

Semantically-Driven Disambiguation for Human-Robot Interaction

Fethiye Irmak Dogan¹, Weiyu Liu², Iolanda Leite¹, Sonia Chernova²

Abstract—Ambiguities are common in human-robot interaction, especially when a robot follows user instructions in a large collocated space. For instance, when the user asks the robot to find an object in a home environment, the object might be in several places depending on its varying semantic properties (e.g., a bowl can be in the kitchen cabinet or on the dining room table, depending on whether it is clean/dirty, full/empty and the other objects around it). Previous works on object semantics have predicted such relationships using one shot-inferences which are likely to fail for ambiguous or partially understood instructions. This paper focuses on this gap and suggests a semantically-driven disambiguation approach by utilizing follow-up clarifications to handle such uncertainties. To achieve this, we first obtain semantic knowledge embeddings, and then these embeddings are used to generate clarifying questions by following an iterative process. The evaluation of our method shows that our approach is model agnostic, i.e., applicable to different semantic embedding models, and follow-up clarifications improve the performance regardless of the embedding model. Additionally, our ablation studies show the significance of informative clarifications and iterative predictions to enhance system accuracies.

I. INTRODUCTION

Ambiguous instructions are a challenging yet fundamental part of human-robot interaction. In an at-home setting, a user is likely to make requests such as “Bring me my cup of coffee” or “Bring me the cereal bowl”, and such underspecified instructions, which do not explicitly list the location or full description of the listed objects, present a challenge for the robot. Prior works have addressed various elements of this problem, including constructing semantic maps that encode likely object locations [1], [2], learning personalized language grounding (e.g., “my favorite mug”) [3], [4], and disambiguating vague referents in a visual scene (e.g., “give me *that green thing*”) [5], [6], [7], [8], [9], [10].

Ambiguous queries, by definition, omit critical information yet can include many semantic features of objects, given user instructions in household spaces are highly based on these features. In ambiguous cases, inferring missing information purely from the instruction can be challenging for robots, but any semantic information provided in the query, even just the name of the object itself, can provide important cues about the missing factors. For example, knowing that a cup is full of coffee would allow the robot to infer that the cup is unlikely to be inside a cabinet, so semantic reasoning can be helpful in these situations. Prior literature has studied

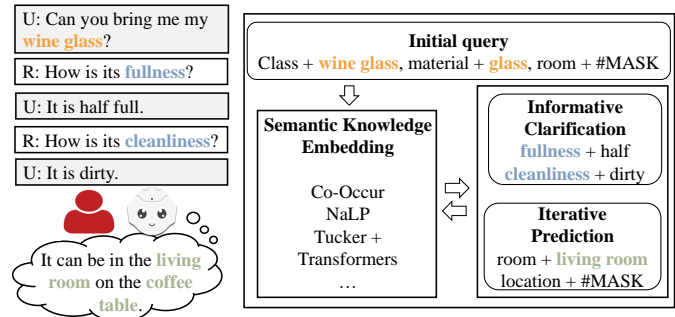


Fig. 1: An overview of our method. On the left-hand side, when the user asks the robot to find the wine glass, the robot identifies the input query (in orange) as ambiguous, then asks for informative semantic properties of the object (in blue), and makes the output predictions (in green) with the gathered new features. To archive this, on the right-hand side, the initial query is forwarded to the **semantic knowledge embedding** to first find the room of the object. Once the initial query is identified as ambiguous, **informative clarifications** are asked to obtain further knowledge, which is provided to the semantic embedding as additional features. After the object’s room is inferred, this feature is also given to the embedding, which is then queried to predict the location of the object (**iterative predictions**).

how an object’s semantic features can be used for inferring missing information in human instructions [11], [12], searching for objects in homes [13], [14], [15], and manipulating objects based on properties [16], [17], [18], [19]. Although these studies have shown pioneering results in modeling object semantics, their predictions have been based on one-shot inferences. Critically, such one-shot predictions could fail under uncertainties or if there is missing information in given queries that is important for the inference task (e.g., when the robot aims to find the cup without knowing whether it is filled with coffee). To fill this gap, instead of one-shot predictions, we suggest an interactive approach by forming semantic-based follow-up clarifications.

In this work, we propose a novel method that enables a robot to successfully fulfill complex, ambiguous commands by eliciting missing information from the user through a series of semantically-driven queries that reduce ambiguity. More specifically, these queries are used to guide the robot’s object search across an entire household and effectively predict objects’ room (e.g., kitchen) and location (e.g., in the sink) properties. To achieve this, similar to the models predicting missing information in user queries [11], [12], our approach relies on object semantics leveraging their interrelated structure [20]. Our method first learns different

¹Fethiye Irmak Doğan and Iolanda Leite are with the Division of Robotics, Perception and Learning at KTH Royal Institute of Technology, Stockholm, Sweden {fidogan, iolanda}@kth.se

²Weiyu Liu and Sonia Chernova are with the School of Interactive Computing at Georgia Institute of Technology, Atlanta, Georgia, USA {wliu88, chernova}@gatech.edu

semantic knowledge embeddings that model the relationships between given object features and room/location properties. Then, if there are ambiguities, our interactive system generates informative follow-up questions using the learned embeddings and iteratively infers first the object’s room and then its location – see Figure 1 for an overview. In our evaluations, we conducted an extensive set of experiments. First, we motivate our work by presenting the results of a pre-study in which we collected 80 sample object retrieval instructions given by users to a robot operating in a household setting. We found that in 44% of retrieval instructions, users did not explicitly state the location of the desired object, requiring the robot to infer this information. This result supports the need to search the space using a semantic map, and when there are uncertainties, disambiguating queries can contribute to an efficient solution by reducing the number of candidate places. Then, to evaluate our disambiguation approach, we conducted another user experiment and compared the impacts of using different semantic embedding models. The results showed that follow-up clarifications improve the system performance by enabling the robot to find objects’ places in its top predictions regardless of the embedding model, which indicates our disambiguation approach is model agnostic. Finally, we ran an ablation study and demonstrated that informative clarifications and iterative process boost performance and achieve significantly higher prediction accuracies.

A. Contributions

Our main contributions can be summarized as follows:

- We suggest a disambiguation approach to elicit missing information in user queries with follow-up questions. Similar to the previous models finding missing features, we leverage object semantics, but instead of one-shot predictions, our method generates informative clarifications using the learned semantic embeddings and follows an iterative prediction process to handle uncertainties.
- Our user experiment results show that our approach is applicable to different semantic knowledge embeddings, and informative clarifications and iterative predictions are critical for improving performance.

II. RELATED WORK

In complex real-world settings, object disambiguation and follow-up clarifications play an important role in boosting task accuracy [5], and accordingly, these topics have been studied to perform clarification via pointing-based or attribute-based questions [6], [21], [8], [9], using object’s spatial relations [5], [10], and visualizing the target objects [7]. For instance, Yi et al. [6] have suggested a disambiguation model using scene graphs to identify the described object when there are multiple similar ones in the scene. Doğan et al. [5] have addressed this problem by leveraging explainability, and they have generated follow-up clarifications using objects’ distinguishing spatial relations. Other studies have approached this problem for object

grasping [9], [21] or pick-and-place scenarios [7], [10]. All these works have suggested inspiring ideas to disambiguate similar objects within a fixed visual scene, typically a table-top setup, but they have not focused on situations in which the robot is located in a larger space, and the requested object is not the robot’s current point of view. In such cases, asking for follow-up clarifications about the object’s additional semantic features can provide critical information to handle uncertainties.

Previous research on semantic understanding of object properties (e.g., a *cup* is *ceramic*, *empty*, located *in kitchen*, and used for *drinking*) has focused on various tasks for improving robot autonomy [11], [12], [13], [14], [15], [16], [17], [18], [19]. Traditionally, large-scale ontologies have been used to encode object knowledge with support for logic and rule-based reasoning [22], [23], [24], [25]. Due to the ability to infer missing relations, knowledge graph embeddings have been introduced to represent relations between an object’s category and its properties (e.g., *mugs* are *ceramic*) [26], [27]. The class-level abstraction of object knowledge, however, is not enough to disambiguate object instances. Other work leverages probabilistic logic models to learn task-specific knowledge (e.g., which object shape is most likely to support the pourable affordance) [28], [29], [30], [31], [16], but they are hard to scale. To achieve more scalable and fine-grained inference, recent work [20] uses Transformer networks while representing inter-connected relations between object properties (e.g., a clean glass cup is more likely to be stored in the cabinet than a dirty glass cup), which outperforms previous probabilistic logic models in terms of accuracy and computational efficiency. Although these recent models have shown promising results in modeling the semantic properties of objects, they have been based on one-shot predictions, which could fail when there is missing information or ambiguities in user requests. Different from prior methods, instead of one-shot inferences, we use an interactive system that handles such uncertainties with semantically-driven follow-up clarifications.

III. METHOD

For a given object description, our aim is to predict the object’s missing properties, more specifically, its room and location, by leveraging clarifications. To achieve this, similar to the previous works on predicting incomplete information in user instructions [11], [12], we rely on object semantics. First, we build semantic knowledge encoders to learn the relations between objects’ semantic properties and their location/room features. Then, we present an informative clarification technique using the learned representations in case of ambiguities. Finally, we propose an iterative prediction process that first identifies the likely room containing the object, then, conditioned on the room, the object’s likely placement. The overall structure of our method can be seen in Figure 1.

A. Semantic Knowledge Embedding

For a given set of object properties $\{v_1, v_2, \dots, v_n\}$ in an object description, we seek to learn the relations between

an object’s semantic features and its room/location properties (o_{room} and o_{loc} respectively) using different embedding representations.

First, the input vector is embedded as follows: $h^0 = \{t_1 + v_1, t_2 + v_2, \dots, t_n + v_n, t_{n+1} + \#MASK\}$. In this representation, $\{t_1, \dots, t_n : \forall t_i \in T\}$ represents the input feature type, and $\{v_1, \dots, v_n : \forall v_i \in V\}$ are their corresponding feature values given in the input query after being converted from text tokens to their embeddings – see Table I. Moreover, t_{n+1} (either room or location) is the output feature type whose value is masked and expected to be learned by the embedding. For example, if the description is ‘the red apple next to the knife’ while predicting the ‘room’ property, we convert text tokens to their corresponding embedding, and the input vector h_0 would be the embedded form of the following: $\{class + apple, color + red, reference\ object + knife, room + \#MASK\}$. After obtaining the input vector, we deploy the following semantic models to obtain different knowledge embeddings:

1) *Transformers*: This model [20] takes the input vector h_0 and uses a multi-head attention mechanism which accounts for the variability of the input’s different combinations. To make the predictions, the last feature of the final Transforms layer (which contains the masked feature value) is forwarded to a linear transformation followed by a sigmoid function. This outputs a likelihood of each feature value for the queried feature type. After normalizing the likelihood values, the probability distribution is obtained, which we denote as $p_i \in \mathcal{P}$.

2) *Co-Occur*: This model has been used for modeling object co-occurrences [32] and affordances [33] and considers the co-occurrences of object features and their location/room. In other words, this method stores a frequency table that shows how often each object property occurs with each room and location values. In the inference, the probability p_i of each room and location candidate is obtained by normalizing the stored frequencies of given object features.

3) *NaLP*: This is a neural network model developed for modeling n-ary relational data in knowledge graphs [34]. This model learns to classify whether a combination of object properties, location, and room is valid or not by learning the ‘relatedness’ score between these features. To predict p_i for a location or room, we enumerate possible candidate feature values and normalize their corresponding relatedness scores.

4) *Tucker+*: This model is the extension suggested in [20] that uses a binary knowledge graph embedding, TuckER [35], to predict higher-order relations. This model is first trained to score binary relations between all possible pairs of input features. To predict an unnormalized score for a candidate room or location at inference time, the binary relations between the candidate and each of the known features are scored and averaged. We then normalize the individual candidate scores to get probabilities p_i .

After finding $p_i \in \mathcal{P}$ from different embedding approaches, the system’s confidence value C is defined as the highest probability in \mathcal{P} :

$$C \leftarrow \max\{p_i, \forall p_i \in \mathcal{P}\}. \quad (1)$$

Algorithm 1: Our approach for finding object locations with clarifications and iterative predictions.

Input: object description (o_{desc}).
Output: object’s room (o_{room}) and location (o_{loc}).

/* **Semantic Knowledge Embedding** */

- 1 Let $\forall t_i \in T$ be the set of object feature types and $\forall v_i \in V$ be the set of its values
- 2 Parse o_{desc} and obtain $\{t_i + v_i\}_1^n$
- 3 $h^0 = \{t_i + v_i\}_1^n + \{room + \#MASK\}$
- 4 For the given h^0 , predict the masked value
- 5 Let \mathcal{P} be the prediction’s probability distribution
- 6 Set the confidence value $C \leftarrow \max\{p_i, \forall p_i \in \mathcal{P}\}$

/* **Informative Clarification** */

- 7 **if** $C \leq \theta$ threshold (*ambiguous*) **then**
- 8 Compute the system entropy
 $H(\mathcal{P}) = -\sum_i p_i \log p_i$
- 9 **for each** t_i in T **do**
- 10 Compute
 $I_i = H(\mathcal{P}) - \sum_{v_i} p'(v_i|h^0) \cdot H(\mathcal{P}_{t_i}^{v_i})$
- 11 Select t_m with the highest I_m as the most informative feature
- 12 Query user for the value of t_m and set it as v_{t_m}
- 13 Assign $h^0 = h^0 + \{t_m + v_{t_m}\}$
- 14 Go back to line 4

/* **Iterative Prediction** */

- 15 **else if** $C > \theta$ threshold (*unambiguous*) **then**
- 16 **if** masked property type is *room* **then**
- 17 Assign o_{room} as the feature value obtained the probability C
- 18 Set $h^0 = h^0 + \{room + o_{room}\} + \{location + \#MASK\}$
- 19 Go back to line 4
- 20 **else if** masked property type is *location* **then**
- 21 Assign o_{loc} as the feature value obtained the probability C
- 22 **return** o_{room} and o_{loc} predictions

If C is higher than a pre-determined threshold θ (how to select θ is detailed in Section V), the output feature value that obtained the highest probability is suggested as the queried feature. On the other hand, if $C \leq \theta$, then the query is considered ambiguous, and informative clarifications are generated. As an example in Figure 1, when the user asks for the ‘wine glass’, the embedding model’s confidence is low to predict the object’s room, so the robot needs to ask for follow-up clarifications for disambiguation.

B. Informative Clarification

When there are uncertainties, we generate an open-ended follow-up question for the feature type that is identified as the most informative. To do so, we first measure the system’s initial entropy:

$$H(\mathcal{P}) = -\sum_i p_i \log p_i, \quad \forall p_i \in \mathcal{P}. \quad (2)$$

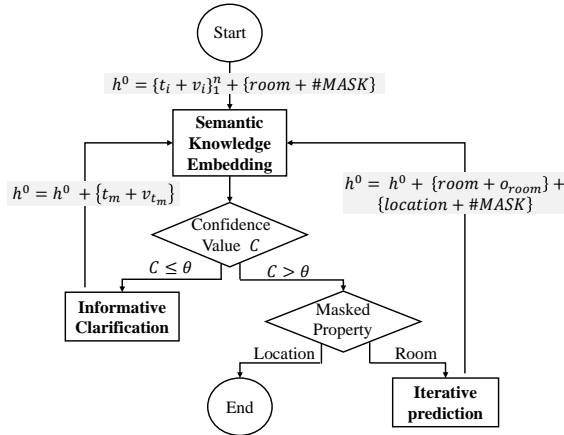


Fig. 2: The flowchart summarizing our overall approach.

Then, we add the candidate feature values of each $t_i \in T$ to update the input vector h^0 . For instance, when t_i is ‘fullness’, we add $\{fullness + full\}$ and $\{fullness + empty\}$ to h^0 separately, and compute two new probability distributions $\mathcal{P}_{fullness}^{empty}$ and $\mathcal{P}_{fullness}^{full}$ following the procedure in Section III-A. Next, we compute the information gain of each t_i by measuring the reduction in the entropy:

$$I_{t_i} = H(\mathcal{P}) - \sum_{v_{t_i}} p'(v_{t_i}|h^0) \cdot H(\mathcal{P}_{t_i}^{v_{t_i}}), \quad (3)$$

where I_{t_i} is the gain of feature type t_i , and v_{t_i} is the candidate values of t_i (e.g., if t_i is ‘fullness’, v_{t_i} is either ‘full’ or ‘empty’). We assume $p'(v_{t_i}|h^0)$, the conditional probability of observing v_{t_i} , come from a uniform distribution.

After calculating the gain for each t_i , the feature type with the highest I_{t_i} is selected as the most informative, and it is asked in open-ended follow-up clarifications (e.g., ‘What is the object’s material?’). ‘room’ and ‘location’ are assumed to be non-queryable in the follow-up questions, and we also discard the feature types if their corresponding values are already in the initial input vector h^0 .

C. Inference Phase and Iterative Prediction

The inference phase starts with object properties given in the query to infer the room value. When there are uncertainties, informative clarifying questions are asked, and their responses are included in the input vector h_0 . Once the room value is predicted, the prediction is also included to h_0 ($h_0 \leftarrow h_0 + \{room + o_{room}\}$) before inferring the location feature (**iterative prediction**). Then, the process continues to infer the location value, and informative clarifications are asked if needed as before – see Algorithm 1 and Figure 2 for the summary of the overall procedure.

IV. PRE-STUDY

Prior to evaluating our method, we conducted a user study to see whether human instructions are naturally ambiguous and noisy yet contain diverse semantic features of objects that provide important cues. To achieve this, we evaluated the correctness and completeness of user instructions, particularly with respect to the location of an object, and we analyzed object features that are most commonly utilized while describing objects.



Fig. 3: The images taken from a home video clip used in the pre-study that people described objects as if asking a robot to find them. Given the complexity of the environment, their descriptions included ambiguities and missing information.

In the pre-study, we asked 10 people, blind to our research question, to watch a home video clip taken from Matterport dataset [36] containing 3D home scans (example images taken from this home are in Figure 3). This home contained many self-similar objects in different places (such as containers, bottles, and cups in the kitchen sink, dining room shelves, or bathroom floor). Users first watched a video clip showing a single walk-through of the house. Then, they were shown images of 8 different objects and, based on the memory of the environment, were asked to instruct a robot to fetch each of the queried items. Note that due to the clutter in the house, it was impossible for users to memorize the location of all objects; this scenario was designed to simulate a realistic use case scenario in which the user has forgotten the exact location of an item.

Using the above process, we collected 80 expressions (10 users and 8 objects), which we assessed to determine their ambiguity with respect to describing the object location. We observed that users provided correct room and location information in only 29 out of 80 instructions. 22 expressions were ambiguous (e.g., the description is ‘...it’s on a shelf’ without specifying the room, although there were multiple shelves in different rooms). In 16 expressions, people specified the place of the objects incorrectly. In the remaining 13 expressions, people did not provide any information about the object locations. These findings support our motivation to design a disambiguation approach that enables a robot to interactively elicit additional information from users in order to correctly infer object locations from object properties.

In addition to location properties, we also analyzed the other descriptive object features specified in user instructions to better understand which features users most commonly used to describe objects. The features shown in the left column of Table I were the most commonly utilized ones (the most common one was the object classes), and these features were considered in our method to embed them in the semantic knowledge representation. Although cleanliness

TABLE I: The object feature types that are used by people while describing objects in the pre-study and their possible values that are considered in our method.

Feature Type	Feature Values (Total # of Values)
class	clock, laptop, bottle, bowl, fork, scissors, keyboard, book... (49 values)
room	bedroom, bathroom, office, kitchen, garage, living room, dining room (7 values)
location	sink, wall, shelf, counter, floor, kitchen table, bedside table, coffee table (8 values)
color	yellow, brown, green, purple, colorful, pink, white, silver, gold... (15 values)
material	wood, paper, foam, plastic, glass... (7 values)
reference object	knife, chair, cup, microwave, vase, tv, bed, oven, orange, couch... (20 values)
fullness	full, empty, half (3 values)
cleanliness	clean, dirty (2 values)

was not one of these specified features, given our work aims to infer the room/location properties of objects from their provided semantic features using clarifications, we believe that cleanliness provides important information for this task, so this feature was also in our set.

V. ANALYZING THE SEMANTIC KNOWLEDGE EMBEDDING

In this section, we provide the training details of the semantic knowledge embedding, evaluate its confidence values to determine if these values align with the accuracy of the predictions, and assess whether providing additional semantic features can improve the embedding’s prediction accuracies. In other words, this section provides our analysis of the learned semantic embedding described in Section III-A without any clarifications and iterative process.

A. Training

To train the semantic knowledge embeddings with the features shown in Table I, we collected a dataset from Visual Genome (VG) [37]. VG contains various 2D scenes with their object attributes, object relationships, and scene region descriptions, and these rich features include objects’ semantic properties that we aim to learn in the knowledge embedding. We parsed these features and acquired 11,886 different object instances. 70% of this data was used for training, and the remaining was used for the test and validation (15% for each). While training, the default parameters suggested by [20] were used for each embedding. The models were trained for 100 epochs in Transformers, 10 epochs in NaLP, 200 epochs in Tucker+, and stored only once in the Co-Occur model.

The HIT scores obtained by each embedding on the VG test set are shown in Table II, where higher scores show better performances and can range from zero to one. The results show that each knowledge embedding successfully learned to model the relationships between object properties and their room and location features, where Transformers obtained the highest accuracies.

B. Confidence Values

To assess the confidence value C , we analyzed the correct and incorrect predictions of the test samples using Trans-

TABLE II: The HIT scores of the learned semantic knowledge embeddings on the VG test set for the room (R) and location (L) predictions.

Embedding Model	R_H@1	R_H@3	L_H@1	L_H@3
Transformers	0.95	0.99	0.90	0.97
Co-Occur	0.92	0.99	0.57	0.83
NaLP	0.94	0.98	0.85	0.97
Tucker+	0.91	0.98	0.68	0.82

formers embedding. We observed that for incorrect samples of the room predictions, the embedding’s confidence value was 0.47 (STD: 0.13); on the other hand, it was 0.90 (STD: 0.16) for the correct predictions. Similar significant differences were evident in the location samples (Correct Mean: 0.79 STD: 0.15, Incorrect Mean: 0.56 STD: 0.12). This observation backed up our method preferences, i.e., determining when to ask clarifications based on the probability threshold θ (set as 0.65 during the experiments).

C. Increasing Number of Object Features

To evaluate the impacts of providing an increasing number of object features to the semantic embeddings, we created a subset from the VG test set containing the objects with 5 features. First, we perturbed the data until we ended up with only one object feature for each sample. This feature was assumed to be the class of the object, given people use this feature at most, as suggested by our pre-study. Then we added the perturbed features one by one (in random order) to the input vector and computed the HIT@1 accuracies for the increasing number of feature values. This process was repeated 10 times for each sample to account for the variability of the randomness. The results in Figure 4 (obtained from Transformers) show that there is a significant performance improvement for the increasing number of features, suggesting if there is missing information in the input query, gathering further object properties is helpful for the semantic embedding predictions.

VI. USER EXPERIMENT

After analyzing the learned semantic knowledge embeddings, we used these embeddings in a user experiment to evaluate the efficacy of informative clarifications and iterative predictions.

A. Experiment Data

We first collected video clips of 10 homes from the 3D Matterport dataset [36] (different than the one used in the pre-study). Then we selected 20 challenging objects from these homes, which might be located in multiple rooms or locations (such as fork, book, laptop). It is important to highlight that this dataset didn’t necessarily include multiple similar objects in the same scene, but the ambiguities came from objects possibly being located in different rooms or locations. Then, using the collected home videos and objects, we gathered two sets of data: Expression Data and Object Features Data.

Expression Data was collected from Amazon Mechanical Turk crowd workers to obtain descriptions for the Matterport objects. 40 workers were provided with the home videos

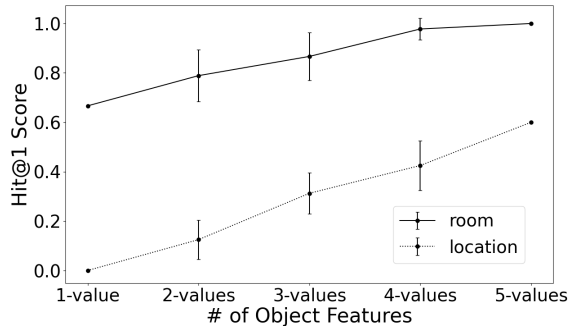


Fig. 4: The mean and standard deviation of HIT@1 scores for the increasing number of object features provided to the Transformer semantic embedding.

(watched one home video at a time and only once), then were shown the object images located at each home. They were asked to describe these objects as if asking someone to bring them the displayed object. In total, we collected 800 expressions (20 objects and 40 users). We processed this dataset by removing the expressions like ‘I don’t know this object’, or if they contain only a single word which is an object name other than the provided one. Further, we discarded expressions if they include objects’ rooms or locations because our aim is to infer these values. Finally, we ended up with 713 expressions. The difference between the Expression Data and previous dataset [17] is that the previous one is not gathered from user object descriptions, and it contains a large set of object features, but Expression Data enables us to evaluate our system with object features in users’ instructions which inevitably includes partial or missing information.

Object Features Data was collected from the same 20 objects to obtain their features. We asked three human annotators to watch the videos one by one and label the provided objects with the features shown in Table I. They could select multiple values for some object features (e.g., color) and an option to indicate ‘none’ or ‘N/A’. After collecting these features, we checked the cases where three annotators didn’t agree with each other. We assumed a feature value is applicable to an object if the majority selected it. If the selections were on par and not confirming each other, we set these feature values as ‘none’ or ‘N/A’. Eventually, we obtained a feature set of these 20 objects that can be queried for any specific value in Table I.

B. Experiment Procedure

First, the Expression Dataset was parsed using the spaCy natural language processing library [38], and each expression was divided into main clauses and relative clauses. Then, the network inputs were obtained from these clauses extracting the features in Table I.

When there is a need for disambiguation, the responses to the clarifying questions were obtained by querying the Object Features Dataset. In other words, if an expression is ‘the metal fork next to the spoon’, and the most informative clarifying question is obtained as ‘How is the object’s cleanliness?’, the response to this (either ‘clean’ or

TABLE III: User experiment results with and without clarifications for the room (R) and the location (L) predictions.

Embedding Model	R_H@1	R_H@3	L_H@1	L_H@3
Transformers	0.22	0.71	0.21	0.34
Transformers Clar	0.72	0.90	0.61	0.86
Co-Occur	0.32	0.60	0.35	0.55
Co-Occur Clar	0.45	0.89	0.47	0.66
NaLP	0.28	0.73	0.25	0.42
NaLP Clar	0.34	0.77	0.36	0.58
Tucker+	0.24	0.58	0.31	0.60
Tucker+ Clar	0.26	0.70	0.35	0.56

‘dirty’) was queried from the Object Features Dataset, and provided as a response. If ‘none’ or ‘N/A’ was received as a query response, the question was skipped. The purpose of the querying approach is to ensure that the responses to the follow-up clarifications were consistent. During the experiment, at most two open-ended questions were asked, and after two clarifications, even if the confidence value C was still lower than θ , the inference was made with the gathered information.

C. Results

In this section, we present two sets of results: (i) the impacts of using informative clarifications and iterative predictions with different semantic embedding models and (ii) ablation results showing the contribution of each component. These evaluations were conducted with 713 expressions, and the ground truth was obtained by querying the Object Features Data for the room and location values. Then, HIT scores were calculated by comparing the predictions with the ground truth.

1) *Different Semantic Embedding Models*: To evaluate the efficiency of our approach, we experimented using different embedding models explained in Section III-A: Transformers, Co-occur, NaLP and Tucker+. Table III presents the results of these models with and without informative clarifications and iterative predictions. Base models are represented as Co-Occur, NaLP, Tucker+, and Transformers, and Clar represents our approach on top of these embeddings. These results show that independent of the used embedding, employing informative clarifications and iterative predictions improves the performance except for the HIT@3 location prediction of Tucker+.

2) *Ablation Results*: To evaluate the contribution of each component, we conducted an ablation study with the user experiment data. In this evaluation, we used the Transformers network to obtain the semantic embedding and assessed the impacts of iterative predictions and informative clarifications separately.

To evaluate the iterative process, a non-iterative version is obtained by inferring the room and location values directly from the initial query. On the other hand, to evaluate the informative clarifications, we compare the iterative versions without any clarification and with random/informative clarifications. In random clarifications, random open-ended questions were asked when the confidence value C was lower than the threshold θ . Conditions without clarifications did not

TABLE IV: Ablation results of our suggested method using Transformers semantic embedding.

Inference Steps		HIT Scores			
Iterative	Clarification	R.H@1	R.H@3	L.H@1	L.H@3
✗	✗	0.22	0.71	0.21	0.34
✓	✗	0.22	0.71	0.30	0.50
✓	Random	0.58	0.84	0.50	0.74
✓	Informative	0.72	0.90	0.61	0.86

query the Object Features Dataset, and the predictions were made solely based on the Expression Data. In conditions with clarifications, two open-ended questions were asked at most, as before (the average number of questions asked per object for random and informative conditions was 1.88 and 1.80, respectively).

The results of this evaluation in Table IV show that our iterative predictions with informative clarifications (4th row) perform the best. When we compare the predictions with and without the iterative process (1st and 2nd row), we see that the iterative process is helpful for location predictions. Also, the significant performance differences show the importance of clarifying questions (2nd and 3rd/4th row). Lastly, compared to random clarifications (3rd row), informative clarifications (4th row) boost the performance and help to identify the objects’ room and location.

VII. DISCUSSION, CONCLUSION AND FUTURE WORK

In this paper, we present a novel approach to disambiguate object locations. First, we obtain semantic knowledge embeddings and then use these embeddings to generate informative follow-up clarifications when there are uncertainties. Finally, the room and location of the queried objects are predicted iteratively. Our evaluations show that our approach is agnostic of the semantic knowledge embedding model, and informative clarifications and iterative inference are helpful for accurate object location predictions.

Our pre-study results indicate that ambiguities are very common in user instructions, and finding the object locations based on initial instructions is not always possible. After observing the need for object location disambiguation, an initial idea to resolve this issue might be directly asking the object locations in follow-up questions. Under the assumption that users have complete knowledge of the environment, this would be a more efficient solution. However, when people have only a basic knowledge of the environment (as in the pre-study where people watched the home video clip once, and the object locations in their instructions were ambiguous or incorrect), our method can be helpful in finding the object locations more efficiently by asking informative clarifying questions. An alternative to our approach could be asking people to make logical guesses about objects’ location if they are unsure, but this solution (asking people over and over where the object might be) could potentially affect the perceived intelligence and competence of the robot, and it might cause people to only make random guesses.

Our semantic knowledge embedding analysis in Figure II shows that the models successfully learned to embed the relationships between object features and their room and location

properties. Further, Figure 4 presents that the increasing number of features improved the HIT@1 scores, supporting the importance of clarifying questions for an incomplete query. It is critical to note that these accuracies do not represent results with disambiguation; instead, they highlight that additional object features help the semantic embedding with more accurate predictions. Given the provided additional features were randomized, and the process was repeated ten times, one or another feature improved the HIT scores in each randomization. Therefore, this does not necessarily mean every feature in Table I contributes to the predictions, but it indicates having more information about the target object improves the semantic knowledge embedding performance.

The user experiment results in Table III demonstrate that follow-up clarifications and iterative processes are helpful regardless of the embedding model. The only exception happened for Tucker+ in the HIT@3 score of the location prediction, but we believe that compared to the performance improvement obtained in other metrics and embeddings, the small accuracy difference in this single case is acceptable, and the results still clearly demonstrate the advantage of asking follow-up clarifications. Another important point that can be observed from these results is that performance differences with and without clarifications were the most significant for the Transformer semantic embedding. We reason that, compared to other embeddings, Transformers learn the most abstract semantic knowledge, so further information obtained with clarifications improves the performance of this embedding at most. Lastly, it is important to note that semantic knowledge embeddings were not retrained or fine-tuned with the user experiment data, and they were directly learned from the VG dataset. The HIT scores were lower in the user experiment than in the VG test set (in Figure II) because the user experiment objects were selected to allow them to be in multiple rooms or locations (e.g., book, cup, bottle, phone, etc.) and the user instructions have incomplete information compared to the ones in the VG dataset, which make the task more challenging.

The ablation results in Table IV demonstrate the contribution of follow-up questions and iterative inferences. First, we see that the performance differences between iterative and non-iterative predictions were only for the location predictions, not for the room ones, as expected. The performance improvement for the location predictions shows the importance of iterative inferences to model the strong relationship between the room and location features. Most importantly, follow-up questions were critical in boosting performance. Even the random ones were helpful for the task, and our informative clarification approach reached the highest HIT scores. This implies that when there are ambiguities in the user instructions, robots can ask the informative semantic object properties in clarifications, and these clarifying questions can help with accurate task completion.

An important extension of our work would be to include visual disambiguation. In our current setting, we do not consider cases where there are multiple similar objects in the same location. This challenge can be addressed with

further clarifications using the visual input as suggested by the previous studies [5], [6]. Taking advantage of the visual scene can help to obtain a dynamic semantic mapping of the interaction environment as the robot moves from place to place for object search, and this extension is a part of future research plans. Moreover, our current approach only allows providing reference object classes but not their other features. For instance, if the expression is ‘the red apple next to the silver spoon’, our current architecture only takes the ‘spoon’ in the input space, and this can be further improved with an additional reference object embedding layer. Additionally, given our approach is shown to be agnostic to the semantic embedding model, the accuracies in Table III can be enhanced with more advanced semantic knowledge embeddings. Finally, our system can be extended with more objects and locations by gathering a richer dataset that includes object descriptions with their semantic and location features, or our disambiguation approach can be used to infer different object properties by asking for their informative features in follow-up clarifications.

REFERENCES

- [1] M. R. Walter, S. M. Hemachandra, B. S. Homberg, S. Tellex, and S. Teller, “Learning semantic maps from natural language descriptions.” *Robotics: Science and Systems*, 2013.
- [2] E. Bastianelli, D. D. Bloisi, R. Capobianco, F. Cossu, G. Gemignani, L. Iocchi, and D. Nardi, “On-line semantic mapping,” in *2013 16th International Conference on Advanced Robotics (ICAR)*. IEEE, 2013, pp. 1–6.
- [3] M. Mason and M. Lopes, “Robot self-initiative and personalization by learning through repeated interactions,” in *2011 6th ACM/IEEE International Conference on Human-Robot Interaction (HRI)*, 2011, pp. 433–440.
- [4] N. Churamani, P. Anton, M. Brügger, E. Fließwasser, T. Hummel, J. Mayer, W. Mustafa, H. G. Ng, T. L. C. Nguyen, Q. Nguyen, et al., “The impact of personalisation on human-robot interaction in learning scenarios,” in *Proceedings of the 5th international conference on human agent interaction*, 2017, pp. 171–180.
- [5] F. I. Doğan, I. Torre, and I. Leite, “Asking follow-up clarifications to resolve ambiguities in human-robot conversation,” in *Proceedings of the 2022 ACM/IEEE International Conference on Human-Robot Interaction*, 2022, pp. 461–469.
- [6] J. S. K. Yi, Y. Kim, and S. Chernova, “Incremental object grounding using scene graphs,” *arXiv preprint arXiv:2201.01901*, 2022.
- [7] J. Hatori, Y. Kikuchi, S. Kobayashi, K. Takahashi, Y. Tsuboi, Y. Unno, W. Ko, and J. Tan, “Interactively picking real-world objects with unconstrained spoken language instructions,” in *ICRA*, 2018, pp. 3774–3781.
- [8] M. Shridhar, D. Mittal, and D. Hsu, “Ingress: Interactive visual grounding of referring expressions,” *The International Journal of Robotics Research*, p. 0278364919897133, 2020.
- [9] Y. Yang, X. Lou, and C. Choi, “Interactive robotic grasping with attribute-guided disambiguation,” in *ICRA*. IEEE, 2022.
- [10] O. Mees and W. Burgard, “Composing pick-and-place tasks by grounding language,” in *International Symposium on Experimental Robotics*. Springer, 2020, pp. 491–501.
- [11] D. Nyga, S. Roy, R. Paul, D. Park, M. Pomarlan, M. Beetz, and N. Roy, “Grounding robot plans from natural language instructions with incomplete world knowledge,” in *CoRL*, 2018, pp. 714–723.
- [12] H. Chen, H. Tan, A. Kuntz, M. Bansal, and R. Alterovitz, “Enabling robots to understand incomplete natural language instructions using commonsense reasoning,” in *ICRA*. IEEE, 2020, pp. 1963–1969.
- [13] Z. Zeng, A. Röfer, S. Lu, and O. C. Jenkins, “Generalized object permanence for object retrieval through semantic linking maps,” in *IEEE ICRA 2019 Workshop on High Accuracy Mobile Manipulation in Challenging Environments*, 2019.
- [14] W. Yang, X. Wang, A. Farhadi, A. Gupta, and R. Mottaghi, “Visual semantic navigation using scene priors,” in *Proceedings of Seventh International Conference on Learning Representations*, 2019.
- [15] K. Zheng, R. Chitnis, Y. Sung, G. Konidaris, and S. Tellex, “Towards optimal correlational object search,” in *ICRA*, 2022.
- [16] P. Ardón, È. Pairet, R. P. Petrick, S. Ramamoorthy, and K. S. Lohan, “Learning grasp affordance reasoning through semantic relations,” *IEEE Robotics and Automation Letters*, 2019.
- [17] W. Liu, A. Daruna, and S. Chernova, “Cage: Context-aware grasping engine,” in *ICRA*, 2020.
- [18] A. Jain, B. Wojcik, T. Joachims, and A. Saxena, “Learning trajectory preferences for manipulators via iterative improvement,” in *Advances in neural information processing systems*, 2013, pp. 575–583.
- [19] M. Shridhar, L. Manuelli, and D. Fox, “Cliport: What and where pathways for robotic manipulation,” in *CoRL*. PMLR, 2022, pp. 894–906.
- [20] W. Liu, D. Bansal, A. Daruna, and S. Chernova, “Learning Instance-Level N-Ary Semantic Knowledge At Scale For Robots Operating in Everyday Environments,” in *Proceedings of Robotics: Science and Systems*, Virtual, July 2021.
- [21] M. Shridhar and D. Hsu, “Interactive visual grounding of referring expressions for human-robot interaction,” in *Proceedings of Robotics: Science and Systems*, Pittsburgh, Pennsylvania, June 2018.
- [22] G. H. Lim, I. H. Suh, and H. Suh, “Ontology-based unified robot knowledge for service robots in indoor environments,” *IEEE Transactions on Systems, Man, and Cybernetics-Part A: Systems and Humans*, vol. 41, no. 3, pp. 492–509, 2011.
- [23] A. Saxena, A. Jain, O. Sener, A. Jami, D. K. Misra, and H. S. Koppula, “Robobrain: Large-scale knowledge engine for robots,” *arXiv preprint arXiv:1412.0691*, 2014.
- [24] M. Tenorth and M. Beetz, “Representations for robot knowledge in the knowrob framework,” *Artificial Intelligence*, vol. 247, pp. 151–169, 2017.
- [25] S. Lemaignan, M. Warnier, E. A. Sisbot, A. Clodic, and R. Alami, “Artificial cognition for social human–robot interaction: An implementation,” *Artificial Intelligence*, vol. 247, pp. 45–69, 2017.
- [26] A. Daruna, W. Liu, Z. Kira, and S. Chetnova, “Robocse: Robot common sense embedding,” in *ICRA*. IEEE, 2019, pp. 9777–9783.
- [27] J. Arkin, D. Park, S. Roy, M. R. Walter, N. Roy, T. M. Howard, and R. Paul, “Multimodal estimation and communication of latent semantic knowledge for robust execution of robot instructions,” *The International Journal of Robotics Research*, p. 0278364920917755, 2020.
- [28] S. Chernova, V. Chu, A. Daruna, H. Garrison, M. Hahn, P. Khante, W. Liu, and A. Thomaz, “Situated bayesian reasoning framework for robots operating in diverse everyday environments,” in *International Symposium on Robotics Research (ISRR)*, 2017.
- [29] D. Nyga, F. Balint-Benczedi, and M. Beetz, “Pr2 looking at things—ensemble learning for unstructured information processing with markov logic networks,” in *ICRA*. IEEE, 2014, pp. 3916–3923.
- [30] B. Moldovan and L. D. Raedt, “Occluded object search by relational affordances,” *ICRA*, pp. 169–174, 2014.
- [31] Y. Zhu, A. Fathi, and L. Fei-Fei, “Reasoning about object affordances in a knowledge base representation,” in *ECCV*. Springer, 2014, pp. 408–424.
- [32] Y.-W. Chao, Z. Wang, R. Mihalcea, and J. Deng, “Mining semantic affordances of visual object categories,” in *CVPR*, 2015, pp. 4259–4267.
- [33] S. R. Lakani, A. J. Rodríguez-Sánchez, and J. Piater, “Exercising affordances of objects: A part-based approach,” *IEEE Robotics and Automation Letters*, vol. 3, no. 4, pp. 3465–3472, 2018.
- [34] S. Guan, X. Jin, Y. Wang, and X. Cheng, “Link prediction on n-ary relational data,” in *The World Wide Web Conference*, 2019, pp. 583–593.
- [35] I. Balažević, C. Allen, and T. M. Hospedales, “Tucker: Tensor factorization for knowledge graph completion,” *arXiv preprint arXiv:1901.09590*, 2019.
- [36] A. Chang, A. Dai, T. Funkhouser, M. Halber, M. Niessner, M. Savva, S. Song, A. Zeng, and Y. Zhang, “Matterport3d: Learning from rgb-d data in indoor environments,” *International Conference on 3D Vision (3DV)*, 2017.
- [37] R. Krishna, Y. Zhu, O. Groth, J. Johnson, K. Hata, J. Kravitz, S. Chen, Y. Kalantidis, L.-J. Li, D. A. Shamma, et al., “Visual genome: Connecting language and vision using crowdsourced dense image annotations,” *International journal of computer vision*, vol. 123, no. 1, pp. 32–73, 2017.
- [38] M. Honnibal, I. Montani, S. Van Landeghem, and A. Boyd, “spaCy: Industrial-strength Natural Language Processing in Python,” 2020.