

Deformation of a one dimensional ferromagnetic domain wall due to double exchange interaction with a free electron system

K. Seremetas and X. Zotos

Department of Physics, University of Crete, 70013 Heraklion, Greece

(Dated: January 6, 2025)

Using an S-matrix formulation we evaluate the energy and conductance of a Bloch or Néel magnetic wall interacting with a one dimensional free electron system via a double exchange interaction. Minimization of the total energy indicates that for chemical potential larger than the magnetic interaction the domain wall is generally deformed to a thin wall, while for magnetic field larger than the chemical potential tends towards wide walls. In contrast, for a double wall system the deformation is always towards wide walls. For the single as well as the double magnetic wall systems the conductance monotonically decreases with decreasing wall width. The energy and conductance are identical for Bloch and Néel magnetic domain walls within this prototype model.

INTRODUCTION

Magnetic topological textures as for instance Bloch, Néel domain walls and skyrmions, play a fundamental role in the field of magnonics [1], spin-wave computing and skyrmionics. The study of magnetic domain walls is an extremely extensive field both in fundamental science [2] and engineering [3].

On the bulk level, metallic magnetic systems have been described by the so-called double exchange model which describes a lattice of classical spins interacting with the conduction electrons through the Hund's rule coupling which aligns the spins of the conduction band and localized electrons occupying the same lattice site. The double exchange interaction was shown to lead to complex magnetic phases [4, 5]. Furthermore, the experimental issue of conductance and shape of magnetic textures e.g. in manganites [6] or the deformation of a skyrmion by an electric current [7] has been previously studied. Theoretically, the conductance [8–10] and the ferromagnetic wall deformation in one and two-dimensional systems [11–14] have been discussed.

In this work we consider a generic model of a one dimensional classical magnetic system with a Bloch/Néel domain wall interacting via a double exchange interaction with a free electron system. Thus we neglect the quantum nature of the localized spins, an approximation appropriate for large spins. We use an S-matrix formulation [15–17] that provides a unified framework for the evaluation of the energy and at the same time the conductance of the electronic gas. The Landauer formulation we are using implies ballistic character of electronic transport. Single chain molecular magnets [18, 19] or single chain magnets on a metallic substrate could be candidates for the following analysis.

Besides this prototype one dimensional model, the method we are using can be extended to the study of the deformation of higher dimensional magnetic textures as skyrmions due to the double exchange interaction with an electronic system. It can also be incorporated in nu-

merical methods [20] for the study of quantum transport in magnetic structures.

MODEL AND METHOD

We first consider a one dimensional classical continuous magnetic system of length L described by the energy,

$$E_m = J \int_{-L/2}^{L/2} dx \left(\frac{\partial \theta}{\partial x} \right)^2 + D \int_{-L/2}^{L/2} dx \sin^2 \theta(x), \quad (1)$$

where $\theta(x)$ is the angle of the magnetic moment from the z-axis, J the exchange and D the anisotropy interaction. Minimizing the energy with boundary conditions $\theta \rightarrow \pi$ for $x \rightarrow -L/2$ and $\theta \rightarrow 0$ for $x \rightarrow +L/2$, we obtain a Bloch domain wall profile,

$$\theta(x) = 2 \tan^{-1} e^{-x/\xi} \quad (2)$$

of energy $E_m = 2J/\xi + 2D\xi$ and width at minimum energy, $\xi_m = \sqrt{J/D}$, for $L \rightarrow \infty$.

The magnetic system interacts with a one dimensional bath of free electrons described by the Hamiltonian,

$$-\frac{\hbar^2}{2m} \frac{\partial^2}{\partial x^2} \Psi + (V(x) - E) \Psi = 0 \quad (3)$$

where, Ψ is a two component plane wave wavefunction of wavevector q for the z-projection of the electron spin and $V(x)$ a double exchange interaction,

$$\begin{aligned} V(x) &= -\vec{h}(x) \cdot \vec{\sigma} = -h_x \sigma^x - h_z \sigma^z \\ &= -h \begin{pmatrix} +\cos \theta(x) & +\sin \theta(x) \\ +\sin \theta(x) & -\cos \theta(x) \end{pmatrix}. \end{aligned} \quad (4)$$

The fictitious magnetic field h is a product of the magnetic system spin and the coupling between the electronic and magnetic systems.

In interaction with the electron gas the shape of the domain wall will change as to minimize the total energy.

We evaluate the energy and conductance of the electron gas within the profile (2) by changing the length ξ . We employ a multichannel S -matrix formalism[15–17] where,

$$\mathbf{S} = \begin{pmatrix} S_{ll,\uparrow\uparrow} & S_{ll,\uparrow\downarrow} & S_{lr,\uparrow\uparrow} & S_{lr,\uparrow\downarrow} \\ S_{ll,\downarrow\uparrow} & S_{ll,\downarrow\downarrow} & S_{lr,\downarrow\uparrow} & S_{lr,\downarrow\downarrow} \\ S_{rl,\uparrow\uparrow} & S_{rl,\uparrow\downarrow} & S_{rr,\uparrow\uparrow} & S_{rr,\uparrow\downarrow} \\ S_{rl,\downarrow\uparrow} & S_{rl,\downarrow\downarrow} & S_{rr,\downarrow\uparrow} & S_{rr,\downarrow\downarrow} \end{pmatrix}$$

and l, r the left and right channels.

The conductance G is given by,

$$G = \frac{e^2}{h} \int_0^\infty d\epsilon \left(-\frac{\partial f}{\partial \epsilon} \right) \text{tr}(S_{rl}^\dagger S_{rl}) \quad (5)$$

where S_{lr} , S_{rl} are 2 by 2 matrices in spin space and the trace is over the spin indices. $f(\epsilon)$ is the Fermi function,

$$f(\epsilon) = \frac{1}{1 + e^{\beta(\epsilon - \mu)}}$$

with $\beta = 1/k_B T$, T the temperature and μ the chemical potential. In the following we take $e^2/h = 1$, $\hbar^2/2m = 1$ so that $\epsilon = q^2$, $k_B = 1$ and consider the zero temperature limit, $T \rightarrow 0$ ($\beta \rightarrow \infty$).

The electronic density of states $D(\epsilon)$ is given by,

$$\begin{aligned} D(\epsilon) &= \frac{1}{2\pi i} \sum_{ab} \text{tr} \left(S_{ab}^\dagger \frac{\partial S_{ab}}{\partial \epsilon} - S_{ab} \frac{\partial S_{ab}^\dagger}{\partial \epsilon} \right) \\ &= \sum_{a,b,\sigma,\sigma'} \frac{1}{\pi} \rho_{a,b,\sigma,\sigma'}^2 \frac{\partial \phi_{a,b,\sigma,\sigma'}}{\partial \epsilon} \end{aligned} \quad (6)$$

with $S_{a,b,\sigma,\sigma'} = \rho_{a,b,\sigma,\sigma'} e^{i\phi_{a,b,\sigma,\sigma'}}$ ($a, b = l, r$, $\sigma, \sigma' = \uparrow, \downarrow$) and the grand canonical potential by,

$$\Omega = -T \int_0^\infty d\epsilon D(\epsilon) \ln(1 + e^{-\beta(\epsilon - \mu)}). \quad (7)$$

We construct the Bloch domain wall \mathbf{S} matrix by decomposing the interval L in slices of width dx and by successive x -dependent $R_y(\theta(x))$ rotations which make the scattering diagonal in each slice.

$$R_y(\theta) = \begin{pmatrix} +\cos(\theta/2) & +\sin(\theta/2) \\ -\sin(\theta/2) & +\cos(\theta/2) \end{pmatrix} \quad (8)$$

For a Néel wall the rotation matrix is,

$$R_x(\theta) = \begin{pmatrix} +\cos(\theta/2) & +i\sin(\theta/2) \\ +i\sin(\theta/2) & +\cos(\theta/2) \end{pmatrix} \quad (9)$$

In this one dimensional model the Bloch and Néel walls are related to each other by a rotation of the local quantization axis, thus giving identical energies and conductances. Furthermore we assume $h(x) = h$ independent

of position, although it is straightforward to consider domain walls with position dependent coupling $h(x)$. We note that we verified the S -matrix calculation by a T -matrix method, although we found that the T -matrix approach is numerically unstable for large L systems due to the appearance of exponentially large terms.

RESULTS

Single wall

To obtain the S -matrix we split the magnetic wall domain $L = 160$ ($-80 < x < 80$) in 800 slices of width $dx=0.2$. Examples of the profiles of domain walls we are considering are shown in Fig.1. In Figs.2,3 we show the electronic energy and in Fig.4 the corresponding conductance.

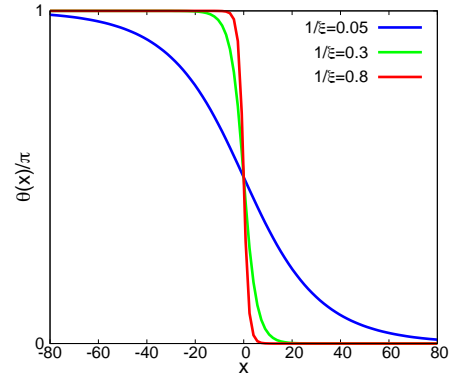


FIG. 1. Domain wall profile for different widths ξ . Minimum of elastic magnetic energy at $1/\xi_m \sim 0.3$

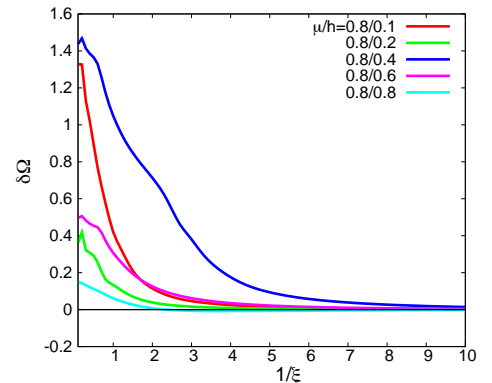


FIG. 2. Normalized grand canonical potential $\delta\Omega = \Omega - \Omega_{\xi \rightarrow 0}$ of the electronic gas in the presence of a magnetic domain wall for $\mu = 0.8$ and different fields h .

We find that for $\mu > h$ the thermodynamic potential is generally minimized for narrow domain walls ($\xi \rightarrow 0$).

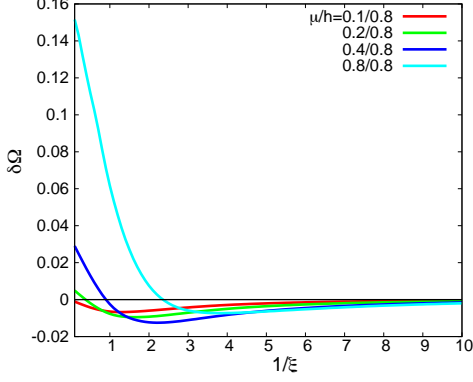


FIG. 3. Normalized grand canonical potential $\delta\Omega = \Omega - \Omega_{\xi \rightarrow 0}$ of the electronic gas in the presence of a magnetic domain wall for $h = 0.8$ and different chemical potentials μ .

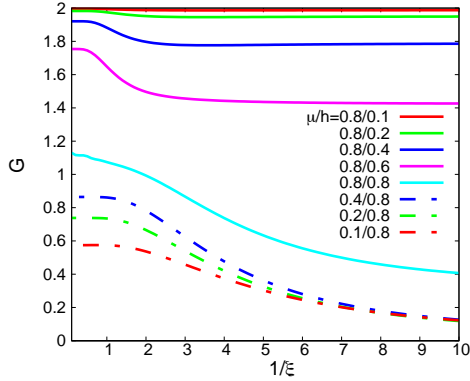


FIG. 4. Conductance of the electronic gas in the presence of a magnetic domain wall for different ratios of magnetic field h and chemical potential μ , μ/h ($\mu = 0.8$ or $h = 0.8$).

We note however that there are exceptional μ/h values where the minimum is at a finite ξ , probably due to resonant scattering. In contrast, for $h > \mu$ the dependence of the thermodynamic potential on the width is nonmonotonic with minimum at ξ of order one. The conductance takes practically the non-interacting limit value $G = 2$ for $\mu \gg h$ as expected and it is rather weakly dependent on ξ . For $\mu < h$ is suppressed to $G < 1$. Thus we conclude that for $\mu > h$ the width of the wall has a sizable effect on the electronic energy and a rather weak one on the conductance. The final width of the wall will be determined by the interplay of elastic and electronic energy. From the above data, we expect the width of the wall for $\mu > h$ to be drastically reduced due to the interaction with the electron bath. We should note that, (i) doubling the domain wall length to $L = 320$ gives a similar but proportional to the length $\Omega(1/\xi)$ curve and (ii) the search of total minimum energy could be extended to other magnetic wall profiles.

Double domain walls

In this section we study the energy and conductance of two adjacent magnetic domain walls, in two different chirality configurations, $2\pi - \pi - 0$, $\pi - 0 - \pi$, as shown in Fig.5.

For the $2\pi - \pi - 0$ domain wall,

$$\theta(x) = 2 \tan^{-1} e^{-(x-L/4)/\xi} + 2 \tan^{-1} e^{-(x+L/4)/\xi}, \quad (10)$$

and for the $\pi - 0 - \pi$,

$$\theta(x) = 2 \tan^{-1} e^{+(x-L/4)/\xi} + 2 \tan^{-1} e^{-(x+L/4)/\xi}. \quad (11)$$

To obtain the S -matrix we split the magnetic walls region in 1600 slices of width $dx=0.2$.

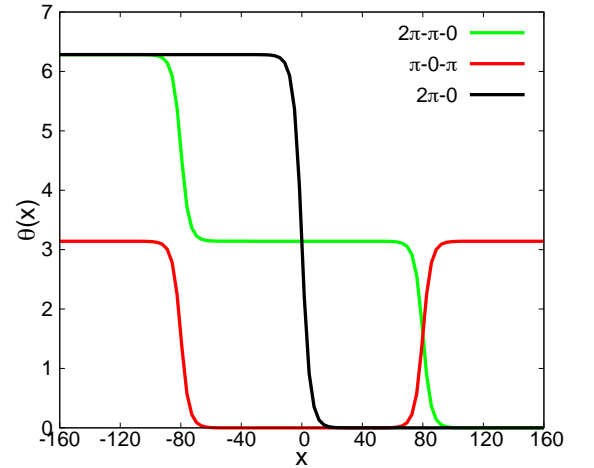


FIG. 5. Configurations of two adjacent domain walls with $1/\xi = 0.3$.

In Figs.6,7 we show the grand canonical potential as a function of $1/\xi$ that we find identical for the $2\pi - \pi - 0$ and $\pi - 0 - \pi$ walls. In general the dependence of the electronic energy on the domain wall width is non-monotonic, with minimum of the order $\xi \sim 1$.

Similarly, as shown in Fig.8, the conductance is identical for the $2\pi - \pi - 0$ and $\pi - 0 - \pi$ walls and qualitatively similar to the single wall conductance. Thus the energy and conductance of the double wall systems is independent on their chirality.

Finally, at low temperatures ($T \sim 0.1$) the data for both the single as well as the double domain walls remain qualitatively similar to those in the zero temperature limit.

CONCLUSIONS

We found that the double exchange interaction of a Bloch or Néel magnetic domain wall with an electronic

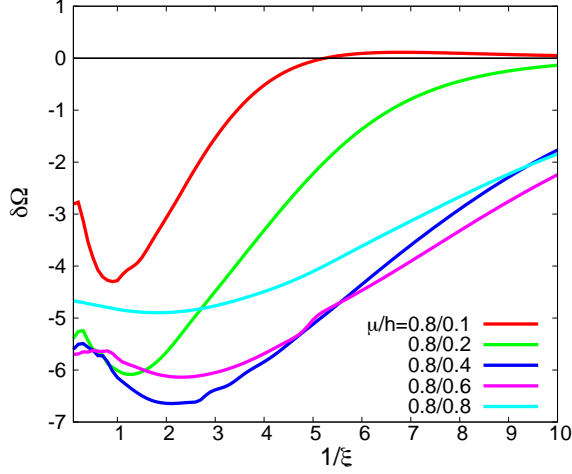


FIG. 6. Normalized grand canonical potential $\delta\Omega = \Omega - \Omega_{\xi \rightarrow 0}$ of the electronic gas in the presence of a double magnetic domain wall $2\pi - \pi - 0$ or $\pi - 0 - \pi$ for $\mu = 0.8$ and different fields h .

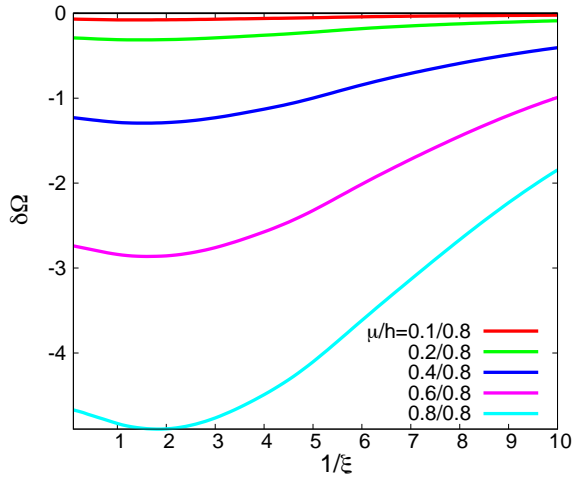


FIG. 7. Normalized grand canonical potential $\delta\Omega = \Omega - \Omega_{\xi \rightarrow 0}$ of the electronic gas in the presence of a double magnetic domain wall $2\pi - \pi - 0$ or $\pi - 0 - \pi$ for $h = 0.8$ and different chemical potentials μ .

system causes a significant deformation of the wall when the chemical potential is larger than the magnetic interaction coupling (the results are consistent with the perturbative ones of [11]). In contrast, the conductance is generally rather weakly dependent on the width of the domain wall. The S-matrix approach we used provides a unified picture of the conductance as well as the energy of the electronic system. The study of this one dimensional prototype model by the S-matrix approach provides a generic example to the problem of deformation of magnetic textures due to the interaction with an electronic system. It can be extended in future studies to other

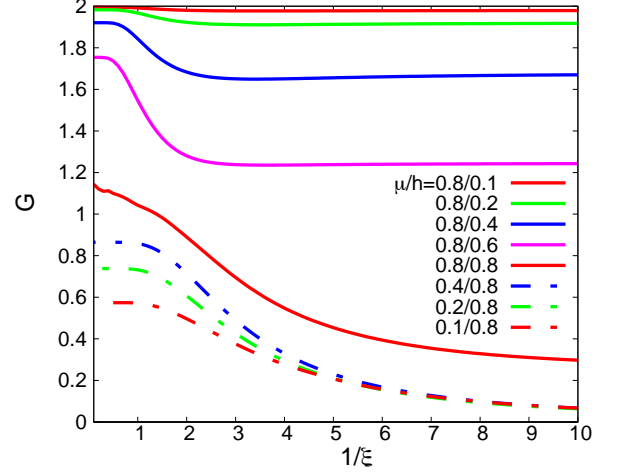


FIG. 8. Conductance of the electronic gas in the presence of a double magnetic domain wall for different ratios of magnetic field h and chemical potential μ , μ/h ($\mu = 0.8$ or $h = 0.8$).

types of magnetic walls and higher dimensional textures as for instance the multitude of skyrmion textures. Last but not least, the effect of quantum fluctuations on the magnetic wall, corresponding to small spin, is of course a very interesting but also challenging theoretical problem.

ACKNOWLEDGEMENTS

X.Z. would like to thank C. Panagopoulos, G. Kioseoglou and I. Rouschatzakis for useful discussions on the state of the magnetic texture deformation problem.

-
- [1] B. Benedetta et al., J. Phys.:Condens. Matter (2024); <https://doi.org/10.1088/1361-648X/ad399c>
 - [2] A. Thiaville, J. Millat, Springer Series in Solid-State Sciences, **192**, 41 (2018)
 - [3] G. Venkat et al., J. Phys. D: Appl. Phys. **57**, 063001 (2024).
 - [4] S. Kumar and J. van der Brink, Phys. Rev. Lett. **105**, 216405 (2010).
 - [5] M. Azhar and M. Mostovoy, Phys. Rev. Lett. **118**, 027203 (2017).
 - [6] N.D. Mathur, P.B. Littlewood, Solid State Commun., **119**, 271 (2001).
 - [7] F.S. Yasin, J. Masell, K. Karube, A. Kikkawa, Y. Taguchi, Y. Tokura and X. Yu, PNAS, **119**, 2200958119 (2022).
 - [8] M. Yamanaka, N. Nagaosa, Physica **B237**, 28 (1997).
 - [9] G. Tatara and H. Fukuyama, Phys. Rev. Lett. **78**, 3773 (1997).
 - [10] P.M. Levy and S. Zhang, Phys. Rev. Lett. **79**, 5110 (1997).

- [11] G. Tataara, Y. Tokura, Solid State Comm. **116**, 533 (2000).
- [12] D.I. Golosov, Phys. Rev. **B67**, 064404 (2003).
- [13] D.I. Golosov and D. Orgad, Phys. Rev. **B74**, 104403 (2006).
- [14] R. Ozawa, S. Hayami, K. Barros, Y. Motome, Phys. Rev. **B96**, 094417 (2017).
- [15] R. Dashen, S. Ma and H.J. Bernstein, Phys. Rev. **187**, 345 (1969).
- [16] V. Gasparian, T. Christen and M. Büttiker, Phys. Rev. **A54**, 4022 (1996).
- [17] C.A. Stafford, D. Baeriswyl and J. Bürki, Phys. Rev. Lett., **79**, 2863 (1997).
- [18] L. Bogani, a. Vindigni, R. Secoli and D. Gatteschi, J. Mater. Chem. **18**, 4750 (2008).
- [19] V. Pianet, M. Urdampilleta, T. Colin, R. Clérac and C. Coulon, Phys. Rev. **B96**, 214429 (2017).
- [20] C.W. Groth, M. Wimmer, A.R. Akhmerov and X. Waintal, New J. of Phys., **16**, 063065 (2014).