

A note on the deformation of 1D ferromagnetic domain walls due to double exchange interaction with a free electron gas

K. Seremetas and X. Zotos

Department of Physics, University of Crete, 70013 Heraklion, Greece

(Dated: May 13, 2025)

Using an S-matrix formulation we evaluate the thermodynamic potential and conductance of a Bloch or Néel magnetic wall interacting with an open one dimensional free electron gas via a double exchange interaction. The minimization of the elastic magnetic energy plus electronic thermodynamic potential indicates that for chemical potential larger than the magnetic interaction the domain wall is generally deformed to a thin wall, while for magnetic interaction larger than the chemical potential tends towards wide walls. In contrast, for a double wall configuration the deformation is always towards wide walls. For the single as well as the double magnetic wall configurations the conductance monotonically decreases with decreasing wall width. The thermodynamic potential and conductance of Bloch and Néel magnetic domain walls are identical within this prototype model.

INTRODUCTION

Magnetic topological textures as for instance Bloch, Néel domain walls and skyrmions, play a fundamental role in the field of magnonics [1], spin-wave computing and skyrmionics. The study of magnetic domain walls is an extremely extensive field both in fundamental science [2] and engineering [3].

On the bulk level, metallic magnetic systems have been described by the so-called double exchange model which describes a lattice of classical spins interacting with the conduction electrons through the Hund's rule coupling which aligns the spins of the conduction band and localized electrons occupying the same lattice site. The double exchange interaction was shown to lead to complex magnetic phases [4, 5]. Furthermore, the experimental issue of conductance and shape of magnetic textures e.g. in manganites [6] or the deformation of a skyrmion by an electric current [7] has been previously studied. Theoretically, the conductance [8–10] and the ferromagnetic wall deformation in one and two-dimensional systems have been discussed in [11–14].

In this work we study a generic model of a one dimensional classical magnetic system with Bloch/Néel domain walls interacting via a double exchange interaction with a free electron system. Thus we neglect the quantum nature of the localized spins, an approximation appropriate for large spins. We should emphasize that we are dealing with an open quantum mechanical coherent system. We use the S-matrix formulation [15–17] of statistical mechanics for an open system that provides a rigorous and unified framework for the evaluation of the thermodynamic potential and at the same time the conductance of the electronic gas. The Landauer formulation we are using implies ballistic character of electronic transport, thus relevant to mesoscopic systems. Single chain molecular magnets [18, 19] or single chain magnets on a metallic substrate could be candidates for the following analysis.

Besides this prototype one dimensional model, the

method we are using can be extended to the study of the deformation of higher dimensional magnetic textures as skyrmions due to the double exchange interaction with an electronic system. It can also be incorporated in numerical methods [20] for the study of quantum transport in magnetic structures.

MODEL AND METHOD

We consider a one dimensional classical continuous magnetic system of length L described by the energy,

$$E_m = J \int_{-L/2}^{L/2} dx \left(\frac{\partial \theta}{\partial x} \right)^2 + D \int_{-L/2}^{L/2} dx \sin^2 \theta(x), \quad (1)$$

where $\theta(x)$ is the angle of the magnetic moment from the z -axis, J the exchange and D the anisotropy interaction. For a single magnetic wall, minimizing the energy with boundary conditions $\theta \rightarrow \pi$ for $x \rightarrow -L/2$ and $\theta \rightarrow 0$ for $x \rightarrow +L/2$, we obtain the Bloch domain wall profile,

$$\theta(x) = 2 \tan^{-1} e^{-x/\xi} \quad (2)$$

of energy $E_m = 2J/\xi + 2D\xi$ and width at minimum energy, $\xi_m = \sqrt{J/D}$, for $L \rightarrow \infty$.

The magnetic system interacts with an open one dimensional bath of free electrons described by the equation,

$$\left[-\frac{\hbar^2}{2m} \frac{\partial^2}{\partial x^2} + V(x) \right] \Psi = \epsilon \Psi \quad (3)$$

where Ψ is a two component plane wave wavefunction of wavevector q for the z -projection of the electron spin. $V(x)$ is the double exchange interaction,

$$\begin{aligned} V(x) &= -\vec{h}(x) \cdot \vec{\sigma} = -h_x \sigma^x - h_z \sigma^z \\ &= -h \begin{pmatrix} +\cos \theta(x) & +\sin \theta(x) \\ +\sin \theta(x) & -\cos \theta(x) \end{pmatrix}. \end{aligned} \quad (4)$$

The fictitious magnetic field h is a product of the magnetic system spin and the coupling between the electronic and magnetic systems.

In interaction with the electron gas the shape of the domain wall will change as to minimize the total energy. To evaluate the thermodynamic potential and conductance of the electron gas within the profile (2) by changing the length ξ , we employ a multichannel S -matrix formalism[15–17] where,

$$\mathbf{S} = \begin{pmatrix} S_{ll,\uparrow\uparrow} & S_{ll,\uparrow\downarrow} & S_{lr,\uparrow\uparrow} & S_{lr,\uparrow\downarrow} \\ S_{ll,\downarrow\uparrow} & S_{ll,\downarrow\downarrow} & S_{lr,\downarrow\uparrow} & S_{lr,\downarrow\downarrow} \\ S_{rl,\uparrow\uparrow} & S_{rl,\uparrow\downarrow} & S_{rr,\uparrow\uparrow} & S_{rr,\uparrow\downarrow} \\ S_{rl,\downarrow\uparrow} & S_{rl,\downarrow\downarrow} & S_{rr,\downarrow\uparrow} & S_{rr,\downarrow\downarrow} \end{pmatrix}$$

and l, r the left and right channels.

The conductance G is given by,

$$G = \frac{e^2}{h} \int_0^\infty d\epsilon \left(-\frac{\partial f}{\partial \epsilon} \right) \text{tr}(S_{rl}^\dagger S_{rl}) \quad (5)$$

where S_{lr} , S_{rl} are 2 by 2 matrices in spin space and the trace is over the spin indices. $f(\epsilon)$ is the Fermi function,

$$f(\epsilon) = \frac{1}{1 + e^{\beta(\epsilon - \mu)}}$$

with $\beta = 1/k_B T$, T the temperature and μ the chemical potential. In the following we take $e^2/h = 1$, $\hbar^2/2m = 1$ so that $\epsilon = q^2$, $k_B = 1$ and consider the zero temperature limit, $T \rightarrow 0$ ($\beta \rightarrow \infty$).

The electronic density of states $D(\epsilon)$ is given by,

$$\begin{aligned} D(\epsilon) &= \frac{1}{2\pi i} \sum_{ab} \text{tr} \left(S_{ab}^\dagger \frac{\partial S_{ab}}{\partial \epsilon} - S_{ab} \frac{\partial S_{ab}^\dagger}{\partial \epsilon} \right). \\ &= \sum_{a,b,\sigma,\sigma'} \frac{1}{\pi} \rho_{a,b,\sigma,\sigma'}^2 \frac{\partial \phi_{a,b,\sigma,\sigma'}}{\partial \epsilon} \end{aligned} \quad (6)$$

with $S_{a,b,\sigma,\sigma'} = \rho_{a,b,\sigma,\sigma'} e^{i\phi_{a,b,\sigma,\sigma'}}$ ($a, b = l, r$, $\sigma, \sigma' = \uparrow, \downarrow$) and the grand canonical potential by,

$$\Omega = -T \int_0^\infty d\epsilon D(\epsilon) \ln(1 + e^{-\beta(\epsilon - \mu)}). \quad (7)$$

We construct the Bloch domain wall \mathbf{S} matrix by decomposing the interval L in slices of width dx and by successive x -dependent $R_y(\theta(x))$ rotations which make the scattering diagonal in each slice.

$$R_y(\theta) = \begin{pmatrix} +\cos(\theta/2) & +\sin(\theta/2) \\ -\sin(\theta/2) & +\cos(\theta/2) \end{pmatrix} \quad (8)$$

For a Néel wall the rotation matrix is,

$$R_x(\theta) = \begin{pmatrix} +\cos(\theta/2) & +i\sin(\theta/2) \\ +i\sin(\theta/2) & +\cos(\theta/2) \end{pmatrix}. \quad (9)$$

In this one dimensional model, the Bloch and Néel walls are related to each other by a rotation of the local quantization axis, thus giving identical thermodynamic potentials and conductances. Furthermore we assume $h(x) = h$ independent of position, although it is straightforward to consider domain walls with position dependent coupling $h(x)$. We note that we verified the S -matrix calculation by a T -matrix method, although we found that the T -matrix approach is numerically unstable for large L systems due to the appearance of exponentially large terms.

RESULTS

Single wall

To obtain the S -matrix we split the magnetic wall domain $L = 160$ ($-80 < x < 80$) in 800 slices of width $dx=0.2$. Examples of the profiles of domain walls we are considering are shown in Fig.1. In Figs.2,3 we show the thermodynamic potential and in Fig.4 the corresponding conductance.

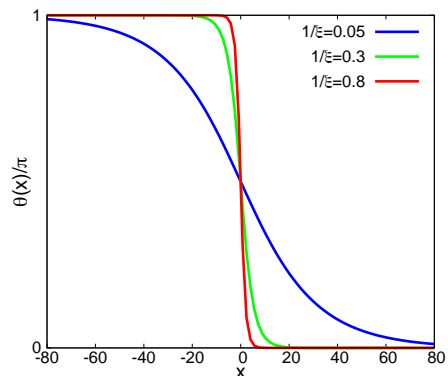


FIG. 1. Domain wall profile for different widths ξ .

We find that for $\mu > h$ the thermodynamic potential is generally minimized for narrow domain walls ($\xi \rightarrow 0$). We note however that there are exceptional μ/h values where the minimum is at a finite ξ , probably due to resonant scattering. In quantum mechanical coherent systems there are subtle dependencies of the phase shifts due to interferences, on the energy, size, shape and magnitude of the barriers [21]. In contrast, for $h > \mu$ the dependence of the thermodynamic potential on the width is nonmonotonic with minimum at ξ of order one. As expected, the conductance takes practically the non-interacting limit value $G = 2$ for $\mu \gg h$ and it is rather weakly dependent on ξ . For $\mu < h$, it is suppressed to $G < 1$. Thus we conclude that for $\mu > h$ the width of the wall has a sizable effect on the electronic energy and a rather smooth one on the conductance.

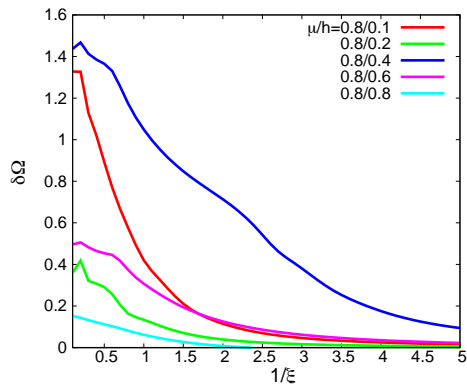


FIG. 2. Normalized grand canonical potential $\delta\Omega = \Omega - \Omega_{\xi \rightarrow 0}$ of the electronic gas in the presence of a magnetic domain wall for $\mu = 0.8$ and different fields h .

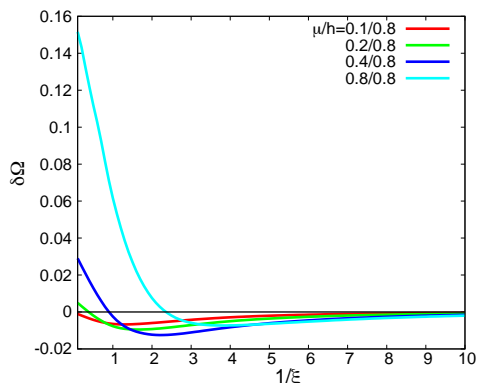


FIG. 3. Normalized grand canonical potential $\delta\Omega = \Omega - \Omega_{\xi \rightarrow 0}$ of the electronic gas in the presence of a magnetic domain wall for $h = 0.8$ and different chemical potentials μ .

The final width of the wall will be determined by the competition of elastic and electronic energy, namely the ratio of exchange J to anisotropy interaction D , the chemical potential μ and magnetic coupling h . From the above data, we generally expect the width of the wall for $\mu > h$ to be drastically reduced due to the interaction with the electron bath. We should note that, (i) doubling the domain wall length to $L = 320$ gives a similar but proportional to the length $\Omega(1/\xi)$ curve and (ii) the search of total minimum energy could be extended to other magnetic wall profiles.

Double domain walls

In this section we study the thermodynamic potential and conductance of two adjacent magnetic domain walls, in two different relative chirality configurations, $2\pi - \pi - 0$, $\pi - 0 - \pi$, as shown in Fig.5. For the $2\pi - \pi - 0$ domain

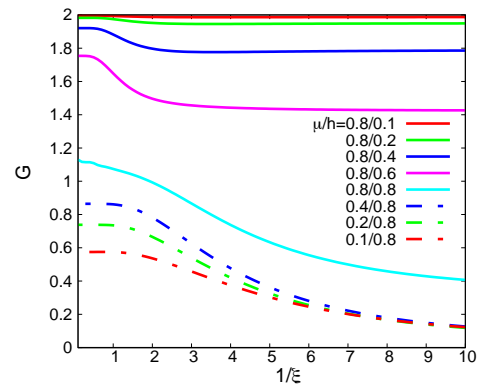


FIG. 4. Conductance of the electronic gas in the presence of a magnetic domain wall for different ratios of magnetic field h and chemical potential μ , μ/h ($\mu = 0.8$ or $h = 0.8$).

wall,

$$\theta(x) = 2 \tan^{-1} e^{-(x-L/4)/\xi} + 2 \tan^{-1} e^{-(x+L/4)/\xi}, \quad (10)$$

and for the $\pi - 0 - \pi$,

$$\theta(x) = 2 \tan^{-1} e^{+(x-L/4)/\xi} + 2 \tan^{-1} e^{-(x+L/4)/\xi}. \quad (11)$$

To obtain the S -matrix we split the magnetic walls region in 1600 slices of width $dx=0.2$.

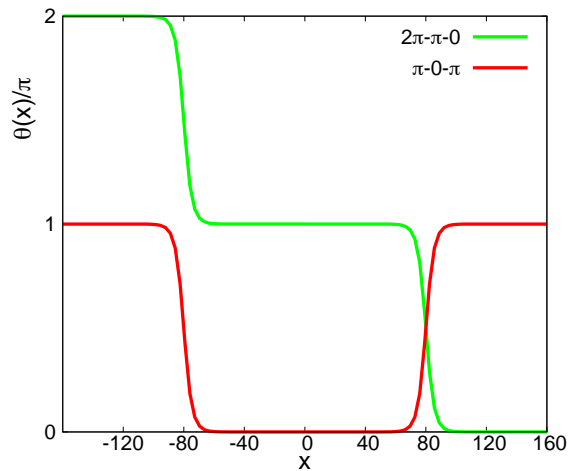


FIG. 5. Configurations of two adjacent domain walls with $1/\xi = 0.3$.

In Figs.6,7 we show the grand canonical potential as a function of $1/\xi$, that we find identical for the $2\pi - \pi - 0$ and $\pi - 0 - \pi$ walls. In general the dependence of the thermodynamic potential on the domain wall width is non-monotonic, with minimum of the order $\xi \sim 1$.

Similarly, as shown in Fig.8, the conductance is identical for the $2\pi - \pi - 0$ and $\pi - 0 - \pi$ walls and qualitatively similar to the single wall conductance. Thus the

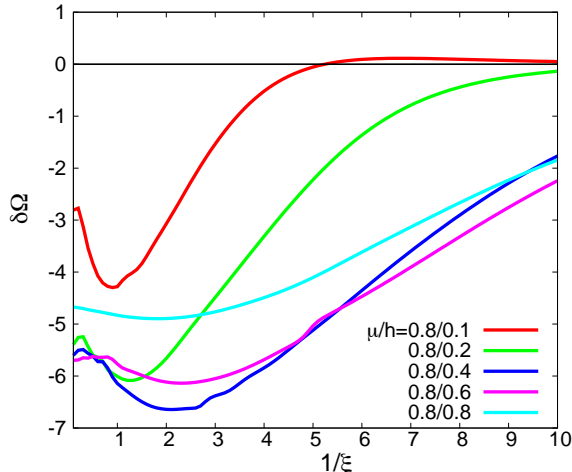


FIG. 6. Normalized grand canonical potential $\delta\Omega = \Omega - \Omega_{\xi \rightarrow 0}$ of the electronic gas in the presence of a double magnetic domain wall $2\pi - \pi - 0$ or $\pi - 0 - \pi$ for $\mu = 0.8$ and different fields h .

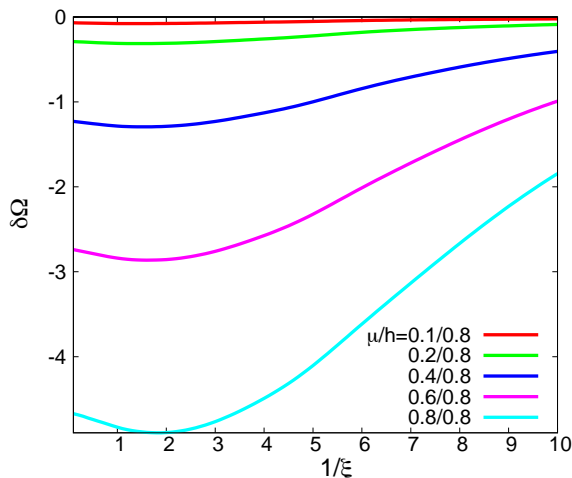


FIG. 7. Normalized grand canonical potential $\delta\Omega = \Omega - \Omega_{\xi \rightarrow 0}$ of the electronic gas in the presence of a double magnetic domain wall $2\pi - \pi - 0$ or $\pi - 0 - \pi$ for $h = 0.8$ and different chemical potentials μ .

thermodynamic potential and conductance of the double wall configurations are independent on their chirality. Finally, at low temperatures ($T \sim 0.1$) the data for both the single as well as the double domain walls remain qualitatively similar to those in the zero temperature limit.

CONCLUSIONS

We have studied the thermodynamics and transport of an open quantum mechanical coherent system using an S-matrix formulation. The S-matrix approach we used

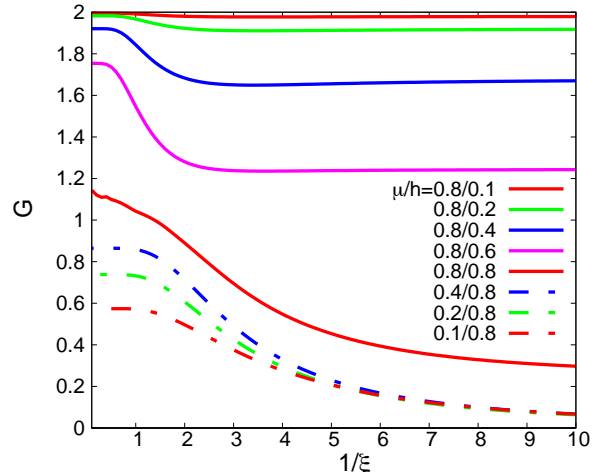


FIG. 8. Conductance of the electronic gas in the presence of a double magnetic domain wall for different ratios of magnetic field h and chemical potential μ , μ/h ($\mu = 0.8$ or $h = 0.8$).

provides a rigorous and unified picture of the conductance as well as the thermodynamic potential of the electronic gas. We found that the double exchange interaction of a ferromagnetic magnetic domain wall with an independent electron gas causes a significant deformation of the wall when the chemical potential is larger than the magnetic interaction coupling (the results are consistent with perturbative ones in [11]). In contrast, the conductance is generally rather weakly dependent on the width of the domain wall. The study of this one dimensional prototype model by the S-matrix approach provides a generic example to the problem of deformation of magnetic textures due to the interaction with an electronic system. The quantum coherent systems studied are most relevant to mesoscopic physics. Hopefully this generic effect will be studied more systematically in future experiments. This study can also be extended to other types and higher dimensional magnetic textures as for instance the multitude of skyrmion configurations. Last but not least, the effect of quantum fluctuations on the magnetic wall (corresponding to small spin) is of course a very interesting but also challenging theoretical problem.

ACKNOWLEDGEMENTS

X.Z. would like to thank C. Panagopoulos, G. Kioussoglou and I. Rousochatzakis for useful discussions on the state of the magnetic texture deformation problem.

-
- [1] Benedetta F et al. 2024 *J. Phys.:Condens. Matter* **36** 363501
- [2] Thiaville A, Millat J 2018 *Springer Series in Solid-State Sciences* **192** 41
- [3] Venkat G et al. 2024 *J. Phys. D: Appl. Phys.* **57** 063001
- [4] Kumar S and van der Brink J 2010 *Phys. Rev. Lett.* **105** 216405
- [5] Azhar M and Mostovoy M 2017 *Phys. Rev. Lett.* **118** 027203
- [6] Mathur N D, Littlewood P B 2001 *Solid State Commun.* **119** 271
- [7] Yasin F S, Masell J, Karube K, Kikkawa A, Taguchi Y, Tokura Y and Yu X 2022 *PNAS* **119** 2200958119
- [8] Yamanaka M, Nagaosa N 1997 *Physica* **B237** 28
- [9] Tataro G and Fukuyama H 1997 *Phys. Rev. Lett.* **78** 3773
- [10] Levy P M and Zhang S 1997 *Phys. Rev. Lett.* **79** 5110
- [11] Tataro G, Tokura Y 2000 *Solid State Comm.* **116** 533
- [12] Golosov D I 2003 *Phys. Rev.* **B67** 064404
- [13] Golosov D I and Orgad D 2006 *Phys. Rev.* **B74** 104403
- [14] Ozawa R, Hayami S, Barros K, Motome Y 2017 *Phys. Rev.* **B96** 094417
- [15] Dashen R, Ma S and Bernstein H J 1969 *Phys. Rev.* **187** 345
- [16] Gasparian V, Christen T and Büttiker M 1996 *Phys. Rev.* **A54** 4022
- [17] Stafford C A, Baeriswyl D and Bürki J 1997 *Phys. Rev. Lett.* **79** 2863
- [18] Bogani L, Vindigni A, Secoli R and Gatteschi D, 2008 *J. Mater. Chem.* **18** 4750
- [19] Pianet V, Urdampilleta M, Colin T, Clérac R and Coulon C 2017 *Phys. Rev.* **B96** 214429
- [20] Groth C W, Wimmer M, Akhmerov A R and Waintal X 2014 *New J. of Phys.* **16** 063065
- [21] Bruno P 1995 *Phys. Rev.* **B52**, 411