

Supporting Co-Adaptive Machine Teaching through Human Concept Learning and Cognitive Theories

Simret Araya Gebreegziabher
University of Notre Dame
Notre Dame, IN, USA
sgebreeg@nd.edu

Elena L. Glassman*
Harvard University
Cambridge, MA, USA
glassman@seas.harvard.edu

Yukun Yang
University of Notre Dame
Notre Dame, IN, USA
yyang35@nd.edu

Toby Jia-Jun Li*
University of Notre Dame
Notre Dame, IN, USA
toby.j.li@nd.edu

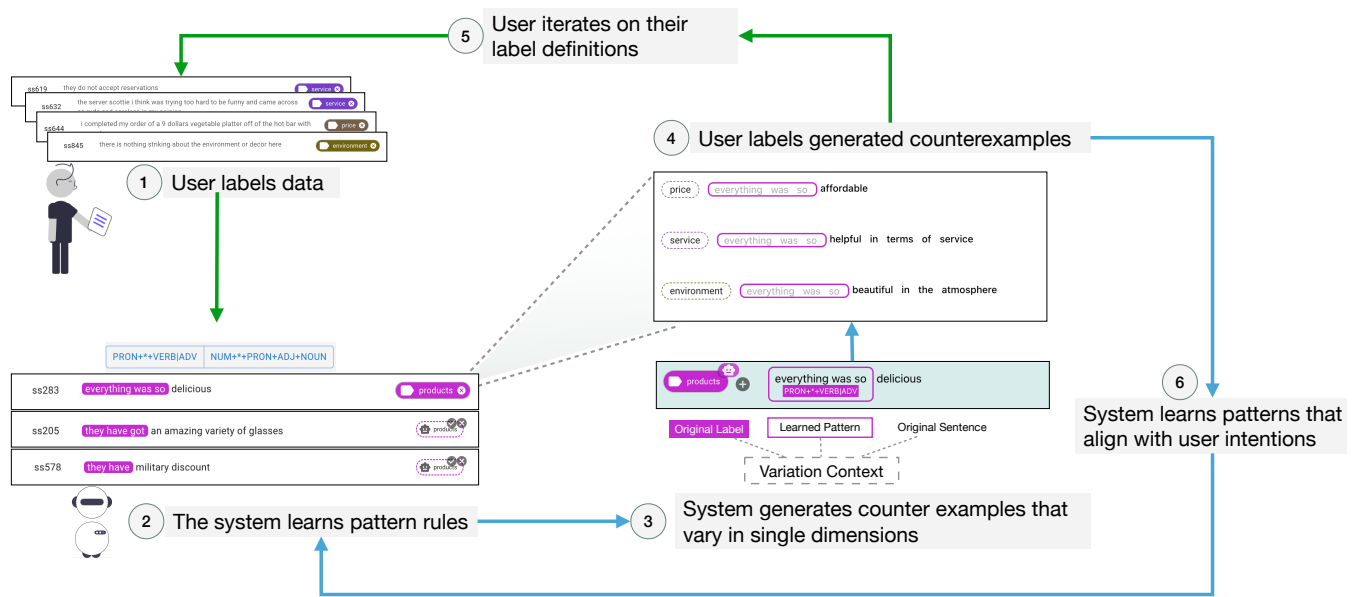


Figure 1: The process begins with the user labeling a set of data points (1), which allows the neuro-symbolic model to learn pattern rules based on these labels, reflecting its current state of understanding (2). The model then uses an LLM to generate counter examples that structurally resemble the original data point and match the original patterns but have different predicted labels (3). These counter examples are then annotated by the user (4) to refine and clarify their intentions (5) by accepting the suggested label or assigning a new label. As the user provides feedback, the model iteratively learns and adjusts its learned decision boundary, to better aligning with the user’s mental model and labeling criteria (6).

ABSTRACT

An important challenge in interactive machine learning, particularly in subjective or ambiguous domains, is fostering bi-directional alignment between humans and models. Users teach models their concept definition through data labeling, while refining their own

understandings throughout the process. To facilitate this, we introduce MOCHA, an interactive machine learning tool informed by two theories of human concept learning and cognition. First, it utilizes a neuro-symbolic pipeline to support Variation Theory-based counterfactual data generation. By asking users to annotate counterexamples that are syntactically and semantically similar to already-annotated data but predicted to have different labels, the system can learn more effectively while helping users understand

*Co-senior authors contributed equally.

the model and reflect on their own label definitions. Second, MOCHA uses Structural Alignment Theory to present groups of counterexamples, helping users comprehend alignable differences between data items and annotate them in batch. We validated MOCHA’s effectiveness and usability through a lab study with 18 participants.

1 INTRODUCTION

In most supervised and semi-supervised machine learning (ML) pipelines, data annotation is a vital process for training and validating models [38]. Through annotation, human users “teach” their knowledge and understanding of underlying concepts to the model. They do this by providing ground-truth labels for data samples, which often represent their values, preferences, and contextual insights, especially in domains with subjectivity and ambiguity. By learning from these annotations, the model develops the ability to recognize patterns and apply these insights to new, unseen data. The creation of these labels acts as a proxy for human understanding and interpretation, forming the foundation for the development of ML models [47]. Particularly significant is the role of human-in-the-loop (HITL) machine learning, which integrates human judgment directly into the learning process [39]. This approach is especially crucial in applications where automated decisions are prone to errors or bias. By continuously incorporating human feedback, HITL methodologies aim to refine the training of the model, aligning it more closely with human preferences, objectives, and values in practical scenarios [28, 35, 36]. Through targeted machine teaching (MT) [47], interactive HITL frameworks carefully designs the process of selecting data for labeling, annotating the data, and choosing relevant features for model training [6, 16]. A relevant concept representing a model-centric perspective is active learning (AL), a paradigm where models actively prompt users to annotate items that would be most useful for the model’s learning [18].

MT is inherently co-adaptive, resembling human-to-human teaching [32, 47]. As the human teacher provides feedback through the teaching interface, the AI learner’s evolving state is communicated back, revealing the model’s understanding and errors. This process fosters a bi-directional exchange, where the human teacher not only corrects the model but also gains insights into the machine’s limitations, leading to reflective adjustments in their teaching strategies and domain understanding. This process faces two major challenges: (1) coming up with effective data samples for users to annotate; (2) presenting these samples in a way that supports bi-directional human-AI alignment process.

To address these challenges, we introduce an interactive tool called MOCHA. MOCHA presents novel interaction mechanisms inspired by two human cognition theories. Firstly, the Variation Theory of human concept learning [37] informed a new approach to generate synthetic counterfactual data for users to annotate. Secondly, the Structural Alignment Theory [24] guides the design of MOCHA’s interfaces for presenting generated counterfactual examples in batch, which assists users in perceiving and comprehending the alignable differences between data items and annotating these data items in batch.

Counterfactual Data Generation. In the counterfactual data generation phase, once a user annotates a small initial dataset,

MOCHA employs the Variation Theory-based pipeline to create synthetic data. This pipeline generates data that are syntactically and semantically similar to already-annotated data but predicted to have different labels by pre-trained large language models. Users are then prompted to annotate these new instances. This process exemplifies a counterfactual approach, where the system modifies specific features of the original data to explore how such alterations could change the model’s predictions [17]. Essentially, counterfactual data poses the hypothetical question: “How would the model’s prediction change if certain aspects of the input were altered?” This method offers several benefits. First, it generates annotations that are particularly valuable for model training, as they often lie close to the conceptual boundaries. These boundaries are critical because minor differences in interpretation can significantly affect the outcome. Annotating these data points helps align the model’s learning with the user’s understanding. Second, this process encourages users to engage in analogical thinking, enhancing their reflection on and understanding of the underlying concepts. Finally, these matched patterns enable the presentation of alignable differences, a concept derived from structural alignment theory, which we will explain later.

Our pipeline introduces several distinct differences compared to existing Active Learning (AL) and data augmentation methods. Similar to AL approaches, our method focuses on selecting the most informative data for user annotations within a human-in-the-loop framework. However, conventional AL methods generally assume that human annotation behaviors remain constant and prioritize optimizing the model performance when choosing data for annotation. This leads to minimal consideration of the cognitive processes humans employ during annotation. In contrast, our pipeline is designed to consider and enhance these human cognitive processes, in addition to improving the model’s learning. Compared to conventional data augmentation techniques used in machine learning, which primarily utilize rule-based methods to generate new data with predictable labels without requiring further human input, our approach differs significantly. Although it also aims to create additional synthetic data to complement existing datasets, our pipeline specifically generates data items with uncertain labels. This uncertainty necessitates continued human involvement in the annotation process, ensuring a dynamic interaction between the user and the model. This approach not only enriches the dataset but also aligns more closely with the evolving understanding of both the human annotators and the machine learning model.

Structure Aligned Data Rendering MOCHA employs Structural Alignment Theory [24] to enhance the user’s cognitive process of interpreting and understanding data through the visualization of alignable differences. According to Structural Alignment Theory [24], comparing structured representations of entities involves aligning them to project and highlight differences and similarities. MOCHA utilizes this approach to contrast the original data previously labeled by the user with generated counterfactual examples. This tool highlights portions of the counterfactual data that correspond with the neuro-symbolic model’s learned patterns, as illustrated in (Fig 2). This feature helps users understand discrepancies between their own label definitions and the model’s learned decision boundaries. To aid users in focusing on significant features that impact both the model’s learning and their understanding,

MOCHA displays unchanged elements of the counterfactual examples in gray. In contrast, elements that have changed—and may thus influence a change in label—are highlighted in black, drawing the user’s attention to these critical differences.

We validated the usability and effectiveness of MOCHA in a lab study with 18 participants. Participants reported that the tool’s workflow significantly enhanced their understanding of both the underlying model’s behavior and the data itself. MOCHA was also shown to improve annotation efficiency and enhance the model’s learning of user intents. These findings point to important design implications for future human-AI alignment efforts. Specifically, they underscore the need for co-adaptive systems that can evolve along with users’ mental models and definitions of labels. This adaptability is crucial for fostering deeper and more effective interactions between humans and artificial intelligence in complex data environments.

This paper makes the following contributions:

- (1) We contribute an Structural Alignment Theory (SAT)-based rendering method for counterfactual examples.
- (2) We built MOCHA to understand how Variation Theory-based counterfactual generation [21] combined with SAT-based counterfactual rendering affects the human’s experience in co-adaptive machine teaching.
- (3) A lab study with 18 participants to demonstrate the usability of MOCHA and its effectiveness in improving annotation efficiency, enhance the model’s learning, and facilitating co-adaptive learning where users gain insight into the states of the model and reflect on their own understanding.

2 RELATED WORK

2.1 Human-AI Alignment through Data Annotation

Alignment is a bilateral process; it refers not only to AI acting according to human intentions but also to humans better leveraging AI by understanding the mechanisms behind it [44]. In this process, both the trainer and the learner aim to develop and maintain an accurate understanding about the target concept. In the machine learning pipeline, one way users show their intentions is through annotating data [53]. However, when labeling under uncertainty or in the initial training phases, users may lack an understanding of the model capabilities.

Machine teaching, a part of the human-in-the-loop approach, has been used as a process in which a human expert (the “teacher”) provides guidance to a machine learning model to help it learn important and robust features for decision making [46]. In this workflow, humans continuously guide the model to align its learning with their intentions. A common way to do this has been through data annotation [55]. To align model training with human intent through data annotation (1) the human needs to understand the current state of the model and (2) the human should be able to take action to steer the model in their desired direction [53]. This signifies that alignment demands not only that humans should be able to steer AI in their desired direction but also that humans need to understand the current state of AI and what it has learned in order to better utilize the latest AI advancements. Consequently,

this also requires AI to demonstrate how it adapts to a user’s preferences to enhance its interpretability and increase human trust in the system [30].

2.2 Active Learning and Counterfactuals

Active Learning (AL) in machine learning is an approach in which the learning algorithm selectively chooses which data points should be labeled for training [18]. The primary goal of this approach is to minimize the amount of labeled data needed to learn a target concept by requesting labels, usually from humans, for the most informative examples, allowing the concept to be learned with fewer annotations [3]. To accomplish this, pool-based [56] and instance synthesis-based (also called query synthesis) [43] selection strategies have been used. An example synthesis-based strategy can be especially effective in domains with ambiguous and subjective labeling, as it creates new, potentially informative examples that broaden the distribution of labeled data while continuously adapting to the model. Counterfactual generation can be seen as a more targeted form of query synthesis. While query synthesis broadly creates new examples to inform the model, counterfactuals specifically explore “what-if” scenarios by modifying existing instances in meaningful ways [42]. Counterfactuals have been used to test the sensitivity of a model to small changes to refine its understanding of causal relationships [17]. Both query synthesis and counterfactuals aim to generate examples that are useful to the model. However, not all examples are equally informative for the model or equally easy to label for humans [11].

Due to the inherent complexity of language and its discrete nature natural language counterfactual generation presents greater difficulties compared to structured and image data. For that reason, natural language counterfactuals have seen limited exploration. Previous works have proposed both generation-based and augmentation-based approaches. Schumann and Rehbein [43] uses variational autoencoders to generate examples from uncertain regions in a model’s latent space to improve a classified model. Alternatively, Dixit et al. [12] uses a retrieve-then-edit framework to generate counterfactual by conditioning on naturally occurring data. With the generative capabilities of large language models (LLMs), there have been more efforts to automatically generate plausible counterfactuals by augmenting real examples [9, 12, 51]. Polyjuice [51] uses a fill-in-the-blank approach to generate counterfactuals by perturbing specific parts of a sentence according to predefined control codes (e.g., negation, quantifiers, or lexical modifications). Similarly, DISCO [9] uses spans to determine what needs to change. Although both approaches use different methods to determine what needs to change, they find that the counterfactuals improve the downstream model’s performance.

Most previous research in counterfactual generation has focused mainly on the model side by either generating counterfactuals to improve the model’s performance or explaining its behaviors post hoc. This process should encourage users to engage in analogical thinking, enhancing their reflection and understanding of the underlying concepts when they are not well defined. MOCHA uses human cognitive learning theories to support human annotation efforts for model training. Specifically, we use Variation Theory of learning [37] which states that for learning to occur, some aspects

that define the concept being learned must vary while others are held constant.

2.3 Supporting Sensemaking Through Structural Alignment

Structural Alignment Theory (SAT) [24] is a cognitive theory that explains how people make sense of concepts by comparing relational structures between two items. It states that understanding and sensemaking involve mapping the relationships between elements, especially in complex and ambiguous tasks. While SAT focuses on alignable feature similarities for sensemaking, following research by Estes and Hasson [15] highlights the significant role of bringing salience to “non-alignable” differences. In decision making, SAT argues that people tend to focus on alignable differences—features that can be directly compared—rather than on differences that can’t be easily aligned. Although its application remains limited outside of the field of psychology, SAT has been used in domains such as consumer behavior research [31], and spatial data analysis [10].

In developing ML models, annotators often engage in a process of comparing instances within the data, not just to match surface-level features such as keywords, but to discover relational patterns that inform their label definitions and boundaries [34]. Therefore, SAT provides a useful and applicable framework for thinking about data annotation, particularly in domains where annotators continuously define and refine labels during model training. Comparison as means for sensemaking also finds relevance in modern tools designed for large-scale output sensemaking. To that end, Positional Diction Clustering (PDC) [25], a method introduced to facilitate sensemaking of LLM responses, operationalizes this theory by identifying emergent structural similarities in LLM outputs and clustering them together. Similarly, ChainForge [2], provides an interface to compare model outputs with varying sources. Both layouts enabled users to quickly identify variations and patterns within the data and support exploration and hypothesis testing.

In line with previous work, MOCHA aims to support a user’s efforts in disambiguation of concepts through structural comparisons of counterfactual data in the context machine teaching. Specifically, MOCHA highlights variations between data items to help users identify inconsistencies between their own label interpretations and the model predictions. In the context of interactive ML, where users are in charge of labeling data with the goal to influence the model’s training, interactive error correction is crucial [8, 45]. By presenting relational structures (e.g., causal chains for wrong predictions in counterfactuals) instead of just showing learned feature importance, MOCHA helps users understand how the system makes decisions and identify how their annotations could change the model’s behavior.

3 SYSTEM DESCRIPTION

Informed by Variation Theory, the back-end pipeline of MOCHA integrates a neuro-symbolic approach with LLMs to guide the synthesis of counterfactuals that resonate with human cognitive processes. Using methods proposed in Gebreegiabher et al. [21], MOCHA generates synthetic counterfactual data that share syntactic and semantic patterns with the original data, yet differ in the outcomes of the labels predicted by LLM. This approach allows users to annotate

data near conceptual boundaries, improving their understanding of the current limitations and capabilities of the neuro-symbolic model. These annotations are pivotal for the model to learn user-specific values, preferences, and goals.

Counterfactual generation based on Variation Theory allows the implementation of Structural Alignment Theory on MOCHA’s interface design to render and highlight alignable differences between original and generated data items in real time. This facilitates the user’s sense-making process of discerning key differences among items and reasoning about how and why they lead to different labels during annotation. Thus, ultimately improving the efficiency and effectiveness of the model teaching process.

The section begins by outlining the design goals of MOCHA, presents a motivating user scenario, discusses its key features, their rationale and how they connect to the design goals, and concludes with implementation details.

3.1 Design Goals

To support users in building accurate conceptual models during model teaching, Gillies et al. [26] argue that interfaces should be reframed to account for human cognitive processes. Data labeling as a cognitive task – including defining a concept or determining how two similar objects may have different labels – requires both comparison and integration [50]. In the context of co-adaptive learning, supporting the intertwined evolution of both the user’s understanding and the model’s learning is crucial [13]. To that end, MOCHA is designed to assist the user in their data annotation efforts and sensemaking while simultaneously providing useful training data for the model’s learning. Specifically, MOCHA follows these design goals:

DG1: Facilitating User Understanding of the Model’s Current State. Annotation is inherently exploratory. Aligning model training with human values iteratively requires clear user understanding of the model’s current state [45]. This is achieved by providing transparency in the model’s decision-making processes, emphasizing areas of uncertainty or salience, and illustrating the model’s data interpretations. Such insights enable users to recognize where the model excels, where it falters, and how it evolves over time, empowering them to make informed decisions to refine and enhance the model through targeted annotations.

DG2: Augmented Data Should Refine the Model’s Decision Boundary. The impact of labeled data is crucial in refining the model’s decision boundary, particularly within areas of high uncertainty [52]. Therefore, the data annotated in each iteration should enhance the model’s understanding of its decision boundaries. Augmented data must not only increase the volume of labeled training data but should also spotlight edge cases and ambiguous instances near the decision boundary [7]. Addressing these cases improves the model’s generalization capabilities and offers users deeper insights into its decision-making processes.

DG3: Enhancing Interface Support for User Annotation of Generated Data. Research has identified data annotation as a critical bottleneck in the model training pipeline [4]. While the original data is a fixed resource, augmenting data can be strategically aligned with users’ cognitive processes to facilitate sensemaking.

Traditional annotation methods, which rely heavily on manual reviews, often fall short in handling complex datasets and counterfactual examples. To address this, MOCHA’s initial phases of data integration employ interaction mechanisms that simplify the identification and annotation of data points. These mechanisms contribute to a more diverse and comprehensive dataset and clarify the intricacies of decision boundaries. This requires the development of interfaces and visualizations that demystify the generated data, allowing systematic variation and coverage across the concept space.

3.2 Motivating User Scenario

Alice is working on training a model to classify text snippets from online reviews. Although she has some idea of the possible labels in the dataset, she is uncertain about which features are most relevant for the model’s training and how these features define the feature space for each label. She is also unclear what sentence should belong to labels that seem overlapping like defining friendliness of staff in *service* or *environment*. To address this, Alice decides to iteratively teach the model to ensure that it learns the appropriate features over time. Her goals are twofold: (1) to train a model that effectively discriminates between different labels, and (2) to understand and solidify her understanding of each label’s definition.

Alice uploads her dataset into MOCHA, where she begins the process of labeling each data item. As she labels the data, the underlying neuro-symbolic model [22] starts to learn and generate a small set of rules that identify patterns associated with each label (Fig 2-A). Since it is still early in the process, some of the learned rules may not align perfectly with Alice’s interpretations.

During her labeling, Alice notices that MOCHA has learned a rule that while valid is too broad. By filtering the whole data according to this rule, she observes that it captures sentences that do not accurately reflect her intended label definition (Fig 2-C, DG1). To help Alice better align the model’s learned patterns with her own mental model, MOCHA generates counterfactual examples (Fig 2-E). These examples match the patterns of the rules (Fig 3-D) but are labeled differently by an off-the-shelf LLM (Fig 3-C, DG2).

After examining and labeling some original examples (Fig 2-B), Alice moves on to label the generated counterfactual examples. When examining them in batch, her attention is drawn to the differences between the original and counterfactual examples, with the differing parts highlighted in **black** and the unchanged parts in *gray* (Fig 3-E and F, DG3). The labels for these examples provided by Alice are then used as negative training sets for the original label. After making some annotations Alice notices the generated rules reflecting the model’s learning update (Fig 2-A). After rounds of annotation and retraining, Alice’s interpretation of the data finally align with the model’s leading to the conclusion of the task.

3.3 Key Design Features

This section describes the following key design features of MOCHA to support the continuous training and alignment between humans and AI.

3.3.1 The Generation of Alignable Counterfactuals. Counterfactual examples enhance the training of a model by generating misclassified instances, which the model can then correct through retraining.

This process works because counterfactuals reveal edge cases in the model’s learned decision boundaries. Gebreegziabher et al. [21] argued that counterfactual generation that follows the principles of Variation Theory allowed the introduction of discriminatory variance for the model to learn on. According to Variation Theory, learners better understand concepts by observing variations in along critical features (dimensions of variation) that define that concept and, separately, observing variations along superficial features that do not define that concept—all while other features, when possible, are held constant. For instance, students who see triangles in different orientations can deduce that the defining characteristic of a triangle is its three sides and not its orientation. Building on that, in MOCHA, we adopt this approach to develop a user-facing interface that supports a user’s learning in parallel to the model’s learning.

To integrate Variation Theory into counterfactual generation, this method begins by identifying key features and introducing variations while still satisfying the predefined neuro-symbolic pattern rules [22] that currently define the machine-learned concept; these pattern rules are interpretable features the model has learned as critical for a given concept. The rules encompass lexical, syntactic, and semantic elements—including part-of-speech tags, word stems, synonyms (soft matches), and entity types—organized in regex-like patterns. These patterns help capture commonalities across datasets with similar labels (Fig 2-A).

In other words, for each label, the learned neuro-symbolic patterns reflect the model’s current interpretation of that label; data points that match the model’s linear combination of the neuro-symbolic patterns would be classified with that label. Therefore, when the learned patterns are inaccurate, the generated counterfactuals should provide examples that match the sub-optimal pattern but likely correspond to a different label. To facilitate generating counterfactuals along this dimension of variation, our approach starts by prompting an LLM to generate candidate phrases that match the learned pattern (Appendix A.4). For example, for a data item that was labeled “product”, the sentence “*Breakfast was **delicious***” that matches the pattern *(delicious)(good)* will have phrases [*well priced*, *pretty cheap*, *worst deal*, *good but overpriced*] generated as candidate phrases for a target label “price”. The candidate phrases are used to enforce that the augmented counterfactual always includes the learned neuro-symbolic pattern. In the counterfactual generation prompt (Appendix A.5), we explicitly instruct the LLM to modify the original example, making minimal changes while still including the generated candidate phrases, to change the original label into a set of different target labels (see Algorithm 1) (DG2).

3.3.2 Facilitating User’s Perception of Similarity and Differences.

Assisting users to perceive consistencies and variations across different data points enables them to quickly develop an accurate mental model [41]. To support this process, MOCHA draws design inspiration from the Structural Alignment Theory [24] of how humans compare and contrast objects. Structural Alignment Theory states that humans naturally look for structural mapping between representations of objects to help them understand, compare, and infer relationships between said objects. In our context, these objects are the original examples and their counterfactuals. In rendering the

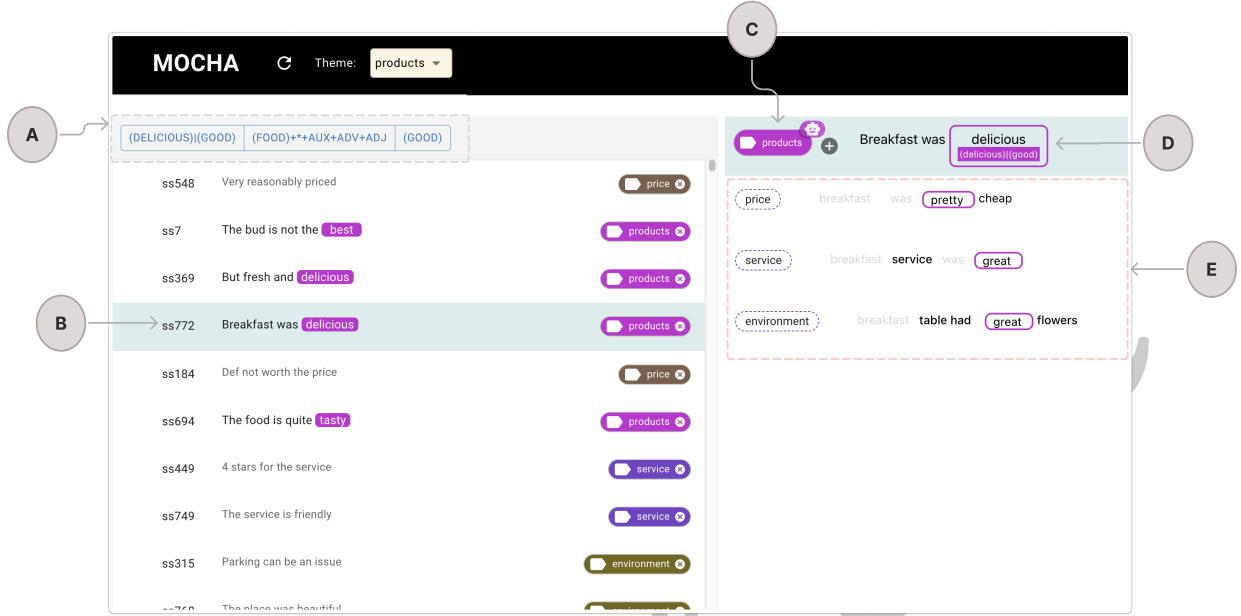


Figure 2: MOCHA uses neuro-symbolic patterns (A) to generate counterfactuals. For each example labeled by the rules (B) MOCHA generates counterfactual examples that match the original patterns (D) but belong to a other than the original label (C). The generated counterfactuals are then rendered below the original example highlighting what has changed and what has stayed the same (E) for each target label.

Algorithm 1 Generates counterfactual data based on learned neuro-symbolic patterns

Require: Original dataset D , User label UL , Target label L

```

1: function GENERATECOUNTERFACTUALS( $D, UL, L$ )
2:   Initialize  $D_{cf}$  as an empty dataset
3:   for each  $d \in D$  do
4:      $p_d \leftarrow$  GetSymbolicPattern( $d, UL$ )  $\triangleright$  Generate patterns
      based on the user assigned labels
5:      $candidatesPhrases \leftarrow$  GenerateCandidatePhrases( $d, p_d, L$ )  $\triangleright$  Generate phrases that
      match the pattern but are about target label  $L$ 
6:      $variations \leftarrow$  GenerateVariations( $d, candidatesPhrases, L$ )
       $\triangleright$  Change parts of the sentence with one of the candidate
      phrases
7:     for each  $v \in variations$  do
8:        $cf \leftarrow$  CheckPattern( $v, P$ )  $\triangleright$  Check if counterfactual
      matches pattern  $P$ 
9:       if  $cf$  successfully flips the label to  $L$  then
10:        Add  $cf$  to  $D_{cf}$ 
11:       end if
12:     end for
13:   end for
14:   return  $D_{cf}$ 
15: end function
    
```

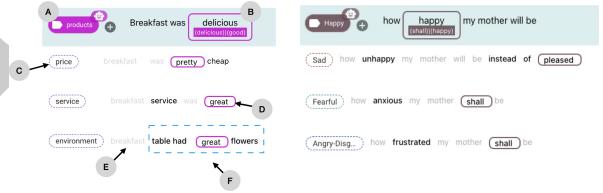


Figure 3: MOCHA facilitates analogical reasoning using visual cues. For each model-labeled example (A) and its corresponding learned neuro-symbolic rule (B), counterfactual examples are generated for a set of target labels (C). Phrases consistent with the original example are displayed in gray (E), while varying phrases are highlighted in black to emphasize their salience (F). Additionally, portions of the counterfactual that would mislead the neuro-symbolic model into classifying it as the original label are highlighted in the theme color (D), helping users understand how their annotations contribute to model updates.

generated counterfactuals, MOCHA facilitates analogical reasoning through the mapping of the counterfactual label (Fig 3-C) and the generated counterfactual.

To assist users in assessing the appropriateness of the counterfactual label for the generated example, MOCHA uses visual cues enabled by the structure of variation induced by the Variation Theory-based counterfactual generation method in the previous step. Specifically, the changes introduced to change the original example into the counterfactual are highlighted in black (Fig 3-F) to draw user attention to them. This black text stands out more prominently than the unchanged text, which is rendered in gray (Fig 3-E).

To determine this mapping, MOCHA adopts the Levenshtein distance algorithm [54], which calculates the minimum number of edit operations at word level required to transform the original example into the counterfactual example generated. Specifically, we define two types of edit operations: additions (inserting words) and deletions (removing words). The algorithm splits each sentence into its component words and identifies the shortest sequence of operations to transition from one sentence to another. Our objective is to minimize the number of operations while striving to maintain the longest continuous phrase unchanged between the two sentences. For example, given the original sentence “*Breakfast was delicious*”, and a counterfactual sentence “*Breakfast was pretty cheap*”, the algorithm would identify a delete operation for the word ‘delicious’ followed by an insert operation for ‘pretty cheap’.

3.3.3 Comparison Through Carried Over Matched Neuro-symbolic Rule. MOCHA aims to facilitate the user’s understanding of where and why the neuro-symbolic model’s understanding diverges from their expectations. To support this, it leverages the executable nature of the learned neuro-symbolic rules. MOCHA highlights phrases in generated counterfactual that match the learned ‘imperfect’ neuro-symbolic (Fig 3-D). This process can be understood as the common relational structure between the original and counterfactual examples.

A key visual aid in this process is the use of theme colors (Fig 3-D), which highlight parts of the counterfactual that could have misled the model into making incorrect classifications. By applying a consistent and striking color to these terms, the system visually projects the model reasoning process onto the interface, making the inference projection process easy to understand for users. From a cognitive perspective, the theme color aligns with the human’s (theorized) structural mapping engine [24] by making relational discrepancies between the original and counterfactual examples more explicit. The model’s reasoning is “projected” onto the counterfactual, enabling users to easily see which aspects of the counterfactual match the model’s existing rules, and which aspects lead to erroneous inferences (DG1). This immediate feedback supports users in correcting the behavior of the model by adjusting the labels and refining the classification boundaries through targeted interaction.

3.4 Implementation

The interactive Web application of MOCHA was developed using React¹. The backend server utilized Python’s FastAPI² framework to facilitate communication with OpenAI’s API and to the frontend. In the backend, candidate phrases and counterfactuals were generated using the GPT-4o model from OpenAI through API calls.

¹<https://reactjs.org/>

²<https://fastapi.tiangolo.com/>

We used Firebase³ to track and store participant’s interaction log data. Both the front-end and the back-end were hosted on a Google Cloud⁴ server for the user study.

4 USER STUDY

The user study⁵ aims to evaluate the effectiveness of MOCHA’s key features, informed by Variation Theory (VT) and Structural Alignment, on augmented data annotation and bi-directional alignment. Specifically, we evaluate the efficacy of the augmented counterfactuals on the user’s annotation efforts, the model’s learning, and the user’s learning about the data and the relevant concepts.

The study specifically investigates the following research questions:

- **RQ1:** Can Structural Alignment-based counterfactual rendering improve efficiency and lower cognitive load during the annotation process?
- **RQ2:** How useful are Variation Theory-based counterfactual generation in allowing the model to learn about the user’s intents?
- **RQ3:** How useful are Variation Theory-based counterfactual generation and Structural Alignment Theory-based counterfactual rendering in allowing the users to learn about the data and clarify their intents to the model?

4.1 Participants

We recruited 18 participants (11 male, 7 female) with varying levels of experience in developing and training ML models, as detailed in Table 2 in Appendix A.1. The participants’ ages ranged from 18 to 34 years. Among them, 4 participants self-reported having a beginner level with ML, 10 were intermediate, and 3 were experts. One participant had no previous experience with ML. More information on the demographics and backgrounds of the participants can be found in the Appendix A.1.

4.2 Study Procedure

Each study session lasted approximately 90 minutes and was conducted either in-person in a usability lab or virtually via Zoom (3 in-person, 15 virtual). After obtaining informed consent, the participants received a 5-minute tutorial on the key features of the tool. The study used a think-aloud method, asking participants to verbally express their thoughts while annotating the data. The participants were then assigned one of two datasets and engaged with MOCHA in three 25-minute sessions under different conditions within an Active Learning (AL) framework. Here, they observed the neuro-symbolic model retrain and update following each annotation round. The sequence of these conditions was randomized, and details about the order and specific datasets are available in Table 3 in Appendix A.2. After each condition, participants completed a NASA-TLX [27] survey to assess their cognitive load. The study ended with a post-study questionnaire on MOCHA’s perceived usefulness and usability, and a semi-structured interview exploring the use of tools and experiences of participants in different conditions.

³<https://firebase.google.com/>

⁴<https://cloud.google.com/>

⁵The study protocol was reviewed and approved by the IRB at the lead author’s institution, where the study was conducted.

The study aimed to observe the participants' abilities to refine their subjective definitions of labels and the model's effectiveness in learning from the labeled counterfactual data. Initially, we presented participants with a dataset that included a predefined set of labels, allowing them the flexibility to define and redefine these labels as they annotated examples.

4.2.1 Datasets. In this study, we selected two datasets that are open to subjective interpretation and do not necessitate domain-specific knowledge from participants. Each participant worked with only one dataset throughout all conditions. The sampling method for each condition was designed so that no participant would encounter the same data item more than once across different conditions.

- **Emotions [1]** - Each entry in this dataset consists of a text segment extracted from tales with labels that indicate the predominant emotion conveyed. Participants worked with 5 categories—fearful, sad, happy, surprised, and anger-disgust.
- **YELP [5]** - This dataset consists of user reviews of businesses (e.g., restaurants, retail stores) collected from Yelp with 4 categories—price, service, environment, and products.

4.2.2 Conditions. The study used a within-subjects design, where each participant experienced the system under three different conditions. To minimize carryover effects, the order of the conditions was varied for each participant.

- **Condition 1 (Non VT Counterfactuals):** Participants were asked to label counter examples generated without the use of neuro-symbolic patterns or VT. The generated counter examples were displayed with out highlighting alignable differences for users to label.
- **Condition 2 (VT Counterfactuals without alignment):** Participants were asked to label counter examples generated using neuro-symbolic patterns and VT but rendered without alignable differences.
- **Condition 3 (VT Counterfactuals with alignment):** Participants were asked to label counter examples generated using the same pipeline as *Condition 2* but the alignable differences were highlighted when presenting to the users.

4.3 Study Results

4.3.1 Data Analysis. We conducted statistical tests to compare responses to all the Likert scale survey questions, as well as the time spent annotating counterfactuals for each condition.

To analyze the annotation efficiency, we first conducted a Kruskal-Wallis rank sum test [33] to determine if there were statistically significant differences in annotation time across the three conditions, because our data violated the homogeneity of variances assumption, making non-parametric methods more appropriate. To compare each condition against each other, we conducted a post-hoc pairwise test using Wilcoxon rank-sum test [40] with continuity correction and Bonferroni adjustment.

To analyze the Likert scale ratings of the participants from the post-study questionnaire, we first conducted a Friedman test [20] to determine whether there were statistically significant differences in participant ratings across the three conditions. Following this, we

used Wilcoxon signed-rank tests with Bonferroni correction [40] and Kendall's W [19] for post-hoc pairwise comparisons. These tests are nonparametric, which is appropriate for the ordinal nature of Likert scale ratings.

The analysis of the interview results was done through open coding [49], in which two members of the team literately coded the interview transcripts independently and then came together to consolidate.

4.3.2 RQ1: Impacts of Structural Alignment interfaces on annotation efficiency and cognitive load.

Improved annotation efficiency. To understand the impact of alignable differences on the participant's annotation efficiency with the generated text, we compare the average time it took for participants to read and make their first annotation on a generated sentence against the time it took them to complete a batch of annotations (i.e., annotating all generated examples associated with an original sentence as seen in Fig 3). We calculate time of annotation as the difference between when the generated counterfactuals are rendered on the screen to when the participant assigned the first label, and subsequently all consecutive labels in that view.

As shown in Figure 4 participants spent a similar amount of time to annotate the first data point they see across all three conditions. However, the batch annotation times were notably shorter in MOCHA's counterfactuals (C3). The batch annotation times for counterfactuals with alignable differences (C3) were significantly lower compared to both counterfactuals generated without Variation Theory (C1) ($p < .0001$) and those generated with Variation Theory but without alignable differences (C2) ($p < .0001$). There were no statistically significant differences between C1 and C2 in their batch annotation times. This suggests that the efficiency improvements are primarily attributable to the specific features of C3, which is the rendering of alignable differences between the generated counterfactuals and the original example. Despite the lack of statistical difference between C1 and C2, the application of Variation Theory in C2 played a crucial role, enabling the introduction of alignable differences in C3.

Participants Perceived MOCHA as More Useful in Condition 3. In the post-condition questionnaire, participants compared their experiences across three different conditions. Figure 5 shows their subjective assessments in four dimensions: knowledge gained about the data, the degree of control they felt in changing the behavior of the model, the usefulness of the system, and the ease of using the system. C3 emerged as notably superior condition, with participants reporting the greatest gains in knowledge about the data, increased control, and enhanced usefulness of the system compared to the other conditions.

Contrary to the reduced batch annotation time, we did not find a statically significant difference in participant ratings of their perceived ease of use across the three conditions.

However, we find statistically significant advantage of C3 in the other three measures ($p < .05$). The participant's rating of the knowledge gained in the three conditions revealed a statistically significant difference $X^2(2, N=18)=11.6, p=.002$ compared to the other conditions. The effect size, measured by Kendall's W, was

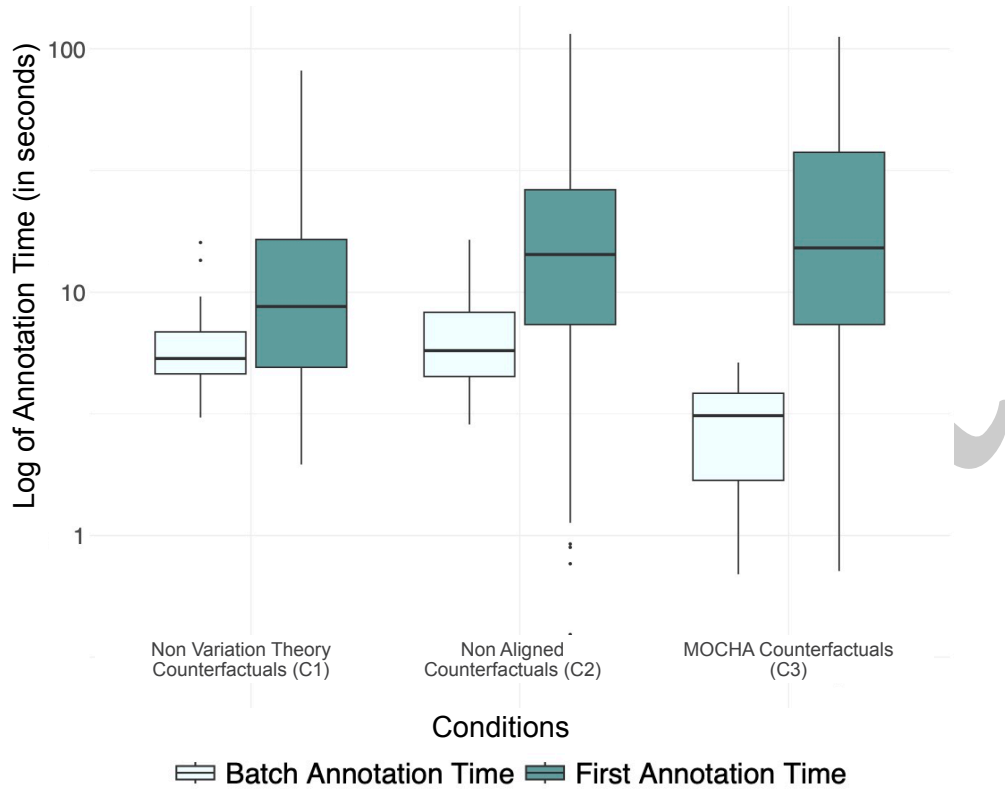


Figure 4: Comparison of average annotation times under the three conditions. The table shows that while VT Counters increase the time for the first annotation, alignment significantly reduces the time for batch annotations.

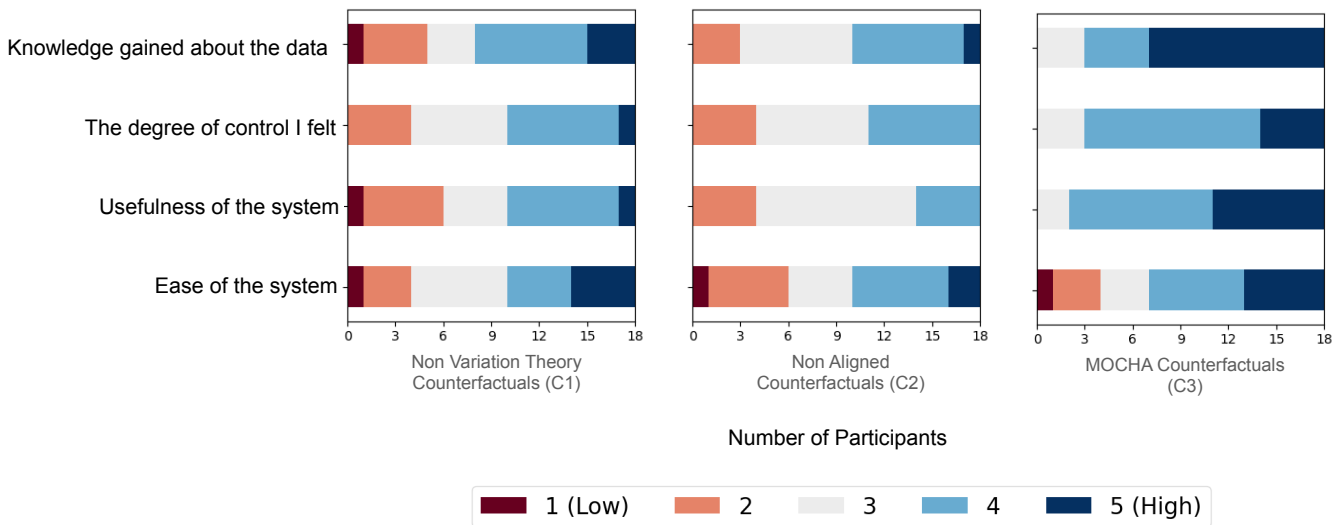


Figure 5: Participants' response to post study questionnaire comparing the three conditions.

0.323, suggesting a moderate level of agreement among the rankings. The post-hoc pairwise test showed that the participants rated their level of knowledge gained about the data in C3 significantly different from both C1 ($p=.02$) and C2 ($p=.007$), while there was

no significant difference between C1 and C2. This indicates that C3's structurally aligned rendering led participants to feel they gained significantly higher level of knowledge compared to the

other conditions. These results align with the participant’s usefulness ratings for the three conditions ($p=.0009$) with an effect size of 0.39 suggesting a moderate to strong level of agreement among the ranking. Similar to the knowledge gained ratings, we find no significant differences between C1 and C2 but significant difference between C3 and both C1 ($p=.01$) and C2 ($p=.002$).

No difference in cognitive load observed. The NASA-TLX scores revealed no statistically significant differences in cognitive load between conditions (see Figure 7 in the Appendix A.3). This suggests that the variations in the counterfactuals generated and their presentation in C3 did not impose additional mental demands on the participants compared to C1. More research is needed to determine whether the interventions introduced in C3 could reduce cognitive load over extended use.

4.3.3 RQ2: Effect of Variation Theory based counterfactuals on the model’s learning. A major goal of data augmentation is to improve the generalizability of the model [12]. To that end, the annotated data should contribute a meaningful distribution to the model’s training dataset. To assess the downstream impact of the generated data on model training, we evaluated the model’s performance when trained only on the real data and compared it to the model’s performance when trained on the combination of the real data and the labeled counterfactuals. The participants’ dataset, including the counterfactuals, provided a basis for comparing model performance under two conditions: with and without counterfactuals. Given that participants could flexibly define their own interpretations of the data, we use each participant’s final labels as the ground truth. We calculated the precision and recall of the model using the finalized labeled data.

Table 1 presents a comparison of the final model performance for each participant. In most cases, the inclusion of labeled counterfactuals contributed to increases in both precision and recall. The inclusion of counterfactuals often resulted in a substantial increase in precision, indicating that the models were better able to correctly classify relevant instances while reducing false positives. This improvement suggests that the counterfactuals provided essential information that helped refine the models’ decision boundaries. In scenarios where real data lacked annotated labels, the labeled counterfactual examples were instrumental in initiating the model’s learning process and enabling the generation of relevant neuro-symbolic rules. For example, participant P4 saw significant benefits from counterfactuals; initially, there was insufficient labeled data for the theme “service,” but with the inclusion of annotated counterfactuals, the model successfully learned the neuro-symbolic rule $(friendly)^+ * +NOUN$.

The improvement in recall, although present, was more inconsistent across participants. In some cases, the integration of counterfactuals significantly enhanced the model’s ability to identify relevant instances that were overlooked in the original dataset. For instance, P18’s final model was able to learn the rule $[sense] | (frightened) - (little) | (dread)$ – it had learned with just the original examples for the label *fearful* ultimately increasing the recall. Similarly, we observe the model’s generated pattern change from $(great)^+(place)$ into a combination of $(atmosphere)|(area)$ and $(cozy)|[dining]$ for

PID	Without Counterexamples			With Counterexamples		
	F1-score	Precision	Recall	F1-score	Precision	Recall
P1	0.43	0.52	0.37	0.63	0.85	0.50
P2	0.47	0.63	0.38	0.72	0.90	0.67
P3	0.64	0.60	0.70	0.80	0.82	0.83
P4	0.46	0.65	0.37	0.85	0.93	0.80
P5	0.45	0.45	0.45	0.78	0.90	0.69
P6	0.61	0.75	0.55	0.84	0.98	0.75
P7	0.40	0.46	0.35	0.66	0.91	0.54
P8	0.51	0.75	0.42	0.55	0.70	0.46
P9	0.64	0.72	0.61	0.77	0.91	0.69
P10	0.45	0.45	0.46	0.85	0.92	0.80
P11	0.42	0.47	0.39	0.60	0.75	0.52
P12	0.38	0.48	0.31	0.63	0.72	0.56
P13	0.57	0.68	0.52	0.75	0.89	0.69
P14	0.41	0.60	0.32	0.73	0.92	0.60
P15	0.44	0.62	0.36	0.74	0.91	0.66
P16	0.54	0.67	0.46	0.67	0.90	0.54
P17	0.68	0.86	0.59	0.67	0.86	0.59
P18	0.92	0.96	0.90	0.78	0.94	0.67

Table 1: The performance of the model with and without labeled counterfactuals for each participant

P6. These cases illustrate how counterfactuals can enhance the flexibility and precision of pattern learning, leading to improvements in recall. However, the degree of improvement varied across different datasets and participants. Notably, the model performance for P18 actually decreased in recall, suggesting that the counterfactuals provided may have been less impactful, possibly because P18 had already achieved high performance without them. Further research is needed to explore these dynamics and understand the variable impacts of counterfactuals on model performance.

Overall, the incorporation of counterfactuals has generally improved the models’ F1 scores, driven largely by the improvements in precision. This suggests that counterfactuals have effectively improved performance without necessitating a significant trade-off between precision and recall. However, the less consistent increase in recall underscores the necessity for further research into how counterfactuals can be designed or selected more effectively to uniformly boost both aspects of model performance.

4.3.4 RQ3: Co-adaptive learning with VT-based counterfactuals generation and Structural Alignment Theory-based counterfactual rendering.

Effects of alignable mapping in participant reading behavior. Through the think-aloud sessions, we observe a noticeable shift in reading behavior when participants were annotating data points under C3, which came with highlighted alignable differences. In this condition, parts of the text were visually grayed out to denote redundant content from the original example, leading participants to generally skip these sections in their think-alouds. Instead, they concentrated on and vocalized sections of the text that remained bolded, representing new or added differences in the generated counterfactual.

This pattern of selective attention suggests that the visual cues provided by MOCHA effectively guided participants to focus on more relevant information when making their labeling decisions.

Counterfactuals that followed Variation Theory enhanced model validation and retraining. Participants mentioned that counterfactuals adhering to Variation Theory significantly aided their understanding of the model’s current learning state. Some participants used counterfactuals to validate the model’s understanding of specific labels. For example, a participant described their approach: “I think that is how I am using the counterfactuals to verify that it has actually learned what is the key part that makes this a product? And so if it does not learn that if it just gives me [counterfactuals] this is probably still product maybe it has not learned anything about products. It is just learned things about other things (P3). Alternatively, another participant used counterfactuals that conformed to the existing neuro-symbolic rule and were still applicable under the original label as well as the target label, to gauge the rule’s accuracy, remarking, “it [the model] seems more confident” (P5).

Structurally aligned rendering allowed participant’s to compare and contrast data points during annotation. Participant’s found that annotating counterfactuals that followed structural alignment helpful in their decision making. Specifically, two patterns of decision-making emerged. First, some participants (P3, P4, P13) used the counterfactuals to revisit their interpretations of the original example and provide additional labels. For example, P4 adds a “product” label to a sentence they previously labeled as “service” after labeling the counterfactuals. In the followup interview, P4 reasoned that establishments that sell service as their products like a doctors office need to have the ‘product’ label as well. Similarly, P3 stated “I think by changing different parts of it [the original sentence]. It highlighted a part of the sentence that I was not previously focused on, and so that did help me sort of reframe from what I initially had labeled it”. By the end of the session P3 reflected on how their initial interpretation of the label “service” had changed: “I guess, going back to service, I did redefine, like we could also be talking about like the staff there, so like, including that in the labels.” We also see participants similarly updating a general rule in how they interpreted labels after seeing the counterfactuals: “it’s more like the loose [definition of] happy we’re talking about not just the word happy, but it sounds like it’s just not like a vague mapping to the emotion.” (P16).

Another decision-making behavior we see consistently, perhaps an inverse of the previous one, is the participants’ reliance on their original labeling to decide the counterfactuals label. This meant that the participants used the original example as an anchor for their consecutive interpretations. P18 specifically decides to label a counterexample with the new addition of “heavy weight in their hearts” that also matches the learned neuro-symbolic rule for the label fearful as *fearful* and *sad* and stated “I don’t have that context [in the previous conditions] like I set up for myself, because reading this, I have like a story scenario in my head. [If] I don’t have a scenario set up for myself I [would] probably just label it as only sad right away” (P18). This reflects the structural alignment theory proposed by Gentner and Gunn [24], where the inference from one entity is projected onto another. Such structural alignment allowed participants to infer additional attributes consistent with the aligned structure of the original entity. This rarely happened

in C1 (Non VT counterfactuals) where participants thought the generated examples were ‘independent’ (P1) from the original example and felt that they were labeling ‘completely new’ (P18) data points. However, in C2 (VT counterfactuals without alignment), despite following a similar approach to C3, participants struggled to identify non-matching elements, highlighting the effectiveness of structural consistency in aiding comparative analysis.

5 DISCUSSION AND DESIGN IMPLICATIONS

The results from our user study suggest that both the participants and the model benefited from the Variation Theory-based counterfactuals and Structurally Aligned rendering. Participants were able to efficiently focus on key differences between the original and counterfactual examples, which facilitated more efficient annotations. The participants also found MOCHA to be useful in helping them refine and evolve their label definitions while giving them insight into the behavior of the model. Although the benefits of only Variation Theory-based counterfactuals (without SAT-based rendering) were not immediately evident in participants’ experience, they were critical in enabling SAT-based rendering, which was found effective. Below we further discuss our findings and design implications.

5.1 Interactive Negotiation for Conceptual Boundary Definition and Resolution

A goal of interactive model training is to approximate an agreed decision boundary between the teacher (the annotator in our case) and the model [29]. While this can be relatively straightforward with well-defined concepts boundaries, the ambiguous and subjective nature of domains, like, for example, emotion labeling, makes it apparent that definitions are to be negotiated. Negotiation can either take a definition-based approach [48] where two entities work on iteratively changing the rule-based definition of a concept by interacting with the rule directly, or it can follow an example-based approach [14]. The design of MOCHA exemplifies a strategy that combines both.

Consider this analogy; a user and a model are negotiating how to define a sandwich. While both may start with their own definition, neither is accurate or specific. We suppose that the user starts with a definition “a sandwich is two slices of bread with meat in between”. Although this definition may be a good candidate, it misses a lot of the important features that make a sandwich a sandwich. In this analogy, our proposed approach would ask the user if a grilled cheese is a sandwich as a counterfactual proposition. This counterfactual highlights the discrepancy between the outcome of executing the proposed rule (a grilled cheese WOULD NOT be a sandwich because of the lack of meat) and a pre-trained model’s understanding (a grill cheese IS a sandwich if asking an LLM). By highlighting the difference between the original definition (having meat in between) into a new synthesized definition with the new counterfactual example annotated (having any filling in between) the two entities are able to iteratively negotiate and reach a shared definition of sandwiches. This iterative redefinition would continue with different features of a sandwich (like the number of breads, the type of bread etc.) until an optimal shared agreement is reached. It is worth noting that this is a collaborative negotiation rather

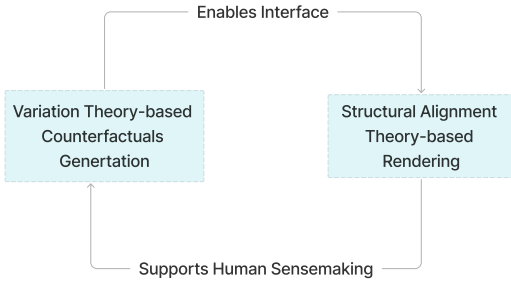


Figure 6: Our study finds a bilateral relationship between Variation Theory and Structural Alignment Theory. The Variation Theory-based counterfactual generation method enabled the rendering of structurally alignable differences. In turn, the rendering supported the users’ sensemaking of generated counterfactuals

than a debate. Neither of the parties came to the interaction with a complete definition of sandwiches and tried to convince the other party. Instead, they came with an incomplete definition, were open to reflect on and change their own conceptual understanding based on the interactions, and shared the same goal of reaching clearer boundaries of the target concept.

Our approach supports this inherently bi-directional nature of Human-AI alignment [44] by allowing negotiation on generated counterfactuals. Using MOCHA in this capacity, we observed participants change their original annotations in reaction to the counterfactual examples, effectively changing their interpretation after seeing the system’s actions. The model does the same in reaction to user annotations. MOCHA supports this evolving process through the generation of neuro-symbolic guided counterfactuals. By offering users alternative examples that challenge the model’s initial decisions, the system prompts users to reflect on their own understanding and how it aligns or diverges from the model’s interpretation. This process not only allows users to refine their annotations, but also encourages them to reassess their criteria, leading to a more nuanced understanding of the task at hand. In turn, the system adapts based on user feedback, continuously refining its decision boundaries in light of these new annotations.

5.2 A Symbiotic Relationship Between Variation Theory and Structural Alignment Theory

The results of our study indicate that participants spent significantly less time annotating batches of counterfactuals when they were rendered according to SAT compared to other conditions. This is further supported by the participant’s selective focus on the varying phrases, rather than phrases that stay consistent, during reading and annotation. Notably, we found no statistically significant differences in annotation time between C2 (VT-based counterfactual without SAT) and the baseline condition in C1. Although the counterfactuals in both C2 and C3 were based on Variation Theory, the participant’s annotation efficiency was particularly enhanced by the SAT-based rendering method introduced in C3.

To support a user’s cognitive process for comparison [50], the version of MOCHA that followed a combination of Variation Theory and Structural Alignment Theory was more effective. We argue that these two theories form a symbiotic relationship (Fig 6). Variation Theory provides the conceptual basis for generating conceptually meaningful yet structurally consistent differences, while Structural Alignment Theory (SAT) enhances the user’s ability in recognizing and processing these differences. This symbiotic relationship stems from the fact that Structural Alignment Theory (SAT) enhances the salience of meaningful differences, while Variation Theory (VT) ensures that these differences are conceptually relevant and informative. By aligning these differences, SAT helps users focus on key variations that are essential to changing the data item’s label, making it easier to interpret the effects of changes and their significance. Thus, the integration of both theories enables users to efficiently process and compare variations, leading to more informed decisions and a clearer understanding of the model’s behavior.

5.3 Human Cognition and Learning Theories in the Interactive ML Pipeline

In its design, MOCHA controls both how counterfactual data is generated and how they are rendered to the user. By incorporating theories such as Structural Alignment Theory and Variation Theory, it aims to support the learning of both the human and the model. These theories have proven insightful for understanding how humans grasp and compare concepts, shaping the development of human-AI collaboration systems for sensemaking [25], hypothesis testing [2], as well as model training [21]. From a human-in-the-loop machine learning perspective, MOCHA addresses two seemingly contradictory objectives: (1) generating labeled data that diversifies the training dataset to aid the model’s learning, and (2) maintaining structural consistency with the original data to support the user’s cognitive processes. In its design, MOCHA achieves this balance by enforcing a common structure through the model’s learned neuro-symbolic rules [22]. By visualizing these consistent pattern rules, users can understand the behavior of the model through inference projection [23]. This not only boosts the model’s performance but also enables participants to validate the model during the interactive training process.

Although visual cues for alignable differences in MOCHA were helpful in supporting the participants reasoning, Estes and Hasson [15] argue that while alignable differences can be more straightforward and easier for comparison, non-alignable differences can also provide key information that might otherwise remain overlooked. These differences necessitate a more abstract form of comparison, prompting users to think beyond simple relational structures and consider broader conceptual frameworks. For example, when comparing planes and cars, their alignable differences can be that they both have engines, but the engines are different in size. While this gives us some insight into their definitions, comparing a plane’s wings and a car’s wheels, which are not structurally alignable but conceptually and analogically alignable, gives additional insight to categorizing one for land and the other for air. Future research should explore how non-alignable differences in AI explanations affect user decision-making and understanding. Such studies could determine whether these non-alignable comparisons enhance user

performance and elicit deeper insights in human-AI collaborative systems.

6 LIMITATIONS AND FUTURE WORK

The current design of the user study, which allowed participants to interact with each condition for 25 minutes, yielded valuable insights into their immediate reactions and interactions. However, a longer study duration would provide a deeper understanding of how users engage with the system throughout various stages of the model's learning. Extending the study period would enable observations on how users' strategies evolve as the model improves, potentially uncovering significant insights about the long-term dynamics of human-AI collaboration, especially in relation to trust building and mental model refinement. Our study also only used example data from two domains, providing limited evidence to the approach's ecological validity in other data domains. In future work, we aim to investigate longer-term interactions of users in diverse application domains through deployment studies to uncover dynamic patterns of collaboration.

We also tested our system exclusively with the training of a neuro-symbolic model. While this serves as a compelling use case, it would be beneficial to explore the effectiveness of our approach with different types of models, such as purely statistical machine learning models, deep learning architectures, or hybrid systems, to better understand the generalizability of our approach across different paradigms. Different models might offer varying challenges and affordances in terms of explainability, interaction transparency, and feedback responsiveness. Exploring these dimensions would provide more insight into our proposed approach.

7 CONCLUSION

This paper introduced MOCHA, an interactive machine learning tool informed by two theories of human concept learning and cognition. Based on the Variation Theory of learning, it generates synthetic counterfactual data that are syntactically and semantically similar to already-annotated data but predicted to have different labels by pre-trained large language models. Following Structural Alignment Theory, it renders the generated counterfactuals aligned in batches with differences and similarities highlighted to support the user's cognitive process of interpreting and understanding data. A lab study with 18 participants demonstrated the usability of MOCHA and its effectiveness in improving annotation efficiency, enhance the model's learning, and facilitating co-adaptive learning in which users gain insight into the state of the model and reflect on their own understanding. MOCHA exemplified the application of human cognition and concept learning theories in the interactive machine learning pipeline to support the negotiation of conceptual boundaries for bi-directional human-AI alignment.

REFERENCES

- [1] Ebba Cecilia Ovesdotter Alm. 2008. *Affect in* text and speech*. University of Illinois at Urbana-Champaign.
- [2] Ian Arawjo, Chelse Swoopes, Priyan Vaithilingam, Martin Wattenberg, and Elena L Glassman. 2024. ChainForge: A Visual Toolkit for Prompt Engineering and LLM Hypothesis Testing. In *Proceedings of the CHI Conference on Human Factors in Computing Systems*. 1–18.
- [3] Shilpa Arora and Sachin Agarwal. 2007. Active learning for natural language processing. *Language Technologies Institute School of Computer Science Carnegie Mellon University* 2 (2007).
- [4] Lora Aroyo, Matthew Lease, Praveen Paritosh, and Mike Schaeckermann. 2022. Data excellence for AI: why should you care? *Interactions* 29, 2 (2022), 66–69.
- [5] Nabiha Asghar. 2016. Yelp dataset challenge: Review rating prediction. *arXiv preprint arXiv:1605.05362* (2016).
- [6] Michael Brooks, Saleema Amershi, Bongshin Lee, Steven M Drucker, Ashish Kapoor, and Patrice Simard. 2015. FeatureInsight: Visual support for error-driven feature ideation in text classification. In *2015 IEEE Conference on Visual Analytics Science and Technology (VAST)*. IEEE, 105–112.
- [7] Niklas Bunzel, Nicolas Göller, and Raphael Antonius Frick. 2024. Identifying and Generating Edge Cases. In *Proceedings of the 2nd ACM Workshop on Secure and Trustworthy Deep Learning Systems*. 16–23.
- [8] Angel Alexander Cabrera, Marco Tulio Ribeiro, Bongshin Lee, Robert Deline, Adam Perer, and Steven M Drucker. 2023. What did my AI learn? How data scientists make sense of model behavior. *ACM Transactions on Computer-Human Interaction* 30, 1 (2023), 1–27.
- [9] Zeming Chen, Qiyue Gao, Antoine Bosselut, Ashish Sabharwal, and Kyle Richardson. 2022. DISCO: Distilling counterfactuals with large language models. *arXiv preprint arXiv:2212.10534* (2022).
- [10] Isabel F Cruz and William Sunna. 2008. Structural alignment methods with applications to geospatial ontologies. *Transactions in GIS* 12, 6 (2008), 683–711.
- [11] Aron Culotta and Andrew McCallum. 2005. Reducing labeling effort for structured prediction tasks. In *AAAI*, Vol. 5, 746–751.
- [12] Tanay Dixit, Bhargavi Paranjape, Hannaneh Hajishirzi, and Luke Zettlemoyer. 2022. CORE: A retrieve-then-edit framework for counterfactual data generation. *arXiv preprint arXiv:2210.04873* (2022).
- [13] John J Dudley and Per Ola Kristensson. 2018. A review of user interface design for interactive machine learning. *ACM Transactions on Interactive Intelligent Systems (TiiS)* 8, 2 (2018), 1–37.
- [14] Ashraf B El-Sisi and Hamdy M Mousa. 2012. Argumentation based negotiation in multiagent system. In *2012 Seventh International Conference on Computer Engineering & Systems (ICCES)*. IEEE, 261–266.
- [15] Zachary Estes and Uri Hasson. 2004. The importance of being nonalignable: a critical test of the structural alignment theory of similarity. *Journal of Experimental Psychology: Learning, Memory, and Cognition* 30, 5 (2004), 1082.
- [16] Jerry Alan Fails and Dan R Olsen Jr. 2003. Interactive machine learning. In *Proceedings of the 8th international conference on Intelligent user interfaces*. 39–45.
- [17] Amir Feder, Nadav Oved, Uri Shalit, and Roi Reichart. 2021. Causalm: Causal model explanation through counterfactual language models. *Computational Linguistics* 47, 2 (2021), 333–386.
- [18] Richard M Felder and Rebecca Brent. 2009. Active learning: An introduction. *ASQ higher education brief* 2, 4 (2009), 1–5.
- [19] Andy P Field. 2005. Kendall's coefficient of concordance. *Encyclopedia of statistics in behavioral science* 2 (2005), 1010–11.
- [20] Milton Friedman. 1937. The use of ranks to avoid the assumption of normality implicit in the analysis of variance. *Journal of the american statistical association* 32, 200 (1937), 675–701.
- [21] Simret Araya Gebreegziabher, Kuangshi Ai, Zheng Zhang, Elena L. Glassman, and Toby Jia-Jun Li. 2024. Leveraging Variation Theory in Counterfactual Data Augmentation for Optimized Active Learning. *arXiv preprint arXiv:2408.03819* (2024).
- [22] Simret Araya Gebreegziabher, Zheng Zhang, Xiaohang Tang, Yihao Meng, Elena L Glassman, and Toby Jia-Jun Li. 2023. Patat: Human-ai collaborative qualitative coding with explainable interactive rule synthesis. In *Proceedings of the 2023 CHI Conference on Human Factors in Computing Systems*. 1–19.
- [23] Dedre Gentner. 2010. Bootstrapping the mind: Analogical processes and symbol systems. *Cognitive science* 34, 5 (2010), 752–775.
- [24] Dedre Gentner and Virginia Gunn. 2001. Structural alignment facilitates the noticing of differences. *Memory & cognition* 29, 4 (2001), 565–577.
- [25] Katy Ilonka Gero, Chelse Swoopes, Ziwei Gu, Jonathan K Kummerfeld, and Elena L Glassman. 2024. Supporting Sensemaking of Large Language Model Outputs at Scale. In *Proceedings of the CHI Conference on Human Factors in Computing Systems*. 1–21.
- [26] Marco Gillies, Rebecca Fiebrink, Atau Tanaka, Jérémie Garcia, Frédéric Bevilacqua, Alexis Heloir, Fabrizio Nunnari, Wendy Mackay, Saleema Amershi, Bongshin Lee, et al. 2016. Human-centred machine learning. In *Proceedings of the 2016 CHI conference extended abstracts on human factors in computing systems*. 3558–3565.
- [27] Sandra G Hart. 2006. NASA-task load index (NASA-TLX); 20 years later. In *Proceedings of the human factors and ergonomics society annual meeting*, Vol. 50. Sage publications Sage CA: Los Angeles, CA, 904–908.
- [28] Sabit Hassan and Malihe Alikhani. 2023. D-CALM: A dynamic clustering-based active learning approach for mitigating bias. *arXiv preprint arXiv:2305.17013* (2023).
- [29] Miriam Huijser and Jan C van Gemert. 2017. Active decision boundary annotation with deep generative models. In *Proceedings of the IEEE international conference on computer vision*. 5286–5295.

- [30] Marasović Jacovi. 2021. Formalizing Trust in Artificial Intelligence: Prerequisites, Causes and Goals of Human Trust in AI. URL <https://dl.acm.org/doi/10.1145/3442188.3445923> (2021).
- [31] Hannu Kivijärvi. 2018. Advancing Organizational Alignment Decisions: Insights from the Structural Alignment Theory to the Business-IT Alignment Problem. *International Journal of IT/Business Alignment and Governance (IJITBAG)* 9, 1 (2018), 53–80.
- [32] Carmen Konzett-Firth. 2020. Co-adaptation processes in plenary teacher-student talk and the development of L2 interactional competence. *Classroom Discourse* 11, 3 (2020), 209–228.
- [33] William H Kruskal and W Allen Wallis. 1952. Use of ranks in one-criterion variance analysis. *Journal of the American statistical Association* 47, 260 (1952), 583–621.
- [34] Chi-Chun Lee, Athanasios Katsamanis, Panayiotis G Georgiou, and Shrikanth S Narayanan. 2012. Based on Isolated Saliency or Causal Integration? Toward a Better Understanding of Human Annotation Process using Multiple Instance Learning and Sequential Probability Ratio Test. In *INTERSPEECH*. 619–622.
- [35] David D Lewis. 1995. A sequential algorithm for training text classifiers: Corrigendum and additional data. In *Acm Sigir Forum*, Vol. 29. ACM New York, NY, USA, 13–19.
- [36] Katerina Margatina, Giorgos Vernikos, Loïc Barrault, and Nikolaos Aletras. 2021. Active learning by acquiring contrastive examples. *arXiv preprint arXiv:2109.03764* (2021).
- [37] Ference Marton. 2014. *Necessary conditions of learning*. Routledge.
- [38] Robert Munro Monarch. 2021. *Human-in-the-Loop Machine Learning: Active learning and annotation for human-centered AI*. Simon and Schuster.
- [39] Eduardo Mosqueira-Rey, Elena Hernández-Pereira, David Alonso-Ríos, José Bobes-Bascarán, and Ángel Fernández-Leal. 2023. Human-in-the-loop machine learning: a state of the art. *Artificial Intelligence Review* 56, 4 (2023), 3005–3054.
- [40] Markus Neuhäuser. 2011. Wilcoxon-Mann-Whitney Test.
- [41] Alva Noë. 2022. *Learning to Look: Dispatches from the Art World*. Oxford University Press.
- [42] Marcel Robeer, Floris Bex, and Ad Feelders. 2021. Generating realistic natural language counterfactuals. In *Findings of the Association for Computational Linguistics: EMNLP 2021*. 3611–3625.
- [43] Raphael Schumann and Ines Rehbein. 2019. Active learning via membership query synthesis for semi-supervised sentence classification. In *Proceedings of the 23rd conference on computational natural language learning (CoNLL)*. 472–481.
- [44] Knearem shen. 2024. Towards Bidirectional Human-AI Alignment: A Systematic Review for Clarifications, Framework, and Future Directions. URL <http://arxiv.org/abs/2406.09264> (2024).
- [45] Rajesh Shrestha, Omeed Habibelahian, Arash Termehchy, and Paolo Papotti. 2023. Exploratory Training: When Annotators Learn About Data. *Proceedings of the ACM on Management of Data* 1, 2 (2023), 1–25.
- [46] Jeffrey M Rzeszotarski Swati Mishra. 2023. Human Expectations and Perceptions of Learning in Machine Teaching. (2023), 13–24.
- [47] Karan Taneja, Harshvardhan Sikka, and Ashok Goel. 2022. Human-AI Interaction Design in Machine Teaching. *arXiv preprint arXiv:2206.05182* (2022).
- [48] Sheetal R Vij, Amruta More, Debajyoti Mukhopadhyay, and Avinash J Agrawal. 2015. An e-negotiation agent using rule based and case based approaches: A comparative study with bilateral e-negotiation with prediction. *Journal of Software Engineering and Applications* 8, 10 (2015), 521–530.
- [49] Michael Williams and Tami Moser. 2019. The art of coding and thematic exploration in qualitative research. *International management review* 15, 1 (2019), 45–55.
- [50] Edward J Wisniewski and Miriam Bassok. 1999. What makes a man similar to a tie? Stimulus compatibility with comparison and integration. *Cognitive psychology* 39, 3-4 (1999), 208–238.
- [51] Tongshuang Wu, Marco Tulio Ribeiro, Jeffrey Heer, and Daniel S Weld. 2021. Polyjuice: Generating counterfactuals for explaining, evaluating, and improving models. *arXiv preprint arXiv:2101.00288* (2021).
- [52] Yazhou Yang and Marco Loog. 2016. Active learning using uncertainty information. In *2016 23rd International Conference on Pattern Recognition (ICPR)*. IEEE, 2646–2651.
- [53] Pengyi Zhang and Dagobert Soergel. 2016. Process patterns and conceptual changes in knowledge representations during information seeking and sense-making: A qualitative user study. *Journal of Information Science* 42, 1 (2016), 59–78.
- [54] Shengnan Zhang, Yan Hu, and Guangrong Bian. 2017. Research on string similarity algorithm based on Levenshtein Distance. In *2017 IEEE 2nd Advanced Information Technology, Electronic and Automation Control Conference (IAEAC)*. IEEE, 2247–2251.
- [55] Zheng Zhang, Zheng Ning, Chenliang Xu, Yapeng Tian, and Toby Jia-Jun Li. 2023. PEANUT: A Human-AI Collaborative Tool for Annotating Audio-Visual Data. In *Proceedings of the 36th Annual ACM Symposium on User Interface Software and Technology*. 1–18.
- [56] Zhisong Zhang, Emma Strubell, and Eduard Hovy. 2022. A survey of active learning for natural language processing. *arXiv preprint arXiv:2210.10109* (2022).

A APPENDIX

A.3 NASA-TLX Results

A.1 User Study Participant Data

Participant ID	Level of Education	Age	Gender	ML Experience
P1	Bachelor's	18-24	Male	Beginner
P2	Bachelor's	18-24	Male	Expert
P3	Bachelor's	18-24	Male	Expert
P4	PhD	25-34	Female	Intermediate
P5	Bachelor's	25-34	Male	Intermediate
P6	Master's	25-34	Male	Expert
P7	Master's	25-34	Male	Intermediate
P8	Master's	25-34	Male	Intermediate
P9	Master's	25-34	Male	Intermediate
P10	Master's	25-34	Male	Intermediate
P11	Master's	18-24	Male	Intermediate
P12	Master's	25-34	Female	Beginner
P13	Bachelor's	18-24	Female	Intermediate
P14	Master's	25-34	Female	None
P15	Bachelor's	18-24	Female	Intermediate
P16	Master's	18-24	Male	Beginner
P17	Master's	25-34	Female	Intermediate
P18	Bachelor's	18-24	Female	Beginner

Table 2: Participant demographic data

A.2 User Study Participant Task Details

Participant ID	Data	Condition Order
P1	Yelp	C1 - C3 - C2
P2	Yelp	C2 - C3 - C1
P3	Yelp	C3 - C1 - C2
P4	Yelp	C1 - C2 - C3
P5	Yelp	C1 - C3 - C2
P6	Yelp	C2 - C1 - C3
P7	Yelp	C3 - C2 - C1
P8	Yelp	C1 - C3 - C2
P9	Yelp	C3 - C1 - C2
P10	Emotions	C1 - C3 - C2
P11	Emotions	C3 - C1 - C2
P12	Emotions	C2 - C1 - C3
P13	Emotions	C2 - C3 - C1
P14	Emotions	C3 - C1 - C2
P15	Emotions	C3 - C2 - C1
P16	Emotions	C1 - C2 - C3
P17	Emotions	C1 - C3 - C2
P18	Emotions	C2 - C1 - C3

Table 3: User study participant's assigned data and condition order

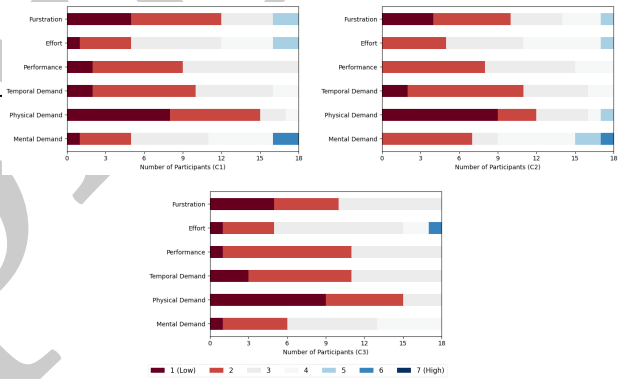


Figure 7: NASA-TLX results from the user study

A.4 Candidate Phrase Generation Prompt

The assistant will create a **list** of candidate phrases that match the given symbolic domain specific pattern. The domain specific pattern definition **is** given below. The domain specific pattern symbols includes the following patterns:

Part-of-speech (POS) tags are capital: VERB, PROPN, NOUN, ADJ, ADV, AUX, PRON, NUM

Word stemming are surrounded in [] **and** should have an exact match: [WORD] (e.g., [have] will match **all** variants of have)

Soft match are surrounded by () **and** will match words with their synonyms. The **list** of synonyms **for** each soft match **in** a pattern are given **in** the user instruction: (word) (word will only be matched with a limited **set** of similar words provided **in** this instruction)

Entity **type** start with \$ sign: \$ENT-TYPE (e.g., \$LOCATION will match phrases of location **type**, such as Houston; \$DATE will match dates)

Wildcard **is** the * symbol **and** can match anything: * (will match **any** sequence of words)

The patterns can be combined using an **and** operator (+) **or** an **or** operator (|). For example the pattern 'VERB+_PROPN' will match **any** sentence that has a verb followed by a proper noun. The pattern VERB|PROPN will match anything that **is** a verb **or** a proper noun.

Soft matches can only be replaced with a **list** of available words.

For the following text **and** pattern, generate as many diverse example phrases that match the given pattern **and** can be part of the given target label. Separated your answer by a comma

```
# Example input:
# sentence: 'Too many other places to shop with
  better prices .'
# phrase to modify: 'prices .'
# pattern: '(price)*'
# current label: price
# softmatch: [price:[purchase, pricey, cheap, cost,
  pricing]]
# target label: service
# Example output:
# [purchase options, pricey service, cheap help,
  pricing plans, cost breakdown]}
```

A.5 Counterfactual Generation Prompt

Your task **is** to modify a given sentence so that it aligns with a target label instead of its original label, making only necessary changes.

Follow these steps:

- Generate Target Phrases: Identify phrases relevant to the target label within the context of the original sentence.
- Modify the Sentence: Use one of the generated target phrases to adjust the original sentence, ensuring that:
 - The modified sentence no longer fits the original label **and** does **not** reference **or** imply the original label **in any** way.
 - The modified sentence **is** appropriate **for** the target label **and** logically coherent.
 - The modified sentence should be natural **and** fluent, making sense as a standalone sentence.
 - Changes made are necessary **while** keeping the original sentence structure as intact as possible. To preserve the quality of the new sentence you can remove **or** add necessary parts.
 - The modification includes one of the provided candidate phrases, replacing the highlighted portion of the original sentence.
 - Explanation (Optional): If necessary, provide a brief explanation of why the modified sentence fits the target label.

Explanation of Terms:

- * phrase about target label: generated phrases relevant to the target label that **help** guide the sentence modification.
- * phrases to include: this includes one phrase **from** 'phrase_about_target_label' **and** another phrase **from** the user **input** 'candidate_phrases'. these two phrases will be incorporated into the modified sentence.
- * modified sentence: The final sentence after modification to align with the target label. It should be natural, logical, **and** coherent.
- * reason: A brief explanation of why the modified sentence fits the target label.
- * label: The final label assigned to the modified sentence, reflecting its changes.
- * Ensure the final sentence **is** correctly labeled according to the target label, with no references to the original label, **and** with minimal deviation **from** the original content.

```
# Example input:
# Original sentence: 'The wings were delicious.'
# Original label: product,
# Target label: price,
```

```
# Candidate phrases: ['yummy', 'tasty', 'flavour',  
  'deliciousness', 'taste', 'delicious']  
# phrase about target label: ['cheap', 'expensive',  
  'pricey']  
# phrase to include: ['taste', 'cheap']  
# Example output:  
# modified sentence: 'The wings were cheap for the  
  taste.'  
# reason: 'The sentence shifts focus to the cost of  
  the wings, making it fit the target label price.'  
# label: price
```

Preprint