

Quantum Authenticated Key Expansion with Key Recycling

Wen Yu Kon,* Jefferson Chu, Kevin Han Yong Loh, Obada Alia,
Omar Amer, Marco Pistoia, Kaushik Chakraborty, and Charles Lim
Global Technology Applied Research, JPMorganChase
(Dated: September 26, 2024)

Data privacy and authentication are two main security requirements for remote access and cloud services. While QKD has been explored to address data privacy concerns, oftentimes its use is separate from the client authentication protocol despite implicitly providing authentication. Here, we present a *quantum authentication key expansion* (QAKE) protocol that (1) integrates both authentication and key expansion within a single protocol, and (2) provides key recycling property – allowing all authentication keys to be reused. We analyse the security of the protocol in a QAKE framework adapted from a classical authentication key exchange (AKE) framework, providing separate security conditions for authentication and data privacy. An experimental implementation of the protocol, with appropriate post-selection, was performed to demonstrate its feasibility.

I. INTRODUCTION

In this distributed digital era, remote access and cloud services are becoming increasingly popular, where a client device can access another device or a server, at any time, and from anywhere. Such services typically has two main security requirements: authentication and data privacy. To restrict access to these devices/servers for security or compliance reasons, such as in banking, healthcare, or government, it is necessary for the identity of the client to be authenticated. Data privacy, on the other hand, ensures that the data transferred between the client and server, which may contain highly sensitive business or personal information (e.g. while looking at a remote desktop display of client details), is private from any eavesdroppers. Fig. 1 presents a scenario where such a central server can identify its end-users via authentication and aid in the key generation between distant end-users.

Many current remote access and cloud services establishes a *virtual private networks* (VPNs) by means of internet protocols like IPsec. Such protocols rely on either *public key infrastructure* (PKI) or symmetric key cryptography with pre-shared secret keys (e.g. passwords) to provide the necessary security requirements. If long-term data privacy is necessary, the use of PKI should be avoided due to known vulnerability of certain public key cryptography schemes [1] to quantum algorithms [2]. On the other hand, the need for pre-shared secrets keys to achieve long-term data privacy is challenging to attain, since they need to be regularly refreshed after a fixed number of uses or duration [3].

To address this, internet service providers like Juniper Networks [4] and Fortinet [5] explored the use of *quantum key distribution* (QKD) for key expansion and key refresh. In this process, a separate authentication pro-

tol is utilised to authenticate the client of the remote access service before utilising QKD to expand secret keys shared between the client and server. Therefore, we propose a *quantum authenticated key expansion* (QAKE) protocol that can deliver an integrated solution, providing both client-server authentication and key expansion within a single protocol run. This can thus improve the efficiency of the protocol by avoiding the extra round of authentication.

Another useful property for authentication to have in practice is key recycling [6], where all secret keys (e.g. authentication keys) remain secure if the protocol succeeds. In the context of cloud services, it eliminates the need for cloud service providers to update the clients' authentication key across all its cloud servers after every session, saving significant communication resources. The QAKE proposed here is designed with key recycling in mind, using the bitstring X , which is expected to have high min-entropy when the protocol passes, to mask the authentication keys and allow them to be reused.

To analyse both the authentication and key exchange tasks in QAKE, the QKD framework may not be sufficient since (1) the proposed protocol does not perform message authentication at each communication step, and (2) some authentication steps are multi-purpose (e.g. authentication tag can be used to check for correctness as well). Therefore, we adapt the classical authenticated key exchange (AKE) framework [7], where separate security conditions for authentication and key exchange are presented. This highlights the role of various protocol components in providing data privacy and authentication, and allows for comparison with the case of two separate protocols – one for key exchange and one for authentication. This also provides a step towards the integration of classical and quantum AKE systems in a single QAKE framework, allowing their interaction and security to be studied and providing insights into how they interplay in practice.

* wenyu.kon@jpmchase.com

We demonstrated the protocol using commercial QKD

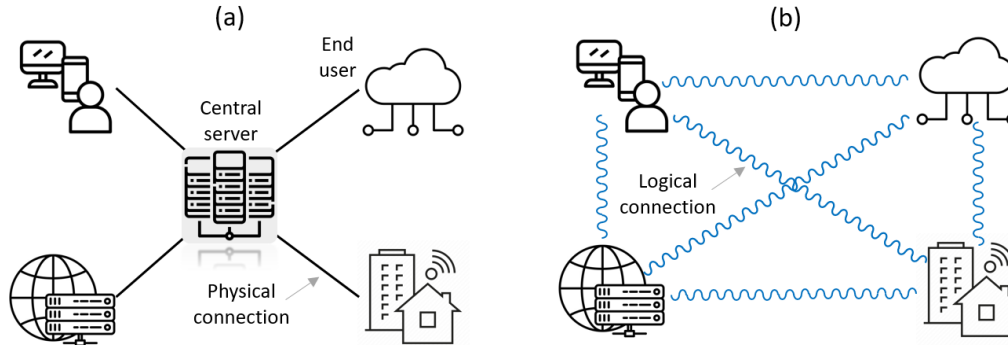


FIG. 1. Schematic for end user key generation via a central server in a star network topology. (a) End users share a direct physical connection to the central server, and can establish keys with it via the authenticated key exchange protocol. (b) By performing operations on the keys, the central server is able to aid the end users establish shared keys between them without the end users sharing a direct link.

devices. The raw data collected from the QKD devices are post-processed offline through a software stack. This includes error correction by adapting the LDPC IP cores from Xilinx [8], and privacy amplification using Toeplitz hashing. With a detection rate of about 10^{-4} and a quantum bit error rate (QBER) of about 2%, the QAKE protocol is able to provide a key rate of about 10^{-5} .

II. QAKE PROTOCOL

The QAKE protocol focuses on incorporating the entity authentication check into the QKD process. Taking inspiration from Ref. [9], we compress the authentication steps into the final two communication rounds to reduce the authentication costs. Moreover, we design the authentication to allow for key recycling by including part of the bit string X as the message, protecting the authentication key when the protocol succeeds (i.e. when the bit string used to generate the key after privacy amplification has high min-entropy).

The protocol begins with two parties, Alice and Bob, sharing a set of secrets \mathcal{S}_{sec} containing: (1) authentication keys K_1^h and K_2 , (2) privacy amplification seed R , and (3) authentication masking key $K_1^{\text{mask}} = \{K_{1,j}^{\text{mask}}\}_{j=1,\dots,m}$. Alice and Bob each has a label, α and α' respectively, that notes the secrets to utilise for the round, thereby allowing secrets to be replaced (by never using them again) when authentication fails. They also publicly share a $\epsilon_{\text{MAC},1}$ -almost XOR 2-universal hash function h_1 (authentication key K_1^h), a $\epsilon_{\text{MAC},2}$ -almost strongly 2-universal hash function h_2 (authentication key K_2) to generate the authentication tags, and a 2-universal hash function h_{PA} for privacy amplification to generate secret keys. Alice and Bob also agree on an error correction protocol with an error correction efficiency of f_{EC} , which includes syndrome generation func-

tion f_{syn} and decoding function $f_{\text{syn}}^{\text{dec}}$. We note here that the subscript r on any random variables represent the received variable, e.g. α_r is received by Bob when α is sent by Alice. The protocol steps are summarised in Fig. 2, with additional details provided below. The full protocol description is provided in Appendix C 1.

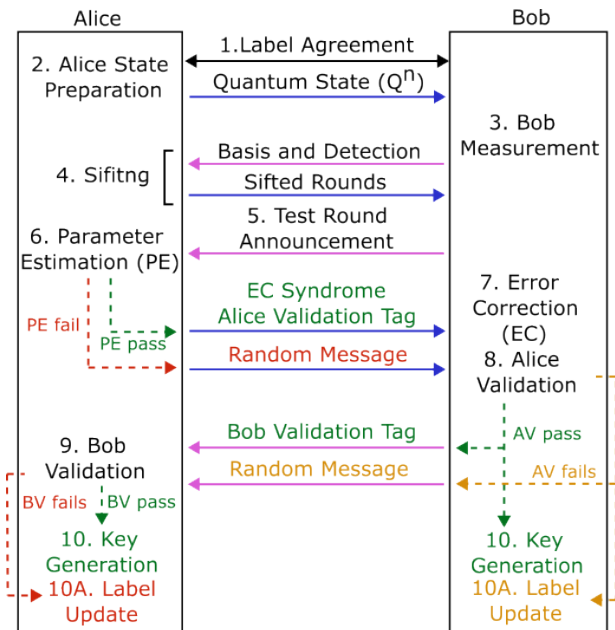


FIG. 2. Summary of the QAKE protocol proposed. The protocol begins with both parties establishing the label to use, followed by Alice sending quantum states to Bob. Bob announces his basis choice and detected round and Alice responds with the sifted rounds. Bob announces the test round results, for which Alice can use for parameter estimation. If this passes, error correction and validation of Alice's identity would occur followed by validation of Bob's identity. Finally, the two parties independently decide whether to generate secret keys or update their label.

Protocol 1 Quantum Authenticated Key Exchange

Goal. Alice and Bob authenticates one another, and performs key exchange.

1. **Label Agreement:** Alice and Bob exchange information to decide on labels β and β' respectively.
 2. **Alice State Preparation:** Alice prepares n phase-randomised coherent BB84 states $\left\{ \rho_{Q_i}^{\theta_i, x_i, \mu_{v_i}} \right\}_{i \in [1, n]}$, with basis θ_i , bit value x_i , and intensity μ_{v_i} .
 3. **Bob Measurement:** Alice sends Q^n to Bob, who measures subsystems Q_i using a randomly chosen basis θ'_i , and records outcome x'_i .
 4. **Sifting:** Alice and Bob perform sifting to arrive at the sifted set P^{sift} .
 5. **Test Round Announcement:** Bob randomly splits the sifted rounds into P_1^{sift} and P_2^{sift} , with fraction f_{P_1} of rounds in P_1^{sift} , and announces P_1^{sift} and P_2^{sift} , and the test round results $x'_{P_1^{\text{sift}}}$.
 6. **Parameter Estimation:** Alice performs parameter estimation, including checking the sifted round size, $|P_r^{\text{sift}}| \geq P_{\text{tol}}^{\text{sift}}$, single-photon events in set $P_{2,r}^{\text{sift}}$, $\hat{N}_{P_{2,r}^{\text{sift}}, 1}^{\text{LB}} \geq N_{P_{2,r}^{\text{sift}}, 1}^{\text{tol}}$, single-photon bit error rate, $\hat{e}_{\text{bit}, P_{1,r}^{\text{sift}}, 1}^{\text{UB}} \leq e_{\text{bit}, 1, \text{tol}}$, and bit error rate $e_{\text{bit}, P_{1,r}^{\text{sift}}} \leq e_{\text{bit}, \text{tol}}$. If these thresholds are satisfied, Alice sets $D_{\text{PE}} = 1$.
 7. **Error Correction:** Alice generates a syndrome $s = f_{\text{syn}}(x_{P_{2,r}^{\text{sift}}})$ and sends it to Bob, who computes a corrected bit string $\hat{x}_{P_{2,r}^{\text{sift}}, r} = f_{\text{syn}}^{\text{dec}}(x'_{P_{2,r}^{\text{sift}}}, s_r)$ if $D_{\text{PE}} = 1$. Otherwise, a random syndrome is sent instead.
 8. **Alice Validation:** If $D_{\text{PE}} = 1$, Alice generates a tag with the classical messages of the past 7 steps (M_{17}), $t_{\text{AV}} = h_1(K_1^h, x_{P_{2,r}^{\text{sift}}} || M_{17}) \oplus K_{1,\beta}^{\text{mask}}$, and forwards it to Bob; Otherwise, Alice sends a random string in place of the tag. Bob generates a verification tag with the corresponding messages (M'_{17}), $\tilde{t}_{\text{AV}} = h_1(K_1^h, \hat{x}_{P_{2,r}^{\text{sift}}} || M'_{17}) \oplus K_{1,\beta'}^{\text{mask}}$. If the tags matches, Bob validates Alice and sets $D_{\text{AV}} = 1$.
 9. **Bob Validation:** Bob decides whether the round succeeds, $F_{\text{B}} = D_{\text{AV}}$. If $F_{\text{B}} = 1$, Bob generates a tag, $t_{\text{BV}} = h_2(K_2, \hat{x}_{P_{2,r}^{\text{sift}}})$, and sends t_{BV} to Alice. If $F_{\text{B}} = 0$, Bob sends a random string instead. Alice computes the verification tag, $\tilde{t}_{\text{BV}} = h_2(K_2, x_{P_{2,r}^{\text{sift}}})$. If the tags matches, Alice validates Bob, $D_{\text{BV}} = 1$.
 10. **Secret Key Generation and Label Update:** Alice decides whether to accept the round based on her parameter estimation and validation of Bob, i.e. $F_{\text{A}} = D_{\text{PE}} \wedge D_{\text{BV}}$. If Alice (resp. Bob) decides to perform key generation, $F_{\text{A}} = 1$ (resp. $F_{\text{B}} = 1$), she (resp. he) performs privacy amplification $K_{\text{A}} = h_{\text{PA}}(R, x_{P_{2,r}^{\text{sift}}})$ (resp. $K_{\text{B}} = h_{\text{PA}}(R, \hat{x}_{P_{2,r}^{\text{sift}}})$). If key generation is not performed, the labels are updated, i.e. if $F_{\text{A}} = 0$, Alice updates her label $\alpha = \beta + 1$ and if $F_{\text{B}} = 0$, Bob updates his label $\alpha' = \beta' + 1$.
-

III. PROTOCOL SECURITY

A. Security Conditions

QKD, while achieving the task of authenticated key exchange (AKE) [10], separates the message authentication and key exchange tasks completely, and combines their security using composability arguments. This makes it difficult to analyse the QAKE protocol proposed in the QKD security framework since (1) message authentication is only used in the final two communication steps, which may allow the adversary to alter the ordering of prior steps, and (2) the message authentication steps they are dual-use, such as the use of T_{BV} both to authentication Bob and check for matching bit strings (for correctness). As such, we adapt a recently proposed classical authenticated key exchange (AKE) framework [7], where the tasks of authentication

and key secrecy are defined and their relation made explicit.

We highlight several changes made to the classical AKE framework [7] to adapt the conditions to better fit the QAKE security model. These changes include: (1) Requiring mutual authentication instead of allowing anonymous key generation, (2) expanding the public-private key pair utilised to include matching private key pairs between different parties, (3) assuming Alice and Bob are honest, which simplifies some of the security conditions, and (4) replacing the assumption of a PPT adversary to an unbounded one, with ε to quantify the “negligible” probability in the security conditions. The resulting security requirements can be listed as

1. **Robustness:** In the absence of any adversary, the authentication should pass with high probability, i.e. $\Pr[F_{\text{A}} = F_{\text{B}} = 1] \geq 1 - \varepsilon_{\text{rob}}$.

2. **Explicit Entity Authentication:** When Alice accepts the QAKE round, $F_A = 1$, Bob must have accepted as well, $F_B = 1$. This condition on Alice, termed full explicit entity authentication, requires that $\Pr[F_A = 1, F_B \neq 1] \leq \varepsilon_{\text{EA},f}$. A similar condition, termed almost-full explicit entity authentication, requires that when Bob accepts the round, $F_B = 1$, Alice must have generated an identifier for the round, i.e. she is involved in the round, $F_A \neq \phi$. As such, the condition requires that $\Pr[F_A = \phi, F_B = 1] \leq \varepsilon_{\text{EA},af}$, with $\varepsilon_{\text{EA}} = \varepsilon_{\text{EA},af} + \varepsilon_{\text{EA},f}$.
3. **Match Security:** When sessions (i.e. Alice and Bob) are partnering (accepting and share a common session id), they will generate the same key, i.e. $\Pr[K_A \neq K_B, F_A = 1, F_B = 1] \leq \varepsilon_{\text{MS}}$.
4. **Key Secrecy:** When keys are generated by Bob, they should remain uniform and secret from the adversary, i.e. $\rho_{K_B E}$ is ε_{KS} -close to $\tau_{K_B} \otimes \rho_E$.

The property of explicit entity authentication highlights an observation, also discussed in the context of QKD [9, 11, 12], where the abort decision may not be shared by both Alice and Bob, and one party could choose to generate keys while the other does not. This condition is imposed on Alice and Bob differently. Since Alice is the receiver of the final authentication tag, when Bob accepts and sends this final tag, he is unable to guarantee that Alice will accept since this final tag can be modified by the adversary, as noticed also in Ref. [9]. We note that the match security condition matches the correctness condition in QKD. More detailed arguments for the selection of these security conditions are presented in Appendix B.

B. Reduction to Single-Round Security

The security of this multi-round protocol is defined by the satisfaction of the security conditions for every round, i.e. $\Delta(\mathcal{P}^i(\rho_0), \rho^{\text{out}})$ for all $i = 1, \dots, m$, where $\rho^{\text{out}} \in \mathcal{S}_{\text{out}}$ is an ideal output state satisfying the security conditions above. For simplicity, we reduce the multi-round analysis to a single-round security by defining a set of possible input state, \mathcal{S}_{in} , and a different set of ideal output state $\mathcal{S}'_{\text{out}}$. We note that the set of ideal output state here $\mathcal{S}'_{\text{out}} \supseteq \mathcal{S}_{\text{out}}$ would contain an additional condition that the privacy for the secrets that are utilised in the next round be maintained. If the protocol maps \mathcal{S}_{in} to $\mathcal{S}'_{\text{out}}$, and $\mathcal{S}'_{\text{out}} \subseteq \mathcal{S}_{\text{in}}$, an inductive argument can be made that the protocol is secure. This is presented formally as

Theorem 1. *Suppose we have the conditions:*

1. *The initial state is an ideal input state $\rho_0 \in \mathcal{S}_{\text{in}}$.*

2. *There exists an ideal output state which preserves any necessary secrets that is $\varepsilon_{\text{sec,int}}$ -close to the output state of a single protocol run \mathcal{P} , i.e. for any $\sigma \in \mathcal{S}_{\text{in}}$, there exists a state $\rho \in \mathcal{S}'_{\text{out}}$ such that*

$$\Delta(\mathcal{P}(\sigma), \rho) \leq \varepsilon_{\text{sec,int}}.$$

3. *The set of ideal output states is a subset of the set of ideal input states $\mathcal{S}'_{\text{out}} \subseteq \mathcal{S}_{\text{in}}$.*
4. *There exists an ideal output state that is ε_{sec} -close to the output state of a single protocol run \mathcal{P} , i.e. for any $\sigma \in \mathcal{S}_{\text{in}}$, there exists a state $\rho \in \mathcal{S}_{\text{out}}$ such that*

$$\Delta(\mathcal{P}(\sigma), \rho) \leq \varepsilon_{\text{sec}}.$$

Then, there exists $\rho_i \in \mathcal{S}_{\text{out}}$ such that for all $i \in [1, m]$,

$$\Delta(\mathcal{P}^i(\rho_0), \rho_i) \leq (i-1)\varepsilon_{\text{sec,int}} + \varepsilon_{\text{sec}}.$$

Proof. See Appendix B3. □

The theorem reduces the security analysis into the analysis of two single-round protocols, one for the final round (condition 4), and one for intermediate rounds (condition 2). Since the definition of $\mathcal{S}'_{\text{out}}$ contains an additional condition that the shared secrets should remain private, we can define a fifth security condition for the intermediate rounds:

5. **Shared Secrets Privacy:** The privacy of the set of shared secrets \mathcal{S}_{sec} should be maintained as necessary, i.e. the output state of $\mathcal{P}(\rho)$ should be ε_{SP} -close to an ideal state with the necessary shared secrets remaining private.

With this final security condition, we can compute the secrecy parameters $\varepsilon_{\text{sec,int}}$ and ε_{sec} from the respective security conditions,

Theorem 2. *Consider a protocol \mathcal{P} with an ideal input state $\rho_0 \in \mathcal{S}_{\text{in}}$. Then, overall protocol security is satisfied when the intermediate round security parameter is*

$$\varepsilon_{\text{sec,int}} = \varepsilon_{\text{EA}} + \varepsilon_{\text{MS}} + \varepsilon_{\text{KS}} + \varepsilon_{\text{SP}},$$

and the final round security parameter is

$$\varepsilon_{\text{sec}} = \varepsilon_{\text{EA}} + \varepsilon_{\text{MS}} + \varepsilon_{\text{KS}}.$$

Proof. See Appendix B4. □

C. Single-Round Security

To analyse the single-round security, we need to define the set of input states by determining the set of shared secrets to be kept private. We observe that the privacy amplification seed R and authentication key K_2 should always be secret between rounds, while

authentication masking keys $K_{1,i}^{\text{mask}}$ that will no longer be utilised (i.e. $i < \alpha, \alpha'$) can be traced out. However, the secrets $(K_1^h, K_{1,i}^{\text{mask}})$ cannot in general be guaranteed to remain private since T_{AV} would always be revealed to the adversary without an authentication check occurring prior to Alice's validation step. This would leak some information on $(K_1^h, K_{1,i}^{\text{mask}})$, which we quantify by allowing the adversary in later rounds to possess an oracle call to generate T_{AV} for any chosen message M prior to that protocol round. The set of ideal output are defined such that the ideal state satisfies the security requirements, and be a subset of the input states, $\mathcal{S}'_{\text{out}} \subseteq \mathcal{S}_{\text{in}}$. More details of the input and output states can be found in Appendix C 2.

The defined input and output state description satisfies conditions 1 and 3 in Thm. 1 trivially, while the remaining conditions are demonstrated in the theorem below, where we assume an ideal state preparation, $q_1 = 1$. A sketch of the security proof is provided below, with the full security proof presented in Appendix C.

Theorem 3. *The QAKE protocol \mathcal{P} is $(\varepsilon_{\phi 1} + \frac{1}{|\mathcal{T}_{BV}|}, \varepsilon_{\text{MAC},2}, \varepsilon'_{\text{KS}} + \varepsilon_{\mathcal{P}'}, \varepsilon'_{\text{SP},01,11} + \varepsilon_{\mathcal{P}'})$ -secure. The probability of $(F_A, F_B) = \phi 1$ event is*

$$\varepsilon_{\phi 1} = \varepsilon_{\text{MAC},1} + 2^{-P_{\text{tot}}^{\text{sift}}[1+h_{\text{bin}}(f_{P_1})]+\log_2(P_{\text{tot}}^{\text{sift}}+1)},$$

the penalty associated with shifting to an idealised protocol \mathcal{P}' is

$$\begin{aligned} \varepsilon_{\mathcal{P}'} &= 2(\varepsilon_{\text{MAC},1} + \varepsilon_{\text{MAC},2} + \varepsilon_{\text{ds}} + \varepsilon_{\text{SO}}) \\ \varepsilon_{\text{SO}} &= 2^{-P_{\text{tot}}^{\text{sift}}} + 2^{-N_{P_{2,1}}^{\text{tot}}} + 2^{-P_{\text{tot}}^{\text{sift}}h_{\text{bin}}(f_{P_1})+\log_2(P_{\text{tot}}^{\text{sift}}+1)}, \end{aligned}$$

the key secrecy parameter for the idealised protocol is

$$\varepsilon'_{\text{KS}} = 2\sqrt{2\varepsilon_{\text{serf},1}} + \frac{1}{2} \times 2^{-\frac{1}{2}[H' - l_{K_B}]},$$

the shared secrets privacy parameter for the idealised protocol when $F_B = 1$ is

$$\varepsilon'_{\text{SP},01,11} = 4\sqrt{2\varepsilon_{\text{serf},1}} + 2(\varepsilon_2 + \varepsilon_3) + \varepsilon_{\text{SP},\text{MAC},1} + \varepsilon_{\text{SP},\text{MAC},2}$$

$$\begin{aligned} \varepsilon_{\text{SP},\text{MAC},1} &= \sqrt{(|\mathcal{T}_{AV}|\varepsilon_{\text{MAC},1} - 1) + 2^{\log_2\left(\frac{2+\varepsilon_3}{\varepsilon_3|\mathcal{T}_{BV}|}\right)-H'}} \\ \varepsilon_{\text{SP},\text{MAC},2} &= \sqrt{(|\mathcal{T}_{BV}|\varepsilon_{\text{MAC},2} - 1) + 2^{\log_2\left(\frac{2}{\varepsilon_2}+1\right)-H'}}, \end{aligned}$$

where

$$H' = N_{P_2^{\text{sift},1}}^{\text{tot}}[1-h_{\text{bin}}(e'_{\text{ph,tol}})] - 2 - \log_2|\mathcal{T}_{AV}||\mathcal{T}_{BV}| - \text{leak}_{\text{EC}},$$

ε_2 and ε_3 are parameters to optimise over, $P_{\text{tot}}^{\text{sift}}$ is the minimum tolerated number of sifted rounds, ε_{ds} are errors associated with decoy state analysis, $N_{P_{2,1}}^{\text{tot}}$ is the minimum tolerated number of single-photon rounds in set P_2^{sift} , and $e'_{\text{ph,tol}}$ is the maximum tolerated single-photon phase error rate in set P_2^{sift} , and leak_{EC} is the information leakage due to error correction.

Proof Sketch. The explicit entity authentication security condition relies on the fact that when $F_A = \phi$ or $F_B \neq 1$, the respective tags T_{AV} and T_{BV} are not generated. As such, the adversary has to guess a correct message tag pair to trigger a ‘‘bad event’’. By the nature of the strong 2-universal hash function, the probability of a correct guess would be small.

The match security condition matches the correctness condition in QKD, and thus can be proven in a similar way. Bob's tag T_{BV} involves a hash of $\hat{X}_{P_2^{\text{sift}}}$, which has to be checked against the hash of $X_{P_2^{\text{sift}}}$. If the messages do not match (and thus the keys are mismatched as well), the probability of matching tags are small as well.

The proof for key secrecy is similar to that of QKD, where we seek to lower bound the smooth min-entropy $H_{\text{min}}^{\varepsilon_{\text{sm},1}}(\hat{X}_{P_2^{\text{sift}}}|\beta K_1^h K_2 K_{1,\beta}^{\text{mask}} E)$. This is performed after a series of switches of the authentication checks and decoy state check to ‘‘idealised’’ versions, which allows us to prove the smooth min-entropy lower bound using similar tools to QKD which assumes ideal message authentication.

Shared secrets privacy requires that necessary secrets remain private. The addition of the oracle access of $(K_1^h, K_{1,\beta}^{\text{mask}})$ can be shown to be a result of T_{AV} announcement when $\beta > \alpha'$. The main protection on K_2 and $(K_1^h, K_{1,\beta}^{\text{mask}})$ when the protocol succeeds and they are reused is based on the value of $\hat{X}_{P_2^{\text{sift}}}$ included as part of the message while generating tags T_{BV} and T_{AV} . Based on the ideal key privacy property [6] along with quantum leftover hash lemma [13], the overall hash function h_1 with mask and h_2 are $\varepsilon_{\text{MAC},1}$ and $\varepsilon_{\text{MAC},2}$ strong extractors respectively – preserving the secrecy of the authentication and mask keys K_2 and $(K_1^h, K_{1,\beta}^{\text{mask}})$. \square

The final condition to consider is the robustness of the protocol. The main sources of non-acceptance of the round would be either failure of the parameter estimation checks or error correction failure. We can use concentration bounds [14] to compute the probability of failure of the parameter estimation checks, which we label as $\varepsilon_{\text{ds,rob}}$ for terms associated with the decoy state checks, $\varepsilon_{\mathcal{E},P_1,\text{rob}}$ for the bit error check in set P_1 , and $\varepsilon_{\text{rob},P}$ for terms associated with bounding $|P|$ (bounds $P^{\text{tol}} \leq |P| \leq P^{\text{UB}}$). The error correction failures can either be due to the bit error rate in set P_2 exceeding some tolerance bound, or failure to correct for errors even within the tolerance bound. In the former case, knowing the bit error rate in set P_1 falls below $e_{\text{bit},1,\text{tol}}$, the probability that the error rate in set P_2 exceeding some tolerance value $e'_{\text{bit,tol}}$ can be computed based on the modified Serfling bound [15, 16], with failure probability $\varepsilon_{\text{serf},2}$. The failure probability of the latter case depends on the error correction protocol utilised, and we define the error probability as ε_{EC} for total communica-

tion $f_{\text{EC}} h_{\text{bin}}(e'_{\text{bit,tol}})$ during the error correction phase. As such, the overall robustness can be quantified by ε_{rob} ,

$$\varepsilon_{\text{rob}} = \varepsilon_{\text{rob},P} + \varepsilon_{\text{serf},2} + \varepsilon_{\text{ds,rob}} + \varepsilon_{\mathcal{E},P_1,\text{rob}} + \varepsilon_{\text{EC}}. \quad (1)$$

IV. NUMERICAL ANALYSIS

We analyse the performance of the QAKE protocol by simulating the length of keys generated based on Thm. 3. We assume a simple experimental model with Alice preparing decoy BB84 states, sending it through a channel with loss η , and Bob performing measurement in a random basis, i.e. with detection probability $p_{\text{det},\mu_j} = p_{\mu_j}(1 - e^{-\eta\mu_j})$. Additionally, Bob's detector is assumed to have zero dark counts. We fix $\mu_0 = 0.45$, $\mu_1 = 0.225$, $\mu_2 = 0$ as the decoy intensities, $p_{\mu_0} = 0.2$, $p_{\mu_1} = 0.6$ and $p_{\mu_2} = 0.2$ as their respective probabilities. We also fix the length of the authentication tags to be 80 bits each, with $\varepsilon_{\text{MAC},1} = \varepsilon_{\text{MAC},2} = 2^{-80}$, i.e. the authentication is 2-universal, allowing us to use the tighter bound for ε_{SP} shown in Thm. 16. The error correction is assumed to utilise 30% of the sifted bits.

The simulation is then performed by rearranging the result in Thm. 3, and optimising l_{K_B} over the splitting ratio (also size of test set) f_{P_1} , robustness and secrecy parameters (components of ε_{rob} and ε_{sec}) in Matlab, with other parameters fixed as described in the results. We choose the security parameter of each round of the protocol as $\varepsilon_{\text{sec}} = 10^{-15}$, which yields an overall protocol security of 10^{-6} when we allow it to run up to 10^9 rounds. The robustness parameter is chosen at $\varepsilon_{\text{rob}} = 10^{-10}$, and each round involves $N = 10^{10}$ signals being sent by Alice to Bob. The concentration bound used for robustness parameters is the tight bound on binomial distribution [14] due to i.i.d. state preparation noting independence of the detection probability on basis selection by fair sampling assumption. The concentration bound used for estimation of the expectation values, $\mathbb{E}[N_{\mu_v,P_i}]$, from the observed values, N_{μ_v,P_i} , associated with decoy state estimation (errors form part of decoy state related parameters ε_{ds}) is Kato's bound [17, 18]. The simulation results are shown in Fig. 3 for various QBER values Q .

V. EXPERIMENTAL VALIDATION

A. Experimental Setup

We validated our results by implementing the QAKE protocol on the ID Quantique Clavis XGR QKD systems, with the setup shown in Fig. 4. We connected Alice and Bob in a back-to-back configuration with an optical attenuator of 10 dB emulating a fiber distance of 45 km (0.22 dB km^{-1}). We also configured the intensity

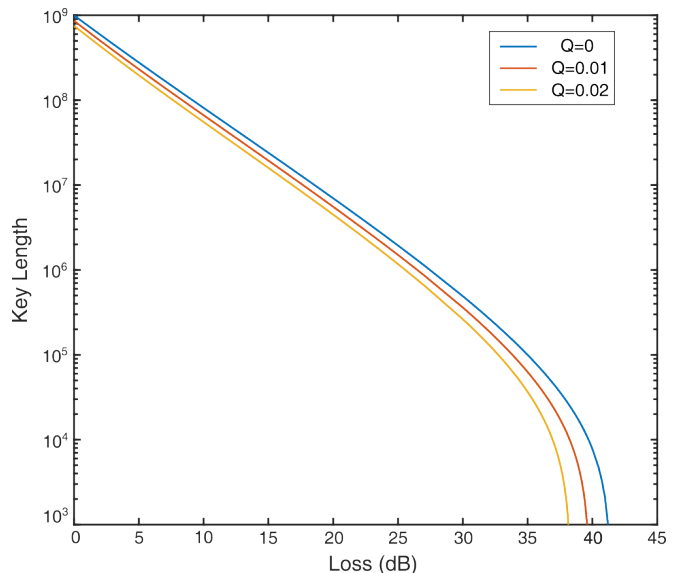


FIG. 3. Simulated key length for QAKE protocol at various signal loss values (including detector loss), various QBER values Q , with $N = 2 \times 10^{10}$ signals sent, $\varepsilon_{\text{rob}} = 10^{-10}$, and $\varepsilon_{\text{sec}} = 10^{-15}$. The authentication tag used is 80-bits, i.e. $|\mathcal{T}_{\text{AV}}| = |\mathcal{T}_{\text{BV}}| = 80$, and we assume the error correction to utilise 30% of the sifted bits. The system parameters are chosen to be $\mu_0 = 0.45$, $\mu_1 = 0.225$, $\mu_2 = 0$ as the decoy intensities, $p_{\mu_0} = 0.2$, $p_{\mu_1} = 0.6$ and $p_{\mu_2} = 0.2$ as their respective probabilities, and we assume the system to have zero dark counts.

$\mu_0 = 0.45$ and the probability of Alice selecting each basis to about 50%. The QKD systems provide QKD raw data, which includes the encoded qubit values from the transmitter (Alice) and the measured qubit values from the receiver (Bob) during the key exchange process. We collected the raw data using an Application Programming Interface (API) command in a text format, which was utilised to estimate the QBER and detection rate.

Due to the lack of a direct interface between the QKD system's raw data output and our FPGA, the post-processing of the raw data was performed offline (not in real-time). Firstly, to balance the basis detection rates, we performed post-selection of the data such that the detection probability in each basis is about 50%. Secondly, sifting is performed to ensure that Alice and Bob has matching basis. The data is then utilised to run the protocol in a software stack. This includes the use of Toeplitz hashing as the XOR two-universal hash function and as the two-universal hash function respectively for the authentication step and privacy amplification steps, and the use of a two-way *low-density parity-check* (LDPC) code for error correction. Details of the LDPC and Toeplitz hashing implementation are presented in the subsequent subsections.

We utilise similar parameters for authentication tag

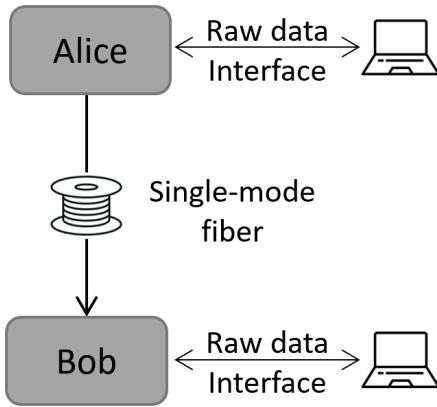


FIG. 4. Experimental setup implementing the protocol, with 10 dB of channel loss from a 45 km fiber (emulated with an optical attenuator). The quantum state preparation and measurement are performed by the ID Quantique Clavis XGR QKD systems, which outputs the relevant raw data (including state prepared and measurement outcomes). Post-selection is performed on the raw data to match the protocol requirements of having balanced (50%) detector basis choice. The remaining steps of the protocols are then simulated (including error correction, authentication tag generation and privacy amplification) using the post-selected data.

size as the numerical simulation, while the number of bits communicated for error correction is set to a maximum of 30% of the size of set P_2 (containing bits used for key generation) based on LDPC performance.

B. Toeplitz Hashing

Toeplitz hashing is implemented on a Virtex Ultra-scale+ XCVU9p *field programmable gate array* (FPGA), running at a clock frequency of 332 MHz. Due to the limitation of resources in FPGA, we decomposed the large Toeplitz matrix evenly into small submatrix multiplication steps [19]. We designed pipelined modules for Toeplitz submatrix construction, matrix multiplication and intermediate accumulation for processing 32 input bits from the FPGA interface on every clock cycle. The matrix construction module consists of a 32-bit wide FIFO that stores the large Toeplitz matrix, and a shift register that stores the submatrix. On every clock cycle, the submatrix is constructed by reading 32-bits from the FIFO and using it to shifting the register. Matrix multiplication is realized by bitwise-AND and XOR-reduction. An accumulation register performs bitwise-XOR for matrix multiplication outputs on each clock cycle, to generate the final output bits.

C. Error Correction

For error correction, we implemented a two-way *low-density parity-check* (LDPC) code on the same FPGA by adapting LDPC IP cores from Xilinx [8]. We used the following settings on the LDPC IP: base matrix choice $bg = 0$, syndrome length control $mb = 5$, codeword length controls $z_{set} = 5$ and $z_j = 5$, normalisation factor $sc_{idx} = 14$, and scaling $llr_{scale} = 14$. This results in a codeword size of 1188 bytes and syndrome size of 220 bytes. The LDPC IP core is designed for standard error correction usage (e.g. in 5G), where the syndrome is also sent through the channel and experiences the same error rate as the data, unlike in QAKE where the syndrome is assumed to be error-free. Let X be a 1188-byte data string (X' being Bob's data string), X_1 and X_2 be the first 968 bytes and last 220 bytes of data, and S be the syndrome. The adapted protocol we use is as follows:

1. For every 1188 bytes of data, Alice generates a 220-byte syndrome from the first 968 bytes of data, X_1 , and XOR the syndrome with X_2 , i.e. $S' = S \oplus X_2$.
2. Alice computes a 16-byte (128-bit) hash of the data string using SHA-256 (second half of the hash is discarded), $T = \text{SHA256}(X)$.
3. Alice sends S' and T to Bob.
4. Bob performs XOR of his last 220 bytes of data with the syndrome, i.e. $S'' = S' \oplus X_2'$. Note this is equivalent to introducing the error bits $X_2' \oplus X_2$ onto the syndrome, S'' .
5. Bob performs error correction with X_1' and S'' using the LDPC IP core, and obtains a corrected data string \hat{X}_1 and corrected syndrome \hat{S} .
6. Bob computes the correction on the second part of his data string, with $\hat{X}_2 = X_2' \oplus \hat{S} \oplus S'$.
7. Bob computes the hash of the corrected data string using SHA-256, $T' = \text{SHA256}(\hat{X})$, and compares it with the hash sent by Alice.
8. If the hash does not match, Bob will inform Alice to increase the syndrome length by 44 bytes, and send that additional 44 bytes to Bob.
9. Alice and Bob repeat steps 4 to 8 until the hash matches. If the syndrome length longer than the maximum transmission unit (MTU) size the FPGA can support ($mb = 10$, syndrome = 440 bytes, maximum of 6 rounds), Alice will simply reveal all 1188 bytes of data to Bob instead.

Based on our tests for a bit error rate of 2%, the LDPC code can almost always succeed with a sacrifice of at most 30% of the sifted bitstring.

TABLE I. Experimental results for three runs of the protocol with N number of signals sent (after post-selection) for each run. The detection probability per signal, p_{det} , and average bit error rate is computed from the measurement results. The key length is optimised over the various epsilon terms, including errors associated with decoy state method, ε_{ds} , and the modified Serfling bound error for single-photon bit error rate $\varepsilon_{\text{serf},1}$, with the optimal values presented here, for secrecy parameter $\varepsilon_{\text{sec}} = 10^{-15}$.

Run	N	p_{det}	QBER	Key Length	ε_{ds}	$\varepsilon_{\text{serf},1}$
1	2.04×10^{10}	1.03×10^{-4}	0.0196	1.77×10^5	1.30×10^{-16}	3.17×10^{-33}
2	2.36×10^{10}	1.03×10^{-4}	0.0202	2.13×10^5	1.29×10^{-16}	3.24×10^{-33}
3	2.13×10^{10}	1.03×10^{-4}	0.0203	2.13×10^5	1.30×10^{-16}	3.20×10^{-34}

D. Experimental Results

We run the protocol a total of three separate times, and fix a testing probability of 25 %, which is close to the optimal testing probability at the same transmission range in the numerical simulation. Table I show the results obtained for the various runs. All three runs recorded around 2×10^{10} signals sent after post-selection, with an average bit error rate of 2 % and key length of 2×10^5 . This is roughly in line with the simulated results for an ideal setting presented in Fig. 6.

VI. DISCUSSION

We presented a QAKE protocol that incorporates entity authentication with key generation. It compresses the authentication steps to the last two communication rounds to reduce authentication cost. The protocol is also designed to allow for key recycling, where the authentication keys and masking keys need not be refreshed after each protocol round. Key recycling can be useful for applications since communication overhead from the sharing of the refreshed secrets by the server (e.g. between all remote access servers) can be removed when the protocol passes.

Open Problems: There are some limitations to the presented protocol and security analysis, which can open up areas that can be explored in the future.

An interesting area to explore is the expansion of QAKE or QKD to achieve other tasks within the classical AKE framework. For instance, classical AKE can allow for anonymous key exchange by not requiring mutual authentication for all parties (perhaps necessary only to authenticate the client but not for the client to authenticate the server), or allow for client-server authentication (without key generation). Such expansion of tasks may require protocol changes that can be informed by the modifications within the classical AKE framework, which is well-studied by the classical cryptography community.

It is also worthwhile to have a more comprehensive AKE framework that incorporates both classical and quantum AKE. This brings the analysis closer to a

practical setting, where both classical authentication and key exchange methods may live with QAKE and other quantum protocols. Analysing the interplay between these protocols and their respective guarantees can provide insight into how these diverse systems can be incorporated in practice, and allow us to understand the types of attacks and risks we should consider in QKD or QAKE design. Moreover, such an endeavour can build a common language with classical cryptography that would make QKD or similar quantum cryptographic protocol security more accessible.

Additional Results: Incorporating authentication into QKD is not the only method of developing QAKE protocols. It is also possible to begin with authentication protocols and end up with QAKE protocols by integrating key exchange. We developed a QAKE protocol from the authentication protocol by Fehr et. al. [6], which utilises pre-shared pseudorandom basis. This result is presented in Appendix D, alongside a formal analysis of the use of pseudorandom basis in decoy state BB84 in Appendix E necessary for the security analysis. Inspired by the single-round authentication achieved by Fehr et. al. [6], we also developed a two-round (one challenge and one response) client authentication protocol that is secure in the practical setting (with channel loss, noise and multi-photon events). This result is presented in Appendix F.

ACKNOWLEDGMENTS

This paper was prepared for informational purposes by the Global Technology Applied Research center of JP-Morgan Chase & Co. This paper is not a product of the Research Department of JPMorgan Chase & Co. or its affiliates. Neither JPMorgan Chase & Co. nor any of its affiliates makes any explicit or implied representation or warranty and none of them accept any liability in connection with this paper, including, without limitation, with respect to the completeness, accuracy, or reliability of the information contained herein and the potential legal, compliance, tax, or accounting effects thereof. This document is not intended as investment research or investment advice, or as a recommendation, offer, or solicitation for the purchase or sale of any security, financial instrument, financial product or service, or to be used in

any way for evaluating the merits of participating in any transaction.

-
- [1] R. L. Rivest, A. Shamir, and L. Adleman, A method for obtaining digital signatures and public-key cryptosystems, *Communications of the ACM* **21**, 120–126 (1978).
- [2] P. Shor, Algorithms for quantum computation: discrete logarithms and factoring, in *Proceedings 35th Annual Symposium on Foundations of Computer Science* (1994) pp. 124–134.
- [3] E. Barker, *Recommendation for Key Management: Part 1 – General*, Standard (National Institute of Standards and Technology, Washington, D.C., 2020).
- [4] M. Aelmans, G. Grammel, S. Joseph, S. Mukhopadhyay, P. Saha, R. Sinha, and A. Surendran, Juniper networks (2023), https://www.juniper.net/documentation/en_US/day-one-books/DayOne-Quantum-safeIPsec-2.pdf.
- [5] Fortinet (2023), <https://docs.fortinet.com/document/fortigate/7.4.0/new-features/775314/ipsec-key-retrieval-with-a-qkd-system-using-the-etsi-standardized-api-7-4-2>.
- [6] S. Fehr and L. Salvail, Quantum authentication and encryption with key recycling, in *Advances in Cryptology – EUROCRYPT 2017*, edited by J.-S. Coron and J. B. Nielsen (Springer International Publishing, Cham, 2017) pp. 311–338.
- [7] C. D. de Saint Guilhem, M. Fischlin, and B. Warinschi, Authentication in key-exchange: Definitions, relations and composition, in *2020 IEEE 33rd Computer Security Foundations Symposium (CSF)* (2020) pp. 288–303.
- [8] Advanced Micro Devices, Ldpc encoder/decoder, <https://www.xilinx.com/products/intellectual-property/ef-di-ldpc-enc-dec.html>.
- [9] E. O. Kiktenko, A. O. Malyshev, M. A. Gavreev, A. A. Bozhedarov, N. O. Pozhar, M. N. Anufriev, and A. K. Fedorov, Lightweight authentication for quantum key distribution, *IEEE Transactions on Information Theory* **66**, 6354 (2020).
- [10] M. Mosca, D. Stebila, and B. Ustaoglu, Quantum key distribution in the classical authenticated key exchange framework, in *Post-Quantum Cryptography*, edited by P. Gaborit (Springer Berlin Heidelberg, Berlin, Heidelberg, 2013) pp. 136–154.
- [11] C. Portmann, Key recycling in authentication, *IEEE Transactions on Information Theory* **60**, 4383 (2014).
- [12] C. Portmann and R. Renner, Security in quantum cryptography, *Reviews of Modern Physics* **94**, 025008 (2022).
- [13] M. Tomamichel, C. Schaffner, A. Smith, and R. Renner, Leftover hashing against quantum side information, *IEEE Transactions on Information Theory* **57**, 5524 (2011).
- [14] A. M. Zubkov and A. A. Serov, A complete proof of universal inequalities for the distribution function of the binomial law, *Theory of Probability & Its Applications* **57**, 539 (2013).
- [15] M. Tomamichel, C. C. W. Lim, N. Gisin, and R. Renner, Tight finite-key analysis for quantum cryptography, *Nature Communications* **3**, 634 (2012).
- [16] M. Curty, F. Xu, W. Cui, C. C. W. Lim, K. Tamaki, and H.-K. Lo, Finite-key analysis for measurement-device-independent quantum key distribution, *Nature Communications* **5**, 3732 (2014).
- [17] G. Kato, Concentration inequality using unconfirmed knowledge (2020), arXiv:2002.04357 [math.PR].
- [18] G. Currás-Lorenzo, Álvaro Navarrete, K. Azuma, G. Kato, M. Curty, and M. Razavi, Tight finite-key security for twin-field quantum key distribution, *npj Quantum Information* **7**, 22 (2021).
- [19] X. Zhang, Y.-Q. Nie, H. Liang, and J. Zhang, Fpga implementation of toeplitz hashing extractor for real time post-processing of raw random numbers, in *2016 IEEE-NPSS Real Time Conference (RT)* (2016) pp. 1–5.
- [20] M. Tomamichel, *Quantum Information Processing with Finite Resources*, SpringerBriefs in Mathematical Physics (Springer Cham, 2015).
- [21] M. Doosti, M. Delavar, E. Kashefi, and M. Arapinis, A unified framework for quantum unforgeability (2021), arXiv:2103.13994 [quant-ph].
- [22] D. Stinson, Universal hashing and authentication codes, *Designs, Codes and Cryptography* **4**, 369 (1994).
- [23] P. Rogaway, Bucket hashing and its application to fast message authentication, *Journal of Cryptology* **12**, 91 (1999).
- [24] J. L. Carter and M. N. Wegman, Universal classes of hash functions, *Journal of Computer and System Sciences* **18**, 143 (1979).
- [25] M. Tomamichel and A. Leverrier, A largely self-contained and complete security proof for quantum key distribution, *Quantum* **1**, 14 (2017).
- [26] J. Katz and Y. Lindell, *Introduction to Modern Cryptography, Second Edition*, 2nd ed. (Chapman & Hall/CRC, 2014).
- [27] M. Bellare, A. Desai, E. Jorjipii, and P. Rogaway, A concrete security treatment of symmetric encryption, in *Proceedings 38th Annual Symposium on Foundations of Computer Science* (1997) pp. 394–403.
- [28] Y. Dodis, D. Pointcheval, S. Ruhault, D. Vergniaud, and D. Wichs, Security analysis of pseudo-random number generators with input: /dev/random is not robust, in *Proceedings of the 2013 ACM SIGSAC Conference on Computer & Communications Security, CCS '13* (Association for Computing Machinery, New York, NY, USA, 2013) p. 647–658.
- [29] C. Brzuska, M. Fischlin, B. Warinschi, and S. C. Williams, Composability of bellare-rogoway key exchange protocols, in *Proceedings of the 18th ACM Conference on Computer and Communications Security, CCS '11* (Association for Computing Machinery, New York, NY, USA, 2011) p. 51–62.
- [30] C. C. W. Lim, M. Curty, N. Walenta, F. Xu, and H. Zbinden, Concise security bounds for practical decoy-state quantum key distribution, *Physical Review A* **89**, 022307 (2014).
- [31] T. M. Cover and J. A. Thomas, Information theory and statistics, in *Elements of Information Theory* (John Wiley & Sons, Ltd, 2005) Chap. 11, pp. 347–408.
- [32] W.-Y. Hwang, Quantum key distribution with high loss: Toward global secure communication, *Physical Review Letters* **91**, 057901 (2003).

- [33] H.-K. Lo, X. Ma, and K. Chen, Decoy state quantum key distribution, *Physical Review Letters* **94**, 230504 (2005).
- [34] X. Ma, B. Qi, Y. Zhao, and H.-K. Lo, Practical decoy state for quantum key distribution, *Physical Review A* **72**, 012326 (2005).
- [35] C. H. Bennett and G. Brassard, Quantum cryptography: Public key distribution and coin tossing, *Theoretical Computer Science* **560**, 7 (2014).
- [36] M. Dworkin, E. Barker, J. Nechvatal, J. Foti, L. Bassham, E. Roback, and J. Dray, Advanced encryption standard (aes) (2001).
- [37] A. S. Trushechkin, P. A. Tregubov, E. O. Kiktenko, Y. V. Kurochkin, and A. K. Fedorov, Quantum-key-distribution protocol with pseudorandom bases, *Physical Review A* **97**, 012311 (2018).
- [38] A. B. Price, J. G. Rarity, and C. Erven, A quantum key distribution protocol for rapid denial of service detection, *EPJ Quantum Technology* **7**, 8 (2021).
- [39] V. T. Hoang and Y. Shen, Security analysis of nist ctrdrbg, in *Advances in Cryptology – CRYPTO 2020*, Vol. 12170 (Springer, Cham, 2020).
- [40] E. Barker and J. Kelsey, *Recommendation for Random Number Generation Using Deterministic Random Bit Generators*, Standard (National Institute of Standards and Technology, Washington, D.C., 2015).
- [41] X. Xue and N. Calabretta, Nanosecond optical switching and control system for data center networks, *Nature Communications* **13**, 2257 (2022).
- [42] Y.-K. Yeo, Z. Xu, C.-Y. Liaw, D. Wang, Y. Wang, and T.-H. Cheng, A 448×448 optical cross-connect for high-performance computers and multi-terabit/s routers, in *Optical Fiber Communication Conference* (Optica Publishing Group, 2010) p. OMP6.
- [43] M. Tomamichel and R. Renner, Uncertainty relation for smooth entropies, *Physical Review Letters* **106**, 110506 (2011).
- [44] J. M. Renes and R. Renner, One-shot classical data compression with quantum side information and the distillation of common randomness or secret keys, *IEEE Transactions on Information Theory* **58**, 1985 (2012).
- [45] R. König, R. Renner, and C. Schaffner, The operational meaning of min- and max-entropy, *IEEE Transactions on Information Theory* **55**, 4337 (2009).
- [46] M. Tomamichel, R. Colbeck, and R. Renner, Duality between smooth min- and max-entropies, *IEEE Transactions on Information Theory* **56**, 4674 (2010).
- [47] M. Mitzenmacher and E. Upfal, *Probability and Computing: Randomization and Probabilistic Techniques in Algorithms and Data Analysis*, 2nd ed. (Cambridge University Press, USA, 2017).

Appendix A: Preliminaries

1. Quantum Systems

The state of a generic quantum system A can be represented by a density matrix ρ_A . For a classical random variable Y that takes on values $y \in \mathcal{Y}$ according to probability distribution p_y , it can be expressed as a quantum state $\rho_Y = \sum_{y \in \mathcal{Y}} p_y \tilde{\Pi}_Y^y$, where $\tilde{\Pi}_Y^y = |y\rangle\langle y|_Y$ for simplicity. Note that we typically represent random variables as capital letters, e.g. Y , while small letters denote a particular value that the random value can take, e.g. y . Two special classical states are the uniformly distributed system, with $p_y = \frac{1}{|\mathcal{Y}|}$ represented by τ_Y , and the uniformly distributed systems with matching values, $\tilde{\tau}_{YY'}$, where $p_y = \frac{1}{|\mathcal{Y}|}$ and $y = y'$ for all $y, y' \in \mathcal{Y}$. A classical-quantum state with classical random variable A and quantum subsystem B can be expressed as

$$\rho_{AB} = \sum_b p_b \tilde{\Pi}_B^b \otimes \rho_B^a,$$

where ρ_B^a is the quantum state of subsystem B conditioned on $A = a$. We label a quantum channel that maps inputs I to output O , with fixed inputs a by $\mathcal{E}_{I \rightarrow O}^a$. The symbol \mathcal{E} is used to label quantum channels controlled by an adversary while letters $\mathcal{A}, \mathcal{B}, \mathcal{C}$ are used to label quantum channels corresponding to actions by honest or hypothetical parties. We label a quantum measurement on system A with outcome $X = x$ by the general measurement operator F_A^x , with corresponding positive operator-value measure (POVM) $\Pi_A^x = (F_A^x)^\dagger F_A^x$. For projections onto an orthonormal basis, the POVMs (also general measurement operators) are expressed as projectors, $\{\tilde{\Pi}_Y^y\}_{y \in \mathcal{Y}}$.

2. Quantum Information Theory

We use the trace distance measure to measure the distinguishability of two quantum systems ρ and σ ,

$$\Delta(\rho, \sigma) := \frac{1}{2} \|\rho - \sigma\|_1, \quad (\text{A1})$$

where $\|\cdot\|_1$ is the trace norm. Another useful distance measure is the purified distance, $P(\rho, \sigma)$, which can be bounded by the trace distance, $P(\rho, \sigma) \leq \sqrt{2\Delta(\rho, \sigma)}$. The min-entropy of a quantum state is defined as [20]

$$H_{\min}(A|E)_{\rho_{AE}} := \sup\{\lambda \in \mathbb{R}, \sigma_B : \rho_{AE} \leq 2^{-\lambda} \mathbb{I}_A \otimes \sigma_B\}, \quad (\text{A2})$$

with max-entropy defined as a min-entropy through the duality relation, $H_{\max}(A|B)_\rho := -H_{\min}(A|E)_\rho$ for pure ρ_{ABE} . The smooth min- and max-entropy are defined as

$$\begin{aligned} H_{\min}^\varepsilon(A|E)_{\rho_{AE}} &:= \max_{\substack{\rho'_{AE}: \text{Tr}[\rho'_{AE}] \leq 1, \\ P(\rho_{AE}, \rho'_{AE}) \leq \varepsilon}} H_{\min}(A|E)_{\rho'_{AE}} \\ H_{\max}^\varepsilon(A|E)_{\rho_{AE}} &:= \min_{\substack{\rho'_{AE}: \text{Tr}[\rho'_{AE}] \leq 1, \\ P(\rho_{AE}, \rho'_{AE}) \leq \varepsilon}} H_{\max}(A|E)_{\rho'_{AE}} \end{aligned} \quad (\text{A3})$$

3. Worse Case Scenario

In general, the quantum states we describe are of the form $\rho_{AB} = \mathcal{E}(\sigma_{AB})$, where \mathcal{E} is a quantum channel controlled by the adversary. As such, when we consider the trace distance with such a state with a target form of the state, e.g. an ideal state $\tau_A \otimes \rho_B$ (with A uniform and independent from B), we refer to the maximum trace distance over all possible channels,

$$\Delta(\rho_{AB}, \tau_A \otimes \rho_B) = \max_{\mathcal{E} \in \mathcal{S}} \Delta(\mathcal{E}(\sigma_{AB}), \tau_A \otimes \text{Tr}_A[\mathcal{E}(\sigma_{AB})]), \quad (\text{A4})$$

where \mathcal{S} is some set of allowed quantum channels that can be implemented by the adversary. We call $\rho'_{AB} = \mathcal{E}'(\sigma_{AB})$ a worse-case event of ρ_{AB} , labelled by $\rho_{AB} \subseteq \rho'_{AB}$, if the set of possible \mathcal{E}' channels, \mathcal{S}' , is a superset of \mathcal{S} , i.e. $\mathcal{S} \subseteq \mathcal{S}'$. The trace distance for the worse-case event would be an upper bound of the original trace distance,

$$\Delta(\rho_{AB}, \tau_A \otimes \rho_B) \leq \Delta(\rho'_{AB}, \tau_A \otimes \rho_B), \quad (\text{A5})$$

since the optimal \mathcal{E} is a valid quantum channel in set \mathcal{S} and therefore also in \mathcal{S}' . We can similarly consider the smooth min-entropy of such a state, where we refer to the minimum value,

$$H_{\min}^\varepsilon(A|B)_{\rho_{AB}} = \min_{\mathcal{E} \in \mathcal{S}} H_{\min}^\varepsilon(A|B)_{\mathcal{E}(\sigma_{AB})}. \quad (\text{A6})$$

If $\rho_{AB} \subseteq \rho'_{AB}$, then we similarly have $H_{\min}^\varepsilon(A|B)_{\rho_{AB}} \geq H_{\min}^\varepsilon(A|B)_{\rho'_{AB}}$, where the worse case state has a smaller min-entropy.

4. Two-Universal Hash Functions

For information-theoretic authentication schemes constructed from universal hash functions, a client generates a valid tag from the hash function with an authentication key and the message, which is then verified by a server with the same hash function and authentication key. We note that there are alternative frameworks of authentication with quantum access to the hash function based on unforgeability [21], but we assume here that only classical access to the hash function is allowed, given that the adversary in our proposed protocols has no direct access to the hash function. Utilising a ε -almost strong 2-universal hash function prevents message tampering,

Definition 1 (ε -almost strong 2-universal hash function [11, 22]). *A family of hash functions $\{h(k, \cdot) : \mathcal{X} \rightarrow \mathcal{T}\}_{k \in \mathcal{K}}$ is ε -almost strongly 2-universal if for all $x_1, x_2 \in \mathcal{X}$ and $x_1 \neq x_2$, and all $t_1, t_2 \in \mathcal{T}$,*

$$\frac{1}{|\mathcal{K}|} \sum_{k \in \mathcal{K}} \Pr[h(k, x_1) = t_1 \wedge h(k, x_2) = t_2] \leq \frac{\varepsilon}{|\mathcal{T}|},$$

and

$$\frac{1}{|\mathcal{K}|} \sum_{k \in \mathcal{K}} \Pr[h(k, x) = t] = \frac{1}{|\mathcal{T}|}.$$

An ε -almost strong 2-universal hash function h can be formed from an ε -almost XOR 2-universal hash function h' where the average probability of $h'(k, x_1) \oplus h'(k, x_2) = t$ for any t is bounded by ε [23], and a authentication masking key (used as a one-time pad), $h(k, x) = h'(k^h, x) \oplus k^{\text{mask}}$ [11, 24]. A weaker notion of universality can be defined, where an ε -almost 2-universal hash function refers to one where the average probability of $h(x_1) = h(x_2)$ is bounded by ε [13].

It is clear that if the authentication masking key is never used again after the hash is performed, K^h remains secure and tag T appears as a random string to the adversary,

Theorem 4. Let h' be a ε -almost XOR 2-universal hash function with authentication key K^h , and $h(k, x) = h'(k^h, x) \oplus k^{\text{mask}}$, with a fully random masking string K^{mask} . Consider an adversary which was provided with a valid message-tag pair (x, t) , and the honest party which discards (trace away) K^{mask} (i.e. K^{mask} acts as a one-time pad). The seed K^h remains private, in the sense that

$$\rho_{K^h X T E} = \tau_{K^h} \otimes \tau_T \otimes \rho_{X E}.$$

A property of ε -almost 2-universal hash functions that is useful is that they are strong extractors. This is demonstrated from the quantum leftover hash lemma (QLHL) [13, 25],

Theorem 5 (Quantum leftover hash lemma). Let h be a ε -almost 2-universal hash function with key K . Consider a protocol which begins with state $\tau_K \otimes \rho_{X E}$, and the hash is computed as $Y = h(K, X)$. Then, for any $\varepsilon_{\text{sm}} \geq 0$ and $\varepsilon' > 0$,

$$\Delta(\rho_{Y K E}, \tau_Y \otimes \tau_K \otimes \rho_E) \leq 2\varepsilon_{\text{sm}} + 2\varepsilon' + \sqrt{2^l \varepsilon - 1 + 2^{l - H_{\min}^{\varepsilon_{\text{sm}}}(X|E) + \log_2(\frac{2}{\varepsilon'} + 1)}},$$

where $l = |Y|$ is the length of tag Y . We call the hash function a δ -strong extractor, where δ matches the RHS of the inequality. If h is instead 2-universal, then

$$\Delta(\rho_{Y K E}, \tau_Y \otimes \tau_K \otimes \rho_E) \leq 2\varepsilon_{\text{sm}} + \frac{1}{2} \times 2^{-\frac{1}{2}[H_{\min}^{\varepsilon_{\text{sm}}}(X|E) - l]}.$$

5. Pseudorandom Number Generation

The security of cryptographically-secure PRNGs are defined by the probability that any distinguishing protocol with limited resources can distinguish between the PRNG output and an ideal random number generator (IRNG) output [26]. We can consider quantum adversaries in general since the QAKE protocol involves quantum steps. Since we define our protocol with seed size that we utilise in the experiment, we adopt a more concrete security definition with resources t [27, 28] (e.g. time) instead of presenting security against quantum polynomial-time (QPT) adversaries.

Definition 2 (Quantum-secure PRNG). A pseudorandom number generator (PRNG) is a function $G^{\text{PRNG}} : \mathcal{K} \rightarrow \mathcal{Y}$ that takes as input a seed $k \in \mathcal{K}$ with length l and outputs a bit string $y \in \mathcal{Y}$ with length n , where $l < n$. A (l, n) -standard PRNG is (t, ε) quantum-secure if for any quantum algorithm \mathcal{A}_D^t constrained by some resources t with output D , the PRNG equipped with a random seed $G_{\mathcal{K}}^{\text{PRNG}}$ is indistinguishable from an ideal random number generator G^{IRNG} that samples random numbers r uniformly at random from \mathcal{Y} ,

$$\left| \Pr[\mathcal{A}_D^{G_{\mathcal{K}}^{\text{PRNG}}, t} = 1] - \Pr[\mathcal{A}_D^{G^{\text{IRNG}}, t} = 1] \right| \leq \varepsilon.$$

One important property of the PRNG is the difficulty in guessing the seed of the PRNG when given partial information of the output, which can only succeed with a small probability $\varepsilon_{\text{guess}}$, as summarised below.

Theorem 6. Consider a scenario where a random number $y \in \{0, 1\}^n$ is prepared from a $(t', \varepsilon_{\text{PRNG}})$ -quantum-secure PRNG with a random seed k of length l with security parameter $\varepsilon_{\text{PRNG}}$, i.e. $y = G^{\text{PRNG}}(k)$, and a n -bit bit string z , with $\Pr[z_i = 1] = p_1$, for $i = 1, \dots, n$, with $n > 2l$. Suppose an adversary is provided with $y_{z=1} := \{y_i : z_i = 1\}$, G^{PRNG} and z , and is tasked to guess the seed k . When $t' \geq t + t_{\text{SG, PR}}$, the probability that any quantum adversary with resource upper bounded by t can correctly guess k is bounded by

$$\Pr[\hat{k} = k] \leq \varepsilon_{\text{guess}}$$

where $\varepsilon_{\text{guess}} \leq \varepsilon_{\text{PRNG}} + 2^{-n+l}$, and $t_{\text{SG, PR}}$ is the total resources required for generating string z and generating y from a master key using the PRNG.

Proof. We start with noting that correctly guessing the seed allows one to guess all the outcomes y from the PRNG. If there is an algorithm which can guess the seed from the set $y_{z=1}$, it can be used to distinguish whether a string $y \in \{0, 1\}^n$ is being generated from a PRNG or from an IRNG. Therefore, it will violate the security of the $(t', \varepsilon_{\text{PRNG}})$ -PRNG.

Suppose for contradiction that an algorithm \mathcal{A} with resources t is able to guess the seed k correctly with probability at least $\varepsilon_{\text{guess}} > 2^{-l}$ (note $\varepsilon_{\text{guess}} \leq 2^{-l}$ is trivially achievable with random guess), i.e.,

$$\Pr[\mathcal{A}(y_{z=1}) = k] > \varepsilon_{\text{guess}}. \tag{A7}$$

We construct an algorithm $\hat{\mathcal{A}}$ that distinguishes $G^{\text{PRNG}}(k)$ from G^{IRNG} as follows:

1. Upon receiving a string $y \in \{0, 1\}^n$, it generates a string $z = z_1 \dots z_n$, where $z_i \in \{0, 1\}$, and $\Pr[z_i = 1] = p_1$, for all $i \in \{1, \dots, n\}$.
2. From z , and y , it constructs the set $y_{z=1}$, and feed it to the algorithm \mathcal{A} to guess the seed. Suppose $\mathcal{A}(y_{z=1}) = \hat{k}$.
3. If $G^{\text{PRNG}}(\hat{k}) = y$, the algorithm returns 1, indicating y is being generated via a PRNG.
4. Otherwise, the algorithm returns 0, indicating y is sampled via an IRNG.

The additional resources required for the generation of string z and generation of y from the master key guess \hat{k} is defined as $t_{SG,PR}$. As such, $\hat{\mathcal{A}}$ requires $t + t_{SG,PR}$ resources.

When the protocol is implemented on the PRNG, it is clear that if the guess of \hat{k} is correct, i.e. $\hat{k} = k$, the algorithm returns 1. Therefore,

$$\Pr\left[\hat{\mathcal{A}}^{G^{\text{PRNG}}, t+t_{SG,PR}} = 1\right] > \varepsilon_{\text{guess}}.$$

When the protocol is implemented on an IRNG, the range of G^{PRNG} is limited by the size of the seed, 2^l . For any y outside the range of G^{PRNG} , it is clear that $G^{\text{PRNG}}(k) \neq y$ for any k , and $\hat{\mathcal{A}}^{G^{\text{IRNG}}, t+t_{SG,PR}}$ returns 0. Therefore, for uniformly generated $y \in \{0, 1\}^n$,

$$\Pr\left[\hat{\mathcal{A}}^{G^{\text{IRNG}}, t+t_{SG,PR}} = 1\right] \leq 2^{-n+l}.$$

Given the condition that $n > 2l$ and $\varepsilon_{\text{guess}} > 2^{-l}$, the IRNG term is smaller and the ability of $\hat{\mathcal{A}}$ to distinguish between the PRNG and IRNG is then

$$\left|\Pr\left[\hat{\mathcal{A}}^{G^{\text{PRNG}}, t+t_{SG,PR}} = 1\right] - \Pr\left[\hat{\mathcal{A}}^{G^{\text{IRNG}}, t+t_{SG,PR}} = 1\right]\right| > \varepsilon_{\text{guess}} - 2^{-n+l}.$$

According to the definition of the PRNG, $\left|\Pr\left[\hat{\mathcal{A}}_D^{G^{\text{PRNG}}, t'} = 1\right] - \Pr\left[\hat{\mathcal{A}}_D^{G^{\text{IRNG}}, t'} = 1\right]\right| \leq \varepsilon_{\text{PRNG}}$. Since $t' \geq t + t_{SG,PR}$, the bound holds in particular for algorithm $\hat{\mathcal{A}}^{G^{\text{PRNG}}, t+t_{SG,PR}}$. Therefore, when $\varepsilon_{\text{guess}} - 2^{-n+l} = \varepsilon_{\text{PRNG}}$, we encounter a contradiction and $\Pr\left[\hat{k} = k\right] \leq \varepsilon_{\text{guess}} = \varepsilon_{\text{PRNG}} + 2^{-n+l}$. \square

Appendix B: QAKE Security Definition

We seek to incorporate standard QKD with authentication security in a QAKE security framework, which utilises the same terminology and tools as a classical AKE framework. Here, we present only the main points of the classical AKE framework relevant in the context of QKD, and we refer the reader to Ref. [7] for more details on the classical AKE framework.

1. Security Model

We begin by first examining the security model of QAKE, based off the QKD security model and authentication requirements before linking the model to the classical AKE framework. QAKE adopts a security model where the target key generation partner is between honest Alice and Bob, with an adversary (or eavesdropper) present in their communication channel that could seek to impersonate either party or steal the shared keys between Alice and Bob. The protocol can be generalised to multiple parties, with any pre-shared secrets used for authentication being shared pairwise. In general, the protocol involve input registers S representing the pre-shared secrets (e.g. authentication keys), L for any labels (e.g. to indicate the secret to use), with E labelling any side-information of the adversary. After the protocol, the output would include $F_A F_B$, which represent the respective parties' choice: (1) $F = \phi$ representing that it is not involved in the round, (2) $F = 0$ representing that it chose not to authenticate the other party, and (3) $F = 1$ representing that it chose to authenticate the other party. It would also output keys K_A and K_B respectively if $F_A = 1$ and $F_B = 1$ (Note that this can in principle be decoupled – i.e. parties can choose to authenticate, but not generate keys, but we couple them for simplicity). Otherwise, it would output \perp signalling that no secure keys are generated.

The classical AKE framework is broader in its model, examining multiple parties, each with its own unique identity. While classical AKE do not require all parties to provide information for other parties to authenticate its identity (to provide for instances where anonymous key generation is acceptable), we require mutual authentication for the QAKE protocol, i.e. setting the set of parties that need to provide authentication information to be the set of all parties. During protocol runs, each party can set up local sessions, labelled by $l = (i, j, k)$, with its identity i (e.g. Alice), intended peer j (e.g. Bob), and session number k between the parties. The parties are assumed to hold public-private key pairs (pk_i, sk_i) for authentication purposes. For QAKE, we generalize to allow for the use of symmetric keys by having parties hold “matching keys” mk_i instead, which can either contain sk_i for symmetric keys or pk_i for public keys¹. We note also that the corresponding peers should hold the corresponding matching key mk_i that allows them to authenticate party i .

During the protocol run, the adversary is present in the network between all parties, and is able to interfere with the communication, e.g. delay, redirect or alter messages. In addition, the adversary is in general allowed to call on the session to reveal the session key and corrupt any party, which forces the reveal of the party’s secret keys sk_i . We note that the security conditions (e.g. key secrecy) will impose conditions (e.g. party not corrupted) on the use of such attacks. For QAKE, since Alice and Bob are assumed to be honest, the reveal of the session key, along with corrupting of Alice and Bob is disallowed.

During the protocol or at the end of the protocol, various outputs or information would be present with the local sessions. These are:

1. Session acceptance: Indicates if a party has accepted or rejected the session. If a party is not involved, the session acceptance is maintained as \perp . This matches exactly the choice $F_A F_B$ of the QAKE protocol.
2. Keys: The session outputs keys, which is set to \perp unless the session is accepted – matching $K_A K_B$ in QAKE.
3. Session identifier: Initialized as \perp , and changed to other values when the session is accepted. This value is meant to identify sessions that are partners – sessions with same session identifier are partners (note that they have to both accept the session). This value is implicitly part of QAKE protocols, where Alice’s and Bob’s generated sessions are partners. To explicitly include the identifier, one can simply modify the local session label l to an identifier, e.g. setting identifier as (i, j, k) if $i < j$ and (j, i, k) otherwise, or include a random string that is sent and authenticated during the protocol. We take the first case for simplicity, and also note that for the QAKE protocol, these partnering sessions are always between two different parties (Alice and Bob).
4. Entity confirmation identifier: Indicates the sessions that eventually would partner, i.e. similar to session identifier, but can be set earlier than protocol acceptance stage. For the QAKE protocol, we can set these values as (i, j, k) (or (j, i, k)) after the first message is sent or arrives at the party.²
5. Key confirmation identifier: Indicates the sessions that eventually would generate the same key, and this can be chosen similarly to the entity confirmation identifier for QAKE.

2. Security Conditions

With the input and output registers defined, let us formally introduce the security definitions. We note that the classical AKE framework has multiple security conditions that are related and corresponds to desirable properties. However, we choose only the most suitable, with many of the other properties being derivable from these conditions.

The first condition, robustness, is not part of the classical AKE framework, but is important nonetheless. It necessitates that the protocol can succeed when the adversary is absent, and the protocol is not trivially rejecting all authentication to always guarantee security.

Definition 3 (ϵ_{rob} -robustness). *A QAKE protocol is ϵ_{rob} -robust if it passes with high probability in the absence of any adversary, i.e.*

$$\Pr[F_A = F_B = 1] \geq 1 - \epsilon_{\text{rob}}.$$

¹ We note that this generalization has an impact on certain attacks. For instance, the classical AKE model captures the key-compromise impersonation attack, where an adversary that knows the secret key of Alice attempts to impersonate Bob and get Alice to accept the authentication. The leakage of sk_A alone would not cause this compromise, but with the use of symmetric keys, the protocol would no longer provide resistance to key-compromise impersonation. However, since this attack is not relevant to the QAKE of interest, where both Alice and Bob are assumed to be honest, we leave the account of such changes to future work.

² The choice of the confirmation identifier should coincide with when the identity of the peer (e.g. Bob) is made known to the the party (e.g. Alice). In classical AKE and QAKE, a pre-specified peer model is assumed, where each session knows its intended partner’s identity. As such, these information should be exchange at the start of the protocol in practice.

The second condition, explicit entity authentication, addresses the security associated with mutual authentication between Alice and Bob. It comes in two variants: full explicit entity authentication and almost-full explicit entity authentication.

We impose full explicit entity authentication on Alice, requiring that Bob will generate a partnering session when Alice accepts. More formally, the definition in Ref. [7] presents a predicate that states that for all sessions l , when the session accepts, there exists a partner session l' , and this session belongs to the intended peer of the session³. This includes a simplification noting that for QAKE, mutual authentication is expected, and both Alice and Bob are assumed to be honest. As such, we have the implication that $F_A = 1 \implies F_B = 1$, which the security condition requires to be true with high probability.

The condition on almost-full explicit entity authentication is imposed on Bob, who sends the final authentication message to Alice. As such, he is unable to guarantee that at the end of the protocol, Alice would generate an accepting session (necessary for session identifier generation and partnering) since the adversary can interfere with the final authentication message transmission. More formally, the definition in Ref. [7] presents a predicate that states that for all sessions l , when the session accepts, there exists a session l' with the same entity confirmation identifier, which is a partner to l if l' generates a session identifier, and this partner must be the peer of l . This includes the same simplification that mutual authentication is expected, and both Alice and Bob are assumed to be honest. As such, we have the implication that $F_B = 1 \implies F_A = 0, 1$, where Alice either rejects the session (same entity confirmation identifier, but not partners) or accepts the session (partners)⁴.

The security of both conditions requires that the probability of the predicates being false is small, i.e. the probability of “bad events” is small. We note that the security is defined relative to a PPT adversary, with the small probability given as negligible relative to a security parameter. We can generalise here (and in the following security definitions) to a general unbounded adversary, and define some small parameter ε to quantify the “negligible” probability. As such, we define the explicit entity authentication as

Definition 4 ($(\varepsilon_{\text{EA},f}, \varepsilon_{\text{EA},af})$ - explicit entity authentication). *A QAKE protocol has $\varepsilon_{\text{EA},f}$ -full explicit entity authentication for Alice if the authentication fails with high probability when Bob is not accepting, i.e.*

$$\Pr[F_A = 1, F_B = 0] + \Pr[F_A = 1, F_B = \phi] \leq \varepsilon_{\text{EA},f},$$

and it has $\varepsilon_{\text{EA},af}$ -almost full explicit entity authentication for Bob if the authentication fails with high probability when Alice does not generate a session, i.e.

$$\Pr[F_A = \phi, F_B = 1] \leq \varepsilon_{\text{EA},af}.$$

Note that we label $\varepsilon_{\text{EA}} = \varepsilon_{\text{EA},f} + \varepsilon_{\text{EA},af}$ for brevity.

The third security condition is termed Match-security, though in the context of the QAKE protocol, it reduces to the correctness condition. This security condition mainly elevates the entity authentication security condition to provide key authentication as well – where Alice and Bob can guarantee that the other party will generate the same key confirmation identifier and keys if both sessions are accepting⁵. Formally, Ref. [7] defines the Match-predicate as four conditions: (1) partner sessions generate the same key, (2) partner sessions generate same key confirmation identifier, (3) at most two sessions can generate the same session identifier, and (4) sessions with the same key confirmation identifier would generate the same key if both sessions are accepting. The four conditions, in the context of QAKE, can be simplified:

1. This condition can be summarised as when partnering sessions are accepting (in QAKE this means that they are key generating as well), they will generate the same keys, i.e. $F_A = F_B = 1 \implies K_A = K_B$.
2. Since we set key confirmation identifier and session identifier in the same way for QAKE, this condition is always true.

³ We note there is a separate subtle implication that any partner to l must belong to the intended peer defined in explicit entity authentication. This means that the predicate does not preclude the possibility that two sessions can be established on Bob that partners the same Alice. Since Alice and Bob are considered honest in QAKE, this can be simply prevented by having them to individually check that they do not have repeating session identifiers.

⁴ There is similar subtle implication as per full explicit entity authentication where the definition does not prevent multiple accepting sessions to be established on Alice, though that can be addressed similarly since Alice is honest.

⁵ There is a separate condition termed key-match soundness that is required to elevate explicit entity authentication to explicit key authentication. This condition is proven in classical AKE framework based on match secrecy and key secrecy conditions.

3. This condition is always guaranteed in QAKE since the choice of session identifier as (i, j, k) (or (j, i, k)), along with honest Alice and Bob, and the fact that only one pair of sessions have same set of parties (i, j) and same index k , means that only two sessions can generate the same session identifier.
4. Equivalent to condition 1 since key confirmation identifier and session identifier are set in the same way.

Condition 1 in the context of QAKE therefore matches the correctness condition of QKD, while the remaining are either always true or reduce to condition 1. Therefore, we can define the Match-security as

Definition 5 (ε_{MS} -Match security). *A QAKE protocol has ε_{MS} -Match security if*

$$\Pr[K_A \neq K_B, F_A = 1, F_B = 1] \leq \varepsilon_{\text{MS}}.$$

The final condition is key secrecy (also termed BR-security), which requires that any keys generated be secret from the adversary. Ref. [7] defines the secrecy as a secrecy game, being the ability for an adversary to distinguish between an ideal key sampled from the key distribution and the actual key. Certain secrecy freshness conditions are necessary for the game, such as the owner and peer being honest, the session key not directly revealed to the adversary (e.g. announced), and that there is expected mutual authentication, which are all part of the assumptions of QAKE, i.e. the freshness condition is satisfied. More formally, the secrecy condition is defined [7]

$$|\Pr[\mathcal{A}_D^{\text{real}} = 1] - \Pr[\mathcal{A}_D^{\text{ideal}} = 1]| = \text{negl}, \quad (\text{B1})$$

where the guess D is set as \perp if the session is not accepting [29], and negl representing negligible in some security parameter. Noting that when $D = \perp$, the ideal and real cases are identical, and with the upgrade from PPT adversary to an unbounded adversary with quantum capabilities, the secrecy condition can be redefined in terms of trace distance, representing the ability to distinguish between the ideal and real K . Note that we explicitly take only the cases of (F_A, F_B) being $(0, 1)$ and $(1, 1)$, since the probability of $F_B = 1$ when $F_A = \phi$ is small, and accounted for in entity authentication. As such, we define key secrecy as

Definition 6 (ε_{KS} -key secrecy). *A QAKE protocol has ε_{KS} -key secrecy if*

$$\Delta(\rho_{F_A F_B K_B LSE \wedge (F_A, F_B) \in \{01, 11\}}, \tau_{K_B} \otimes \rho_{F_A F_B LSE \wedge (F_A, F_B) \in \{01, 11\}}) \leq \varepsilon_{\text{KS}}.$$

With the security definitions (except robustness), We can define an ideal state of the QAKE protocol,

$$\begin{aligned} \rho^{\text{ideal}} = & |\perp\perp\rangle\langle\perp\perp|_{K_A K_B} \otimes \left[p_{0\phi} |0\phi\rangle\langle 0\phi|_{F_A F_B} \otimes \rho_{LSE}^{\phi 0} + p_{\phi 0} |\phi 0\rangle\langle \phi 0|_{F_A F_B} \otimes \rho_{LSE}^{\phi 0} + p_{00} |00\rangle\langle 00|_{F_A F_B} \otimes \rho_{LSE}^{00} \right] \\ & + p_{01} |01, \perp\rangle\langle 01, \perp|_{F_A F_B K_A} \otimes \tau_{K_B} \otimes \rho_{LSE}^{01} + p_{11} |11\rangle\langle 11|_{F_A F_B} \otimes \tilde{\tau}_{K_A K_B} \otimes \rho_{LSE}^{11}, \end{aligned} \quad (\text{B2})$$

where ρ_{LSE}^{ab} is the output state of subsystems LSE conditioned on $F_A = a$ and $F_B = b$. We can thus define an overall security definition

Theorem 7 (ε_{sec} -security). *A QAKE protocol has ε_{sec} -security if*

$$\Delta(\rho_{K_A K_B F_A F_B LSE}, \rho_{K_A K_B F_A F_B LSE}^{\text{ideal}}) \leq \varepsilon_{\text{sec}}.$$

3. Multi-Round to Single-Round Security Reduction

In general, we expect QAKE to be utilised for multiple rounds, e.g. for a client visiting the ATM over the lifetime of the ATM card or establish multiple sessions connecting to the cloud services over the lifetime of the authentication key. As such, we consider a security definition for multiple rounds. In particular, we consider a m -round protocol, with all rounds satisfying the security condition. At the end of each round, the protocol should remain secure, where

$$\Delta(\rho_{K_{A,i} K_{B,i} F_{A,i} F_{B,i} L^i SE_i}, \rho_{K_{A,i} K_{B,i} F_{A,i} F_{B,i} L^i SE_i}^{\text{ideal}}) \leq \varepsilon_{\text{sec},i}, \quad (\text{B3})$$

with the output state generated from the input

$$\rho_{K_{A,i} K_{B,i} F_{A,i} F_{B,i} L^i SE_i} = \mathcal{P}(\rho_{L^{i-1} SE_{i-1}}'), \quad (\text{B4})$$

and the adversary having $E'_{i-1} = K_{A,i-1} K_{B,i-1} F_{A,i-1} F_{B,i-1} E_{i-1}$, noting that the keys from previous rounds may have been used and leaked to the adversary. The worst case $\varepsilon_{\text{sec},i}$ would be the m -th round, with the most opportunity for the adversary to gain information to violate the security condition. Proving the security for all m rounds can be done by proving a series of conditions, as described by Thm. 1, which we repeat below.

Theorem 1. *Suppose we have the conditions:*

1. *The initial state is an ideal input state $\rho_0 \in \mathcal{S}_{\text{in}}$.*
2. *There exists an ideal output state which preserves any necessary secrets that is $\varepsilon_{\text{sec,int}}$ -close to the output state of a single protocol run \mathcal{P} , i.e. for any $\sigma \in \mathcal{S}_{\text{in}}$, there exists a state $\rho \in \mathcal{S}'_{\text{out}}$ such that*

$$\Delta(\mathcal{P}(\sigma), \rho) \leq \varepsilon_{\text{sec,int}}.$$

3. *The set of ideal output states is a subset of the set of ideal input states $\mathcal{S}'_{\text{out}} \subseteq \mathcal{S}_{\text{in}}$.*
4. *There exists an ideal output state that is ε_{sec} -close to the output state of a single protocol run \mathcal{P} , i.e. for any $\sigma \in \mathcal{S}_{\text{in}}$, there exists a state $\rho \in \mathcal{S}_{\text{out}}$ such that*

$$\Delta(\mathcal{P}(\sigma), \rho) \leq \varepsilon_{\text{sec}}.$$

Then, there exists $\rho_i \in \mathcal{S}_{\text{out}}$ such that for all $i \in [1, m]$,

$$\Delta(\mathcal{P}^i(\rho_0), \rho_i) \leq (i-1)\varepsilon_{\text{sec,int}} + \varepsilon_{\text{sec}}.$$

Proof. The proof is by induction. Let us consider a statement that for any $i \in \mathbb{Z}^+$, there exists $\rho_i \in \mathcal{S}'_{\text{out}}$ such that

$$\Delta(\mathcal{P}^i(\rho_0), \rho_i) \leq i\varepsilon_{\text{sec,int}}. \quad (\text{B5})$$

For $i = 1$, the statement is trivially true from conditions 1 and 2. Suppose the statement is true for index j , i.e. there exists $\rho_j \in \mathcal{S}'_{\text{out}}$ such that $\Delta(\mathcal{P}^j(\rho_0), \rho_j) \leq j\varepsilon_{\text{sec,int}}$. From condition 3, we know that $\rho_j \in \mathcal{S}'_{\text{out}} \subseteq \mathcal{S}_{\text{in}}$ is a valid input state as well. As such, by condition 2, there exists a state $\rho_{j+1} \in \mathcal{S}'_{\text{out}}$ such that

$$\Delta(\mathcal{P}(\rho_j), \rho_{j+1}) \leq \varepsilon_{\text{sec,int}}. \quad (\text{B6})$$

We can expand the LHS term for the $(j+1)$ -th index, where there exists $\rho_{j+1} \in \mathcal{S}'_{\text{out}}$ such that

$$\begin{aligned} & \Delta(\mathcal{P}^{j+1}(\rho_0), \rho_{j+1}) \\ & \leq \Delta(\mathcal{P}^{j+1}(\rho_0), \mathcal{P}(\rho_j)) + \Delta(\mathcal{P}(\rho_j), \rho_{j+1}) \\ & \leq \Delta(\mathcal{P}^j(\rho_0), \rho_j) + \varepsilon_{\text{sec,int}} \\ & \leq (j+1)\varepsilon_{\text{sec,int}}, \end{aligned} \quad (\text{B7})$$

where the first line applies the triangle inequality, and the second line notes that the CPTP map \mathcal{P} cannot increase trace distance. Since the statement is true for $i = 1$, and the statement being true for j implies that it is true for $j+1$, by mathematical induction, the statement is true for any $i \in [1, m]$.

To prove the statement of Thm. 1, we first note that since $\rho_i \in \mathcal{S}'_{\text{out}} \subseteq \mathcal{S}_{\text{in}}$, condition 4 states that there exists a state $\rho_{i+1} \in \mathcal{S}_{\text{out}}$ such that

$$\Delta(\mathcal{P}(\rho_i), \rho_{i+1}) \leq \varepsilon_{\text{sec}}. \quad (\text{B8})$$

As such, we can use the triangle inequality to arrive at

$$\begin{aligned} \Delta(\mathcal{P}^{i+1}(\rho_0), \rho_{i+1}) & \leq \Delta(\mathcal{P}^{i+1}(\rho_0), \mathcal{P}(\rho_m)) + \Delta(\mathcal{P}(\rho_m), \rho_{i+1}) \\ & \leq \Delta(\mathcal{P}^i(\rho_0), \rho_i) + \varepsilon_{\text{sec}} \\ & \leq i\varepsilon_{\text{sec,int}} + \varepsilon_{\text{sec}} \end{aligned} \quad (\text{B9})$$

for any $i \in [1, m]$. The same statement is true for $i = 0$ by condition 4, and thus we can arrive at the theorem. \square

4. Security Parameter Computation

The two main conditions in Thm. 1 to prove are the single-round security conditions. Condition 4 requires the trace distance to an ideal state with the three security conditions satisfied to be small. Condition 2 requires an additional condition for the set of ideal states, which we express as $\rho^{\text{ideal,int}} \in \mathcal{S}'_{\text{out}}$, to match \mathcal{S}_{in} , where the necessary secrets S are kept private. Crucially, the main difference between $\rho^{\text{ideal,int}} \in \mathcal{S}'_{\text{out}}$ and $\rho^{\text{ideal}} \in \mathcal{S}_{\text{out}}$ is the form of the *LSE* subsystem. In general, ρ^{ideal} has a *LSE* subsystem that can take any form, including one matching the actual output state, ρ_{LSE}^{real} , while the form of $\rho_{LSE}^{\text{ideal,int}}$ is of a specific form (depending on the protocol requirement). This allows us to define a separate security condition for the intermediate rounds:

Definition 7 (ε_{SP} -Shared Secrets Privacy). *A QAKE protocol has ε_{SP} -shared secrets privacy if*

$$\Delta \left(\sum_{(f_A, f_B) \notin \mathcal{S}_{\text{SP}}} p_{f_A f_B}^{\text{real}} \rho_{LSE|(F_A, F_B)=(f_A, f_B)}^{\text{real}}, \sum_{(f_A, f_B) \notin \mathcal{S}_{\text{SP}}} p_{f_A f_B}^{\text{real}} \rho_{LSE|(F_A, F_B)=(f_A, f_B)}^{\text{ideal,int}} \right) \leq \varepsilon_{\text{SP}},$$

where $p_{f_A f_B}^{\text{real}}$ is the probability of the output state recording $(F_A, F_B) = (f_A, f_B)$ and $\mathcal{S}_{\text{SP}} = \{\phi 1, 1\phi, 10\}$.

In classical AKE [7], this requirement of maintaining secret values from one round to the next is part of the parameter crypt. Here, we make the requirement explicit with ε_{SP} distance from full secrecy. We note here that several (F_A, F_B) conditions are excluded from the definition since they are already taken into account in the explicit entity authentication and match security conditions. We call a QAKE protocol satisfying the four security conditions a $(\varepsilon_{\text{EA}}, \varepsilon_{\text{MS}}, \varepsilon_{\text{KS}}, \varepsilon_{\text{SP}})$ -secure.

With the formal definition, we can further split the single-round analysis into a computation of the various security conditions, which is restated in the theorem below.

Theorem 2. *Consider a protocol \mathcal{P} with an ideal input state $\rho_0 \in \mathcal{S}_{\text{in}}$. Then, overall protocol security is satisfied when the intermediate round security parameter is*

$$\varepsilon_{\text{sec,int}} = \varepsilon_{\text{EA}} + \varepsilon_{\text{MS}} + \varepsilon_{\text{KS}} + \varepsilon_{\text{SP}},$$

and the final round security parameter is

$$\varepsilon_{\text{sec}} = \varepsilon_{\text{EA}} + \varepsilon_{\text{MS}} + \varepsilon_{\text{KS}}.$$

Proof. We begin with the trace distance defining the ideal probabilities $p_{F_A F_B}^{\text{ideal}}$ in ρ^{ideal} , where we note the additional superscript ideal to distinguish it from the actual output distribution $p_{F_A F_B}^{\text{real}}$. We define

$$p_{F_A F_B}^{\text{ideal}} = \begin{cases} p_{\phi 0}^{\text{real}} + p_{\phi 1}^{\text{real}} & F_A = \phi, F_B = 0 \\ p_{0\phi}^{\text{real}} + p_{1\phi}^{\text{real}} & F_A = 0, F_B = \phi \\ p_{00}^{\text{real}} + p_{10}^{\text{real}} & F_A = 0, F_B = 0 \\ p_{F_A F_B}^{\text{real}} & \text{Otherwise} \end{cases}, \quad (\text{B10})$$

while the subsystems are defined with $\rho_{LSE|F_A F_B}^{\text{ideal}} = \rho_{LSE|F_A F_B}^{\text{real}}$ for $(F_A, F_B) \notin \{\phi 1, 1\phi\}$. With this definition, we can split the trace distance for ε_{sec} -security into components, first extracting the components where F_A or F_B is ϕ ,

$$\Delta(\rho, \rho^{\text{ideal}}) \leq \Delta(\rho_{\wedge(F_A, F_B) \in \{01, 11\}}, \rho_{\wedge(F_A, F_B) \in \{01, 11\}}^{\text{ideal}}) + \Delta(\rho_{\wedge F_A = \phi}, \rho_{\wedge F_A = \phi}^{\text{ideal}}) + \Delta(\rho_{\wedge F_B = \phi}, \rho_{\wedge F_B = \phi}^{\text{ideal}}) + \Delta(\rho_{\wedge(F_A, F_B) \in \{00, 10\}}, \rho_{\wedge(F_A, F_B) \in \{00, 10\}}^{\text{ideal}}), \quad (\text{B11})$$

where the subsystem labels $K_A K_B F_A F_B LSE$ are dropped for brevity.

We now show that the latter three trace distances are bounded by the explicit entity authentication security condition. Expanding the first term explicitly, we have

$$\begin{aligned} & \Delta(\rho_{\wedge F_A = \phi}, \rho_{\wedge F_A = \phi}^{\text{ideal}}) \\ & \leq p_{\phi 0}^{\text{real}} \Delta(\rho_{|F_A = \phi, F_B = 0}, \rho_{|F_A = \phi, F_B = 0}^{\text{ideal}}) + p_{\phi 1}^{\text{real}} \Delta(\rho_{|F_A = \phi, F_B = 1}, \rho_{|F_A = \phi, F_B = 0}^{\text{ideal}}) \\ & \leq \Delta(|\perp\perp\rangle\langle\perp\perp| \phi 0 \langle\perp\perp| \phi 0 \rangle_{K_A K_B F_A F_B} \otimes \rho_{LSE|\phi 0}^{\text{real}}, |\perp\perp\rangle\langle\perp\perp| \phi 0 \rangle_{K_A K_B F_A F_B} \otimes \rho_{LSE|\phi 0}^{\text{real}}) + p_{\phi 1}^{\text{real}} \\ & = p_{\phi 1}^{\text{real}}, \end{aligned} \quad (\text{B12})$$

where we note that the trace distance in the third line is 0. A similar argument can be made for the second term for $F_B = \phi$, resulting in an upper bound of $p_{1\phi}^{\text{real}}$. The final term gives

$$\begin{aligned} & \Delta(\rho_{\wedge(F_A, F_B) \in \{00, 10\}}, \rho_{\wedge(F_A, F_B) \in \{00, 10\}}^{\text{ideal}}) \\ & \leq \Delta(|\perp\perp 00\rangle\langle\perp\perp 00|_{K_A K_B F_A F_B} \otimes \rho_{LSE|00}^{\text{real}}, |\perp\perp 00\rangle\langle\perp\perp 00|_{K_A K_B F_A F_B} \otimes \rho_{LSE|00}^{\text{real}}) + p_{10}^{\text{real}} \\ & = p_{10}^{\text{real}} \end{aligned} \quad (\text{B13})$$

since the terms are matching. As such, the three trace distances are upper bounded by

$$\Pr[F_A = 1, F_B = 0] + \Pr[F_A = 1, F_B = \phi] + \Pr[F_A = 1, F_B = 0] \leq \varepsilon_{\text{EA}}. \quad (\text{B14})$$

This accounts for the explicit entity authentication security condition contribution to the security.

The second security condition to extract is match security. To isolate its contribution, we need to first introduce an intermediate state $\tilde{\rho}$, for which the value of K_A when $F_A = 1, F_B = 1$ is replaced by K_B , i.e. $\tilde{\rho} = \mathcal{M}_{K_B \rightarrow K_A}(\rho)$, where $\mathcal{M}_{K_B \rightarrow K_A} = |11\rangle\langle 11|_{F_A F_B} \otimes (\sum_k |kk\rangle\langle kk|_{K_A K_B} \circ \text{Tr}_{K_A})$. As such, we can apply the triangle inequality to expand

$$\begin{aligned} & \Delta(\rho_{\wedge(F_A, F_B) \in \{01, 11\}}, \rho_{\wedge(F_A, F_B) \in \{01, 11\}}^{\text{ideal}}) \\ & \leq \Delta(\tilde{\rho}_{\wedge(F_A, F_B) \in \{01, 11\}}, \rho_{\wedge(F_A, F_B) \in \{01, 11\}}^{\text{ideal}}) + \Delta(\rho_{\wedge F_A = F_B = 1}, \tilde{\rho}_{\wedge F_A = F_B = 1}), \end{aligned} \quad (\text{B15})$$

noting that $\rho_{\wedge F_A = 0, F_B = 1}$ is identical to $\tilde{\rho}_{\wedge F_A = 0, F_B = 1}$ since $\mathcal{M}_{K_B \rightarrow K_A}$ does not alter the input state. We now focus on the latter term, where we can expand the trace distance

$$\begin{aligned} & \Delta(\rho_{\wedge F_A = F_B = 1}, \tilde{\rho}_{\wedge F_A = F_B = 1}) \\ & = p_{11}^{\text{real}} \Delta\left(\sum_{k_A k_B} p_{k_A k_B|11} |k_A k_B\rangle\langle k_A k_B| \otimes \rho_{LSE|11}^{\text{real}, k_A k_B}, \sum_{k_A k_B} p_{k_A k_B|11} |k_A k_A\rangle\langle k_A k_A| \otimes \rho_{LSE|11}^{\text{real}, k_A k_B}\right) \\ & = \frac{p_{11}^{\text{real}}}{2} \left\| \sum_{k_A \neq k_B} p_{k_A k_B|11} (|k_A k_B\rangle\langle k_A k_B| - |k_B k_B\rangle\langle k_B k_B|) \otimes \rho_{LSE|11}^{\text{real}, k_A k_B} \right\|_1 \\ & \leq \frac{p_{11}^{\text{real}}}{2} \sum_{k_A \neq k_B} p_{k_A k_B|11} \| |k_A k_B\rangle\langle k_A k_B| - |k_B k_B\rangle\langle k_B k_B| \|_1 \left\| \rho_{LSE|11}^{\text{real}, k_A k_B} \right\|_1 \\ & = \Pr[K_A \neq K_B, F_A = 1, F_B = 1] \\ & \leq \varepsilon_{\text{MS}}. \end{aligned} \quad (\text{B16})$$

This accounts for the contribution of match security.

The final term can be reduced to the key secrecy condition. We first note that when $F_A = F_B = 1$, whenever the key K_A is generated, it will be identical to K_B in both $\tilde{\rho}$ and ρ^{ideal} . When $F_A = 0, F_B = 1$ instead, K_A is simply \perp . As such, we can define a CPTP map to get a value of K_A based on F_A and K_B . Since CPTP maps cannot increase trace distance, we can remove the K_A subsystem from the trace distance. Expanding the final term, we get

$$\begin{aligned} & \Delta(\tilde{\rho}_{\wedge(F_A, F_B) \in \{01, 11\}}, \rho_{\wedge(F_A, F_B) \in \{01, 11\}}^{\text{ideal}}) \\ & \leq \Delta\left(\sum_{(f_A, f_B) \in S'} p_{f_A f_B}^{\text{real}} |f_A f_B\rangle\langle f_A f_B| \otimes \rho_{K_B LSE|f_A f_B}, \sum_{(f_A, f_B) \in S'} p_{f_A f_B}^{\text{real}} |f_A f_B\rangle\langle f_A f_B| \otimes \tau_{K_B} \otimes \rho_{LSE|f_A f_B}\right) \\ & = \Delta(\rho_{K_B F_A F_B LSE \wedge (F_A, F_B) \in \{01, 11\}}, \tau_{K_B} \otimes \rho_{K_B F_A F_B LSE \wedge (F_A, F_B) \in \{01, 11\}}) \\ & \leq \varepsilon_{\text{KS}} \end{aligned} \quad (\text{B17})$$

where S' refers to the set $\{01, 11\}$. Combining the results, we have that

$$\Delta(\rho, \rho^{\text{ideal}}) \leq \varepsilon_{\text{EA}} + \varepsilon_{\text{MS}} + \varepsilon_{\text{KS}}, \quad (\text{B18})$$

which we can use to define ε_{sec} .

In the case of the intermediate rounds, there is an additional condition that $\rho_{LSE|F_A F_B}^{\text{ideal,int}}$ is of a specific form (e.g. S uncorrelated to E). We can define $\rho_{K_A K_B F_A F_B LSE}^{\text{ideal,int}}$ with the same probability distribution $p_{F_A F_B}^{\text{ideal}}$, but with a general $\rho_{LSE|F_A F_B}^{\text{ideal}}$. We begin the proof by introducing an intermediate state $\rho^{\text{ideal},1}$ where $\rho_{LSE|F_A F_B}^{\text{ideal}}$ is replaced with $\rho_{LSE|F_A F_B}^{\text{real}}$ for all cases of $(F_A, F_B) \notin \{1\phi, \phi1, 01\}$. As such, we can expand

$$\Delta(\rho, \rho^{\text{ideal,int}}) \leq \Delta(\rho, \rho^{\text{ideal},1}) + \Delta(\rho^{\text{ideal},1}, \rho^{\text{ideal,int}}). \quad (\text{B19})$$

Since $\rho^{\text{ideal},1}$ matches the form of ρ^{ideal} when $\rho_{LSE|F_A F_B}^{\text{ideal}} = \rho_{LSE|F_A F_B}^{\text{ideal,int}}$ for $(F_A, F_B) \in \mathcal{S}_{\text{SP}} = \{\phi1, 1\phi, 10\}$, the first trace distance is bounded by ε_{sec} from earlier analysis. The second trace distance can be expanded as

$$\begin{aligned} & \Delta(\rho^{\text{ideal},1}, \rho^{\text{ideal,int}}) \\ & \leq \Delta \left(\sum_{(f_A, f_B) \notin \mathcal{S}_{\text{SP}}} p_{f_A f_B}^{\text{real}} \sigma_{K_A K_B}^{f_A f_B} \otimes \rho_{LSE|(F_A, F_B)=(f_A, f_B)}, \sum_{(f_A, f_B) \notin \mathcal{S}_{\text{SP}}} p_{f_A f_B}^{\text{real}} \sigma_{K_A K_B}^{f_A f_B} \otimes \rho_{LSE|(F_A, F_B)=(f_A, f_B)}^{\text{ideal}} \right) \\ & \leq \Delta \left(\sum_{(f_A, f_B) \notin \mathcal{S}_{\text{SP}}} p_{f_A f_B}^{\text{real}} \rho_{LSE|(F_A, F_B)=(f_A, f_B)}, \sum_{(f_A, f_B) \notin \mathcal{S}_{\text{SP}}} p_{f_A f_B}^{\text{real}} \rho_{LSE|(F_A, F_B)=(f_A, f_B)}^{\text{ideal}} \right) \\ & \leq \varepsilon_{\text{SP}}. \end{aligned} \quad (\text{B20})$$

where $\sigma_{K_A K_B}^{f_A f_B}$ is the ideal form of the keys (either \perp or uniform) depending on f_A, f_B , and $\sigma_{K_A K_B}^{f_A f_B}$ is identical in both $\rho^{\text{ideal},1}$ and $\rho^{\text{ideal,int}}$. The second inequality stems from reversing the CPTP map of selecting $K_A K_B$ from $F_A F_B$, which is implicitly part of E since these values can be public in general. Combining the results, we get that

$$\Delta(\rho, \rho^{\text{ideal,int}}) \leq \varepsilon_{\text{EA}} + \varepsilon_{\text{MS}} + \varepsilon_{\text{KS}} + \varepsilon_{\text{SP}}, \quad (\text{B21})$$

which we can use to define $\varepsilon_{\text{sec,int}}$. □

Appendix C: Security Analysis of QAKE Protocol

1. Protocol Details

We provide the protocol in detail here.

Protocol 1 Quantum Authenticated Key Exchange

Goal. Alice and Bob authenticates one another, and performs key exchange.

1. **Label Agreement:** Alice and Bob exchange α and α' . Alice (resp. Bob) sends α (resp. α') and receives α'_r (resp. α_r), which results in a label choice $\beta = \max\{\alpha, \alpha'_r\}$ (resp. $\beta' = \max\{\alpha_r, \alpha'\}$).
 2. **Alice State Preparation:** Alice randomly chooses a n -bit basis string $\theta \in \{0, 1\}^n$, a n -bit string $x \in \{0, 1\}^n$ and a n -trit string $v \in \{0, 1, 2\}^n$ according to probability distribution p_v . She then prepares n phase-randomised coherent BB84 states $\left\{ \rho_{Q_i}^{\theta_i, x_i, \mu_{v_i}} \right\}_{i \in [1, n]}$, with basis θ_i , bit value x_i , and intensity μ_{v_i} .
 3. **Bob Measurement:** Alice sends Q^n to Bob, who measures subsystems Q_i using a randomly chosen basis $\theta' \in \{0, 1\}^n$, and records outcome x'_i . If Bob detects no clicks, he declares $x'_i = \perp$. If Bob detects multiple clicks, he randomly selects $x'_i \in \{0, 1\}$.
 4. **Sifting:** Bob records the detection rounds, $P = \{i : x'_i \neq \perp\}$, and announces P and $\theta'_P = \{\theta'_i : i \in P\}$ to Alice. Alice computes the sifted rounds $P^{\text{sift}} = \{i : i \in P_r, \theta'_{i,r} = \theta_i\}$, and forwards it to Bob.
 5. **Test Round Announcement:** Bob randomly splits the sifted rounds it into P_1^{sift} and P_2^{sift} , with $|P_1^{\text{sift}}| = \lceil f_{P_1} |P^{\text{sift}}| \rceil$, where f_{P_1} is some pre-determined fraction of rounds for parameter estimation. Bob announces P_1^{sift} , P_2^{sift} and $x'_{P_1^{\text{sift}}}$.
 6. **Parameter Estimation:** Alice estimates a lower bound on single-photon events in the sets $P_{2,r}^{\text{sift}}$ and $P_{1,r}^{\text{sift}}$, $\hat{N}_{P_{2,r}^{\text{sift}},1}^{\text{LB}}$ and $\hat{N}_{P_{1,r}^{\text{sift}},1}^{\text{LB}}$, and the single-photon bit error rate, $\hat{e}_{\text{bit},P_{1,r}^{\text{sift}},1}^{\text{UB}}$, via decoy-state analysis, and the upper bound on the bit error rate in set $P_{2,r}^{\text{sift}}$, $\hat{e}_{\text{bit},P_{2,r}^{\text{sift}}}^{\text{UB}}$ via the Serfling bound. Alice checks if $|P_{1,r}^{\text{sift}}| = \lceil f_{P_1} |P^{\text{sift}}| \rceil$, $|P_r^{\text{sift}}| \geq P_{\text{tol}}^{\text{sift}}$, $\hat{N}_{P_{2,r},0}^{\text{LB}} \geq N_{P_{2,r},0}^{\text{tol}}$, $\hat{N}_{P_{2,r},1}^{\text{LB}} \geq N_{P_{2,r},1}^{\text{tol}}$, $\hat{e}_{\text{bit},P_{1,r},1}^{\text{UB}} \leq e_{\text{bit},1,\text{tol}}$, and $e_{\text{bit},P_{1,r}^{\text{sift}}} \leq e_{\text{bit},\text{tol}}$. If these are satisfied, Alice sets $D_{\text{PE}} = 1$, otherwise she sets $D_{\text{PE}} = 0$.
 7. **Error Correction:** Alice computes the length of the syndrome, $|S| = f_{\text{EC}} h_{\text{bin}}(e'_{\text{bit},\text{tol}})$, where $e'_{\text{bit},\text{tol}}$ is the modified bit error tolerance (defined in security analysis) and h_{bin} is the binary entropy. If $D_{\text{PE}} = 1$, Alice generates a syndrome $s = f_{\text{syn}}(x_{P_{2,r}^{\text{sift}}})$ and forwards it to Bob, otherwise, Alice sends a random string of length $|S|$ to Bob. Bob receives the syndrome s_r and computes the corrected bit string $\hat{x}_{P_{2,r}^{\text{sift}},r} = f_{\text{syn}}^{\text{dec}}(x'_{P_{2,r}^{\text{sift}},r}, s_r)$.
 8. **Alice Validation:** If $D_{\text{PE}} = 1$, Alice generates a tag $t_{\text{AV}} = h_1(K_1^{\text{h}}, x_{P_{2,r}^{\text{sift}}}, |P_r|, |\theta'_{P,r}|, |P_1^{\text{sift}}|, |x'_{P_1^{\text{sift}},r}|, |P_{1,r}^{\text{sift}}|, |P_{2,r}^{\text{sift}}|, |s|) \oplus K_{1,\beta}^{\text{mask}}$ and forwards it to Bob, otherwise, Alice sends a random string of the same length as the tag. Bob receives tag $t_{\text{AV},r}$ and generates verification tag $\tilde{t}_{\text{AV}} = h_1(K_1^{\text{h}}, \hat{x}_{P_{2,r}^{\text{sift}}}, |P|, |\theta'_P|, |P_r^{\text{sift}}|, |x'_{P_1^{\text{sift}}}|, |P_1^{\text{sift}}|, |P_2^{\text{sift}}|, |s_r|) \oplus K_{1,\beta'}^{\text{mask}}$ and checks if $t_{\text{AV},r} = \tilde{t}_{\text{AV}}$. If the tags matches, Bob validates Alice and output $D_{\text{AV}} = 1$, otherwise, he sets $D_{\text{AV}} = 0$.
 9. **Bob Validation:** Bob decides whether the authentication round succeeds, $F_{\text{B}} = D_{\text{AV}}$. If $F_{\text{B}} = 1$, Bob generates a tag, $t_{\text{BV}} = h_2(K_2, \hat{x}_{P_{2,r}^{\text{sift}}})$, and sends t_{BV} to Alice. If $F_{\text{B}} = 0$, Bob sends a random string of length $|T_{\text{BV}}|$ instead. Alice receives the tag $t_{\text{BV},r}$, and computes the verification tag, $\tilde{t}_{\text{BV}} = h_2(K_2, x_{P_{2,r}^{\text{sift}}})$. If $t_{\text{BV},r} = \tilde{t}_{\text{BV}}$, Alice validates Bob, $D_{\text{BV}} = 1$, otherwise, she sets $D_{\text{BV}} = 0$.
 10. **Secret Key Generation and Label Update:** Alice decides whether to accept the round based on her parameter estimation and validation of Bob, i.e. $F_{\text{A}} = D_{\text{PE}} \wedge D_{\text{BV}}$. If Alice (resp. Bob) decides to perform key generation, $F_{\text{A}} = 1$ (resp. $F_{\text{B}} = 1$), she (resp. he) performs privacy amplification $K_{\text{A}} = h_{\text{PA}}(R, x_{P_{2,r}^{\text{sift}}})$ (resp. $K_{\text{B}} = h_{\text{PA}}(R, \hat{x}_{P_{2,r}^{\text{sift}}})$), where $K_{\text{A}} K_{\text{B}}$ are the cryptographically secure keys that can be used for other purposes. If key generation is not performed, the labels are updated, i.e. if $F_{\text{A}} = 0$, Alice updates her label $\alpha = \beta + 1$ and if $F_{\text{B}} = 0$, Bob updates his label $\alpha' = \beta' + 1$.
-

2. Overall Protocol Security

We focus here on the single-round security of the protocol. We first define the set of ideal input and output states. The input state include labels α and α' , which label the indices of the set of shared secrets \mathcal{S}_{sec} where Alice/Bob

believe remain secure, namely the privacy amplification seed R , authentication keys K_1^h and K_2 and hash masking keys $\{K_{1,i}^{\text{mask}}\}_i$. The secrets R and K_2 are expected to remain private across protocol rounds, but the authentication key K_1^h and hash masking keys $K_{1,i}^{\text{mask}}$ may be partially known. Specifically, the tag T_{AV} would always be released to the adversary since no authentication check occurs prior to Alice validation step. As such, let us define a channel $\mathcal{E}_{K_1^h K_{1,i}^{\text{mask}} E \rightarrow E'}$, where the adversary E provides a message M and receives output $T_{\text{AV}} = h_1(K_1^h, M) \oplus K_{1,i}^{\text{mask}}$. This is similar to allowing the adversary has a single-round access to an oracle implementing the hash function, which receives the message M from the adversary, with K_1^h and $K_{1,i}^{\text{mask}}$ stored in its memory. We also note that hash masking keys corresponding to indices $i < \alpha_{\min} - 1$ ($\alpha_{\min} = \min\{\alpha, \alpha'\}$) would no longer be used, and we can trace them out of the state.

As such, we define the ideal input state $\rho^{\text{in}} = \sum_{jj'} p_{jj'} \rho_{LSE}^{jj'}$, where

$$\rho_{LSE}^{jj'} = |jj'\rangle\langle jj'|_{\alpha\alpha'} \otimes \tau_{K_2 R K_{1,j}^{\text{mask}} \dots K_{1,m}^{\text{mask}}} \otimes \mathcal{E}_{K_1^h K_{1,j-1}^{\text{mask}} E_{j-1} \rightarrow E} \circ \dots \circ \mathcal{E}_{K_1^h K_{1,j'}^{\text{mask}} E_{j'} \rightarrow E_{j'+1}} (\tau_{K_1^h K_{1,j'}^{\text{mask}} \dots K_{1,j-1}^{\text{mask}}} \otimes \rho_{E_{j'}}), \quad (\text{C1})$$

where $L = \alpha\alpha'$ and S refer to the secrets. We note that when $j' > j - 1$, there are no corresponding channels $\mathcal{E}_{K_1^h K_{1,j-1}^{\text{mask}} E_{j-1} \rightarrow E} \circ \dots \circ \mathcal{E}_{K_1^h K_{1,j'}^{\text{mask}} E_{j'} \rightarrow E_{j'+1}}$. Therefore, the ideal state is simply $|jj'\rangle\langle jj'|_{\alpha\alpha'} \otimes \tau_{K_2 R K_{1,j}^{\text{mask}} \dots K_{1,m}^{\text{mask}}} \otimes \tau_{K^h} \otimes \rho_E$, where $E_{j'}$ is re-labelled as E . We note here an observation that when a partial trace of $K_{K_{1,j'}}^{\text{mask}}$ is applied to the state, it effectively removes the corresponding channel $\mathcal{E}_{K_1^h K_{1,j'}^{\text{mask}} E_{j'} \rightarrow E_{j'+1}}$, with appropriate relabelling of $E_{j'}$ as $E_{j'+1}$.⁶

The ideal output state in the intermediate rounds contains the secret key variables $K_A K_B$, the decision labels $F_A F_B$, and LSE . To match the input state, $S'_{\text{out}} \subseteq S_{\text{in}}$, the output state should have LSE of the form $\rho_{LSE}^{\tilde{j}\tilde{j}'}$. Since the protocol \mathcal{P} is a linear map, we can break the output state into components based on the input state, i.e. $\rho^{\text{out},jj'} = \mathcal{P}(\rho_{LSE}^{jj'})$, and the examine their trace distances separately,

$$\Delta(\rho^{\text{out}}, \rho^{\text{ideal,int}}) \leq \sum_{jj'} p_{jj'} \Delta(\rho^{\text{out},jj'}, \rho^{\text{ideal,int},jj'}). \quad (\text{C2})$$

Since agreed labels β and β' can be influenced by the adversary with the alteration of index announcement α_r and α'_r in the first step, the ideal output state for intermediate rounds, with definition of specific forms of LSE , is

$$\begin{aligned} \rho^{\text{ideal,int},jj'} = & |\perp\perp\rangle\langle\perp\perp|_{K_A K_B} \otimes \left[|\phi\rangle\langle\phi|_{F_A F_B} \otimes \sum_{\tilde{j} \geq j} p_{0\phi, \tilde{j}} \rho_{LSE}^{\tilde{j}+1, j'} + |\phi 0\rangle\langle\phi 0|_{F_A F_B} \otimes \sum_{\tilde{j}' \geq j'} p_{\phi 0, \tilde{j}'} \rho_{LSE}^{j, \tilde{j}'+1} \right. \\ & \left. + |00\rangle\langle 00|_{F_A F_B} \otimes \sum_{\tilde{j} \geq j, \tilde{j}' \geq j'} p_{00, \tilde{j}\tilde{j}'} \rho_{LSE}^{\tilde{j}+1, \tilde{j}'+1} \right] + |01, \perp\rangle\langle 01, \perp|_{F_A F_B K_A} \otimes \tau_{K_B} \otimes \sum_{\tilde{j} \geq \max\{j, j'\}} p_{01, \tilde{j}} \rho_{LSE}^{\tilde{j}+1, \tilde{j}} \\ & + |11\rangle\langle 11|_{F_A F_B} \otimes \tilde{\tau}_{K_A K_B} \otimes \sum_{\tilde{j} \geq \max\{j, j'\}} p_{11, \tilde{j}} \rho_{LSE}^{\tilde{j}\tilde{j}}. \end{aligned} \quad (\text{C3})$$

Note that $\beta = \beta'$ when $F_B = 1$ since an index mismatch would result in failed authentication.

With the output state description, and noting that $K_A K_B F_A F_B$ can be incorporated into E for the next round, we can observe that the output state is a linear combination of $\rho_{LSE}^{\alpha\alpha'}$, matching the general input state and thus satisfying condition 3 in Thm. 1. Condition 1 in the same theorem is trivially satisfied since all secrets begin as private with index $\alpha = \alpha' = 1$. As such, the security analysis reduces to the single-round security analysis for a single component,

$$\begin{aligned} \Delta(\rho^{\text{out},jj'}, \rho^{\text{ideal,int},jj'}) & \leq \varepsilon_{\text{sec,int},jj'} \\ \Delta(\rho^{\text{out},jj'}, \rho^{\text{ideal},jj'}) & \leq \varepsilon_{\text{sec},jj'}, \end{aligned} \quad (\text{C4})$$

⁶ More formally, the partial trace can be shifted to before the corresponding channel $\mathcal{E}_{K_1^h K_{1,j'}^{\text{mask}} E_{j'} \rightarrow E_{j'+1}}$, which describes the adversary querying the oracle, followed by $K_{1,j'}^{\text{mask}}$ being discarded. Since $K_{1,j'}^{\text{mask}}$ acts as an OTP on the tag T_{AV} , Thm. 4 implies that T_{AV} would appear random to the adversary. As such, this is equivalent to the adversary randomly sampling T_{AV} and using that value instead. As such, the process can be described by simply $\mathcal{E}_{E_{j'} \rightarrow E_{j'+1}}$, an internal update of the adversary's internal state.

with overall security $\varepsilon_{\text{sec}} = \max_{jj'} \varepsilon_{\text{sec},jj'}$.

To simplify the analysis for some security conditions, we introduce more ‘‘idealised’’ versions of the parameter estimation and authentication checks. We begin with the replacement of the decoy state parameter estimation, which can be defined as

$$\tilde{D}_{\text{PE}} = \begin{cases} 1 & N_{P_{2,r}^{\text{sift},1}} \geq N_{P_{1,r}^{\text{sift},1}}^{\text{tol}}, N_{P_{1,r}^{\text{sift},1}} \geq N_{P_{1,r}^{\text{sift},1}}^{\text{tol}}, D_{\text{PE}}=1 \\ & \frac{wt(X_{P_{1,r}^{\text{sift},1}} \oplus X'_{P_{1,r}^{\text{sift},1}}[\{P_{1,r}^{\text{sift},1}\}])}{N_{P_{1,r}^{\text{sift},1}}} \leq e_{\text{bit},1,\text{tol}} \quad , \\ 0 & \text{otherwise} \end{cases} \quad (\text{C5})$$

where $X'_{P_{1,r}^{\text{sift},1}}[\{P_{1,r}^{\text{sift},1}\}]$ refers to the bit values of the bitstring $X'_{P_{1,r}^{\text{sift},1}}$ at indices $\{P_{1,r}^{\text{sift},1}\} = \{i : i \in P_{1,r}^{\text{sift},1}, n_{\text{PNR},i} = 1\}$, noting that we added the three desired conditions (actual single-photon detection/error fall within the bounds). This replacement would result in a difference only when $D_{\text{PE}} = 1$ but $\tilde{D}_{\text{PE}} = 0$.

The probability of this event is tied to decoy state analysis. From decoy state analysis [30], the single-photon quantities of interest can always be bounded by

$$\begin{aligned} N_{P_i^{\text{sift},1}} &\geq \frac{p_1 \mu_0}{(\mu_1 - \mu_2)(\mu_0 - \mu_1 - \mu_2)} \times \left[\frac{e^{\mu_1}}{p_{\mu_1}} \left(1 - \frac{\mu_2(\mu_1 + \mu_2)}{\mu_0^2} \right) \mathbb{E}[N_{P_i^{\text{sift},\mu_1}}] - \frac{(\mu_1^2 - \mu_2^2)e^{\mu_0}}{\mu_0^2 p_{\mu_0}} \mathbb{E}[N_{P_i^{\text{sift},\mu_0}}] \right. \\ &\quad \left. - \frac{e^{\mu_2}}{p_{\mu_2}} \left(1 - \frac{\mu_1(\mu_1 + \mu_2)}{\mu_0^2} \right) \mathbb{E}[N_{P_i^{\text{sift},\mu_2}}] \right] \\ \mathcal{E}_{P_i^{\text{sift},1} } &\leq \frac{p_1}{\mu_1 - \mu_2} \left(\frac{e^{\mu_1}}{p_{\mu_1}} \mathbb{E}[N_{\mathcal{E},P_i^{\text{sift},\mu_1}}] - \frac{e^{\mu_2}}{p_{\mu_2}} \mathbb{E}[N_{\mathcal{E},P_i^{\text{sift},\mu_2}}] \right), \end{aligned}$$

where $\mathcal{E}_{P_i^{\text{sift},1}$ is the number of error bits in the single photon events in set $P_i^{\text{sift},1}$, and p_1 is the probability of single-photon signals sent by the source. The estimated quantities $\hat{N}_{P_i^{\text{sift},1}}^{\text{LB}}$ and $\hat{e}_{\text{bit},P_i^{\text{sift},1}}^{\text{UB}}$ can be computed similarly from the above bounds, but utilises appropriate bounds on the expectation values $\mathbb{E}[N_{P_i^{\text{sift},\mu_j}]$ and $\mathbb{E}[N_{\mathcal{E},P_i^{\text{sift},\mu_j}]$ derived from the values observed during the protocol run. For instance, $\hat{N}_{P_i^{\text{sift},1}}^{\text{LB}}$ utilises the estimated lower bound $\mathbb{E}[N_{P_i^{\text{sift},\mu_1}}^{\text{LB}}]$ instead of $\mathbb{E}[N_{P_i^{\text{sift},\mu_1}]$ (which it does not have access to), estimated using concentration bounds (we use Kato’s inequality [17, 18] as the concentration bound) from the observed $N_{P_i^{\text{sift},\mu_1}}$ value. The probability of the estimated lower bound $\mathbb{E}[N_{P_i^{\text{sift},\mu_1}}^{\text{LB}}]$ exceeding the true expectation value $\mathbb{E}[N_{P_i^{\text{sift},\mu_1}]$ is quantified by $\varepsilon_{N_{P_i^{\text{sift},\mu_1}}}$. As such, when these concentration bounds are respected, we have that $N_{P_i^{\text{sift},1}} \geq \hat{N}_{P_i^{\text{sift},1}}^{\text{LB}}$, which implies that the probability that $N_{P_i^{\text{sift},1}} < N_{P_i^{\text{sift},1}}^{\text{tol}}$ while $\hat{N}_{P_i^{\text{sift},1}}^{\text{LB}} \geq N_{P_i^{\text{sift},1}}^{\text{tol}}$ is bounded by the events where the concentration bounds are violated. As such, the probability of $D_{\text{PE}} = 1$ but $\tilde{D}_{\text{PE}} = 0$ is the sum of all such concentration bound violation events and is labelled ε_{ds} . Therefore, the trace distance on the output states gains a $2\varepsilon_{\text{ds}}$ penalty, when we replace the decision D_{PE} with its idealised version \tilde{D}_{PE} .

The purposes of authentication checks are twofold; They serve to ensure that the message transmitted between Alice and Bob match, and that the order of the communication rounds are obeyed. As such, when we define the idealised authentication checks, these are the conditions that we impose. Crucially, there are several events that we desire in an ideal check which are provided with high probability:

1. Matching label agreement, $\beta = \beta'$, is desirable to ensure the label agreement step is obeyed. Its security is provided by the fact that the masking key $K_{1,\beta}^{\text{mask}}$ choice is label-dependent, and mismatching masking key would lead to failed authentication.
2. Parameter estimation passing, $D_{\text{PE}} = 1$, is meant to indicate to Bob that parameter estimation has passed. Its security is guaranteed by Alice’s decision to not send a valid T_{AV} when $D_{\text{PE}} = 0$.
3. Alice’s tag generation occurs before Alice’s tag is validated, which indicates the ordering of Alice’s Validation step is obeyed, i.e. the event $\Omega_{5 \rightarrow 6}$, where $\Omega_{i \rightarrow j}$ labels that the i -th step occur before the j -th step. Note here that the steps refers a set of action by either Alice or Bob, receiving an input and providing and output from the communication channel. For QAKE, there are a total of seven steps.

4. Matching message, $M_{AV} = M'_{AV}$, where $M_{AV} = (X_{P_{2,r}^{\text{sift}}}, P, \theta'_{P,r}, P^{\text{sift}}, X'_{P_{1,r}^{\text{sift}}}, P_{1,r}^{\text{sift}}, P_{2,r}^{\text{sift}}, S)$ and $M'_{AV} = (\hat{X}_{P_{2,r}^{\text{sift}}}, P, \theta'_P, P_r^{\text{sift}}, X'_{P_{1,r}^{\text{sift}}}, P_1^{\text{sift}}, P_2^{\text{sift}}, S_r)$, which also implicitly contains the error verification check $(X_{P_{2,r}^{\text{sift}}} = \hat{X}_{P_{2,r}^{\text{sift}}})$.
5. Tags unaltered, $T_{AV} = T_{AV,r}$.
6. Protocol steps before Alice's validation are obeyed, namely the event $\{\Omega_{i \rightarrow i+1}\}_{i \in [2,4]}$. We note that the first step, Alice's state preparation, would WLOG occur before step 2 (Bob responding with P and basis θ_P)⁷.

As such, we label a replacement decision \tilde{D}_{AV} , which is made at the same time as D_{AV} , but with separate checks⁸. For validation of Alice, this replacement made is

$$\tilde{D}_{AV} = \begin{cases} 1 & \beta = \beta', D_{PE}=1, T_{AV}=T_{AV,r}, \\ & M_{AV}=M'_{AV}, \Omega_{2 \rightarrow 3 \rightarrow 4 \rightarrow 5 \rightarrow 6}, \\ 0 & \text{otherwise} \end{cases}, \quad (\text{C6})$$

where $\Omega_{2 \rightarrow 3 \rightarrow 4 \rightarrow 5 \rightarrow 6}$ is the event where the step ordering is $2 \rightarrow 3 \rightarrow 4 \rightarrow 5 \rightarrow 6$. The list of steps are:

1. Alice's state preparation and sending of quantum state.
2. Bob's measurement and reply of P and θ'_P .
3. Alice's sifting and response P^{sift} .
4. Bob's choice of test round and announcement of P_1^{sift} , P_2^{sift} and $X'_{P_1^{\text{sift}}}$.
5. Alice's parameter estimation and validation tag generation, sending syndrome S and tag T_{AV} to Bob.
6. Bob performs Alice's validation, and responds with his own validation tag T_{BV} .
7. Alice validates Bob's tag.

We make the switch to the idealised authentication check for scenarios where $(K_1^h, K_{1,\beta'}^{\text{mask}})$ is private (where $\beta' \geq \alpha$). This replacement results in a penalty of $2 \Pr[D_{AV} = 1, \tilde{D}_{AV} = 0]$, where D_{AV} and \tilde{D}_{AV} values are mismatched. This probability can be computed,

$$\begin{aligned} & \Pr[D_{AV} = 1, \tilde{D}_{AV} = 0] \\ & \leq \Pr[D_{AV} = 1, (\Omega_{5 \rightarrow 6}^c \vee D_{PE} = 0)] + \Pr[D_{AV} = 1, D_{PE} = 1, \Omega_{5 \rightarrow 6}, \beta \neq \beta'] \\ & \quad + \Pr[D_{AV} = 1, D_{PE} = 1, \Omega_{5 \rightarrow 6}, \beta = \beta', M_{AV} \neq M'_{AV}] \\ & \quad + \Pr[D_{AV} = 1, D_{PE} = 1, \Omega_{5 \rightarrow 6}, \beta = \beta', M_{AV} = M'_{AV}, T_{AV} \neq T_{AV,r}] \\ & \quad + \Pr[D_{AV} = 1, D_{PE} = 1, \Omega_{5 \rightarrow 6}, \beta = \beta', M_{AV} = M'_{AV}, T_{AV} = T_{AV,r}, \Omega_{1 \rightarrow 2 \rightarrow 3 \rightarrow 4}^c] \\ & \leq \frac{\Pr[\Omega_{5 \rightarrow 6}^c \vee D_{PE} = 0]}{|\mathcal{T}_{AV}|} + \frac{\Pr[D_{PE} = 1, \Omega_{5 \rightarrow 6}, \beta \neq \beta']}{|\mathcal{T}_{AV}|} + \Pr[D_{PE} = 1, \Omega_{5 \rightarrow 6}, \beta = \beta', M_{AV} \neq M'_{AV}] \varepsilon_{\text{MAC},1} \\ & \quad + \Pr[M_{AV} = M'_{AV}, \Omega_{2 \rightarrow 3}^c] + \Pr[M_{AV} = M'_{AV}, \Omega_{2 \rightarrow 3}, \Omega_{3 \rightarrow 4}^c] + \Pr[M_{AV} = M'_{AV}, \Omega_{2 \rightarrow 3 \rightarrow 4}, \Omega_{4 \rightarrow 5}^c] \\ & \leq \varepsilon_{\text{MAC},1} + p_{\text{guess}}(\theta'_P) + p_{\text{guess}}(\theta_P) + p_{\text{guess}}(P_1^{\text{sift}}), \end{aligned} \quad (\text{C7})$$

where $p_{\text{guess}}(Z)$ is the probability of the adversary guessing the parameter Z successfully before Z is announced. The first inequality splits the ‘‘bad events’’ into different cases. The second inequality uses the fact that when $\Omega_{5 \rightarrow 6}^c$ or $D_{PE} = 0$, no valid tag is generated before Bob checks Alice's authentication tag. Therefore, by the property of the strong 2-universal hash function, the probability of $D_{AV} = 1$ is no better than a random guess of the tag. When $\beta \neq \beta'$, since authentication key $K_{1,\beta}$ is random and uncorrelated to $K_{1,\beta'}$, the adversary can do no better than make a random guess of the tag, which results in a $\frac{1}{|\mathcal{T}_{AV}|}$ penalty. As for message mismatch, the property of strong 2-universal hash function ensures that the probability of generating a correct tag for M'_{AV} is bounded by $\varepsilon_{\text{MAC},1}$.

⁷ If the state preparation occurs after step 2, the state is always equivalent to one where the state preparation occurs before step 2 but with the adversary not interacting with the quantum state sent by Alice prior to step 2. This is because the state preparation does not require any input from the channel.

⁸ The checks can be considered to be performed by a hypothetical third-party, though such a party need not be physically present in the protocol run.

The final inequality combines the first three terms to upper bound it by $\varepsilon_{\text{MAC},1}$, while events $\Omega_{i \rightarrow j}^c$ with matching messages indicate that the adversary made a correct guess of the message sent in step i , which we label $p_{\text{guess}}(Z)$ for message Z . For step 2 (Bob response after quantum state measurement), the adversary has to guess θ'_P , while for step 3, this quantity is θ_P (equivalent to guessing P^{sift} with knowledge of θ_P from step 2), and in step 4, the quantity is the choice of test round P_1^{sift} from P^{sift} .

We can bound the guessing probability explicitly. The guessing probability of θ'_P is $2^{-|P|} \leq 2^{-P_{\text{tol}}^{\text{sift}}}$ since the basis are randomly chosen, and $|P| \leq P_{\text{tol}}^{\text{sift}}$. The probability of guessing θ_P can be bounded by the probability of guessing Alice's basis choice for the $N_{P_1^{\text{sift}}}^{\text{tol}}$ single-photon rounds, where the quantum state cannot provide any information on the basis. Finally, the probability of guessing the test round choice is [31]

$$\left(\frac{|P^{\text{sift}}|}{f_{P_1^{\text{sift}}}|P^{\text{sift}}|} \right)^{-1} \leq 2^{-|P^{\text{sift}}| h_{\text{bin}}(f_{P_1^{\text{sift}}}) + \log_2(|P^{\text{sift}}| + 1)} \leq 2^{-P_{\text{tol}}^{\text{sift}} h_{\text{bin}}(f_{P_1}) + \log_2(P_{\text{tol}}^{\text{sift}} + 1)}, \quad (\text{C8})$$

where we drop the ceiling function ($\lceil \cdot \rceil$) for simplicity and note that the second term is decreasing in $|P|$ for any chosen number of test rounds (at least 1 test and key round). The overall penalty to satisfy step order can be summarised as $\varepsilon_{\text{SO}} = 2^{-P_{\text{tol}}^{\text{sift}}} + 2^{-N_{P_1^{\text{sift}}}^{\text{tol}}} + 2^{-P_{\text{tol}}^{\text{sift}} h_{\text{bin}}(f_{P_1}) + \log_2(P_{\text{tol}}^{\text{sift}} + 1)}$.

To make the same switch for cases when $(K_1^h, K_{1,\beta'}^{\text{mask}})$ is accessible via a single oracle round, we first note that such cases require $\beta' < \alpha$ and by extension $\beta' < \beta$, i.e. \tilde{D}_{AV} should always return 0 since β and β' are mismatched. We first note that T_{AV} generated with private $K_{1,\beta}^{\text{mask}}$ provides no advantage to the adversary in passing D_{AV} . As such, we can follow the argument in Thm. 8 to show that the probability of $D_{\text{AV}} = 1$ is upper bounded by the probability of $F_{\text{B}} = 1$ when $F_{\text{A}} = \phi$. Combining both results, we can thus replace D_{AV} by \tilde{D}_{AV} in general in this protocol with a penalty of $2(\varepsilon_{\text{MAC},1} + \varepsilon_{\text{SO}})$.

The replacement of D_{BV} is simpler, with

$$\tilde{D}_{\text{BV}} = \begin{cases} 1 & \tilde{D}_{\text{AV}} = 1, T_{\text{BV}} = T_{\text{BV},r}, \Omega_{6 \rightarrow 7} \\ 0 & \text{otherwise} \end{cases}, \quad (\text{C9})$$

where $\Omega_{6 \rightarrow 7}$ indicates that Bob sends T_{BV} before Alice is requested to verify, and $\tilde{F}_{\text{A}} := \tilde{D}_{\text{BV}} \wedge D_{\text{PE}}$. By similar arguments, this yields an error of up to $\varepsilon_{\text{MAC},2}$. As such, these changes result in a similar penalty to the trace distance, with

$$\Delta(\mathcal{P}(\rho^{\text{in},jj'}), \rho^{\text{ideal,int}}) \leq \Delta(\mathcal{P}'(\rho^{\text{in},jj'}), \rho'^{\text{ideal,int}}) + 2(\varepsilon_{\text{MAC},1} + \varepsilon_{\text{SO}}) + 2\varepsilon_{\text{MAC},2} + 2\varepsilon_{\text{ds}}, \quad (\text{C10})$$

where \mathcal{P}' and $\rho'^{\text{ideal,int}}$ refers to the protocol and the ideal output state after the replacements. We note here that the ideal output state remains of the same form as the original ideal output state, with the difference being that ρ_E is a partial trace of a state generated by \mathcal{P}' instead.

The results of the latter sections can be summarised as Thm. 3, which is restated below.

Theorem 3. *The QAKE protocol \mathcal{P} is $(\varepsilon_{\phi 1} + \frac{1}{|\mathcal{T}_{\text{BV}}|}, \varepsilon_{\text{MAC},2}, \varepsilon'_{\text{KS}} + \varepsilon_{\mathcal{P}'}, \varepsilon'_{\text{SP},01,11} + \varepsilon_{\mathcal{P}'})$ -secure. The probability of $(F_{\text{A}}, F_{\text{B}}) = \phi 1$ event is*

$$\varepsilon_{\phi 1} = \varepsilon_{\text{MAC},1} + 2^{-P_{\text{tol}}^{\text{sift}} [1 + h_{\text{bin}}(f_{P_1})] + \log_2(P_{\text{tol}}^{\text{sift}} + 1)},$$

the penalty associated with shifting to an idealised protocol \mathcal{P}' is

$$\begin{aligned} \varepsilon_{\mathcal{P}'} &= 2(\varepsilon_{\text{MAC},1} + \varepsilon_{\text{MAC},2} + \varepsilon_{\text{ds}} + \varepsilon_{\text{SO}}) \\ \varepsilon_{\text{SO}} &= 2^{-P_{\text{tol}}^{\text{sift}}} + 2^{-N_{P_1^{\text{sift}}}^{\text{tol}}} + 2^{-P_{\text{tol}}^{\text{sift}} h_{\text{bin}}(f_{P_1}) + \log_2(P_{\text{tol}}^{\text{sift}} + 1)}, \end{aligned}$$

the key secrecy parameter for the idealised protocol is

$$\varepsilon'_{\text{KS}} = 2\sqrt{2\varepsilon_{\text{serf},1}} + \frac{1}{2} \times 2^{-\frac{1}{2}[H' - l_{\text{KB}}]},$$

the shared secrets privacy parameter for the idealised protocol when $F_B = 1$ is

$$\begin{aligned}\varepsilon'_{\text{SP},01,11} &= 4\sqrt{2\varepsilon_{\text{serf},1}} + 2(\varepsilon_2 + \varepsilon_3) + \varepsilon_{\text{SP},\text{MAC},1} + \varepsilon_{\text{SP},\text{MAC},2} \\ \varepsilon_{\text{SP},\text{MAC},1} &= \sqrt{(|\mathcal{T}_{\text{AV}}|\varepsilon_{\text{MAC},1} - 1) + 2^{\log_2\left(\frac{2+\varepsilon_3}{\varepsilon_3|\mathcal{T}_{\text{BV}}|\right)} - H'}} \\ \varepsilon_{\text{SP},\text{MAC},2} &= \sqrt{(|\mathcal{T}_{\text{BV}}|\varepsilon_{\text{MAC},2} - 1) + 2^{\log_2\left(\frac{2}{\varepsilon_2} + 1\right)} - H'},\end{aligned}$$

where

$$H' = N_{P_{2,1}^{\text{sift}}}^{\text{tol}}[1 - h_{\text{bin}}(e'_{\text{ph,tol}})] - 2 - \log_2 |\mathcal{T}_{\text{AV}}||\mathcal{T}_{\text{BV}}| - \text{leak}_{\text{EC}},$$

ε_2 and ε_3 are parameters to optimise over, $P_{\text{tol}}^{\text{sift}}$ is the minimum tolerated number of sifted rounds, ε_{ds} are errors associated with decoy state analysis, $N_{P_{2,1}^{\text{sift}}}^{\text{tol}}$ is the minimum tolerated number of single-photon rounds in set P_2^{sift} , and $e'_{\text{ph,tol}}$ is the maximum tolerated single-photon phase error rate in set P_2^{sift} , and leak_{EC} is the information leakage due to error correction.

We note that while the overall security parameters ε_{sec} and $\varepsilon_{\text{sec,int}}$ can be determined by a sum of the respective security parameters, the bound may be tightened due to overlapping considerations for different security conditions.

3. Explicit Entity Authentication

Here, we consider the first security condition of explicit entity authentication, which consists of Alice's full explicit entity authentication and Bob's almost-full explicit entity authentication. We note that the events of $F_A = \phi$, $F_B = \phi$ and $F_A, F_B \neq \phi$ are mutually exclusive and the adversary is assumed to select a particular attack at the start of the protocol.

Theorem 8. Consider the QAKE protocol \mathcal{P} , the full explicit entity authentication security parameter is

$$\varepsilon_{\text{EA},f} = \frac{\Pr[F_B \neq 1]}{|\mathcal{T}_{\text{BV}}|}.$$

and the almost-full explicit entity authentication security parameter is

$$\varepsilon_{\text{EA},af} = \Pr[F_A = \phi](\varepsilon_{\text{MAC},1} + 2^{-P_{\text{tol}}^{\text{sift}}[1+h_{\text{bin}}(f_{P_1})+\log_2(P_{\text{tol}}^{\text{sift}}+1)]}).$$

Proof. We begin with the case of full explicit entity authentication, which we recall bounds the probability of events $(F_A, F_B) \in \{10, 1\phi\}$. To obtain $F_A = 1$, Alice needs to at least successfully validate Bob by checking if $\tilde{T}_{\text{BV}} = t_{\text{BV},r}$, i.e. $\Pr[F_A = 1|F_B = \phi] \leq \Pr[\tilde{T}_{\text{BV}} = t_{\text{BV},r}|F_B = \phi]$. Since K_2 remains private from the adversary without Bob sending T_{BV} , we can again use the uniformity of the strong 2-universal hash function to have

$$\Pr[F_A = 1|F_B = \phi] \leq \Pr[h_2(K_2, m) = t_{\text{BV},r}] = \frac{1}{|\mathcal{T}_{\text{BV}}|} \quad (\text{C11})$$

for any $t_{\text{BV},r}$ that the adversary can choose. A similar argument holds for the case of $F_B = 0$ since a random string is sent in place of a valid tag. As such, full explicit entity authentication security parameter is $\varepsilon_{\text{EA},f} = \frac{\Pr[F_B \neq 1]}{|\mathcal{T}_{\text{BV}}|}$.

For the case of almost-full explicit entity authentication, Alice does not participate in the protocol, $F_A = \phi$. When $\alpha > \beta'$, the adversary may have partial information on $(K_1^h, K_{1,\beta'}^{\text{mask}})$ from a previous round via a tag generated with a chosen message input \tilde{M} . As such, the two events that can lead to $F_B = 1$, or successful validation $\tilde{T}_{\text{AV}} = T_{\text{AV},r}$, are either: (1) message \tilde{M} generating the tag matches the message M' in the current round, or (2) guessing the correct $T_{\text{AV},r}$ to send to Bob for a mismatch message, $M \neq M'$. As such, we can bound

$$\begin{aligned}\Pr[F_B = 1|F_A = \phi] &\leq \Pr[h_1(K_1^h, M') \oplus K_{1,\beta'}^{\text{mask}} = T_{\text{AV},r} | h_1(K_1^h, M) \oplus K_{1,\beta'}^{\text{mask}} = T_{\text{AV}}, M \neq M'] + p_{\text{guess}}(M') \\ &\leq \varepsilon_{\text{MAC},1} + 2^{-P_{\text{tol}}^{\text{sift}}[1+h_{\text{bin}}(f_{P_1})+\log_2(P_{\text{tol}}^{\text{sift}}+1)]},\end{aligned} \quad (\text{C12})$$

where the strong 2-universal hash function guarantees that the adversary cannot successfully guess a second message-tag pair with probability higher than $\varepsilon_{\text{MAC},1}$ and the guessing of M' for $F_A = \phi$ reduces to the ability to guess θ'_P and P_1^{sift} . As such, the almost-full explicit entity authentication security parameter is $\varepsilon_{\text{EA},af} = \Pr[F_A = \phi](\varepsilon_{\text{MAC},1} + 2^{-P_{\text{tol}}^{\text{sift}}[1+h_{\text{bin}}(f_{P_1})+\log_2(P_{\text{tol}}^{\text{sift}}+1)]}$. \square

4. Match Security

The match security condition is similar to the correctness condition of QKD, and the security guarantee can be provided during Bob validation, where the string $X_{P_{2,r}^{\text{sift}}}$ and $\hat{X}_{P_{2,r}^{\text{sift}}}$ are matched via a hash.

Theorem 9. *Consider the QAKE protocol \mathcal{P} , the match security parameter is*

$$\varepsilon_{\text{MS}} = \varepsilon_{\text{MAC},2}.$$

Proof. Since the keys generated $K_A = h_{\text{PA}}(R, X_{P_{2,r}^{\text{sift}}})$ and $K_B = h_{\text{PA}}(R, \hat{X}_{P_{2,r}^{\text{sift}}})$ with the same privacy amplification seed R would match when $X_{P_{2,r}^{\text{sift}}} = \hat{X}_{P_{2,r}^{\text{sift}}}$, i.e. $\{X_{P_{2,r}^{\text{sift}}} = \hat{X}_{P_{2,r}^{\text{sift}}}\} \implies \{K_A = K_B\}$, the converse would allow us to bound

$$\Pr[K_A \neq K_B, F_A = F_B = 1] \leq \Pr[X_{P_{2,r}^{\text{sift}}} \neq \hat{X}_{P_{2,r}^{\text{sift}}}, F_A = F_B = 1]. \quad (\text{C13})$$

We can expand the event $F_A = 1$, to extract the event $\tilde{T}_{\text{BV}} = T_{\text{BV},r}$ (part of $D_{\text{BV}} = 1$). We can upper bound this by a conditional probability,

$$\Pr[h_2(K_2, X_{P_{2,r}^{\text{sift}}}) = T_{\text{BV},r} | X_{P_{2,r}^{\text{sift}}} \neq \hat{X}_{P_{2,r}^{\text{sift}}}, h_2(K_2, \hat{X}_{P_{2,r}^{\text{sift}}}) = T_{\text{BV}}], \quad (\text{C14})$$

which describes the probability that an adversary can provide a valid tag to a message when given the tag to a different message. Since K_2 is private from the adversary, by the $\varepsilon_{\text{MAC},2}$ -almost strong 2-universal property of the hash, we can bound

$$\Pr[K_A \neq K_B, F_A = F_B = 1] \leq \varepsilon_{\text{MAC},2} \quad (\text{C15})$$

□

5. Key Secrecy

Key secrecy analyses the two specific cases where Bob generates a key, $(F_A, F_B) \in \{01, 11\}$. Intuitively, since the protocol is similar to decoy-state BB84 with modifications only in its authentication steps, the key secrecy security condition relies heavily on the secrecy condition of BB84. The implicit obeying of step order and message matching is guaranteed from the 2-universal hashing, which serves as a *message authentication* protocol.

We can summarise the result as a theorem,

Theorem 10. *Consider the QAKE protocol \mathcal{P} . Then, the key secrecy security parameter is*

$$\varepsilon_{\text{KS}} = \varepsilon'_{\text{KS}} + 2(\varepsilon_{\text{ds}} + \varepsilon_{\text{MAC},1} + \varepsilon_{\text{SO}} + \varepsilon_{\text{MAC},2})$$

where

$$\varepsilon'_{\text{KS}} = 2\sqrt{2\varepsilon_{\text{serf},1}} + \frac{1}{2} \times 2^{-\frac{1}{2}[N_{P_2,1}^{\text{tol}} - N_{P_2,1}^{\text{tol}}] h_{\text{bin}}(e'_{\text{ph,tol}}) - 2 - \log_2 |\mathcal{T}_{\text{AV}}| |\mathcal{T}_{\text{BV}}| - \text{leak}_{\text{EC}} - l_{\text{KB}}}$$

is the key secrecy of the idealised protocol \mathcal{P}' .

Proof. We begin by performing a swap to an “idealised” version of the protocol \mathcal{P}' by replacing D_{AV} , D_{BV} and D_{PE} , which gives

$$\begin{aligned} \Delta(\rho_{F_A F_B K_B LSE \wedge (F_A, F_B) \in \{01, 11\}}^{\text{out}, jj'}, \tau_{K_B} \otimes \rho_{F_A F_B LSE \wedge (F_A, F_B) \in \{01, 11\}}^{\text{out}, jj'}) \\ \leq \Delta(\rho_{\tilde{F}_A \tilde{F}_B K_B LSE \wedge (\tilde{F}_A, \tilde{F}_B) \in \{01, 11\}}^{\text{out}, jj'}, \tau_{K_B} \otimes \rho_{\tilde{F}_A \tilde{F}_B LSE \wedge (\tilde{F}_A, \tilde{F}_B) \in \{01, 11\}}^{\text{out}, jj'}) \\ + 2(\varepsilon_{\text{ds}} + \varepsilon_{\text{MAC},1} + \varepsilon_{\text{SO}} + \varepsilon_{\text{MAC},2}). \quad (\text{C16}) \end{aligned}$$

We first combine 01 and 11 cases into a single one by arguing that the trace distance is independent of the final communication round using Thm. 11. This is followed by analysing the trace distance shown in Thm. 12. Combining the results, we obtain the security parameter stated in the theorem. □

To simplify the analysis, we combine the cases of $(\tilde{F}_A, \tilde{F}_B)$ being 01 and 11 into a single condition on $\tilde{F}_B = 1$ since only the key K_B is of interest.

Theorem 11. *Consider the QAKE protocol \mathcal{P}' . Then, we have*

$$\Delta(\rho'_{\tilde{F}_A \tilde{F}_B K_B L S E \wedge (\tilde{F}_A, \tilde{F}_B) \in \{01, 11\}}, \tau_{K_B} \otimes \rho'_{\tilde{F}_A \tilde{F}_B L S E \wedge (\tilde{F}_A, \tilde{F}_B) \in \{01, 11\}}) \leq \Delta(\rho'_{K_B L' S' E \wedge \tilde{F}_B = 1}, \tau_{K_B} \otimes \rho'_{L' S' E \wedge \tilde{F}_B = 1}),$$

where the states on RHS has subsystems $L'S'$, indicating the labels and secrets correspond to that when the final step of Alice has been removed.

Proof. We first note that since $\tilde{F}_B = 1$, we have $\tilde{D}_{PE} = 1$ and the decision of \tilde{F}_A depends solely on \tilde{D}_{BV} . Moreover, since $T_{BV} \neq \perp$, the F_A condition depends solely on $T_{BV} = t_{BV,r}$, i.e. whether the adversary altered T_{BV} transmission from Bob to Alice. As such, we can write a CPTP map that maps T_{BV} and $t_{BV,r}$ (part of E) to \tilde{F}_A followed by generating secret S from S' . As such, by the property that CPTP maps cannot increase trace distance, we can reverse the map (i.e. reversing Alice's decision step and subsequent index update, which WLOG is the final step of the protocol), yielding

$$\Delta(\rho'_{F_A F_B K_B L S E \wedge (\tilde{F}_A, \tilde{F}_B) \in \{01, 11\}}, \tau_{K_B} \otimes \rho'_{\tilde{F}_A \tilde{F}_B L S E \wedge (\tilde{F}_A, \tilde{F}_B) \in \{01, 11\}}) \leq \Delta(\rho'_{K_B L' S' E \wedge \tilde{F}_B = 1}, \tau_{K_B} \otimes \rho'_{L' S' E \wedge \tilde{F}_B = 1}), \quad (C17)$$

where the $L'S'E$ indicates that the state of the subsystem before Alice's final protocol step. This aligns with our understanding that \tilde{F}_A outcome has no impact on the privacy of K_B since it does not reveal additional information. \square

With the simplification, we proceed to prove the key secrecy security parameter for the QAKE protocol with idealised parameter estimation and authentication checks,

Theorem 12. *Consider the QAKE protocol \mathcal{P}' . Then, we have that*

$$\Delta(\rho'_{K_B L S E \wedge \tilde{F}_B = 1}, \tau_{K_B} \otimes \rho'_{L S E \wedge \tilde{F}_B = 1}) \leq 2\sqrt{2\varepsilon_{\text{serf},1}} + \frac{1}{2} \times 2^{-\frac{1}{2}[N_{P_2,1}^{\text{tol}} - N_{P_2,1}^{\text{tol}} h_{\text{bin}}(e'_{\text{ph,tol}}) - 2 - \log_2 |\mathcal{T}_{AV}| |T_{BV}| - \text{leak}_{\text{EC}} - l_{K_B}]},$$

where $e'_{\text{ph,tol}}$ is the error tolerance inclusive of the correction due to Serfling bound.

Proof. Let $\tilde{\Omega}_{PE}$ be the event where parameter estimation checks $N_{P_1^{\text{sift}},1} \geq N_{P_1^{\text{sift}},1}^{\text{tol}}$, $N_{P_2^{\text{sift}},1} \geq N_{P_2^{\text{sift}},1}^{\text{tol}}$, $\frac{wt(X_{P_1^{\text{sift}},1} \oplus X'_{P_1^{\text{sift}},1})}{N_{P_1^{\text{sift}},1}} \leq e_{\text{bit},1,\text{tol}}$ are successful, for which the actual P_1^{sift} and P_2^{sift} sets are utilised instead of the received $P_{1,r}^{\text{sift}}$ and $P_{2,r}^{\text{sift}}$ in the $\tilde{D}_{PE} = 1$ condition. Due to the matching message condition in idealised authentication check, when $\tilde{F}_B = 1$, $\rho_{\tilde{F}_B = 1 \wedge \Omega_{PE}} = \rho_{\tilde{F}_B = 1 \wedge \tilde{\Omega}_{PE}}$. Noting that h_{PA} is 2-universal, we bound the trace distance using the quantum leftover hash lemma [13, 25],

$$\begin{aligned} & \Delta(\rho'_{\tilde{F}_B K_B L' S' E' \wedge \tilde{F}_B = 1}, \tau_{K_B} \otimes \rho'_{\tilde{F}_B L' S' E' \wedge \tilde{F}_B = 1}) \\ & \leq \Delta(\rho'_{K_B L' S' E \wedge \tilde{F}_B = 1 \wedge \tilde{\Omega}_{PE}}, \tau_{K_B} \otimes \rho'_{L' S' E \wedge \tilde{F}_B = 1 \wedge \tilde{\Omega}_{PE}}) \\ & \leq \frac{1}{2} \left\{ 4\varepsilon_{\text{sm},1} + 2 \left[H_{\min}^{\varepsilon_{\text{sm},1}}(\hat{X}_{P_{2,r}^{\text{sift}}} | L' S' E) \rho'_{\hat{X}_{P_{2,r}^{\text{sift}}} L' S' E \wedge \tilde{F}_B = 1 \wedge \tilde{\Omega}_{PE}}{}^{\text{out},jj'} - l_{K_B} \right] \right\}. \end{aligned} \quad (C18)$$

Focusing only on the terms relevant to the current round, we can express the smooth min-entropy as

$$H_{\min}^{\varepsilon_{\text{sm},1}}(\hat{X}_{P_{2,r}^{\text{sift}}} | L' S' E) \rho'_{\hat{X}_{P_{2,r}^{\text{sift}}} L' S' E \wedge \tilde{F}_B = 1 \wedge \tilde{\Omega}_{PE}}{}^{\text{out},jj'} = H_{\min}^{\varepsilon_{\text{sm},1}}(\hat{X}_{P_{2,r}^{\text{sift}}} | K_1^h K_2 K_{1,\beta}^{\text{mask}} E) \rho'_{\hat{X}_{P_{2,r}^{\text{sift}}} K_1^h K_2 K_{1,\beta}^{\text{mask}} E \wedge \tilde{F}_B = 1 \wedge \tilde{\Omega}_{PE}}{}^{\text{out},jj'}, \quad (C19)$$

where we note the labels are implicit contained in E . Before simplifying the min-entropy, we first list the important conditions required for $\tilde{F}_B = 1$ (inclusive of $\tilde{D}_{PE} = 1$). These are

1. $\beta = \beta'$: The index chosen for the protocol round matches.

2. $M_{AV} = M'_{AV}$: Classical messages exchanged between Alice and Bob before Alice Validation step matches.
3. $\Omega_{2 \rightarrow 3 \rightarrow 4 \rightarrow 5 \rightarrow 6}$: Protocol step order is respected from steps 2 to 6.
4. $\tilde{\Omega}_{PE}$: Standard parameter estimation checks.

With the conditions, we can simplify the smooth min-entropy term similarly to QKD, using Thm. 10 of Ref. [25] to remove $\wedge \Omega$ conditions when necessary,

$$\begin{aligned}
& H_{\min}^{\varepsilon_{sm},1}(\hat{X}_{P_{2,r}^{\text{sift}}} | K_1^h K_2 K_{1,\beta}^{\text{mask}} E) \rho_{X_{P_{2,r}^{\text{sift}}} K_1^h K_2 K_{1,\beta}^{\text{mask}} E \wedge \bar{F}_B = 1 \wedge \tilde{\Omega}_{PE}}{}^{\prime, \text{out}, jj'} \\
&= H_{\min}^{\varepsilon_{sm},1}(X_{P_2^{\text{sift}}} | K_1^h K_2 K_{1,\beta}^{\text{mask}} T_{BV} \tilde{D}_{AV} E_6) \rho_{X_{P_2^{\text{sift}}} K_1^h K_2 K_{1,\beta}^{\text{mask}} T_{BV} \tilde{D}_{AV} E_6 \wedge \beta = \beta' \wedge M_{AV} = M'_{AV} \wedge \Omega_{2 \rightarrow 3 \rightarrow 4 \rightarrow 5 \rightarrow 6} \wedge \tilde{\Omega}_{PE}}{}^{\prime, \text{out}, jj'} \\
&\geq H_{\min}^{\varepsilon_{sm},1}(X_{P_2^{\text{sift}}} | P_1^{\text{sift}} K_{1,\beta}^{\text{mask}} T_{AV} \tilde{D}_{PE} S E_5) \rho_{X_{P_2^{\text{sift}}} K_1^h K_{1,\beta}^{\text{mask}} T_{AV} \tilde{D}_{PE} S E_5 \wedge \beta = \beta' \wedge M_{AV} = M'_{AV} \wedge \Omega_{2 \rightarrow 3 \rightarrow 4 \rightarrow 5} \wedge \tilde{\Omega}_{PE}}{}^{\prime, \text{out}, jj'} - 1 - \log_2 |\mathcal{T}_{BV}| \quad (\text{C20}) \\
&\geq H_{\min}^{\varepsilon_{sm},1}(X_{P_2^{\text{sift}}} | P_1^{\text{sift}} P_2^{\text{sift}} X'_{P_1^{\text{sift}}} E_4) \rho_{X_{P_2^{\text{sift}}} P_1^{\text{sift}} P_2^{\text{sift}} X'_{P_1^{\text{sift}}} E_4 \wedge M_{AV} = M'_{AV} \wedge \Omega_{2 \rightarrow 3 \rightarrow 4} \wedge \tilde{\Omega}_{PE}}{}^{\prime, \text{out}, jj'} - 2 - \log_2 |\mathcal{T}_{BV}| |\mathcal{T}_{AV}| - \text{leak}_{EC} \\
&\geq H_{\min}^{\varepsilon_{sm},1}(X_{P_2^{\text{sift}}} | P_1^{\text{sift}} P_2^{\text{sift}} X'_{P_1^{\text{sift}}} \theta_P \theta'_P P E_1) \rho_{X_{P_2^{\text{sift}}} P_1^{\text{sift}} P_2^{\text{sift}} X'_{P_1^{\text{sift}}} \theta_P \theta'_P P E_1 \wedge \tilde{\Omega}_{PE}}{}^{\prime, \text{out}, jj'} - 2 - \log_2 |\mathcal{T}_{BV}| |\mathcal{T}_{AV}| - \text{leak}_{EC}
\end{aligned}$$

The first equality uses the fact that Bob's corrected bit string matches Alice's and that $P_2^{\text{sift}} = P_{2,r}^{\text{sift}}$, and expands $E = E_5 T_{BV} \tilde{D}_{AV}$, corresponding to output of the sixth step. The second inequality notes the removal of the classical T_{BV} and \tilde{D}_{AV} using the chain rule of smooth min-entropy for classical systems [20], followed by removing K_2 , noting that it is independent of the rest of the state without T_{BV} . Furthermore, the CPTP map describing Eve taking the outputs of step 5 and preparing inputs of step 6 is reversed. The third inequality removes the classical T_{AV} , \tilde{D}_{PE} and S using the chain rule of smooth min-entropy, followed by removal of K_1^h and $K_{1,\beta}^{\text{mask}}$ since they are independent of the state after removal of T_{AV} . Furthermore, the CPTP map describing Eve taking the outputs of step 4 and preparing the inputs of step 5 is reversed. The final inequality reverses the remaining CPTP map to arrive at the state after step 1.

The quantum state $\rho_{X_{P_2^{\text{sift}}} P_1^{\text{sift}} P_2^{\text{sift}} X'_{P_1^{\text{sift}}} \theta_P \theta'_P P E_1 \wedge \tilde{\Omega}_{PE}}{}^{\prime, \text{out}, jj'}$ can be viewed as being generated from a standard decoy-state BB84. As such, we can bound the min-entropy by [25, 30],

$$H_{\min}^{\varepsilon_{sm},1}(X_{P_2^{\text{sift}}} | P_1^{\text{sift}} P_2^{\text{sift}} X'_{P_1^{\text{sift}}} \theta_P \theta'_P P E_1) \rho_{X_{P_2^{\text{sift}}} P_1^{\text{sift}} P_2^{\text{sift}} X'_{P_1^{\text{sift}}} \theta_P \theta'_P P E_1 \wedge \tilde{\Omega}_{PE}}{}^{\prime, \text{out}, jj'} \geq N_{P_2^{\text{sift}},1}^{\text{tol}} [1 - h_{\text{bin}}(e_{\text{ph,tol}})], \quad (\text{C21})$$

where $\varepsilon_{sm,1} \geq \sqrt{2\varepsilon_{\text{serf},1}}$, $N_{P_2^{\text{sift}},1}^{\text{tol}}$ is a lower bound on the number of single-photon events in set P_2^{sift} , with phase error tolerance

$$e'_{\text{ph,tol}} = e_{\text{bit},1,\text{tol}} + g(N_{P_1^{\text{sift}},1}^{\text{tol}}, N_{P_2^{\text{sift}},1}^{\text{tol}}, \varepsilon_{\text{serf},1}). \quad (\text{C22})$$

□

6. Shared Secrets Privacy

The final security parameter to examine is the shared secrets privacy condition, which can be summarised as

Theorem 13. *Consider the QAKE protocol \mathcal{P} . Then, the shared secrets privacy security condition satisfies*

$$\varepsilon_{SP} = \varepsilon'_{SP,01,11} + 2(\varepsilon_{ds} + \varepsilon_{MAC,1} + \varepsilon_{SO} + \varepsilon_{MAC,2})$$

where

$$\begin{aligned}
\varepsilon'_{SP,01,11} &= 4\sqrt{2\varepsilon_{\text{serf},1}} + 2(\varepsilon_2 + \varepsilon_3) + \varepsilon_{SP,MAC,1} + \varepsilon_{SP,MAC,2}, \\
\varepsilon_{SP,MAC,1} &= \sqrt{(|\mathcal{T}_{AV}| \varepsilon_{MAC,1} - 1) + 2^{\log_2(\frac{2}{\varepsilon_3} + 1) + \text{leak}_{EC} + 2 + \log_2 |\mathcal{T}_{AV}| - N_{P_2^{\text{sift}},1}^{\text{tol}} [1 - h_{\text{bin}}(e'_{\text{ph,tol}})]}} \\
\varepsilon_{SP,MAC,2} &= \sqrt{(|\mathcal{T}_{BV}| \varepsilon_{MAC,2} - 1) + 2^{\log_2(\frac{2}{\varepsilon_2} + 1) + \text{leak}_{EC} + 2 + \log_2 |\mathcal{T}_{AV}| |\mathcal{T}_{BV}| - N_{P_2^{\text{sift}},1}^{\text{tol}} [1 - h_{\text{bin}}(e'_{\text{ph,tol}})]}}
\end{aligned}$$

is the shared secrets privacy parameter for idealised protocol \mathcal{P}' for cases where $F_B = 1$.

Proof. We begin by performing the swap to an “idealised” version of the protocol \mathcal{P}' , with replacement of D_{AV} , D_{BV} and D_{PE} , which incurs a penalty of $2(\varepsilon_{ds} + \varepsilon_{MAC,1} + \varepsilon_{MAC,2} + \varepsilon_{SO})$. We then analyse the components of the shared secrets privacy trace distance separately, based on the $(\tilde{F}_A, \tilde{F}_B)$ values. For the $(\tilde{F}_A, \tilde{F}_B) = \phi 0$ case, the switch to “idealised” checks means none of the secrets are utilised and thus are not leaked, as presented in Thm. 14. For the case of $(\tilde{F}_A, \tilde{F}_B) \in \{0\phi, 00\}$, which is analysed together in Thm. 15, there main leakage concern is that from sending T_{AV} . There, we provide a clear reason for the necessity of the channels $\mathcal{E}_{K_1^h K_{1,i}^{\text{mask}} E_i \rightarrow E_{i+1}}$ – to quantify the leakage of information when T_{AV} is sent, but where $K_{1,i}^{\text{mask}}$ is still required for future rounds. Finally, the case of $(\tilde{F}_A, \tilde{F}_B) \in \{01, 11\}$ can be analysed in a similar way to the key secrecy condition, with the variables to keep private being $K_1^h K_{1,i}^{\text{mask}} K_2$. The privacy is maintained via the strong extractor property and QLHL [6, 13], where the adversary’s uncertainty of $\hat{X}_{P_2,r}$ provides masking for the keys of the 2-universal hash function, as shown in Thm. 26. Combining all the results, we get the statement presented in the theorem. \square

We begin with the case of $(\tilde{F}_A, \tilde{F}_B) = (\phi, 0)$,

Theorem 14. *Consider the QAKE protocol \mathcal{P}' . Then, we have that*

$$\Delta \left(p_{\phi 0}^{\text{real}} \rho_{LSE|(\tilde{F}_A, \tilde{F}_B)=\phi 0}^{\text{'out}, jj'}, \sum_{\tilde{j}' \geq j'} p_{\phi 0, \tilde{j}} \rho_{LSE}^{j, \tilde{j}'+1} \right) = 0.$$

Proof. The goal here and in subsequent theorems is to prove that secrets that should not be leaked remains private. The trace distance can be expressed as

$$\Delta \left(p_{\phi 0}^{\text{real}} \rho_{LSE|(\tilde{F}_A, \tilde{F}_B)=\phi 0}^{\text{'out}, jj'}, \sum_{\tilde{j}' \geq j'} p_{\phi 0, \tilde{j}} \rho_{LSE}^{j, \tilde{j}'+1} \right) \leq \sum_{\tilde{j}' \geq j'} p_{\phi 0, \tilde{j}} \Delta \left(\rho_{LSE|(\tilde{F}_A, \tilde{F}_B)=\phi 0, \beta'=\tilde{j}'}^{\text{'out}, jj'}, \rho_{LSE}^{j, \tilde{j}'+1} \right), \quad (\text{C23})$$

for $\tilde{j}' \geq j'$, noting that the choice of $\beta' < j'$ is not possible (by definition of β'). We can thus analyse the trace distance separately for each \tilde{j}' selection.

Here, we focus on an arbitrary \tilde{j}' for analysis, where

$$\begin{aligned} \rho_{LSE}^{j, \tilde{j}'+1} &= |j, \tilde{j}' + 1 \rangle \langle j, \tilde{j}' + 1|_{\alpha\alpha'} \otimes \tau_{K_2 R K_{1,j}^{\text{mask}} \dots K_{1,m}^{\text{mask}}} \otimes \mathcal{E}_{K_1^h K_{1,j-1}^{\text{mask}} E_{j-1} \rightarrow E} \circ \dots \\ &\circ \mathcal{E}_{K_1^h K_{1, \tilde{j}'+1}^{\text{mask}} E_{\tilde{j}'+1} \rightarrow E_{\tilde{j}'+2}} (\tau_{K_1^h K_{1, \tilde{j}'+1}^{\text{mask}} \dots K_{1, \tilde{j}-1}^{\text{mask}}} \otimes \rho_{E_{\tilde{j}'+1}}). \end{aligned} \quad (\text{C24})$$

We first note that with the change to idealised checks, the protocol does not utilise any of the shared secrets when $\tilde{F}_A = \phi$ and thus would not leak them. As such, the only operation on the secrets is the tracing away of $K_{1,i}^{\text{mask}}$ for $i \leq \min\{j, \tilde{j}' + 1\}$, which will no longer be used. For input state with the form of $\rho_{LSE}^{j, \tilde{j}'}$, tracing away $K_{1,i}^{\text{mask}}$ would lead to removal of its corresponding channel $\mathcal{E}_{K_1^h K_{1,i}^{\text{mask}} E_i \rightarrow E_{i+1}}$ for $i \in [\min\{j, \tilde{j}'\}, \in \{j, \tilde{j}' + 1\}]$, resulting in the $\rho_{LSE}^{j, \tilde{j}'+1}$ state. Therefore, the output state is ideal. \square

We can consider the cases of $(\tilde{F}_A, \tilde{F}_B) = (0, \phi)$ and $\tilde{F}_A = \tilde{F}_B = 0$ cases together, since they share a common event $\tilde{F}_A = 0$.

Theorem 15. *Consider the QAKE protocol \mathcal{P}' . Then, we have*

$$\Delta \left(p_{0\phi}^{\text{real}} \rho_{LSE|(\tilde{F}_A, \tilde{F}_B)=0\phi}^{\text{'out}, jj'} + p_{00}^{\text{real}} \rho_{LSE|(\tilde{F}_A, \tilde{F}_B)=00}^{\text{'out}, jj'}, \sum_{\tilde{j} \geq j} p_{0\phi, \tilde{j}} \rho_{LSE}^{\tilde{j}+1, j'} + \sum_{\tilde{j} \geq j, \tilde{j}' \geq j'} p_{00, \tilde{j}\tilde{j}'} \rho_{LSE}^{\tilde{j}+1, \tilde{j}'+1} \right) = 0.$$

Proof. We can follow a similar splitting of trace distance according to the \tilde{j} and \tilde{j}' values,

$$\sum_{\tilde{j} \geq j} p_{0\phi, \tilde{j}} \Delta \left(\rho_{LSE|(\tilde{F}_A, \tilde{F}_B)=0\phi, \beta=\tilde{j}}^{\text{'out}, jj'}, \rho_{LSE}^{\tilde{j}+1, j'} \right) + \sum_{\tilde{j} \geq j, \tilde{j}' \geq j'} p_{00, \tilde{j}\tilde{j}'} \Delta \left(\rho_{LSE|(\tilde{F}_A, \tilde{F}_B)=00, (\beta, \beta')=\tilde{j}\tilde{j}'}^{\text{'out}, jj'}, \rho_{LSE}^{\tilde{j}+1, \tilde{j}'+1} \right), \quad (\text{C25})$$

and evaluating the individual terms instead. We note that in any of the instances, K_2 and R remain private since they are never utilised.

We begin with studying the terms of the $(\tilde{F}_A, \tilde{F}_B) = 0\phi$ case, which we have to split further into two sub-cases: (1) $\tilde{j} + 1 \leq j'$ and (2) $\tilde{j} + 1 > j'$. Since Alice sends tag T_{AV} irrespective of \tilde{F}_A , some information of $(K_1^h, K_{1,\tilde{j}}^{\text{mask}})$ can be leaked, though how it manifests in the ideal state depends on the sub-case. In sub-case (1), we note that $K_{1,i}^{\text{mask}}$ for any $i \leq \tilde{j}$ will not be utilised in the future and can be traced out. This includes tracing away $K_{1,\tilde{j}}^{\text{mask}}$, which by Thm. 4, guarantees that K_1^h remains private, which leads to an output state $\rho_{LSE}^{\tilde{j}+1,j'}$. In sub-case (2), $K_{1,\tilde{j}}^{\text{mask}}$ may be utilised in future rounds. Since the only information of the secrets learnt in the protocol round is via T_{AV} , we can consider a worse case where the adversary has a single-round access to an oracle where it can select any message M and obtain a corresponding tag, i.e. $\mathcal{E}_{K_1^h K_{1,\tilde{j}} E_{\tilde{j} \rightarrow E}}$. This leads to an additional channel in the state, thereby matching the form of $\rho_{LSE}^{\tilde{j}+1,j'}$ when $\tilde{j} + 1 > j'$. Combining both arguments, the trace distance contribution when $(\tilde{F}_A, \tilde{F}_B) = 0\phi$ is 0.

In the $(\tilde{F}_A, \tilde{F}_B) = 00$ case, T_{AV} announcement remains the main concern. Similar to the previous case, when $\tilde{j} + 1 > j' + 1$, the leakage of $(K_1^h, K_{1,\tilde{j}}^{\text{mask}})$ results in an additional channel $\mathcal{E}_{K_1^h K_{1,\tilde{j}} E_{\tilde{j} \rightarrow E}}$ in the output state, while for $\tilde{j} + 1 \leq j' + 1$, the tracing out of $K_{1,\tilde{j}}^{\text{mask}}$ ensures that K_1^h remains private. In addition, $K_{1,i}^{\text{mask}}$ for $i \leq \min\{\tilde{j}, j'\}$ are traced out. The resulting output state would therefore match $\rho_{LSE}^{\tilde{j}+1,j'+1}$, yielding a trace distance of 0. \square

Here, we analyse the final two cases of $(\tilde{F}_A, \tilde{F}_B) \in \{01, 11\}$ jointly since they are similar.

Theorem 16. *Consider the QAKE protocol \mathcal{P}' . Then, we have*

$$\Delta \left(p_{01}^{\text{real}} \rho_{LSE|(\tilde{F}_A, \tilde{F}_B)=01}^{\text{'out},jj'} + p_{11}^{\text{real}} \rho_{LSE|(\tilde{F}_A, \tilde{F}_B)=11}^{\text{'out},jj'}, \sum_{\tilde{j} \geq \max\{j,j'\}} p_{01,\tilde{j}} \rho_{LSE}^{\tilde{j}+1,\tilde{j}} + \sum_{\tilde{j} \geq \max\{j,j'\}} p_{11,\tilde{j}} \rho_{LSE}^{\tilde{j},\tilde{j}} \right) \leq \varepsilon'_{\text{SP},01,11}$$

where

$$\begin{aligned} \varepsilon'_{\text{SP},01,11} = & 4\sqrt{2\varepsilon_{\text{serf},1}} + 2(\varepsilon_2 + \varepsilon_3) + \sqrt{(|\mathcal{T}_{BV}| \varepsilon_{\text{MAC},2} - 1) + 2^{\log_2\left(\frac{2}{\varepsilon_2} + 1\right) + \text{leak}_{\text{EC}} + 2 + \log_2 |\mathcal{T}_{AV}| |\mathcal{T}_{BV}| - N_{P_2^{\text{sift}},1}^{\text{tol}} [1 - h_{\text{bin}}(e'_{\text{ph,tol}})]}} \\ & + \sqrt{(|\mathcal{T}_{AV}| \varepsilon_{\text{MAC},1} - 1) + 2^{\log_2\left(\frac{2}{\varepsilon_3} + 1\right) + \text{leak}_{\text{EC}} + 2 + \log_2 |\mathcal{T}_{AV}| - N_{P_2^{\text{sift}},1}^{\text{tol}} [1 - h_{\text{bin}}(e'_{\text{ph,tol}})]}}, \end{aligned}$$

where ε_1 and ε_2 are parameters to optimise over. If the hash functions are 2-universal, then

$$\varepsilon'_{\text{SP},01,11} = 4\sqrt{2\varepsilon_{\text{serf},1}} + \frac{1}{2} \times 2^{-\frac{1}{2} [N_{P_2,1}^{\text{tol}} - N_{P_2,1}^{\text{tol}} h_{\text{bin}}(e'_{\text{ph,tol}}) - \text{leak}_{\text{EC}} - 2 - \log_2 |\mathcal{T}_{AV}| |\mathcal{T}_{BV}|]} \left(1 + 2^{-\frac{1}{2} \log_2 |\mathcal{T}_{AV}|} \right).$$

Proof. We can explicitly express the form of the output state,

$$\begin{aligned} p_{01}^{\text{real}} \rho_{LSE|(\tilde{F}_A, \tilde{F}_B)=01}^{\text{'out},jj'} &= \sum_{\tilde{j} \geq j_{\text{max}}} |\tilde{j} + 1, \tilde{j}\rangle \langle \tilde{j} + 1, \tilde{j}|_{\alpha\alpha'} \otimes \rho_{K_1^h K_2 R K_{1,[\tilde{j},m]}^{\text{mask}}}^{\text{'out},jj'} E \wedge \tilde{F}_B = 1 \wedge \tilde{F}_A = 0 \wedge \beta = \tilde{j} \\ p_{11}^{\text{real}} \rho_{LSE|(\tilde{F}_A, \tilde{F}_B)=11}^{\text{'out},jj'} &= \sum_{\tilde{j} \geq j_{\text{max}}} |\tilde{j}, \tilde{j}\rangle \langle \tilde{j}, \tilde{j}|_{\alpha\alpha'} \otimes \rho_{K_1^h K_2 R K_{1,[\tilde{j},m]}^{\text{mask}}}^{\text{'out},jj'} E \wedge \tilde{F}_B = 1 \wedge \tilde{F}_A = 1 \wedge \beta = \tilde{j} \\ \sum_{\tilde{j} \geq \max\{j,j'\}} p_{01,\tilde{j}} \rho_{LSE}^{\tilde{j}+1,\tilde{j}} &= \sum_{\tilde{j} \geq j_{\text{max}}} |\tilde{j} + 1, \tilde{j}\rangle \langle \tilde{j} + 1, \tilde{j}|_{\alpha\alpha'} \otimes \tau_{K_1^h K_2 R K_{1,[\tilde{j},m]}^{\text{mask}}} \otimes \rho_{E \wedge \tilde{F}_B = 1 \wedge \tilde{F}_A = 0 \wedge \beta = \tilde{j}}^{\text{'out},jj'} \\ \sum_{\tilde{j} \geq \max\{j,j'\}} p_{11,\tilde{j}} \rho_{LSE}^{\tilde{j},\tilde{j}} &= \sum_{\tilde{j} \geq j_{\text{max}}} |\tilde{j}, \tilde{j}\rangle \langle \tilde{j}, \tilde{j}|_{\alpha\alpha'} \otimes \tau_{K_1^h K_2 R K_{1,[\tilde{j},m]}^{\text{mask}}} \otimes \rho_{E \wedge \tilde{F}_B = 1 \wedge \tilde{F}_A = 1 \wedge \beta = \tilde{j}}^{\text{'out},jj'}. \end{aligned} \tag{C26}$$

We note that \tilde{F}_A and \tilde{F}_B is implicitly stored in E , and can be utilised to compute $\alpha\alpha'$. As such, we can express the overall trace distance as

$$\Delta(\rho_{K_1^h K_2 R K_{1,\tilde{j}}^{\text{mask}}}^{\text{'out},jj'} E \wedge \tilde{F}_B = 1, \tau_{K_1^h K_2 R K_{1,\tilde{j}}^{\text{mask}}} \otimes \rho_{E \wedge \tilde{F}_B = 1}^{\text{'out},jj'}), \tag{C27}$$

where R and $K_{1,[\tilde{j}+1,m]}^{\text{mask}}$ are removed since they are unused in this protocol round, and thus remain private.

We simplify the trace distance by first introducing an intermediate state with only K_2 being private,

$$\begin{aligned} & \Delta(\rho_{K_1^h K_2 K_{1,j}^{\text{mask}} E \wedge \tilde{F}_B=1}^{\text{'out},jj'}, \tau_{K_1^h K_2 K_{1,j}^{\text{mask}}} \otimes \rho_{E \wedge \tilde{F}_B=1}^{\text{'out},jj'}) \\ & \leq \Delta(\rho_{K_1^h K_2 K_{1,j}^{\text{mask}} E \wedge \tilde{F}_B=1}^{\text{'out},jj'}, \tau_{K_2} \otimes \rho_{K_1^h K_{1,j}^{\text{mask}} E \wedge \tilde{F}_B=1}^{\text{'out},jj'}) + \Delta(\rho_{K_1^h K_{1,j}^{\text{mask}} E \wedge \tilde{F}_B=1}^{\text{'out},jj'}, \tau_{K_1^h K_{1,j}^{\text{mask}}} \otimes \rho_{E \wedge \tilde{F}_B=1}^{\text{'out},jj'}). \end{aligned} \quad (\text{C28})$$

To simplify the trace distance, we show that $h_2(K_2, X)$ and $h_1(K_1, X) \oplus K_1^{\text{mask}}$ are strong extractors. Since h_2 is a $\varepsilon_{\text{MAC},2}$ -almost strong two-universal hash function, it is $\varepsilon_{\text{MAC},2}$ -two-universal and thus a strong extractor [13]. We can consider $h'_1(K_1 \| K_1^{\text{mask}}, X) = h_1(K_1, X) \oplus K_1^{\text{mask}}$, which is a $\varepsilon_{\text{MAC},1}$ -almost strong two-universal hash function, from the fact that h_1 is $\varepsilon_{\text{MAC},1}$ -almost XOR two-universal [11]. Therefore, h'_1 is a strong extractor [13], with keys $K' = K_1 \| K_1^{\text{mask}}$, i.e. both authentication and masking keys remain private. Summarising the result, the strong extractor property implies that

$$\begin{aligned} & \Delta(\rho_{K_1^h K_2 K_{1,j}^{\text{mask}} E \wedge \tilde{F}_B=1}^{\text{'out},jj'}, \tau_{K_1^h K_2 K_{1,j}^{\text{mask}}} \otimes \rho_{E \wedge \tilde{F}_B=1}^{\text{'out},jj'}) \leq 2(\varepsilon_{\text{sm},2} + \varepsilon_{\text{sm},3} + \varepsilon_2 + \varepsilon_3) \\ & + \sqrt{(|\mathcal{T}_{\text{BV}}| \varepsilon_{\text{MAC},2} - 1) + 2^{\log_2 |\mathcal{T}_{\text{BV}}| + \log_2 (\frac{2}{\varepsilon_2} + 1) - H_{\min}^{\varepsilon_{\text{sm},2}}(\hat{X}_{P_2^{\text{sift}},r} | K_1^h K_{1,\beta}^{\text{mask}} E) \wedge \tilde{\Omega}_{\text{PE}} \wedge \tilde{F}_B=1}} \\ & + \sqrt{(|\mathcal{T}_{\text{AV}}| \varepsilon_{\text{MAC},1} - 1) + 2^{\log_2 |\mathcal{T}_{\text{AV}}| + \log_2 (\frac{2}{\varepsilon_3} + 1) - H_{\min}^{\varepsilon_{\text{sm},3}}(\hat{X}_{P_2^{\text{sift}},r} | E) \wedge \tilde{\Omega}_{\text{PE}} \wedge \tilde{F}_B=1}}, \end{aligned} \quad (\text{C29})$$

where we label $\tilde{\Omega}_{\text{PE}}$ on smooth min-entropy as evaluation on the corresponding state when event $\tilde{\Omega}_{\text{PE}}$ occurs. We can now follow a similar analysis as in the proof of Thm. 10, with the main difference being the lack of conditioning on some secrets. For the first smooth min-entropy with smoothing parameter $\varepsilon_{\text{sm},2}$, the conditioning on K_2 is not present. Therefore, T_{BV} , as the output of a $\varepsilon_{\text{MAC},2}$ -almost strongly 2-universal hash function, is uniform and independent of the input, importantly $X_{P_2^{\text{sift}}}$. As such, it can be removed without using the min-entropy chain rule, i.e. without incurring a $\log_2 |\mathcal{T}_{\text{BV}}|$ penalty, resulting in

$$H_{\min}^{\varepsilon_{\text{sm},2}}(\hat{X}_{P_2^{\text{sift}},r} | K_1^h K_{1,\beta}^{\text{mask}} E) \rho_{\hat{X}_{P_2^{\text{sift}},r} K_1^h K_{1,\beta}^{\text{mask}} E \wedge \tilde{\Omega}_{\text{PE}} \wedge \tilde{F}_B=1}^{\text{'out},jj'} \geq N_{P_2^{\text{sift}},1}^{\text{tol}} - N_{P_2^{\text{sift}},1}^{\text{tol}} h_{\text{bin}}(e'_{\text{ph,tol}}) - \text{leak}_{\text{EC}} - \log_2 |\mathcal{T}_{\text{AV}}| - 2. \quad (\text{C30})$$

In the second term, both the conditioning on K_2 and $K_1^h K_{1,\beta}^{\text{mask}}$ are absent. Similarly, we can argue that T_{AV} and T_{BV} are uniform and independent of X_{P_2} since the respective seeds of the almost 2-universal hash functions are not part of the conditioning. As such, we have

$$H_{\min}^{\varepsilon_{\text{sm},3}}(\hat{X}_{P_2^{\text{sift}},r} | E) \rho_{\hat{X}_{P_2^{\text{sift}},r} E \wedge \tilde{\Omega}_{\text{PE}} \wedge \tilde{F}_B=1}^{\text{'out},jj'} \geq N_{P_2^{\text{sift}},1}^{\text{tol}} - N_{P_2^{\text{sift}},1}^{\text{tol}} h_{\text{bin}}(e'_{\text{ph,tol}}) - \text{leak}_{\text{EC}} - 2. \quad (\text{C31})$$

Combining the results, the trace distance is bounded by

$$\begin{aligned} & \Delta(\rho_{K_1^h K_2 K_{1,j}^{\text{mask}} E \wedge \tilde{F}_B=1}^{\text{'out},jj'}, \tau_{K_1^h K_2 K_{1,j}^{\text{mask}}} \otimes \rho_{E \wedge \tilde{F}_B=1}^{\text{'out},jj'}) \leq 4\sqrt{2\varepsilon_{\text{serf},1}} + 2(\varepsilon_2 + \varepsilon_3) \\ & + \sqrt{(|\mathcal{T}_{\text{BV}}| \varepsilon_{\text{MAC},2} - 1) + 2^{\log_2 (\frac{2}{\varepsilon_2} + 1) + \text{leak}_{\text{EC}} + 2 + \log_2 |\mathcal{T}_{\text{AV}}| |\mathcal{T}_{\text{BV}}| - N_{P_2^{\text{sift}},1}^{\text{tol}} [1 - h_{\text{bin}}(e'_{\text{ph,tol}})]}} \\ & + \sqrt{(|\mathcal{T}_{\text{AV}}| \varepsilon_{\text{MAC},1} - 1) + 2^{\log_2 (\frac{2}{\varepsilon_3} + 1) + \text{leak}_{\text{EC}} + 2 + \log_2 |\mathcal{T}_{\text{AV}}| - N_{P_2^{\text{sift}},1}^{\text{tol}} [1 - h_{\text{bin}}(e'_{\text{ph,tol}})]}}. \end{aligned} \quad (\text{C32})$$

We can repeat the analysis with two-universal hash function using QLHL to obtain the second set of bounds in the theorem. \square

Appendix D: QAKE with Pseudorandom Basis Choice

While QAKE can be built from QKD protocols, one can also look to build QAKE protocols from authentication protocols by including key exchange. One such authentication protocol of interest was provided by Fehr et. al. [6], where a client and server pre-shares basis information and authentication keys. By sending qubits prepared in the shared basis, and the message to authenticate in a hash together with the bit values of the qubits, one can provide security for message authentication. Interestingly, in the ideal setting, the protocol provides key recycling property – where the shared basis and authentication keys would remain private and need not be updated. However, it fails

in practical setting, where the effects of photon loss, channel noise and multiphoton events are considered. Adapting the protocol to be secure in the practical setting by introducing e.g. decoy state [30, 32–34] and error correction, the resulting protocol includes mutual authentication and can provide key generation with little change, i.e. achieve the QAKE tasks.

The resultant QAKE protocol is similar to the standard QKD protocol, decoy-state BB84 [30, 35], with two advantages: (1) using a shared basis between client and server, thereby removing the need for sifting and generating more secret keys, and (2) having only a single round of authenticated communication each way (client to server and server to client)⁹ provides both key and entity authentication.

One major flaw is that the length of the pre-shared basis θ typically has to be large to account for signal loss and finite-size effects (we require on the order of 10^{10} signals in our experiment). This, along with the need to refresh θ every round via key updating due to leakage from multi-photon events, renders the protocol inefficient. The most practical solution to this problem is to use a shorter pre-shared master key and generate a larger key from a quantum-safe *pseudorandom number generator* (PRNG) like AES [36]. We note that there are similar proposals in QKD where the basis information is generated or encrypted using a PRNG [37, 38].

1. Protocol

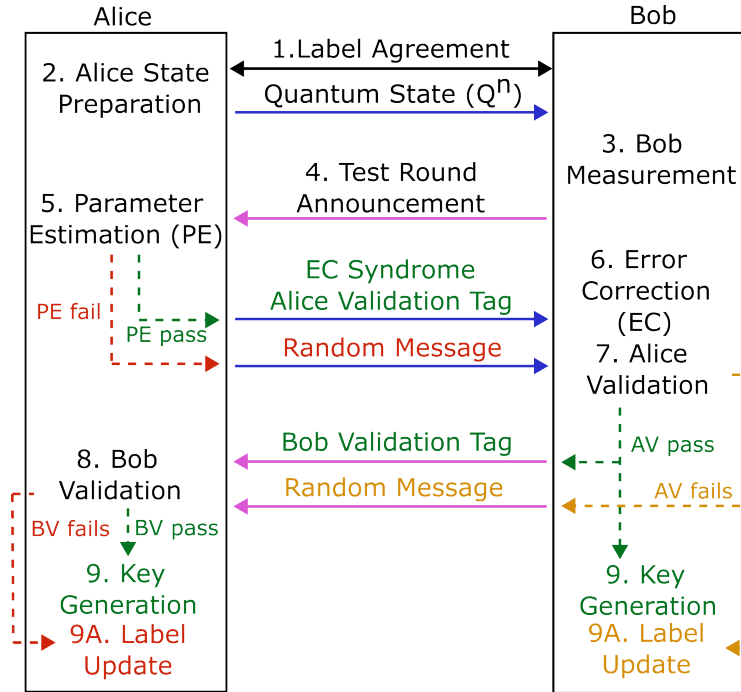


FIG. 5. Summary of the QAKE with pseudorandom basis protocol proposed. The protocol begins with both parties establishing the label to use, followed by Alice sending quantum states to Bob. Bob announces the test round results, which Alice can then use for parameter estimation. If this passes, error correction and validation of Alice’s identity would occur followed by validation of Bob’s identity. Finally, the two parties independently decide whether to generate secret keys or update their label (signalling a protocol failure).

We begin with two parties, Alice and Bob, sharing a set of secrets \mathcal{S}_{sec} : (1) shared basis seed $\tilde{\theta} = \{\tilde{\theta}_j\}_{j=1, \dots, m}$, where $\tilde{\theta} \in \{0, 1\}^{l_{\tilde{\theta}}}$, (2) authentication keys K_1^h and K_2 , (3) privacy amplification seed R , and (4) authentication masking key $K_1^{\text{mask}} = \{K_{1,j}^{\text{mask}}\}_{j=1, \dots, m}$. We note that the authentication keys and privacy amplification seed always remain secret and unchanged – “key recycling”. Alice and Bob each has a label, α and α' respectively, that notes

⁹ It is known that one can reduce the amount of authentication in QKD as well to a single round each way [9].

the secrets to utilise for the round (i.e. which $\tilde{\theta}_i$ and $K_{1,i}^{OTP}$ to utilise), thereby allowing secrets to be replaced (by never using them again) when authentication fails. They also publicly share a $\varepsilon_{\text{MAC},1}$ -almost XOR 2-universal hash function h_1 (authentication key K_1^h), a $\varepsilon_{\text{MAC},2}$ -almost strongly 2-universal hash function h_2 (authentication key K_2) to generate the authentication tags, and a 2-universal hash function h_{PA} for privacy amplification to generate secret keys. Alice and Bob also agrees on an error correction protocol, with syndrome generation function f_{syn} , decoding function $f_{\text{syn}}^{\text{dec}}$ and an error correction efficiency of f_{EC} . They also agree on the use of a $(t', \varepsilon_{\text{PRNG}})$ -quantum secure PRNG, G^{PRNG} . We note here that the subscript r on any random variables represent the received variable, e.g. α_r is received by Bob when α is sent by Alice, since the adversary could alter the messages sent through the classical communication channel. The protocol schematic is shown in Fig. 5, and is detailed below.

Protocol 2 Quantum Authenticated Key Exchange with Pseudorandom Basis Selection

Goal. Alice and Bob authenticates one another, and performs key exchange.

1. **Label Agreement:** Alice and Bob exchange α and α' . Alice (resp. Bob) sends α (resp. α') and receives α'_r (resp. α_r), which results in an label choice $\beta = \max\{\alpha, \alpha'_r\}$ (resp. $\beta' = \max\{\alpha_r, \alpha'\}$).
 2. **Alice State Preparation:** Alice generates a n -bit basis string with a PRNG using the basis seed, $\theta_\beta = G^{\text{PRNG}}(\tilde{\theta}_\beta)$, randomly chooses a n -bit string $x \in \{0, 1\}^n$ and a n -trit string $v \in \{0, 1, 2\}^n$ according to probability distribution p_v . She then prepares n phase-randomised coherent BB84 states $\left\{ \rho_{Q_i}^{\theta_i, x_i, \mu_{v_i}} \right\}_{i \in [1, n]}$, with basis θ_i , bit value x_i , and intensity μ_{v_i} .
 3. **Bob Measurement:** Alice sends Q^n to Bob, who measures subsystems Q_i using basis $\theta'_{\beta'} = G^{\text{PRNG}}(\tilde{\theta}'_{\beta'})$, and records outcome x'_i . If Bob detects no clicks, he declares $x'_i = \perp$. If Bob detects multiple clicks, he randomly selects $x'_i \in \{0, 1\}$.
 4. **Test Round Announcement:** Bob records the detection rounds, $P = \{i : x'_i \neq \perp\}$, and randomly splits it into P_1 and P_2 , with $|P_1| = \lceil f_{P_1} |P| \rceil$, where f_{P_1} is some pre-determined fraction of rounds for parameter estimation. Bob announces $P_1, P_2, \theta'_{\beta'}$ and x'_{P_1} .
 5. **Parameter Estimation:** Alice estimates a lower bound on single-photon events in the sets $P_{2,r}$ and $P_{1,r}$, $\hat{N}_{P_{2,r},1}^{\text{LB}}$ and $\hat{N}_{P_{1,r},1}^{\text{LB}}$, and the single-photon bit error rate, $\hat{e}_{\text{bit}, P_{1,r},1}^{\text{UB}}$, via decoy-state analysis, and the upper bound on the bit error rate in set $P_{2,r}$, $\hat{e}_{\text{bit}, P_{2,r}}^{\text{UB}}$ via the Serfling bound. Alice checks if $|P_{1,r}| = \lceil f_{P_1} |P_1| \rceil$, $\hat{N}_{P_{2,r},0}^{\text{LB}} \geq N_{P_{2,r},0}^{\text{tol}}$, $\hat{N}_{P_{2,r},1}^{\text{LB}} \geq N_{P_{2,r},1}^{\text{tol}}$, $\hat{e}_{\text{bit}, P_{1,r},1}^{\text{UB}} \leq e_{\text{bit},1,\text{tol}}$, $e_{\text{bit}, P_{1,r}} \leq e_{\text{bit},\text{tol}}$, and $\theta'_{\beta',r} = \tilde{\theta}_\beta$. If these are satisfied, Alice sets $D_{\text{PE}} = 1$, otherwise she sets $D_{\text{PE}} = 0$.
 6. **Error Correction:** Alice computes the length of the syndrome, $|S| = f_{\text{EC}} h_{\text{bin}}(e'_{\text{bit},\text{tol}})$, where $e'_{\text{bit},\text{tol}}$ is the modified bit error tolerance (defined in security analysis) and h_{bin} is the binary entropy. If $D_{\text{PE}} = 1$, Alice generates a syndrome $s = f_{\text{syn}}(x_{P_{2,r}})$ and forwards it to Bob, otherwise, Alice sends a random string of length $|S|$ to Bob. Bob receives the syndrome s_r and computes the corrected bit string $\hat{x}_{P_{2,r}} = f_{\text{syn}}^{\text{dec}}(x'_{P_{2,r}}, s_r)$.
 7. **Alice Validation:** If $D_{\text{PE}} = 1$, Alice generates a tag $t_{\text{AV}} = h_1(K_1^h, x'_{P_{1,r}} || P_{1,r} || P_{2,r} || x_{P_{2,r}} || s) \oplus K_{1,\beta}^{\text{mask}}$ and forwards it to Bob, otherwise, Alice sends a random string of the same length as the tag. Bob receives tag $t_{\text{AV},r}$ and generates verification tag $\tilde{t}_{\text{AV}} = h_1(K_1^h, x'_{P_1} || P_1 || P_2 || \hat{x}_{P_{2,r}} || s_r) \oplus K_{1,\beta'}^{\text{mask}}$ and checks if $t_{\text{AV},r} = \tilde{t}_{\text{AV}}$. If the tags matches, Bob validates Alice and output $D_{\text{AV}} = 1$, otherwise, he sets $D_{\text{AV}} = 0$.
 8. **Bob Validation:** Bob decides whether the authentication round succeeds, $F_{\text{B}} = D_{\text{AV}}$. If $F_{\text{B}} = 1$, Bob generates a tag, $t_{\text{BV}} = h_2(K_2, \hat{x}_{P_{2,r}})$, and sends t_{BV} to Alice. If $F_{\text{B}} = 0$, Bob sends a random string of length $|T_{\text{BV}}|$ instead. Alice receives the tag $t_{\text{BV},r}$, and computes the verification tag, $\tilde{t}_{\text{BV}} = h_2(K_2, x_{P_{2,r}})$. If $t_{\text{BV},r} = \tilde{t}_{\text{BV}}$, Alice validates Bob, $D_{\text{BV}} = 1$, otherwise, she sets $D_{\text{BV}} = 0$.
 9. **Secret Key Generation and Label Update:** Alice decides whether to accept the round based on her parameter estimation and validation of Bob, i.e. $F_{\text{A}} = D_{\text{PE}} \wedge D_{\text{BV}}$. If Alice (resp. Bob) decides to perform key generation, $F_{\text{A}} = 1$ (resp. $F_{\text{B}} = 1$), she (resp. he) performs privacy amplification $K_{\text{A}} || \tilde{\theta}_\beta = h_{\text{PA}}(R, x_{P_{2,r}})$ (resp. $K_{\text{B}} || \tilde{\theta}'_{\beta'} = h_{\text{PA}}(R, \hat{x}_{P_{2,r}})$), where the basis seed $\tilde{\theta}$ is updated and $K_{\text{A}} K_{\text{B}}$ are the cryptographically secure keys that can be used for other purposes. If key generation is not performed, the labels are updated, i.e. if $F_{\text{A}} = 0$, Alice updates her label $\alpha = \beta + 1$ and if $F_{\text{B}} = 0$, Bob updates his label $\alpha' = \beta' + 1$.
-

We note here that we choose the PRNG with $t' \geq 2(t+t_{MG})+t_{ex}+t_{SG,PR}$, for an adversary assumed to be limited by resource t during the protocol (e.g. limited run time). The resource t_{MG} and t_{ex} relate to the security analysis of the protocol with PRNG, used to prove that the gap between bit and phase error is small in Appendix E2. The resource $t_{SG,PR}$ relates to the limited ability of the adversary to guess the basis seed during before it is announced, as shown in Appendix A. We note additionally that the PRNG master key is much smaller than the basis string length, importantly $2|\tilde{\theta}_\beta| < n$.

2. Overall Protocol Security

As per the security analysis of the original QAKE protocol, the focus of the security analysis here would be for a single-round, for which we have to first define the set of ideal input and output states. The labels remain α and α' , with the set of shared secrets \mathcal{S}_{sec} having additionally basis seed $\tilde{\theta}_i$. The basis seed $\tilde{\theta}_i$ used to generate the shared basis can potentially be leaked after utilisation in a protocol round, so we let basis seeds for indices $i \leq \alpha_{\text{max}} - 1$ ($\alpha_{\text{max}} = \max\{\alpha, \alpha'\}$) be leaked. Hash masking keys behave similarly, with keys corresponding to indices $i < \alpha_{\text{min}} - 1$ ($\alpha_{\text{min}} = \min\{\alpha, \alpha'\}$) no longer being used. Unlike the original QAKE protocol, authentication key K_1^h will always remain secure, alongside authentication key K_2 and privacy amplification seed R . This difference stems from Bob's reply of the basis seed $\tilde{\theta}'_{\beta'}$, which serves as a method for Alice to authenticate Bob, preventing T_{AV} from being announced when this check fails. As such, we define the ideal input state $\rho^{\text{in}} = \sum_{jj'} p_{jj'} \rho_{LSE}^{jj'}$, where

$$\rho_{LSE}^{jj'} = |jj'\rangle\langle jj'|_{\alpha\alpha'} \otimes \tau_{K_1^h K_2 R K_{1,\text{min}}^{\text{mask}} \dots K_{1,m}^{\text{mask}}} \otimes \tilde{\tau}_{\tilde{\theta}_{j_{\text{max}}} \dots \tilde{\theta}_m \tilde{\theta}'_{j_{\text{max}}} \dots \tilde{\theta}'_m} \otimes \rho_E, \quad (\text{D1})$$

where $L = \alpha\alpha'$ and S refer to the secrets.

The ideal output state in the intermediate rounds contains the secret key variables $K_A K_B$, the decision labels $F_A F_B$ which also doubles as authentication success/failure indicators, and LSE . Following the argument in Sec. C2, we can analyse the trace distance corresponding to each input state separately. The QAKE security conditions then dictate that the ideal intermediate output state is

$$\begin{aligned} \rho^{\text{ideal,int},jj'} = & |\perp\perp\rangle\langle\perp\perp|_{K_A K_B} \otimes \left[|0\phi\rangle\langle 0\phi|_{F_A F_B} \otimes \sum_{\tilde{j} \geq j} p_{0\phi, \tilde{j}} \rho_{LSE}^{\tilde{j}+1, j'} + |\phi 0\rangle\langle \phi 0|_{F_A F_B} \otimes \sum_{\tilde{j}' \geq j'} p_{\phi 0, \tilde{j}'} \rho_{LSE}^{j, \tilde{j}'+1} \right. \\ & \left. + |00\rangle\langle 00|_{F_A F_B} \otimes \sum_{\tilde{j} \geq j, \tilde{j}' \geq j'} p_{00, \tilde{j}\tilde{j}'} \rho_{LSE}^{\tilde{j}+1, \tilde{j}'+1} \right] + |01, \perp\rangle\langle 01, \perp|_{F_A F_B K_A} \otimes \tau_{K_B} \otimes \sum_{\tilde{j} \geq \max\{j, j'\}} p_{01, \tilde{j}} \rho_{LSE}^{\tilde{j}+1, \tilde{j}} \quad (\text{D2}) \\ & + |11\rangle\langle 11|_{F_A F_B} \otimes \tilde{\tau}_{K_A K_B} \otimes \sum_{\tilde{j} \geq \max\{j, j'\}} p_{11, \tilde{j}} \rho_{LSE}^{\tilde{j}\tilde{j}}, \end{aligned}$$

matching Eqn. (C3). Conditions 1 and 3 in Thm. 1 are trivially satisfied by observation, allowing us to focus on the single-round security for a single component, with overall security ε_{sec} .

To simplify the analysis for some security conditions, we similarly introduce ‘‘idealised’’ versions of the parameter estimation and authentication checks. We first note that the steps are given by:

1. Alice's state preparation and sending of quantum state.
2. Bob's measurement and test round announcement, with reply P_1 , P_2 , $\tilde{\theta}'_{\beta'}$, and X'_{P_1} .
3. Alice's parameter estimation and validation tag generation, sending syndrome S and tag T_{AV} to Bob.
4. Bob performs Alice's validation, and responds with his own validation tag T_{BV} .
5. Alice validates Bob's tag.

The replacement of the decoy state parameter estimation D_{PE} to \tilde{D}_{PE} and Bob's validation D_{BV} to \tilde{D}_{BV} can be performed as described in Sec. C2 (note \tilde{D}_{BV} has $\Omega_{4 \rightarrow 5}$ instead). The replacement for Alice's validation D_{AV} to

\tilde{D}_{AV} is modified since the steps of the protocol are different, and the announcement of $\tilde{\theta}_\beta$ can provide additional authentication ability. We define instead

$$\tilde{D}_{AV} = \begin{cases} 1 & \beta=\beta', D_{PE}=1, T_{AV}=T_{AV,r}, \\ & M_{AV}=M'_{AV}, \Omega_{2 \rightarrow 3 \rightarrow 4} \\ 0 & \text{otherwise} \end{cases}. \quad (D3)$$

Since $(K_1^h, K_{1,\beta'}^{\text{mask}})$ is always private, we can follow the same argument in Sec. C 2 to show

$$\begin{aligned} \Pr[D_{AV} = 1, \tilde{D}_{AV} = 0] &\leq \varepsilon_{\text{MAC},1} + \Pr[D_{AV} = 1, D_{PE} = 1, \Omega_{3 \rightarrow 4}, \beta = \beta', M_{AV} = M'_{AV}, T_{AV} = T_{AV,r}, \Omega_{2 \rightarrow 3}^c] \\ &\leq \varepsilon_{\text{MAC},1} + \Pr[D_{PE} = 1, \beta = \beta', \Omega_{2 \rightarrow 3}^c] \\ &\leq \varepsilon_{\text{MAC},1} + p_{\text{guess}}(\tilde{\theta}_\beta), \end{aligned} \quad (D4)$$

where the first inequality uses the expansion in Eqn. (C7) with the first three terms bounded by $\varepsilon_{\text{MAC},1}$, while the remaining term relates to step ordering. The third inequality simplifies the probability, where $\tilde{\theta}_\beta$ has to be matched for $D_{PE} = 1$, and this has to take place for $\beta = \beta'$ ($\tilde{\theta}_{\beta'}$ not leaked to adversary prior to the protocol round) and before Bob announces $\tilde{\theta}_\beta$ in step 2. The guessing probability of $\tilde{\theta}_\beta$ can be computed, since it is only utilised to generate the quantum state in the first round. For a given choice of parameter with $p_{\geq 2}$ probability of multi-photon events which we assume in the worst case would provide θ_i to the adversary, then given a $(t', \varepsilon_{\text{PRNG}})$ -quantum secure PRNG with $t' \geq t + t_{SG,PR}$ and $2l_{\tilde{\theta}} < n$, by Thm. 6, the probability of guessing $\tilde{\theta}_\beta$ is bounded by $\varepsilon_{\tilde{\theta}, \text{PRNG}} = \varepsilon_{\text{PRNG}} + 2^{-n+l_{\tilde{\theta}}}$, where n is the number of signals sent.

As such, these changes result in a similar penalty to the trace distance, with

$$\Delta(\mathcal{P}(\rho^{\text{in},jj'}), \rho^{\text{ideal,int}}) \leq \Delta(\mathcal{P}'(\rho^{\text{in},jj'}), \rho'^{\text{ideal,int}}) + 2(\varepsilon_{\text{MAC},1} + \varepsilon_{\tilde{\theta}, \text{PRNG}}) + 2\varepsilon_{\text{MAC},2} + 2\varepsilon_{\text{ds}}, \quad (D5)$$

where \mathcal{P}' and $\rho'^{\text{ideal,int}}$ refers to the protocol and the ideal output state after the replacements. We note here that the ideal output state remains of the same form as the original ideal output state, with the difference being that ρ_E is a partial trace of a state generated by \mathcal{P}' instead.

The results of the latter sections can be summarised below.

Theorem 17. *Consider a QAKE protocol with PRNG basis choice \mathcal{P} , where the adversary is limited by resource t and the PRNG selected is $(t', \varepsilon_{\text{PRNG}})$ -quantum-secure with $t' \geq 2(t + t_{MG}) + t_{ex}$ and $t' \geq t + t_{SG,PR}$. The protocol is $\left(\frac{1}{|\mathcal{T}_{AV}|} + \frac{1}{|\mathcal{T}_{BV}|}, \varepsilon_{\text{MAC},2}, \varepsilon'_{\text{KS}} + \varepsilon_{\mathcal{P}'}, \varepsilon'_{\text{SP},10,11} + \varepsilon_{\tilde{\theta}, \text{PRNG}} + \varepsilon_{\mathcal{P}'}\right)$ -secure. The penalty associated with shifting to an idealised protocol \mathcal{P}' is*

$$\varepsilon_{\mathcal{P}'} = 2(\varepsilon_{\text{MAC},1} + \varepsilon_{\tilde{\theta}, \text{PRNG}} + \varepsilon_{\text{MAC},2} + \varepsilon_{\text{ds}}),$$

the key secrecy parameter for the idealised protocol is

$$\varepsilon'_{\text{KS}} = 4\varepsilon_{\text{sm}} + 2^{-\frac{1}{2}[N_{P_2,1}^{\text{tol}} - N_{P_2,1}^{\text{tol}} h_{\text{bin}}(e'_{\text{ph,tol}}) - 2 - \log_2 |\mathcal{T}_{AV}| |\mathcal{T}_{BV}| - \text{leak}_{\text{EC}} - l_{K_B} - l_{\tilde{\theta}}]},$$

the shared secrets privacy parameter for the idealised protocol when $F_B = 1$ is

$$\varepsilon'_{\text{SP},10,11} = 10\varepsilon_{\text{sm}} + 4(\varepsilon_2 + \varepsilon_3) + \varepsilon_{\text{SP,PA}} + \varepsilon_{\text{SP,MAC},1} + \varepsilon_{\text{SP,MAC},2},$$

$$\varepsilon_{\text{SP,PA}} = 2^{-\frac{1}{2}[N_{P_2,1}^{\text{tol}} - N_{P_2,1}^{\text{tol}} h_{\text{bin}}(e'_{\text{ph,tol}}) - \text{leak}_{\text{EC}} - \log_2 |\mathcal{T}_{AV}| |\mathcal{T}_{BV}| - l_{K_B} - l_{\tilde{\theta}}]}$$

$$\varepsilon_{\text{SP,MAC},1} = \sqrt{(|\mathcal{T}_{AV}| \varepsilon_{\text{MAC},1} - 1) + 2^{\log_2 \left(\frac{2}{\varepsilon_3} + 1\right) + \text{leak}_{\text{EC}} + 2 + \log_2 |\mathcal{T}_{AV}| - N_{P_2,1}^{\text{tol}} [1 - h_{\text{bin}}(e'_{\text{ph,tol}})]}}$$

$$\varepsilon_{\text{SP,MAC},2} = \sqrt{(|\mathcal{T}_{BV}| \varepsilon_{\text{MAC},2} - 1) + 2^{\log_2 \left(\frac{2}{\varepsilon_2} + 1\right) + \text{leak}_{\text{EC}} + 2 + \log_2 |\mathcal{T}_{AV}| |\mathcal{T}_{BV}| - N_{P_2,1}^{\text{tol}} [1 - h_{\text{bin}}(e'_{\text{ph,tol}})]}}$$

and the associated smoothing parameter is

$$\varepsilon_{\text{sm}} = \sqrt{2(2\varepsilon_{\text{IRNG}} + \varepsilon_{\text{PRNG}} + \varepsilon_{\text{serf},1})}.$$

We note that while the overall security parameters ε_{sec} and $\varepsilon_{\text{sec,int}}$ can be determined by a sum of the respective security parameters, the bound can be tightened due to overlapping considerations for different security conditions. For instance, the secret key generation and label update hashes $X_{P_2,r}$ and outputs both the key K_A and the updated basis string $\tilde{\theta}_\beta$. As such, in the analysis of both key secrecy and shared secrets privacy, the same security consideration with penalty term relating to smooth min-entropy of $X_{P_2,r}$ is included.

3. Explicit Entity Authentication

The explicit entity authentication security condition looks at the probability of scenarios where $F_B = 1$ or $F_A = 1$ would wrongly claim a partnering session (or one with common entity confirmation identifier).

Theorem 18. *Consider the QAKE protocol \mathcal{P} with adversary resource limit t and a $(t', \varepsilon_{\text{PRNG}})$ -quantum-secure PRNG. The full explicit entity authentication security parameter is*

$$\varepsilon_{\text{EA},f} = \frac{\Pr[F_B \neq 1]}{|\mathcal{T}_{\text{BV}}|}.$$

and the almost-full explicit entity authentication security parameter is

$$\varepsilon_{\text{EA},af} = \frac{\Pr[F_A = \phi]}{|\mathcal{T}_{\text{AV}}|}.$$

Proof. We begin with the case of full explicit authentication, which is defined with $\Pr[F_A = 1, F_B = \phi] + \Pr[F_A = 1, F_B = 0]$. Let us consider the first case where Bob does not participate in the protocol, $F_B = \phi$. To obtain $F_A = 1$, Alice needs to at least successfully validate Bob by checking if $\tilde{T}_{\text{BV}} = t_{\text{BV},r}$, i.e. $\Pr[F_A = 1 | F_B = \phi] \leq \Pr[\tilde{T}_{\text{BV}} = t_{\text{BV},r} | F_B = \phi]$. Since K_2 remains private from the adversary without Bob sending T_{BV} , the uniformity property of the strong 2-universal hash function implies

$$\Pr[F_A = 1 | F_B = \phi] \leq \Pr[h_2(K_2, m) = t_{\text{BV},r}] = \frac{1}{|\mathcal{T}_{\text{BV}}|} \quad (\text{D6})$$

for any $t_{\text{BV},r}$ that the adversary can choose. A similar argument applies in the case where $F_B = 0$, which results in $\varepsilon_{\text{EA},f} = \frac{\Pr[F_B \neq 1]}{|\mathcal{T}_{\text{BV}}|}$.

For almost-full explicit authentication, Alice does not participate in the protocol, $F_A = \phi$. To obtain a result of $F_B = 1$, Bob needs to successfully validate Alice by checking if $\tilde{T}_{\text{AV}} = t_{\text{AV},r}$, where $t_{\text{AV},r}$ has to be chosen by the adversary. Suppose a worse case where a message m can be known to the adversary. Since $(K_1^h, K_{1,\beta'}^{\text{mask}})$ remains private from the adversary, by the uniformity property of a strong 2-universal hash function, we have that

$$\Pr[F_B = 1 | F_A = \phi] \leq \Pr[h_1(K_1^h, m) \oplus K_{1,\beta'}^{\text{mask}} = t_{\text{AV},r}] = \frac{1}{|\mathcal{T}_{\text{AV}}|} \quad (\text{D7})$$

for any $t_{\text{AV},r}$ that the adversary can choose. As such, the first term in entity authentication is $\Pr[F_A = \phi, F_B = 1] = \frac{\Pr[F_A = \phi]}{|\mathcal{T}_{\text{AV}}|}$. □

4. Match Security

Theorem 19. *Consider the QAKE protocol \mathcal{P} with adversary resource limit t and a $(t', \varepsilon_{\text{PRNG}})$ -quantum-secure PRNG. The match security parameter is*

$$\varepsilon_{\text{MS}} = \varepsilon_{\text{MAC},2}.$$

Proof. Same as Thm. 9. □

5. Key Secrecy

Key secrecy analyses the two specific cases where K_B generates a key, $(F_A, F_B) \in \{01, 11\}$. Instead of having the security relying on the secrecy condition of decoy-state BB84 like in the original QAKE protocol, it relies on the secrecy condition of decoy-state BB84 with shared pseudorandom basis in Appendix E3. We can summarise the result as a theorem,

Theorem 20. Consider the QAKE protocol \mathcal{P} with adversary resource limit t and a $(t', \varepsilon_{\text{PRNG}})$ -quantum-secure PRNG. Then, the key secrecy security parameter is

$$\varepsilon_{\text{KS}} = \varepsilon'_{\text{KS}} + 2(\varepsilon_{\text{MAC},1} + \varepsilon_{\tilde{\theta},\text{PRNG}}) + 2\varepsilon_{\text{MAC},2} + 2\varepsilon_{\text{ds}} \quad (\text{D8})$$

where

$$\begin{aligned} \varepsilon'_{\text{KS}} &= 4\varepsilon_{\text{sm}} + 2^{-\frac{1}{2}[N_{P_2,1}^{\text{tol}} - N_{P_2,1}^{\text{tol}} h_{\text{bin}}(e'_{\text{ph,tol}}) - 2 - \log_2 |\tilde{T}_{\text{AV}}| |\tilde{T}_{\text{BV}}| - \text{leak}_{\text{EC}} - l_{K_B} - l_{\tilde{\theta}}]} \\ \varepsilon_{\text{sm}} &= \sqrt{2(2\varepsilon_{\text{IRNG}} + \varepsilon_{\text{PRNG}} + \varepsilon_{\text{serf},1})} \end{aligned}$$

is the key secrecy of the idealised protocol \mathcal{P}' .

Proof. For simplicity, we perform the swap to an “idealised” version of the protocol \mathcal{P}' by replacing D_{AV} , D_{BV} and D_{PE} , which gives

$$\begin{aligned} &\Delta(\rho_{\tilde{F}_A \tilde{F}_B K_B LSE \wedge (F_A, F_B) \in \{01,11\}}^{\text{out},jj'}, \tau_{K_B} \otimes \rho_{\tilde{F}_A \tilde{F}_B LSE \wedge (F_A, F_B) \in \{01,11\}}^{\text{out},jj'}) \\ &\leq \Delta(\rho_{\tilde{F}_A \tilde{F}_B K_B LSE \wedge (\tilde{F}_A, \tilde{F}_B) \in \{01,11\}}^{\text{out},jj'}, \tau_{K_B} \otimes \rho_{\tilde{F}_A \tilde{F}_B LSE \wedge (\tilde{F}_A, \tilde{F}_B) \in \{01,11\}}^{\text{out},jj'}) + 2(\varepsilon_{\text{ds}} + \varepsilon_{\text{MAC},1} + \varepsilon_{\tilde{\theta},\text{PRNG}} + \varepsilon_{\text{MAC},2}). \end{aligned} \quad (\text{D9})$$

We first combine 01 and 11 cases into a single one by arguing that the trace distance is independent of the final communication round using Thm. 21. This is followed by analysing the trace distance using the secrecy of decoy-state BB84 with pre-shared pseudorandom basis, shown in Thm. 22. Combining the results, we obtain the security parameter stated in the theorem. \square

The combination of the two cases 01 and 11 into a single trace distance can be expressed as

Theorem 21. Consider the QAKE protocol \mathcal{P}' . Then, we have

$$\Delta(\rho_{\tilde{F}_A \tilde{F}_B K_B LSE \wedge (\tilde{F}_A, \tilde{F}_B) \in \{01,11\}}^{\text{out},jj'}, \tau_{K_B} \otimes \rho_{\tilde{F}_A \tilde{F}_B LSE \wedge (\tilde{F}_A, \tilde{F}_B) \in \{01,11\}}^{\text{out},jj'}) \leq \Delta(\rho_{K_B L'S'E \wedge \tilde{F}_B=1}^{\text{out},jj'}, \tau_{K_B} \otimes \rho_{L'S'E \wedge \tilde{F}_B=1}^{\text{out},jj'}),$$

where the states on RHS has subsystems $L'S'$, indicating the labels and secrets correspond to that when the final step of Alice has been removed.

Proof. We first note that since $\tilde{F}_B = 1$, we have $\tilde{D}_{\text{PE}} = 1$ and the decision of \tilde{F}_A depends solely on \tilde{D}_{BV} . Moreover, since $\tilde{D}_{\text{AV}} = \tilde{F}_B = 1$ and $T_{\text{BV}} \neq \perp$, the \tilde{F}_A condition depends solely on $T_{\text{BV}} = t_{\text{BV},r}$, i.e. whether the adversary altered t_{BV} transmission from Bob to Alice. As such, we can write a CPTP map that maps T_{BV} and $t_{\text{BV},r}$ (part of E) to \tilde{F}_A followed by generating secret S from S' , and reverse the map in the trace distance (i.e. reversing Alice’s decision step and subsequent index update, which WLOG is the final step of the protocol), yielding

$$\begin{aligned} &\Delta(\rho_{\tilde{F}_A \tilde{F}_B K_B LSE \wedge (\tilde{F}_A, \tilde{F}_B) \in \{01,11\}}^{\text{out},jj'}, \tau_{K_B} \otimes \rho_{\tilde{F}_A \tilde{F}_B LSE \wedge (\tilde{F}_A, \tilde{F}_B) \in \{01,11\}}^{\text{out},jj'}) \\ &\leq \Delta(\rho_{K_B L'S'E \wedge \tilde{F}_B=1}^{\text{out},jj'}, \tau_{K_B} \otimes \rho_{L'S'E \wedge \tilde{F}_B=1}^{\text{out},jj'}), \end{aligned} \quad (\text{D10})$$

where the $L'S'E$ indicates that the state of the subsystem before Alice’s final protocol step. This aligns with our understanding that \tilde{F}_A outcome has no impact on the privacy of K_B since it does not reveal additional information. \square

With the removal of \tilde{F}_A , we can provide a key secrecy security parameter for \mathcal{P}' ,

Theorem 22. Consider the QAKE protocol \mathcal{P}' with adversary resource limit t and a $(t', \varepsilon_{\text{PRNG}})$ -quantum-secure PRNG. Then, we have that

$$\begin{aligned} \Delta(\rho_{K_B LSE \wedge \tilde{F}_B=1}^{\text{out},jj'}, \tau_{K_B} \otimes \rho_{LSE \wedge \tilde{F}_B=1}^{\text{out},jj'}) &\leq 4\sqrt{2(2\varepsilon_{\text{IRNG}} + \varepsilon_{\text{PRNG}} + \varepsilon_{\text{serf},1})} \\ &\quad + 2^{-\frac{1}{2}[N_{P_2,1}^{\text{tol}} - N_{P_2,1}^{\text{tol}} h_{\text{bin}}(e'_{\text{ph,tol}}) - 2 - \log_2 |\mathcal{T}_{\text{AV}}| |\mathcal{T}_{\text{BV}}| - \text{leak}_{\text{EC}} - l_{K_B} - l_{\tilde{\theta}}]}, \end{aligned}$$

where $\varepsilon_{\tilde{\theta},\text{PRNG}}$ is the error associated with guessing the basis generation seed $\tilde{\theta}$, $e'_{\text{ph,tol}}$ is the error tolerance inclusive of the correction due to Serfling bound.

Proof. Let us first note that $\tilde{\theta}'_\beta$ is refreshed during key generation, and we label the original value before refresh as $\tilde{\theta}^{\text{in}}_\beta$ for clarity. We follow a similar analysis as Thm. 12 and we first define $\tilde{\Omega}_{\text{PE}}$ to be the event where parameter estimation checks $N_{P_1,1} \geq N_{P_1,1}^{\text{tol}}$, $N_{P_2,1} \geq N_{P_2,1}^{\text{tol}}$, $\frac{wt(X_{P_1,1} \oplus X'_{P_1,1})}{N_{P_1,1}} \leq e_{\text{bit},1,\text{tol}}$ are successful, for which the actual P_1 and P_2 sets are utilised. Due to the condition of $(P_1, P_2, X'_{P_1}) = (P_{1,r}, P_{2,r}, X'_{P_1,r})$, when $F_B = 1$, $\rho_{\wedge F_B=1 \wedge \Omega_{\text{PE}}} = \rho_{\wedge F_B=1 \wedge \tilde{\Omega}_{\text{PE}}}$. Let us define $\tilde{L}' = L' \setminus \tilde{\theta}'_\beta$, where the refreshed $\tilde{\theta}'_\beta$ has to be uniformly independent as well (part of shared secret privacy). Noting that h_{PA} is 2-universal, we bound the trace distance using the quantum leftover hash lemma [13, 25],

$$\begin{aligned} & \Delta(\rho'_{\tilde{F}_B K_B L' S' E' \wedge \tilde{F}_B=1}, \tau_{K_B} \otimes \rho'_{\tilde{F}_B L' S' E' \wedge \tilde{F}_B=1}) \\ & \leq 2p_{\tilde{\Omega}_{\text{PE}}} \Delta(\rho'_{K_B \tilde{\theta}'_\beta \tilde{L}' S' E' \wedge \tilde{F}_B=1 | \tilde{\Omega}_{\text{PE}}}, \tau_{K_B \tilde{\theta}'_\beta} \otimes \rho'_{\tilde{L}' S' E' \wedge \tilde{F}_B=1 | \tilde{\Omega}_{\text{PE}}}) \\ & \leq p_{\tilde{\Omega}_{\text{PE}}} \left\{ 4\varepsilon_{\text{sm},1} + 2^{-\frac{1}{2} [H_{\min}^{\varepsilon_{\text{sm},1}}(\hat{X}_{P_2,r} | L' S E)]} \rho'_{\hat{X}_{P_2,r} L' S E \wedge \tilde{F}_B=1 | \tilde{\Omega}_{\text{PE}}}^{-l_{K_B} - l_{\tilde{\theta}'_\beta}} \right\}, \end{aligned} \quad (\text{D11})$$

where the first inequality uses the property $\Delta(\rho_{ABC}, \tau_A \otimes \rho_{BC}) \leq 2\Delta(\rho_{ABC}, \tau_{AB} \otimes \rho_C)$. Let us first expand the LS subsystems and remove irrelevant terms. L' is simply equal values of β and β' since $\tilde{F}_B = 1$ leaves it unchanged and the step updating β (Alice's final step) has been removed. S' includes K_1^h , K_2 , R , $\{\tilde{\theta}_i\}_i$, and $\{K_{1,i}^{\text{mask}}\}_i$. We note that any $\tilde{\theta}_i$ and $K_{1,i}^{\text{mask}}$ secrets for $i < \beta$ along with $\tilde{\theta}_\beta^{\text{in}}$ would be part of E' (either announced or not required to remain secret). For any $\tilde{\theta}_i$ and $K_{1,i}^{\text{mask}}$ with $i > \beta$, they would be independent of $\hat{X}_{P_2,r}$ since they are not utilised in the protocol yet. As such, we can rewrite

$$H_{\min}^{\varepsilon_{\text{sm},1}}(\hat{X}_{P_2,r} | L' S' E) \rho'_{\hat{X}_{P_2,r} L' S' E \wedge \tilde{F}_B=1 | \tilde{\Omega}_{\text{PE}}} = H_{\min}^{\varepsilon_{\text{sm},1}}(\hat{X}_{P_2,r} | \beta K_1^h K_2 K_{1,\beta}^{\text{mask}} E) \rho'_{\hat{X}_{P_2,r} K_1^h K_2 K_{1,\beta}^{\text{mask}} E \wedge \tilde{F}_B=1 | \tilde{\Omega}_{\text{PE}}} \quad (\text{D12})$$

The important conditions for $\tilde{F}_B = 1$ (inclusive of $\tilde{D}_{\text{PE}} = 1$) are

1. $\beta = \beta'$: The index chosen for the protocol round matches.
2. $M_{\text{AV}} = M'_{\text{AV}}$: Messages (except $\tilde{\theta}'_\beta$) exchanged between Alice and Bob before Alice Validation step matches.
3. $\Omega_{2 \rightarrow 3 \rightarrow 4}$: Protocol step order is respected.
4. $\tilde{\Omega}_{\text{PE}}$: Standard parameter estimation checks.

Let us begin with the min-entropy simplification, noting that the order of most steps in the protocol are obeyed, and reversing these steps by using the data-processing inequality and removing events by Thm. 10 of Ref. [25],

$$\begin{aligned} & H_{\min}^{\varepsilon_{\text{sm},1}}(\hat{X}_{P_2,r} | \beta K_1^h K_2 K_{1,\beta}^{\text{mask}} E') \rho'_{\beta \hat{X}_{P_2,r} K_1^h K_2 K_{1,\beta}^{\text{mask}} E \wedge \tilde{F}_B=1 | \tilde{\Omega}_{\text{PE}}} \\ & \geq H_{\min}^{\varepsilon_{\text{sm},1}}(X_{P_2,r} | \beta K_1^h K_2 K_{1,\beta}^{\text{mask}} E') \rho'_{X_{P_2,r} K_1^h K_2 K_{1,\beta}^{\text{mask}} E \wedge \beta = \beta' \wedge M_{\text{AV}} = M'_{\text{AV}} \wedge \Omega_{2 \rightarrow 3 \rightarrow 4} | \tilde{\Omega}_{\text{PE}}} \\ & \geq H_{\min}^{\varepsilon_{\text{sm},1}}(X_{P_2} | \beta K_1^h K_2 K_{1,\beta}^{\text{mask}} E_4) \rho'_{\beta X_{P_2} K_1^h K_2 K_{1,\beta}^{\text{mask}} E_4 \wedge \beta = \beta' \wedge M_{\text{AV}} = M'_{\text{AV}} \wedge \Omega_{2 \rightarrow 3 \rightarrow 4} | \tilde{\Omega}_{\text{PE}}} - 1 - \log_2 |\mathcal{T}_{\text{BV}}| \\ & \geq H_{\min}^{\varepsilon'_{\text{sm},1}}(X_{P_2} | \beta E_3) \rho'_{\beta X_{P_2} E_3 \wedge \beta = \beta' \wedge M_{\text{AV}} = M'_{\text{AV}} \wedge \Omega_{2 \rightarrow 3} | \tilde{\Omega}_{\text{PE}}} - 2 - \log_2 |\mathcal{T}_{\text{BV}}| |\mathcal{T}_{\text{AV}}| - \text{leak}_{\text{EC}} \\ & \geq H_{\min}^{\varepsilon'_{\text{sm},1}}(X_{P_2} | \beta P_1 P_2 X'_{P_1} \tilde{\theta}_\beta^{\text{in}} E_2) \rho'_{\beta X_{P_2} P_1 P_2 X'_{P_1} \tilde{\theta}_\beta^{\text{in}} E_2 | \tilde{\Omega}_{\text{PE}}} - 2 - \log_2 |\mathcal{T}_{\text{BV}}| |\mathcal{T}_{\text{AV}}| - \text{leak}_{\text{EC}} \end{aligned} \quad (\text{D13})$$

The first inequality uses the fact that Bob's corrected bit string matches Alice's and that $P_2 = P_{2,r}$ due to matching messages, allowing us to equate the two bit strings. The second inequality stems from the fact that step 4 is the final step with outputs, with $E' = \tilde{D}_{\text{AV}} T_{\text{BV}} E_4$, where $T_{\text{BV}} \tilde{D}_{\text{AV}}$ are the outputs of step 4, both of which can be removed from the min-entropy term by the chain rule. The third inequality applies data-processing inequality to reverse E_4 to $\tilde{D}_{\text{PE}} S T_{\text{AV}} E_3$ since the step order is obeyed. The smooth min-entropy chain rule [20] further removes classical $\tilde{D}_{\text{PE}} S T_{\text{AV}}$. Furthermore, since K_2 , K_1^h and $K_{1,\beta}^{\text{mask}}$ are no longer part of any variable accessible to the adversary after removal of the tags, they are independent of the entire state and their conditioning can be removed. The final inequality reverses E_3 to $E_2 \tilde{\theta}_\beta^{\text{in}}$, and explicitly includes the classical information accessible to the adversary after the first two steps, noting that E_2 is the adversary's side-information after the first two steps of state preparation by Bob

and measurement by Alice. We note that with the condition $\alpha_r = \alpha'_r$, steps 1 and 2 has the same input from the adversary, which has to be chosen by the adversary before step 1 and 2. As such, WLOG, we can always let the state preparation step be the first step since the adversary has no influence over the preparation after the α_r selection.

The quantum state $\rho'_{\beta X_{P_2} E_2 P_1 P_2 X'_{P_1} \tilde{\theta}'_{\beta} | \tilde{\Omega}_{PE}}$ can be viewed as being generated from a protocol matching that in Thm. 29. Since the chosen PRNG has $t' \geq 2(t + t_{MG}) + t_{ex}$, we can apply Thm. 29 and bound the min-entropy of interest,

$$H_{\min}^{\varepsilon'_{sm,1}}(X_{P_2} | \beta P_1 P_2 \tilde{\theta}'_{\beta} X'_{P_1} E_2)_{\rho'_{\beta X_{P_2} E_2 P_1 P_2 X'_{P_1} \tilde{\theta}'_{\beta} | \tilde{\Omega}_{PE}}} \geq N_{P_2,1}^{\text{tol}} - N_{P_2,1}^{\text{tol}} h_{\text{bin}}(e'_{\text{ph,tol}}), \quad (\text{D14})$$

where $\varepsilon_{\text{sm},1} \geq \sqrt{2\varepsilon_{\text{ph}}}$, with

$$\begin{aligned} \varepsilon_{\text{ph}} &= 2\varepsilon_{\text{IRNG}} + \frac{\varepsilon_{\text{PRNG}}}{p_{\tilde{\Omega}_{PE}}^2} + \varepsilon_{\text{serf},1} \\ e'_{\text{ph,tol}} &= e_{\text{bit},1,\text{tol}} + g(N_{P_1,1}^{\text{tol}}, N_{P_2,1}^{\text{tol}}, \varepsilon_{\text{serf},1}) + 2\sqrt{\frac{2}{N_{P_2,1}^{\text{tol}}} \ln \frac{1}{\varepsilon_{\text{IRNG}}}}, \end{aligned} \quad (\text{D15})$$

from the EUR analysis.

Combining the results, we have that $\varepsilon_{\text{sm},1} = \sqrt{2\left(2\varepsilon_{\text{IRNG}} + \frac{\varepsilon_{\text{PRNG}}}{p_{\tilde{\Omega}_{PE}}^2} + \varepsilon_{\text{serf},1}\right)}$ and

$$H_{\min}^{\varepsilon_{\text{sm},1}}(\hat{X}_{P_2,r} | \beta K_1^h K_2 K_{1,\beta}^{\text{mask}} E)_{\rho'_{\hat{X}_{P_2,r} | \wedge_{F_B=1} \tilde{\Omega}_{PE}}} \geq N_{P_2,1}^{\text{tol}} - N_{P_2,1}^{\text{tol}} h_{\text{bin}}(e'_{\text{ph,tol}}) - \text{leak}_{\text{EC}} - \log_2 |\mathcal{T}_{\text{AV}}| |\mathcal{T}_{\text{BV}}| - 2. \quad (\text{D16})$$

□

6. Shared Secrets Privacy

The final security parameter to examine to compute $\varepsilon_{\text{sec,int}}$ is the shared secrets privacy condition, which can be summarised as

Theorem 23. *Consider the QAKE protocol \mathcal{P} with adversary resource limit t and a $(t', \varepsilon_{\text{PRNG}})$ -quantum-secure PRNG. Then, the shared secrets privacy security condition satisfies*

$$\varepsilon_{\text{SP}} = \varepsilon'_{\text{SP},10,11} + \varepsilon_{\hat{\theta},\text{PRNG}} + 2(\varepsilon_{\text{MAC},1} + \varepsilon_{\hat{\theta},\text{PRNG}} + \varepsilon_{\text{MAC},2} + \varepsilon_{\text{ds}}),$$

where

$$\begin{aligned} \varepsilon'_{\text{SP},10,11} &= 10\varepsilon_{\text{sm}} + 4(\varepsilon_2 + \varepsilon_3) + \varepsilon_{\text{SP,PA}} + \varepsilon_{\text{SP,MAC},1} + \varepsilon_{\text{SP,MAC},2}, \\ \varepsilon_{\text{sm}} &= \sqrt{2(2\varepsilon_{\text{IRNG}} + \varepsilon_{\text{PRNG}} + \varepsilon_{\text{serf},1})} \\ \varepsilon_{\text{SP,PA}} &= 2^{-\frac{1}{2}[N_{P_2,1}^{\text{tol}} - N_{P_2,1}^{\text{tol}} h_{\text{bin}}(e'_{\text{ph,tol}}) - \text{leak}_{\text{EC}} - \log_2 |\mathcal{T}_{\text{AV}}| |\mathcal{T}_{\text{BV}}| - l_{K_B} - l_{\hat{\theta}}]} \\ \varepsilon_{\text{SP,MAC},1} &= \sqrt{(|\mathcal{T}_{\text{AV}}| \varepsilon_{\text{MAC},1} - 1) + 2^{\log_2\left(\frac{2}{\varepsilon_3} + 1\right) + \text{leak}_{\text{EC}} + 2 + \log_2 |\mathcal{T}_{\text{AV}}| - N_{P_2,1}^{\text{tol}} [1 - h_{\text{bin}}(e'_{\text{ph,tol}})]}} \\ \varepsilon_{\text{SP,MAC},2} &= \sqrt{(|\mathcal{T}_{\text{BV}}| \varepsilon_{\text{MAC},2} - 1) + 2^{\log_2\left(\frac{2}{\varepsilon_2} + 1\right) + \text{leak}_{\text{EC}} + 2 + \log_2 |\mathcal{T}_{\text{AV}}| |\mathcal{T}_{\text{BV}}| - N_{P_2,1}^{\text{tol}} [1 - h_{\text{bin}}(e'_{\text{ph,tol}})]}} \end{aligned}$$

is the shared secrets privacy parameter for idealised protocol \mathcal{P}' for cases where $F_B = 1$.

Proof. For simplicity, we perform a swap to an “idealised” version of the protocol \mathcal{P}' by replacing D_{AV} , D_{BV} and D_{PE} , resulting in a trace distance penalty of $2(\varepsilon_{\text{ds}} + \varepsilon_{\text{MAC},1} + \varepsilon_{\hat{\theta},\text{PRNG}} + \varepsilon_{\text{MAC},2})$, similar to Eqn. D9. To simplify, we shall examine the components of the sum over $(\tilde{F}_A, \tilde{F}_B)$ separately, noting the exclusion of $(\phi, 1)$, $(1, \phi)$ and $(1, 0)$ events. Thm. 24 shows that the trace distance is 0 in the $(\phi, 0)$ case. In cases where $F_A = 0$, Thm. 25 shows that the trace distance is bounded by $\varepsilon_{\hat{\theta},\text{PRNG}}$. The final theorem, Thm. 26, shows the trace distance bound for the remaining cases where $F_B = 1$. When combined, the trace distance bound is as presented in the theorem. □

For the case of $(\tilde{F}_A, \tilde{F}_B) = (\phi, 0)$, the trace distance is simply 0,

Theorem 24. *Consider the QAKE protocol \mathcal{P}' . Then, we have that*

$$\Delta \left(p_{\phi 0}^{\text{real}} \rho_{LSE|(\tilde{F}_A, \tilde{F}_B)=\phi 0}^{\text{'out}, jj'}, \sum_{\tilde{j}' \geq j'} p_{\phi 0, \tilde{j}} \rho_{LSE}^{j, \tilde{j}'+1} \right) = 0.$$

Proof. We start by splitting the trace distance based on \tilde{j}' ,

$$\Delta \left(p_{\phi 0}^{\text{real}} \rho_{LSE|(\tilde{F}_A, \tilde{F}_B)=\phi 0}^{\text{'out}, jj'}, \sum_{\tilde{j}' \geq j'} p_{\phi 0, \tilde{j}} \rho_{LSE}^{j, \tilde{j}'+1} \right) \leq \sum_{\tilde{j}' \geq j'} p_{\phi 0, \tilde{j}} \Delta \left(\rho_{LSE|(\tilde{F}_A, \tilde{F}_B)=\phi 0, \beta'=\tilde{j}'}^{\text{'out}, jj'}, \rho_{LSE}^{j, \tilde{j}'+1} \right), \quad (\text{D17})$$

noting that $\beta' < j'$ is not possible (by definition of β'), allowing us to analyse the trace distance separately for each \tilde{j}' selection.

We focus on an arbitrary \tilde{j}' for analysis, where

$$\rho_{LSE}^{j, \tilde{j}'+1} = |j, \tilde{j}' + 1\rangle\langle j, \tilde{j}' + 1|_{\alpha\alpha'} \otimes \tau_{K_1^h K_2 R K_{1, \tilde{j}_{\min}}^{\text{mask}} \dots K_{1, m}^{\text{mask}}} \otimes \tilde{\theta}_{\tilde{j}_{\max}} \dots \tilde{\theta}_m \tilde{\theta}'_{\tilde{j}_{\max}} \dots \tilde{\theta}'_m \otimes \rho_E, \quad (\text{D18})$$

with $\tilde{j}_{\min} = \min\{j, \tilde{j}' + 1\}$ and $\tilde{j}_{\max} = \max\{j, \tilde{j}' + 1\}$. When $\tilde{F}_A = \phi$, $\tilde{F}_B = 0$, the only steps that are relevant are Bob's measurement, test round announcement and Alice validation. Since Alice validation \tilde{D}_{AV} failure stems from simply $T_{AV} = \perp$, these steps do not utilise shared secrets K_2 , K_1^h , $K_{1, \tilde{j}'}^{\text{mask}}$, and R , which remain private from the adversary. We note that the protocol would implicitly trace out $K_{[\min\{j-1, j'-1\}, \min\{j-1, \tilde{j}'\}]}^{\text{mask}}$ since these would no longer be available for use at later steps, and what remains to show is that $\tilde{\theta}_{[\tilde{j}_{\max}, m]} \tilde{\theta}'_{[\tilde{j}_{\max}, m]}$ remains private. It is clear that the basis generation seed $\tilde{\theta}'_{\tilde{j}}$ is utilised during Bob's measurement step. However, since Bob's index is updated to $\tilde{j}' + 1$, leakage (even fully) of $\tilde{\theta}'_{\tilde{j}}$, would still allow it to match the ideal state $\rho_{LSE}^{j, \tilde{j}'+1}$ since these are allowed to be part of E when $\tilde{j}_{\max} > \tilde{j}'$. Therefore, the overall state can match the ideal output state, and the resulting trace distance is zero. \square

The cases of $(\tilde{F}_A, \tilde{F}_B) = (0, \phi)$ and $\tilde{F}_A = \tilde{F}_B = 0$ cases are considered together. In both cases, the risk of leakage is due to the possibility of announcement of the tag T_{AV} by Alice, though this occurs with low probability.

Theorem 25. *Consider the QAKE protocol \mathcal{P}' with adversary resource limit t and a $(t', \varepsilon_{\text{PRNG}})$ -quantum-secure PRNG. Then, we have*

$$\Delta \left(p_{\phi 0}^{\text{real}} \rho_{LSE|(\tilde{F}_A, \tilde{F}_B)=\phi 0}^{\text{'out}, jj'} + p_{00}^{\text{real}} \rho_{LSE|(\tilde{F}_A, \tilde{F}_B)=00}^{\text{'out}, jj'}, \sum_{\tilde{j} \geq j} p_{0\phi, \tilde{j}} \rho_{LSE}^{\tilde{j}+1, j'} + \sum_{\tilde{j} \geq j, \tilde{j}' \geq j'} p_{00, \tilde{j}\tilde{j}'} \rho_{LSE}^{\tilde{j}+1, \tilde{j}'+1} \right) \leq \varepsilon_{\hat{\theta}, \text{PRNG}}.$$

Proof. We can split the trace distance according to the \tilde{j} and \tilde{j}' values,

$$\sum_{\tilde{j} \geq j} p_{0\phi, \tilde{j}} \Delta \left(\rho_{LSE|(\tilde{F}_A, \tilde{F}_B)=0\phi, \beta=\tilde{j}}^{\text{'out}, jj'}, \rho_{LSE}^{\tilde{j}+1, j'} \right) + \sum_{\tilde{j} \geq j, \tilde{j}' \geq j'} p_{00, \tilde{j}\tilde{j}'} \Delta \left(\rho_{LSE|(\tilde{F}_A, \tilde{F}_B)=00, (\beta, \beta')=\tilde{j}\tilde{j}'}^{\text{'out}, jj'}, \rho_{LSE}^{\tilde{j}+1, \tilde{j}'+1} \right),$$

and evaluate the individual terms instead. For any \tilde{j} and \tilde{j}' , the secrets R and K_2 remain secure since they are not utilised when $\tilde{F}_A = 0$ and $\tilde{F}_B \neq 1$, which leaves the secrecy of K_1^h , $K_{1, \tilde{j}}^{\text{mask}}$ and $\tilde{\theta}$ to examine.

Due to possible differences in the adversary's information (based on input state) when \tilde{j} and \tilde{j}' are mismatched, we further split the analysis into three scenarios: (1) $\tilde{j}' > \tilde{j}$, (2) $\tilde{j}' < \tilde{j}$ and (3) $\tilde{j}' = \tilde{j}$. We note that $\tilde{j}' = j'$ in the case where $\tilde{F}_B = \phi$.

In case (1), it is clear that any attempt to learn $\tilde{\theta}_{\tilde{j}'}$, would not impact shared secrets privacy since it is either not utilised (when $\tilde{F}_B = \phi$) or no longer have to be private (when $\tilde{F}_B = 0$, since updated index is $\tilde{j}' + 1$). As such, what remains is K_1^h and $K_{1, \tilde{j}}^{\text{mask}}$, which if $\tilde{D}_{PE} = 0$, would not be leaked since T_{AV} is not announced. However,

a worse case one can consider when $\tilde{j}' > \tilde{j}$ is that $\tilde{\theta}_{\tilde{j}}$ can be known to the adversary (input state does not guarantee privacy of $\tilde{\theta}_{\tilde{j}}$ when $\tilde{j} < \tilde{j}'$). Having the basis information allows the adversary to easily pass parameter estimation, $\tilde{D}_{\text{PE}} = 1$, by simulating an honest Bob that measures with basis generated from basis seed $\tilde{\theta}_{\tilde{j}}$. In such a scenario, the syndrome S and tag T_{AV} would be announced by Alice, which may compromise shared secrets K_1^{h} and $K_{1,\tilde{j}}^{\text{mask}}$. Since $\tilde{F}_A = 0$, and $\tilde{j} < \tilde{j}'$, the updated index at the end of the protocol gives $j_{\text{min}} = \tilde{j} + 1$, which implies that $K_{1,\tilde{j}}^{\text{mask}}$ is traced away. From Thm. 4, and noting that \tilde{D}_{BV} has no relation to K_1^{h} , the shared secret K_1^{h} remains secure from the adversary. As such, the trace distance in this case is simply 0 since the output state is ideal.

In case (2), similarly, any attempt to learn $\tilde{\theta}_{\tilde{j}}$ is fruitless since it no longer has to be private at the end of the protocol when $\tilde{F}_A = 0$. As such, the focus is on K_1^{h} and $K_{1,\tilde{j}}^{\text{mask}}$. Here, we notice that unlike the first case, $\tilde{\theta}_{\tilde{j}}$ is inaccessible to the adversary at the start of the protocol, as guaranteed by the input state since $\tilde{j} \geq j \geq j_{\text{max}}$. Without prior knowledge of the basis generation seed, the adversary would have little ability to pass the parameter estimation step. More concretely, it is upper bounded by the probability of providing a matching $\theta_{\tilde{j}}$ from the generated quantum state alone

$$\Pr[\tilde{D}_{\text{PE}} = 1] \leq \Pr[\hat{\theta} = \tilde{\theta}], \quad (\text{D19})$$

which in turn is small. Given that the adversary has access to at most t resources, by the $(t', \varepsilon_{\text{PRNG}})$ -quantum secure PRNG property, with $t' \geq t + t_{\text{SG,PR}}$, and that $2l_{\tilde{\theta}} < n$, Thm. 6 gives

$$\Pr[\hat{\theta} = \tilde{\theta}] \leq \varepsilon_{\hat{\theta},\text{PRNG}}, \quad (\text{D20})$$

where $\varepsilon_{\hat{\theta},\text{PRNG}}$ matches $\varepsilon_{\text{guess}}$ in the theorem, and noting that only multi-photon events in the quantum states generated by Alice, Q , can provide information about the pseudorandom basis choice. Additionally, since $\tilde{D}_{\text{PE}} = 0$ leads to an ideal state, the trace distance term when case (2) occurs is upper bounded by $\varepsilon_{\hat{\theta},\text{PRNG}}$.

In the final case, the $\tilde{F}_B = 0$ and $\tilde{F}_B = \phi$ events have to be considered separately. When $\tilde{F}_B = \phi$, Bob is not involved in the protocol and thus $\tilde{\theta}_{\tilde{j}}$ is not accessible to the adversary during the protocol, except from the quantum state Q sent by Alice. As such, we can follow the argument of case (2), to obtain a bound of $\varepsilon_{\hat{\theta},\text{PRNG}}$. When $\tilde{F}_B = 0$, Bob's involvement in the protocol and subsequent announcement of $\tilde{\theta}_{\tilde{j}}$, can allow the adversary to pass the parameter estimation checks. Here, since both Alice and Bob's indices are updated and $j_{\text{min}} = \tilde{j} + 1$, we can follow the argument of case (1) to get zero trace distance.

Combining the contribution for all \tilde{j} and \tilde{j}' , the overall trace distance can be bounded by $\varepsilon_{\hat{\theta},\text{PRNG}}$. \square

Here, we analyse the final two cases of $(\tilde{F}_A, \tilde{F}_B) \in \{01, 11\}$ jointly since they are similar.

Theorem 26. *Consider the QAKE protocol \mathcal{P}' with adversary resource limit t and a $(t', \varepsilon_{\text{PRNG}})$ -quantum-secure PRNG. Then, we have*

$$\Delta \left(p_{01}^{\text{real}} \rho_{LSE|(\tilde{F}_A, \tilde{F}_B)=01}^{\text{'out}, jj'} \right), \sum_{\tilde{j} \geq \max\{j, j'\}} p_{01, \tilde{j}} \rho_{LSE}^{\tilde{j}+1, \tilde{j}} \right) + \Delta \left(p_{11}^{\text{real}} \rho_{LSE|(\tilde{F}_A, \tilde{F}_B)=11}^{\text{'out}, jj'} \right), \sum_{\tilde{j} \geq \max\{j, j'\}} p_{11, \tilde{j}} \rho_{LSE}^{\tilde{j}, \tilde{j}} \right) \leq \varepsilon'_{\text{SP}, 01, 11},$$

where

$$\begin{aligned} \varepsilon'_{\text{SP}, 01, 11} = & 10 \sqrt{2(2\varepsilon_{\text{IRNG}} + \varepsilon_{\text{PRNG}} + \varepsilon_{\text{serf}, 1}) + 4(\varepsilon_2 + \varepsilon_3) + 2^{-\frac{1}{2}[N_{P_2, 1}^{\text{tol}} - N_{P_2, 1}^{\text{tol}} h_{\text{bin}}(e'_{\text{ph}, \text{tol}}) - \text{leak}_{\text{EC}} - \log_2 |\mathcal{T}_{\text{AV}}| |\mathcal{T}_{\text{BV}}| - l_{K_B} - l_{\tilde{\theta}}]}]} \\ & + \sqrt{(|\mathcal{T}_{\text{AV}}| \varepsilon_{\text{MAC}, 1} - 1) + 2^{\log_2 \left(\frac{2}{\varepsilon_3} + 1 \right) + \text{leak}_{\text{EC}} + 2 + \log_2 |\mathcal{T}_{\text{AV}}| - N_{P_2, 1}^{\text{tol}} [1 - h_{\text{bin}}(e'_{\text{ph}, \text{tol}})]}} \\ & + \sqrt{(|\mathcal{T}_{\text{BV}}| \varepsilon_{\text{MAC}, 2} - 1) + 2^{\log_2 \left(\frac{2}{\varepsilon_2} + 1 \right) + \text{leak}_{\text{EC}} + 2 + \log_2 |\mathcal{T}_{\text{AV}}| |\mathcal{T}_{\text{BV}}| - N_{P_2, 1}^{\text{tol}} [1 - h_{\text{bin}}(e'_{\text{ph}, \text{tol}})]}}, \end{aligned}$$

$\varepsilon_{\hat{\theta},\text{PRNG}}$ is the error associated with guessing the basis generation seed $\tilde{\theta}$, $e'_{\text{ph}, \text{tol}}$ is the error tolerance inclusive of the correction due to Serfling bound. If 2-universal hash functions are used, then

$$\begin{aligned} \varepsilon'_{\text{SP}, 01, 11} = & 10 \sqrt{2(2\varepsilon_{\text{IRNG}} + \varepsilon_{\text{PRNG}} + \varepsilon_{\text{serf}, 1}) + 2^{-\frac{1}{2}[N_{P_2, 1}^{\text{tol}} - N_{P_2, 1}^{\text{tol}} h_{\text{bin}}(e'_{\text{ph}, \text{tol}}) - \text{leak}_{\text{EC}} - \log_2 |\mathcal{T}_{\text{AV}}| |\mathcal{T}_{\text{BV}}| - l_{K_B} - l_{\tilde{\theta}}]}]} \\ & + 2^{-\frac{1}{2}[N_{P_2, 1}^{\text{tol}} - N_{P_2, 1}^{\text{tol}} h_{\text{bin}}(e'_{\text{ph}, \text{tol}}) - \text{leak}_{\text{EC}} - 2 - \log_2 |\mathcal{T}_{\text{AV}}| |\mathcal{T}_{\text{BV}}|]} \left(1 + 2^{-\frac{1}{2} \log_2 |\mathcal{T}_{\text{BV}}|} \right). \end{aligned}$$

Proof. We begin by explicitly expressing the form of the output state,

$$\begin{aligned}
p_{01}^{\text{real}} \rho_{LSE|(\tilde{F}_A, \tilde{F}_B)=01}^{\prime \text{out}, jj'} &= \sum_{\tilde{j} \geq j_{\max}} |\tilde{j} + 1, \tilde{j}\rangle \langle \tilde{j} + 1, \tilde{j}|_{\alpha\alpha'} \otimes \rho_{K_1^{\text{h}} K_2 R K_{1, [\tilde{j}, m]}^{\text{mask}} \tilde{\theta}_{[\tilde{j}+1, m]} \tilde{\theta}'_{[\tilde{j}+1, m]}}{}^{\prime \text{out}, jj'} E \wedge \tilde{F}_B = 1 \wedge \tilde{F}_A = 0 \wedge \beta = \tilde{j} \\
p_{11}^{\text{real}} \rho_{LSE|(\tilde{F}_A, \tilde{F}_B)=11}^{\prime \text{out}, jj'} &= \sum_{\tilde{j} \geq j_{\max}} |\tilde{j}, \tilde{j}\rangle \langle \tilde{j}, \tilde{j}|_{\alpha\alpha'} \otimes \rho_{K_1^{\text{h}} K_2 R K_{1, [\tilde{j}, m]}^{\text{mask}} \tilde{\theta}_{[\tilde{j}, m]} \tilde{\theta}'_{[\tilde{j}, m]}}{}^{\prime \text{out}, jj'} \wedge \tilde{F}_B = 1 \wedge \tilde{F}_A = 1 \wedge \beta = \tilde{j} \\
\sum_{\tilde{j} \geq \max\{j, j'\}} p_{01, \tilde{j}} \rho_{LSE}^{\tilde{j}+1, \tilde{j}} &= \sum_{\tilde{j} \geq j_{\max}} |\tilde{j} + 1, \tilde{j}\rangle \langle \tilde{j} + 1, \tilde{j}|_{\alpha\alpha'} \otimes \tau_{K_1^{\text{h}} K_2 R K_{1, [\tilde{j}, m]}^{\text{mask}}} \otimes \tilde{\tau}_{\tilde{\theta}_{[\tilde{j}+1, m]} \tilde{\theta}'_{[\tilde{j}+1, m]}} \otimes \rho_{E \wedge \tilde{F}_B = 1 \wedge \tilde{F}_A = 0 \wedge \beta = \tilde{j}}^{\prime \text{out}, jj'} \\
\sum_{\tilde{j} \geq \max\{j, j'\}} p_{11, \tilde{j}} \rho_{LSE}^{\tilde{j}, \tilde{j}} &= \sum_{\tilde{j} \geq j_{\max}} |\tilde{j}, \tilde{j}\rangle \langle \tilde{j}, \tilde{j}|_{\alpha\alpha'} \otimes \tau_{K_1^{\text{h}} K_2 R K_{1, [\tilde{j}, m]}^{\text{mask}}} \otimes \tilde{\tau}_{\tilde{\theta}_{[\tilde{j}, m]} \tilde{\theta}'_{[\tilde{j}, m]}} \otimes \rho_{E \wedge \tilde{F}_B = 1 \wedge \tilde{F}_A = 1 \wedge \beta = \tilde{j}}^{\prime \text{out}, jj'}
\end{aligned} \tag{D21}$$

where the variables are explicitly listed, with suitable tracing out of $K_{1, [\tilde{j}-1]}^{\text{mask}}$, noting that $\beta = \beta'$ by $\tilde{F}_B = 1$ condition, and different E containing the leaked basis generation seed, matching the variables in $\rho_{LSE}^{jj'}$ for the respective jj' .

When $\tilde{F}_B = 1$, we are guaranteed that the corrected bit string $\tilde{X}_{P_{2,r}}$ matches exactly Alice's bit string $X_{P_{2,r}}$. Since the privacy amplification seed R matches as well, when $\tilde{F}_A = 1$, the updated basis seed matches as well, $\tilde{\theta}_{\tilde{j}} = \tilde{\theta}'_{\tilde{j}}$. As such, we can write a CPTP map that copies $\tilde{\theta}'_{\tilde{j}}$ to $\tilde{\theta}_{\tilde{j}}$. Furthermore, we note that $\alpha\alpha'$ can be computed from β alone (implicitly part of E) since \tilde{F}_A and \tilde{F}_B are individually fixed in both trace distance. As such, we can simplify the trace distance using the strong convexity property, the fact that CPTP maps cannot increase trace distance, and removing common terms in the protocol (namely $K_{1, [\tilde{j}+1, m]}^{\text{mask}}$ and $\tilde{\theta}'_{[\tilde{j}+1, m]}$ and R when $\tilde{F}_A = 0$),

$$\begin{aligned}
&\Delta \left(p_{01}^{\text{real}} \rho_{LSE|(\tilde{F}_A, \tilde{F}_B)=01}^{\prime \text{out}, jj'}, \sum_{\tilde{j} \geq \max\{j, j'\}} p_{01, \tilde{j}} \rho_{LSE}^{\tilde{j}+1, \tilde{j}} \right) \\
&\leq \Delta \left(\rho_{K_1^{\text{h}} K_2 K_{1, \beta}^{\text{mask}} E \wedge \tilde{F}_B = 1 \wedge \tilde{F}_A = 0}, \tau_{K_1^{\text{h}} K_2 K_{1, \beta}^{\text{mask}}} \otimes \rho_{E \wedge \tilde{F}_B = 1 \wedge \tilde{F}_A = 0}^{\prime \text{out}, jj'} \right) \\
&\leq \Delta \left(\rho_{K_1^{\text{h}} K_2 K_{1, \beta}^{\text{mask}} E \wedge \tilde{F}_B = 1}, \tau_{K_1^{\text{h}} K_2 K_{1, \beta}^{\text{mask}}} \otimes \rho_{E \wedge \tilde{F}_B = 1}^{\prime \text{out}, jj'} \right) \\
&\Delta \left(p_{11}^{\text{real}} \rho_{LSE|(\tilde{F}_A, \tilde{F}_B)=11}^{\prime \text{out}, jj'}, \sum_{\tilde{j} \geq \max\{j, j'\}} p_{11, \tilde{j}} \rho_{LSE}^{\tilde{j}, \tilde{j}} \right) \\
&\leq \Delta \left(\rho_{K_1^{\text{h}} K_2 R K_{1, \beta}^{\text{mask}} \tilde{\theta}'_{\beta} E \wedge \tilde{F}_B = 1 \wedge \tilde{F}_A = 1}, \tau_{K_1^{\text{h}} K_2 R K_{1, \beta}^{\text{mask}} \tilde{\theta}'_{\beta}} \otimes \rho_{E \wedge \tilde{F}_B = 1 \wedge \tilde{F}_A = 1}^{\prime \text{out}, jj'} \right) \\
&\leq \Delta \left(\rho_{K_1^{\text{h}} K_2 R K_{1, \beta}^{\text{mask}} \tilde{\theta}'_{\beta} E \wedge \tilde{F}_B = 1}, \tau_{K_1^{\text{h}} K_2 R K_{1, \beta}^{\text{mask}} \tilde{\theta}'_{\beta}} \otimes \rho_{E \wedge \tilde{F}_B = 1}^{\prime \text{out}, jj'} \right),
\end{aligned} \tag{D22}$$

where we further remove the \tilde{F}_A conditions respectively.

From these trace distances, we can follow a similar analysis as in the proof of Thm. 22. We follow the same label of the original basis seed before refresh as $\tilde{\theta}_{\beta}^{\text{in}}$, with the same condition $\tilde{\Omega}_{PE}$. We can split the trace distance for the $\tilde{F}_A = 0$ case, and simplify each trace distance based on the quantum leftover hash lemma [13, 25] and almost

two-universal property of the hash function [11] (similar to proof of Thm. 16),

$$\begin{aligned}
& \Delta \left(\rho'_{\beta K_1^h K_2 K_{1,\beta}^{\text{mask}} E \wedge \tilde{F}_B=1}, \tau_{K_1^h K_2 K_{1,\beta}^{\text{mask}}} \otimes \rho'_{\beta E \wedge \tilde{F}_B=1} \right) \\
& \leq p_{\tilde{\Omega}_{\text{PE}}} \left[\Delta \left(\rho'_{\beta K_1^h K_2 K_{1,\beta}^{\text{mask}} E \wedge \tilde{F}_B=1 | \tilde{\Omega}_{\text{PE}}}, \tau_{K_2} \otimes \rho'_{\beta K_1^h K_{1,\beta}^{\text{mask}} E \wedge \tilde{F}_B=1 | \tilde{\Omega}_{\text{PE}}} \right) \right. \\
& \quad \left. + \Delta \left(\rho'_{\beta K_1^h K_{1,\beta}^{\text{mask}} E \wedge \tilde{F}_B=1}, \tau_{K_1^h K_{1,\beta}^{\text{mask}}} \otimes \rho'_{\beta E \wedge \tilde{F}_B=1 | \tilde{\Omega}_{\text{PE}}} \right) \right] \\
& \leq p_{\tilde{\Omega}_{\text{PE}}} \left[2(\varepsilon_{\text{sm},2} + \varepsilon_{\text{sm},3} + \varepsilon_2 + \varepsilon_3) + \sqrt{(|\mathcal{T}_{\text{AV}}| \varepsilon_{\text{MAC},1} - 1) + 2^{\log_2 |\mathcal{T}_{\text{AV}}| + \log_2 \left(\frac{2}{\varepsilon_3} + 1\right) - H_{\min}^{\varepsilon_{\text{sm},3}}(\hat{X}_{P_2,r} | \beta E) \wedge \tilde{F}_B=1 | \tilde{\Omega}_{\text{PE}}}} \right. \\
& \quad \left. + \sqrt{(|\mathcal{T}_{\text{BV}}| \varepsilon_{\text{MAC},2} - 1) + 2^{\log_2 |\mathcal{T}_{\text{BV}}| + \log_2 \left(\frac{2}{\varepsilon_2} + 1\right) - H_{\min}^{\varepsilon_{\text{sm},2}}(\hat{X}_{P_2,r} | \beta K_1^h K_{1,\beta}^{\text{mask}} E) \wedge \tilde{F}_B=1 | \tilde{\Omega}_{\text{PE}}}} \right]
\end{aligned} \tag{D23}$$

and for the $\tilde{F}_A = 1$ case,

$$\begin{aligned}
& \Delta \left(\rho'_{\beta K_1^h K_2 R K_{1,\beta}^{\text{mask}} \tilde{\theta}'_{\beta} E \wedge \tilde{F}_B=1}, \tau_{\beta K_1^h K_2 R K_{1,\beta}^{\text{mask}} \tilde{\theta}'_{\beta}} \otimes \rho'_{E \wedge \tilde{F}_B=1} \right) \\
& \leq p_{\tilde{\Omega}_{\text{PE}}} \left[\Delta \left(\rho'_{\beta K_1^h K_2 R K_{1,\beta}^{\text{mask}} \tilde{\theta}'_{\beta} K_B E \wedge \tilde{F}_B=1 | \tilde{\Omega}_{\text{PE}}}, \tau_{R \tilde{\theta}'_{\beta} K_B} \otimes \rho'_{\beta K_1^h K_2 K_{1,\beta}^{\text{mask}} E \wedge \tilde{F}_B=1 | \tilde{\Omega}_{\text{PE}}} \right) \right. \\
& \quad + \Delta \left(\rho'_{\beta K_1^h K_2 K_{1,\beta}^{\text{mask}} E \wedge \tilde{F}_B=1 | \tilde{\Omega}_{\text{PE}}}, \tau_{K_2} \otimes \rho'_{\beta K_1^h K_{1,\beta}^{\text{mask}} E \wedge \tilde{F}_B=1 | \tilde{\Omega}_{\text{PE}}} \right) \\
& \quad \left. + \Delta \left(\rho'_{\beta K_1^h K_{1,\beta}^{\text{mask}} E \wedge \tilde{F}_B=1}, \tau_{K_1^h K_{1,\beta}^{\text{mask}}} \otimes \rho'_{\beta E \wedge \tilde{F}_B=1 | \tilde{\Omega}_{\text{PE}}} \right) \right] \\
& \leq p_{\tilde{\Omega}_{\text{PE}}} \left\{ 2(\varepsilon_{\text{sm},1} + \varepsilon_{\text{sm},2} + \varepsilon_{\text{sm},3} + \varepsilon_2 + \varepsilon_3) + \frac{1}{2} \times 2^{-\frac{1}{2}} \left[H_{\min}^{\varepsilon_{\text{sm},1}}(\hat{X}_{P_2,r} | \beta K_1^h K_2 K_{1,\beta}^{\text{mask}} E) \wedge \tilde{F}_B=1 | \tilde{\Omega}_{\text{PE}} - l_{K_B} - l_{\tilde{\theta}} \right] \right. \\
& \quad + \sqrt{(|\mathcal{T}_{\text{AV}}| \varepsilon_{\text{MAC},1} - 1) + 2^{\log_2 |\mathcal{T}_{\text{AV}}| + \log_2 \left(\frac{2}{\varepsilon_3} + 1\right) - H_{\min}^{\varepsilon_{\text{sm},3}}(\hat{X}_{P_2,r} | \beta E) \wedge \tilde{F}_B=1 | \tilde{\Omega}_{\text{PE}}}} \\
& \quad \left. + \sqrt{(|\mathcal{T}_{\text{BV}}| \varepsilon_{\text{MAC},2} - 1) + 2^{\log_2 |\mathcal{T}_{\text{BV}}| + \log_2 \left(\frac{2}{\varepsilon_2} + 1\right) - H_{\min}^{\varepsilon_{\text{sm},2}}(\hat{X}_{P_2,r} | \beta K_1^h K_{1,\beta}^{\text{mask}} E) \wedge \tilde{F}_B=1 | \tilde{\Omega}_{\text{PE}}}} \right\},
\end{aligned} \tag{D24}$$

where we label $\wedge \tilde{F}_B = 1 | \tilde{\Omega}_{\text{PE}}$ as the evaluation of the min-entropy on the corresponding state conditioned on event $\tilde{\Omega}_{\text{PE}}$ and when $\tilde{F}_B = 1$, and we reintroduced K_B since it is part of the output of the final hash function. From the proof of Thm. 22, the smooth min-entropy term can be bounded by

$$H_{\min}^{\varepsilon_{\text{sm},1}}(\hat{X}_{P_2,r} | \beta K_1^h K_2 K_{1,\beta}^{\text{mask}} E)_{\rho'_{\beta K_1^h K_2 K_{1,\beta}^{\text{mask}} E \wedge \tilde{F}_B=1 | \tilde{\Omega}_{\text{PE}}}} \geq N_{P_2,1}^{\text{tol}} - N_{P_2,1}^{\text{tol}} h_{\text{bin}}(e'_{\text{ph,tol}}) - \text{leak}_{\text{EC}} - \log_2 |\mathcal{T}_{\text{AV}}| |\mathcal{T}_{\text{BV}}| - 2. \tag{D25}$$

The second term and third terms can follow a similar analysis, with the main difference being the lack of conditioning of some secrets. In the second term, the conditioning on K_2 is not present. Therefore, T_{BV} , as the output of a $\varepsilon_{\text{MAC},2}$ -almost strongly 2-universal hash function, is uniform and independent of the input, importantly X_{P_2} . As such, it can be removed without using the min-entropy chain rule, i.e. without incurring a $\log_2 |\mathcal{T}_{\text{BV}}|$ penalty, resulting in

$$H_{\min}^{\varepsilon_{\text{sm},2}}(\hat{X}_{P_2,r} | \beta K_1^h K_{1,\beta}^{\text{mask}} E)_{\rho'_{\beta \hat{X}_{P_2,r} K_1^h K_{1,\beta}^{\text{mask}} E \wedge \tilde{F}_B=1 | \tilde{\Omega}_{\text{PE}}}} \geq N_{P_2,1}^{\text{tol}} - N_{P_2,1}^{\text{tol}} h_{\text{bin}}(e'_{\text{ph,tol}}) - \text{leak}_{\text{EC}} - \log_2 |\mathcal{T}_{\text{AV}}| - 2. \tag{D26}$$

In the third term, both the conditioning on K_2 and $K_1^h K_{1,\beta}^{\text{mask}}$ are absent. Similarly, we can argue that T_{AV} and T_{BV} are uniform and independent of X_{P_2} since the respective seeds of the almost 2-universal hash functions are not part of the conditioning. As such, we have

$$H_{\min}^{\varepsilon_{\text{sm},3}}(\hat{X}_{P_2,r} | \beta E)_{\rho'_{\beta \hat{X}_{P_2,r} E \wedge \tilde{F}_B=1 | \tilde{\Omega}_{\text{PE}}}} \geq N_{P_2,1}^{\text{tol}} - N_{P_2,1}^{\text{tol}} h_{\text{bin}}(e'_{\text{ph,tol}}) - \text{leak}_{\text{EC}} - 2. \tag{D27}$$

Combining the results, the trace distance is bounded by

$$\begin{aligned}
& \Delta \left(p_{01}^{\text{real}} \rho_{LSE|(\tilde{F}_A, \tilde{F}_B)=01}^{\text{'out}, jj'}, \sum_{\tilde{j} \geq \max\{j, j'\}} p_{01, \tilde{j}} \rho_{LSE}^{\tilde{j}+1, \tilde{j}} \right) + \Delta \left(p_{11}^{\text{real}} \rho_{LSE|(\tilde{F}_A, \tilde{F}_B)=11}^{\text{'out}, jj'}, \sum_{\tilde{j} \geq \max\{j, j'\}} p_{11, \tilde{j}} \rho_{LSE}^{\tilde{j}, \tilde{j}} \right) \\
& \leq 10 \sqrt{2(2\varepsilon_{\text{IRNG}} + \varepsilon_{\text{PRNG}} + \varepsilon_{\text{serf},1}) + 4(\varepsilon_2 + \varepsilon_3) + 2^{-\frac{1}{2}[N_{P_2,1}^{\text{tol}} - N_{P_2,1}^{\text{tol}} h_{\text{bin}}(e'_{\text{ph,tol}}) - \text{leak}_{\text{EC}} - \log_2 |\mathcal{T}_{\text{AV}}| |\mathcal{T}_{\text{BV}}| - l_{K_B} - l_{\tilde{\theta}}]} } \\
& \quad + \sqrt{(|\mathcal{T}_{\text{AV}}| \varepsilon_{\text{MAC},1} - 1) + 2^{\log_2(\frac{2}{\varepsilon_3} + 1) + \text{leak}_{\text{EC}} + 2 + \log_2 |\mathcal{T}_{\text{AV}}| - N_{P_2,1}^{\text{tol}} [1 - h_{\text{bin}}(e'_{\text{ph,tol}})]}} \\
& \quad + \sqrt{(|\mathcal{T}_{\text{BV}}| \varepsilon_{\text{MAC},2} - 1) + 2^{\log_2(\frac{2}{\varepsilon_2} + 1) + \text{leak}_{\text{EC}} + 2 + \log_2 |\mathcal{T}_{\text{AV}}| |\mathcal{T}_{\text{BV}}| - N_{P_2,1}^{\text{tol}} [1 - h_{\text{bin}}(e'_{\text{ph,tol}})]}}.
\end{aligned} \tag{D28}$$

We can repeat the analysis with two-universal hash function to obtain the second set of bounds in the theorem. \square

7. Numerical Analysis

Before we proceed with the numerical simulation, we briefly introduce the robustness. The main sources of failure are the parameter estimation checks during the protocol or error correction failure, with overall robustness similarly quantified as original QAKE protocol,

$$\varepsilon_{\text{rob}} = \varepsilon_{\text{rob},P} + \varepsilon_{\text{serf},2} + \varepsilon_{\text{ds,rob}} + \varepsilon_{\mathcal{E},P_1,\text{rob}} + \varepsilon_{\text{EC}}, \tag{D29}$$

where $\varepsilon_{\text{rob},P}$ is associated with $P^{\text{tol}} \leq |P| \leq P^{\text{UB}}$ bounds, $\varepsilon_{\text{serf},2}$ is the error associated with modified Serfling bound [15, 16] for estimating bit error rate in P_2 , $\varepsilon_{\text{ds,rob}}$ is associated with the decoy state, $\varepsilon_{\mathcal{E},P_1,\text{rob}}$ is associated with the bit error tolerance in set P_1 , and ε_{EC} is simply the failure rate of error correction. The concentration bound used for robustness parameters is the tight bound on binomial distribution [14] due to i.i.d. state preparation noting independence of the detection probability on basis selection by fair sampling assumption. The concentration bound used for estimation of the expectation values, $\mathbb{E}[N_{\mu_v, P_i}]$, from the observed values, N_{μ_v, P_i} , associated with decoy state estimation (errors form part of decoy state ε_{ds} in $\varepsilon_{\text{sec,int}}$) is Kato's bound [17, 18].

We analyse the performance of the QAKE protocol by simulating the length of keys l_{K_B} generated based on Thm. 17. We assume a simple experimental model with Alice preparing decoy BB84 states, sending it through a channel with loss η , and Bob performing measurement in the same basis as Alice. Bob's detector is assumed to have zero dark counts, and the overall experiment is assumed to have 2% QBER, with the following detection probability, $\Pr[\text{det}, \mu_j] = p_{\mu_j} (1 - e^{-\eta \mu_j})$, where we also fix $\mu_0 = 0.45$, $\mu_1 = 0.225$, $\mu_2 = 0$ as the decoy intensity, $p_{\mu_0} = 0.2$, $p_{\mu_1} = 0.6$ and $p_{\mu_2} = 0.2$ as their respective probabilities. The PRNG is assumed to use a 256-bit basis generation seed $\tilde{\theta}_\beta$. Given the adversary's resource t is limited by the duration of the protocol run (less than a minute), and additional resources t_{ex} , t_{MG} and $t_{SG,PR}$ are simple steps that can be performed within the protocol duration, it is safe to argue that the PRNG is secure. In this case, we assume a 128-bit security, $\varepsilon_{\text{PRNG}} = 2^{-128}$, which should be a conservative estimate of the security of the PRNG for the run time of the full protocol. We note that such quantum-secure PRNG can be constructed from well-known protocols, such as AES [36, 39]. In the simulation, we also fix the length of the authentication tags as 80 bits each, and that $\varepsilon_{\text{MAC},1} = \varepsilon_{\text{MAC},2} = 2^{-80}$, allowing us to use the tighter bound presented in Thm. 17 with 2-universal hash function. We set the error correction efficiency to be $f_{\text{EC}} = 1.2$.

The security parameter of the each round of the protocol is fixed at $\varepsilon_{\text{sec,int}} = 10^{-15}$, which yields an overall protocol security of 10^{-6} when we allow it to run up to 10^9 rounds. The robustness parameter is fixed at $\varepsilon_{\text{rob}} = 10^{-10}$, and each round involves $N = 10^{10}$ signals being sent by Alice to Bob. The simulation is then performed by rearranging the result in Thm. 3, and optimising l_{K_B} over the splitting ratio (also size of test set) f_{P_i} , robustness and secrecy parameters (components of ε_{rob} and ε_{sec}) on Matlab, with other parameters fixed as described in the results in Fig. 6.

To study the effect of the use of PRNG, we compare the results with the keys generated in a standard BB84 scheme [25] and a BB84 scheme with unbalanced basis choices [30]. To make the comparison fair, we utilise the same analysis results, but remove the penalties associated with PRNG, and make corresponding changes to the sifting and testing probability. The standard BB84 scheme [25] we compare to uses the same experimental model, but due to

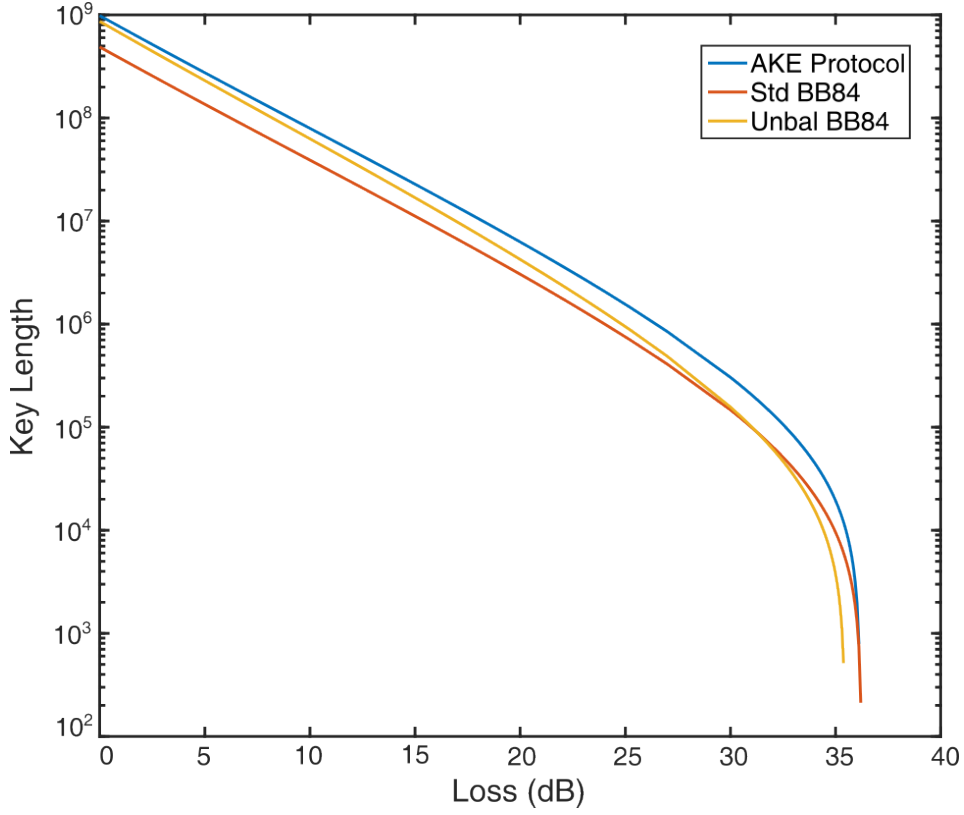


FIG. 6. Simulated key length for QAKE with pseudorandom basis protocol at various signal loss values (including detector loss etc), standard BB84 protocol and unbalanced BB84 protocol, with $N = 10^{10}$ signals sent, $\varepsilon_{\text{rob}} = 10^{-10}$, and $\varepsilon_{\text{sec}} = 10^{-15}$. The PRNG parameter is assumed to be $\varepsilon_{\text{PRNG}} = 2^{-128}$, with $l_{\hat{\delta}} = 256$. The authentication tag used is 80-bits, i.e. $|\mathcal{T}_{\text{AV}}| = |\mathcal{T}_{\text{BV}}| = 80$, and we assume the error correction efficiency to be $f_{\text{EC}} = 1.2$. The system parameters are chosen to be $\mu_0 = 0.45$, $\mu_1 = 0.225$, $\mu_2 = 0$ as the decoy intensity, $p_{\mu_0} = 0.2$, $p_{\mu_1} = 0.6$ and $p_{\mu_2} = 0.2$ as the respective probabilities, and we assume the system to have zero dark counts and a QBER of 2%.

sifting, has an additional sifting factor resulting in

$$\Pr[\text{det, sift}, \mu_j] = \frac{p_{\mu_j}}{2}(1 - e^{-\eta\mu_j}).$$

For the BB84 scheme with unbalanced basis choice [30], the probability of selecting X basis, p_X , is varied, and all rounds in the X basis is used as the test round. As such, the resulting model statistics has

$$\begin{aligned} \Pr[\text{det, test}, \mu_j] &= p_X^2 p_{\mu_j} (1 - e^{-\eta\mu_j}) \\ \Pr[\text{det, key}, \mu_j] &= (1 - p_X)^2 p_{\mu_j} (1 - e^{-\eta\mu_j}), \end{aligned}$$

while the test rounds in the earlier schemes have only an f_{P_1} factor to the detected rate. For both BB84 cases, due to lack of PRNG use, we simply set $\varepsilon_{\text{PRNG}} = \varepsilon_{\hat{\theta}, \text{PRNG}} = \varepsilon_{\text{IRNG}} = 0$, with no basis seed to refresh, $l_{\hat{\delta}} = 0$, phase error

$$e'_{\text{ph, tol}} = e_{\text{bit}, 1, \text{tol}} + g(N_{P_{1,1}}^{\text{tol}}, N_{P_{2,1}}^{\text{tol}}, \varepsilon_{\text{serf}, 1}).$$

They are simulated similarly by optimising l_{K_B} with the respective changes on Matlab. The results are shown in Fig. 6, where the protocol with PRNG generated basis has an advantage, mostly stemming from the lack of sifting. This shows up as a doubling of key rate of BB84, and an increasingly better key rate relative to BB84 with unbalanced basis as channel loss increases. There is a crossover at low key lengths, likely due to the impact of the 256-bit basis seed that has to be refreshed.

8. Discussion

We note that compared to the original QAKE protocol, when PRNG is utilised, it loses the key recycling property. It only has a weaker key refreshing property, where most shared secrets in \mathcal{S}_{sec} can be recycled when the protocol passes, except for the basis seed $\tilde{\theta}$, which needs to be refreshed every round. If one extends the assumption on the PRNG to remain secure for time $t_{\text{sec}} \gg t'$ and m_{sec} rounds of protocol execution, one can recover the key recycling property. The same basis generation seed could be used with a different public input (e.g. counter) to the PRNG for basis generation, thereby removing the need to refresh basis seed $\tilde{\theta}$ when the protocol passes, allowing for full key recycling. We note that $\tilde{\theta}$ would still have to be updated once t_{sec} has passed or when m execution rounds has reached, and one could refer to NIST recommendations for the refresh rate for such symmetric keys [40].

One technical challenge to implement PRNG basis choice is the requirement of an active basis choice at the receiver to guarantee measurement in the same basis and the key rate advantage. This requires an extremely fast optical switch at the receiver to switch between the X and Z basis. A pulsed laser with a 500 MHz repetition rate would require a nanosecond optical switch. Nanosecond optical switches are commercially available with a low insertion loss of 0.7 dB, across the whole optical communication band. They have been demonstrated in data center networks [41] and dynamic optical switches with nanoseconds switching speed and large inputs/outputs (448×448) have also been previously demonstrated [42]. With the availability of nanosecond optical switches with low insertion loss, it may be feasible for high-speed implementation of the QAKE protocol with active basis selection.

Appendix E: Decoy-State BB84 with Pseudorandom Basis

1. Motivation

The QAKE protocol with pseudorandom basis has key secrecy security parameter dependent on the secrecy condition of decoy-state BB84 with shared pseudorandom basis. Here, we study such a protocol, where the main changes made relative to decoy-state BB84 are:

1. Alice and Bob pre-share a basis generation seed $\tilde{\theta}_\beta$.
2. During the protocol, Alice and Bob would use a PRNG G^{PRNG} to generate the basis to prepare and measure the quantum state respectively.
3. The sifting step is removed since Alice and Bob will always prepare and measure in the same basis.

Due to the removal of the sifting step, decoy state BB84 with shared pseudorandom basis is expected to gain a factor of 2 advantage in key generation rate. Similar protocols have been of interest in the literature, where basis information is generated or encrypted using a PRNG [37, 38]. However, a complete proof of security of the use of PRNG for basis selection remains elusive in the literature, with a security proof provided in Ref. [37] against only intercept-resend attacks. Here, we provide a complete security analysis through the *entropic uncertainty relation* (EUR).

Since the main goal in this section is to prove the security from the use of PRNG for basis generation, we focus on the main quantity of interest in the secrecy condition of QKD [13, 25]: the smooth min-entropy $H_{\min}^\epsilon(X_{P_2} | \beta P_1 P_2 \tilde{\theta}_\beta X'_{P_1} E)_{\rho_{\beta X_{P_2} P_1 P_2 \tilde{\theta}_\beta X'_{P_1} E | \tilde{\Omega}_{\text{PE}}}}$. The smooth min-entropy quantifies the maximum length of key that can be extracted from X_{P_2} that is private from the adversary. The smooth min-entropy is evaluated on the output state of the following process:

1. Alice prepares decoy state BB84 states, using the basis generated from the basis generation seed $\tilde{\theta}_\beta$, bit value X and intensity choice V .
2. The adversary performs its attack on the state, mapping systems QE to PBE' .
3. Bob randomly selects P_1 rounds and measure them in the basis generated from $\tilde{\theta}_\beta$, and outputs X'_{P_1} .
4. Based on X , P_1 , P_2 and X'_{P_1} , the decision of whether the parameter estimation step passes is made ($\tilde{\Omega}_{\text{PE}}$ being the event where the parameter estimation passes).

In decoy-state BB84, entropic uncertainty relation (EUR) is one method to tightly bound the smooth min-entropy. Importantly, EUR lower bounds the smooth min-entropy by a function of the phase error rate, i.e. the mismatch of measurement outcomes in the complementary basis. Without PRNG, the phase error rate matches the bit error rate (mismatch of measurement outcomes in the original basis) which can be estimated from the experiment. We argue that this gap between bit and phase error is small when PRNG is used, resulting in a slightly lower smooth min-entropy bound (and thus key rate). We present these arguments in later sub-sections, starting with analysing EUR with the use of PRNG in Appendix E 2, followed by the proof of the min-entropy lower bound in Appendix E 3. Detailed proof of the theorems on EUR with PRNG is presented in the final two sub-sections.

2. Entropic Uncertainty Relation with PRNG

Entropic uncertainty relation describes the uncertainty a party has of performing incompatible measurements on a quantum state. Let us define a measurement on a subsystem C using basis θ , with measurement outcome Y by

$$\mathcal{M}_{v(\theta)C \rightarrow Y}(\rho) := \text{Tr}_C \left[\sum_{\alpha, y} |y\rangle_Y \langle \alpha| \langle \alpha|_{\theta} \otimes F_C^{v(\alpha, y)} \rho |\alpha\rangle \langle \alpha|_{\theta} \otimes F_C^{v(\alpha, y)} \langle y|_Y \right]. \quad (\text{E1})$$

The form of EUR of particular interest in our proof examines the following scenario:

1. The basis θ is selected, and a quantum state with subsystems held by three parties, Alice (A), Bob (B), and (E), is generated, i.e. state $\rho_{\theta ABE}$.
2. If Alice measures A in basis θ and obtains outcome Y , i.e. perform $\mathcal{M}_{\theta A \rightarrow Y}$, Bob attempts to guess the value of Y from his subsystem B and θ .
3. If Alice measures A in basis $v(\theta)$ for some bijective map v , and obtains outcome \tilde{Y} , i.e. perform $\mathcal{M}_{v(\theta)A \rightarrow \tilde{Y}}$, Eve attempts to guess the value of \tilde{Y} from her subsystem E and θ .

The EUR then quantifies the uncertainty on the outcomes Y and \tilde{Y} that subsystem E and B has respectively, which is related to the measurement operator incompatibility [43]. The more certain Eve can be on his guess of Y (smaller conditional entropy), the more uncertain Bob must be on her guess of \tilde{Y} (larger conditional entropy). Here, we present a modified variant of EUR, adapted from Ref. [25].

Theorem 27. *Let $\rho_{\theta ABE}$ be a tripartite quantum state and v be a bijective function on θ . Then,*

$$H_{\min}^{\varepsilon}(Y|\theta E)_{\mathcal{M}_{\theta A \rightarrow Y}(\rho_{\theta ABE})} \geq q - H_{\max}^{\varepsilon}(\tilde{Y}|\theta B)_{\mathcal{M}_{v(\theta)A \rightarrow \tilde{Y}}(\rho_{\theta ABE})},$$

where $c_q = \max_{\theta} \max_{y, \tilde{y}} \left\| F_A^{\theta, y} (F_A^{v(\theta), \tilde{y}})^{\dagger} \right\|_{\infty}^2$ and $q = \log_2 \frac{1}{c_q}$.

The proof of the theorem is presented in Appendix E 4. We note also that the EUR does not make any assumptions on how θ is generated.

To bound the smooth min-entropy, we thus have to compute the smooth max-entropy $H_{\max}^{\varepsilon}(\tilde{Y}|\theta B)_{\mathcal{M}_{v(\theta)A \rightarrow \tilde{Y}}(\rho_{\theta ABE})}$. A typical reduction [15, 44] of the smooth max-entropy is to simplify it via data-processing inequality and bound it with $h_{\text{bin}}(e_{\text{ph}})$, where $e_{\text{ph}} := \frac{wt(\tilde{Y}_A \oplus \tilde{Y}_B)}{n}$ is termed the phase error rate, obtained from the state $\mathcal{M}_{v(\theta)A \rightarrow \tilde{Y}_A} \circ \mathcal{M}_{v(\theta)B \rightarrow \tilde{Y}_B}(\rho_{\theta ABE}^{\text{PRNG}}|_{\Omega})$. Since we never measure in the $v(\theta)$ basis in the protocol, the phase error is typically computed from the bit error rate, $e_{\text{bit}} := \frac{wt(Y_A \oplus Y_B)}{n}$, from the state $\mathcal{M}_{\theta A \rightarrow Y_A} \circ \mathcal{M}_{\theta B \rightarrow Y_B}(\rho_{\theta ABE}^{\text{PRNG}}|_{\Omega})$. Typically, it is argued that the expectation values of the phase and bit error matches, $\mathbb{E}[e_{\text{bit}}] = \mathbb{E}[e_{\text{ph}}]$ since $\theta \in \{0, 1\}^n$ is uniformly random and independent from subsystems ABE [25, 43].

This argument breaks down when a PRNG is utilised since the basis is no longer uniformly distributed. Instead, we argue that the difference between the phase and bit error rates in the case where a quantum-secure PRNG is used (bit-phase error gap) is small. Consider two separate instances of an adversary that is bounded by resource t , and prepares the state $\rho_{\theta ABE}$, which would be measured in θ and $\tilde{\theta}$ respectively (v refers to bit flip in this case) to obtain the bit and phase errors (see Fig. 7). The pseudorandomness property of the PRNG ensures that a similarly small bit-phase error gap must be present when a PRNG is utilised. Otherwise, the bit-phase error gap can be utilised by a distinguisher with $t' \geq t_D$ resources (see Fig. 8) to distinguish a PRNG from an ideal RNG with probability

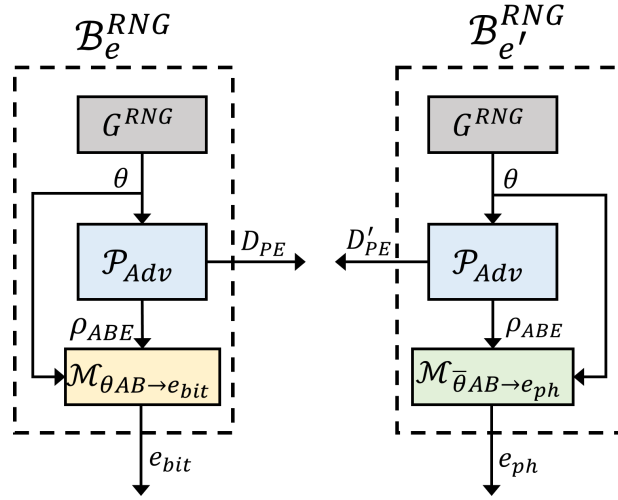


FIG. 7. Description of quantum algorithms \mathcal{B}_e^{RNG} and $\mathcal{B}_{e'}^{RNG}$. Each algorithm begins with a run of the random number generator G^{RNG} which outputs θ , followed by the generation of quantum state $\rho_{\theta ABE}$ via a protocol \mathcal{P}_{Adv} (e.g. QAKE protocol with adversarial attack), and ends with a measurement on subsystems AB to compute the bit error e_{bit} and phase error e_{ph} respectively. The output D_{PE} forms a decision which defines the event set $\Omega = \{D_{PE} = 1\}$. We label the resources required for state preparation and measurement as t , with the other steps (e.g. flipping of θ when computing phase error, and computing of bit/phase error) contributing resource t_{MG} , and overall resource requirement $t_B = t + t_{MG}$.

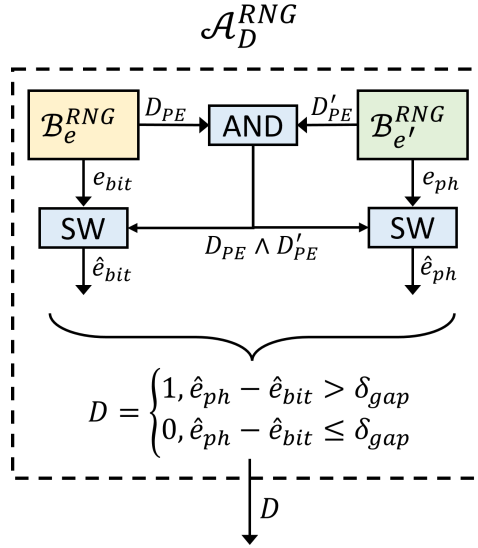


FIG. 8. Description of distinguishing adversary with output decision D . The adversary computes $D_{PE} \wedge D'_{PE}$, where D_{PE} and D'_{PE} are obtained from the quantum process \mathcal{P}_{Adv} . The SW function is a switch which sets $\hat{e}_{bit} = 0$ and $\hat{e}_{ph} = 0$ respectively when $D_{PE} \wedge D'_{PE} = 0$, and leave $\hat{e}_{bit} = e_{bit}$ and $\hat{e}_{ph} = e_{ph}$ when $D_{PE} \wedge D'_{PE} = 1$. The decision D is made by comparing the bit-phase error gap with a target δ_{gap} . The resource required for the adversary is defined as t_D , which comprises of $2t_B$ and extra steps t_{ex} .

greater than ϵ_{PRNG} , where $t_D = 2(t + t_{MG}) + t_{ex}$. We recall that the PRNG is chosen with $t' = 2(t + t_{MG}) + t_{ex} + t_{SG,PR}$.

Therefore, we present the EUR with pseudorandom basis selection, with a full proof in Appendix E5.

Theorem 28. *Suppose that the basis θ is generated from a (t', ϵ_{PRNG}) -quantum secure PRNG, with $t' \geq t_D$, and let $\rho_{\theta ABE}^{PRNG}$ be the state prepared by the adversary (via protocol \mathcal{P}_{Adv}), where A and B are n -qubit states, and θ remain independent when generated by an IRNG, $\rho_{\theta ABE}^{IRNG} = \tau_{\theta} \otimes \rho_{ABE}$. Furthermore, assume the measurement operators of Alice act independently and identically on the subsystems, $F_A^{\theta, y} = \otimes_i F_{A_i}^{\theta, y_i}$. Let $\Omega := \{D_{PE} = 1\}$ be an event that*

can be decided by E , then the conditional smooth min-entropy for a protocol with resource utilisation t (including adversary's resources) be

$$H_{\min}^{\sqrt{2\varepsilon_{\text{ph}}}}(Y|\theta E)_{\mathcal{M}_{\theta A \rightarrow Y}(\rho_{\theta ABE|\Omega}^{\text{PRNG}})} \geq n[q_1 - h_{\text{bin}}(e_{\text{ph,tol}})],$$

where

$$\begin{aligned} e_{\text{ph,tol}} &= e_{\text{bit,tol}} + 2\sqrt{\frac{2}{n} \ln \frac{1}{\varepsilon_{\text{IRNG}}}} \\ \varepsilon_{\text{ph}} &= 2\varepsilon_{\text{IRNG}} + \frac{\varepsilon_{\text{PRNG}}}{p_{\Omega}^2} + \varepsilon_{\text{bit}}, \end{aligned}$$

$e_{\text{bit,tol}}$ is the tolerance value for an upper bound on the bit error value, $\Pr[e_{\text{bit}} \geq e_{\text{bit,tol}}|\Omega]_{\mathcal{M}_{\theta A \rightarrow Y_A} \circ \mathcal{M}_{\theta B \rightarrow Y_B}(\rho_{\theta ABE|\Omega}^{\text{PRNG}})} \leq \varepsilon_{\text{bit}}$, and $q_1 := -\log_2 \left(\max_{\theta_i} \max_{y_i, \tilde{y}_i} \left\| F_{A_i}^{\theta_i, y_i} (F_{A_i}^{\tilde{\theta}_i, \tilde{y}_i})^\dagger \right\|_{\infty}^2 \right)$.

Proof Sketch. The key idea of the proof is to demonstrate that the bit-phase error gap when utilising a $(\varepsilon_{\text{PRNG}}, t')$ -quantum secure is small, utilising the observed bit error tolerance to bound the phase error tolerance, followed by applying the EUR in Thm. 27 to lower bound the smooth min-entropy.

The quantum algorithm in Fig. 8 requires t_D resources and outputs a decision D based on the bit-phase error gap. By property of the $(\varepsilon_{\text{PRNG}}, t')$ -quantum secure PRNG with $t' \geq t_D$, the probability that the bit-phase error exceeds a gap is $\varepsilon_{\text{PRNG}}$ -close to when a IRNG is used instead. The form of the IRNG state, where basis θ is uniformly random and independent of subsystems ABE , implies that the expected bit and phase error matches since a measurement on θ and a measurement on $\tilde{\theta}$ with uniformly random θ would generate the same state $\rho_{Y Y'} = \rho_{\tilde{Y} \tilde{Y}'}$. The observed bit-phase error gap for a single instance of the algorithm with IRNG can be computed using Azuma-Hoeffding bound, which when combined with the quantum secure PRNG property, yields

$$\Pr[e_{\text{ph}} - e_{\text{bit}} > 2\delta] \leq 2p_{\Omega}^2 e^{-\frac{n\delta^2}{2}} + \varepsilon_{\text{PRNG}}. \quad (\text{E2})$$

Combining this result with the bit value tolerance value, we can show that the phase error can be upper bounded by a tolerance value $e_{\text{ph,tol}}$, except with small probability.

The final step is to apply the EUR with map $v(\theta) = \tilde{\theta}$, which is agnostic to how θ is generated. The max-entropy can be reduced by data processing inequality [20],

$$H_{\max}^{\varepsilon}(\tilde{Y}|\theta B) \leq H_{\max}^{\varepsilon}(\tilde{Y}|\tilde{Y}'), \quad (\text{E3})$$

which can be in turn be upper bounded by $nh_{\text{bin}}(e_{\text{ph,tol}})$. As for the overlap factor q , since the measurement operators operate on each subsystem A_i separately, $q = nq_1$, and we arrive at the result. \square

3. Security of decoy-state BB84 with PRNG basis

The bound on min-entropy is presented in the theorem below.

Theorem 29. *Considering an adversary with resource limitation t and the use of $(t', \varepsilon_{\text{PRNG}})$ -secure PRNG with $t' \geq 2(t + t_{MG}) + t_{ex}$, the min-entropy of interest, which can be described by the steps above, is lower bounded by*

$$H_{\min}^{\varepsilon}(X_{P_2}|\beta P_1 P_2 \tilde{\theta}_{\beta} X'_{P_1} E)_{\rho_{\beta X_{P_2} P_1 P_2 \tilde{\theta}_{\beta} X'_{P_1} E}|\Omega_{\text{PE}}}} \geq N_{P_2,1}^{\text{tol}} - N_{P_2,1}^{\text{tol}} h_{\text{bin}}(e'_{\text{ph,tol}}),$$

where $\varepsilon \geq \sqrt{2\varepsilon_{\text{ph}}}$, with

$$\begin{aligned} \varepsilon_{\text{ph}} &= 2\varepsilon_{\text{IRNG}} + \frac{\varepsilon_{\text{PRNG}}}{p_{\Omega_{\text{PE}}}^2} + \varepsilon_{\text{serf},1} \\ e'_{\text{ph,tol}} &= e_{\text{bit},1,\text{tol}} + g(N_{P_1,1}^{\text{tol}}, N_{P_2,1}^{\text{tol}}, \varepsilon_{\text{serf},1}) + 2\sqrt{\frac{2}{N_{P_2,1}^{\text{tol}}} \ln \frac{1}{\varepsilon_{\text{IRNG}}}} \end{aligned}$$

and $g(a, b, c) = \sqrt{\frac{(b+a)(a+1)}{2a^2b}} \ln \frac{1}{c}$.

Proof. We first reduce the protocol to a worse case protocol to simplify analysis. The choice of decoy state intensity can be delayed, by allowing Alice to first sample a random photon number count for n rounds, N_{PNR} , and select decoy choice by sampling v based on N_{PNR} . In general, the photon numbers N_{PNR} can be accessible to the adversary, and any rounds Q_i where there are multi-photon events could leak the basis and bit value. As such, we let Alice announce the basis and bit value for all rounds with multi-photon events. For single-photon events, preparing BB84 states on system Q_i is identical to preparing $|\Phi^+\rangle_{A_i Q_i}$, and performing measurement on A_i with the X and Z-basis operators. This modification allows us to delay the measurement on A_i to a later step. We note that the corresponding measurement operators $F_{A_i}^{\theta_i, X_i}$ acts independently and identically on the subsystems and has overlap $q_1 = 1$, assuming ideal preparation of the BB84 states. As such, we have a worse case of Alice preparing and sending out N_{PNR} , $\theta_{\geq 2}$, $X_{\geq 2}$, and Q_i of single-photon events instead of that in step 1 of the protocol. In fact, WLOG, we can let the adversary prepare the single-photon states, and select P at the same time, preparing $\rho_{A_{P^*,1} B_{P^*,1} E'}$. For steps 3 and 4, Alice and Bob can operate with simply these single-photon events since $\tilde{\Omega}_{\text{PE}}$ is decided only on such events. This worse case protocol can thus be summarised as

1. The adversary announces β to Alice and Bob.
2. Alice draws a random photon number count for n rounds, N_{PNR} , based on a probability distribution computed from the intensity and probability settings.
3. From the basis generation seed $\tilde{\theta}_\beta$ and N_{PNR} , Alice announces the basis $\theta_{\geq 2}$ and random bit string $X_{\geq 2}$.
4. The adversary announces P and prepares accordingly the state $\rho_{A_{P^*,1} B_{P^*,1} E'}$, where $A_{P^*,1}$ is handed to Alice and $B_{P^*,1}$ is handed to Bob.
5. Bob selects randomly a subset P_1 from set P. Define $P_2 = P \setminus P_1$.
6. Bob measures $B_{P_1,1}$ to obtain $X'_{P_1,1}$ and Alice measures $A_{P_1,1}$ to obtain $X_{P_1,1}$.
7. Alice and Bob computes and checks the condition $\tilde{\Omega}_{\text{PE}}$, and they announce $\tilde{\theta}_\beta$.
8. Alice measures $A_{P_2,1}$ to obtain $X_{P_2,1}$.

Note that $X_{P_1,0}$ would be announced in the original protocol, but this is simply a random string uncorrelated with the rest of the variables and can be removed from the min-entropy.

We begin by first considering another worse case where Alice truncates the number of single-photon rounds in set P_2 to $N_{P_2,1}^{\text{tol}}$, which can occur when $\tilde{\Omega}_{\text{PE}}$ occurs. Otherwise, Alice and Bob can replace the subsystem with $N_{P_2,1}^{\text{tol}}$ Bell states, which does not affect min-entropy since it is evaluated conditioned on $\tilde{\Omega}_{\text{PE}}$. As such,

$$H_{\min}^\varepsilon(X_{P_2} | \beta P_1 P_2 \tilde{\theta}_\beta X'_{P_1} E')_{\rho_{\beta X_{P_2} P_1 P_2 \tilde{\theta}_\beta X'_{P_1} E' | \tilde{\Omega}_{\text{PE}}}} \geq H_{\min}^\varepsilon(X_{P_2^{\text{trunc},1}} | \beta P_1 P_2 \tilde{\theta}_\beta X'_{P_1,1} X_{P_1,1} N_{\text{PNR}} X_{\geq 2} E')_{\rho_{|\tilde{\Omega}_{\text{PE}}}},$$

where trunc superscript indicate truncation.

The state generated, $\rho_{\beta X_{P_2^{\text{trunc},1}} P_1 P_2 \tilde{\theta}_\beta X'_{P_1,1} N_{\text{PNR}} X_{\geq 2} E' | \tilde{\Omega}_{\text{PE}}}$, matches that described in EUR, Thm. 28. We note that the state can be expressed as

$$\rho_{X_{P_2^{\text{trunc},1}} \beta \tilde{\theta}_\beta E | \tilde{\Omega}_{\text{PE}}} = \mathcal{M}_{\theta_{P_2,1} A_{P_2,1}^{\text{trunc}} \rightarrow X_{P_2,1}^{\text{trunc}}}(\rho_{\beta \tilde{\theta}_\beta A_{P_2,1}^{\text{trunc}} B_{P_2,1}^{\text{trunc}} E | \tilde{\Omega}_{\text{PE}}), \quad (\text{E4})$$

where $E = P_1 P_2 X'_{P_1,1} X_{P_1,1} N_{\text{PNR}} X_{\geq 2} E'$. We note that $\tilde{\Omega}_{\text{PE}}$ can be determined from $X'_{P_1,1} X_{P_1,1} N_{\text{PNR}} P_1 P_2$, which are part of E . By the fair sampling assumption, P_1 and P_2 are independent of any basis selection. Moreover, if the basis choice $\theta_{\beta, P_2^{\text{trunc},1}}$ is selected from an IRNG, it would be uniformly random and independent from the adversary (also from β), since θ_{P_1} and θ_{P_2} are uncorrelated, i.e. we have $\tau_{\theta_{P_2,1}}$ and uncorrelated from the rest of the state.

The final quantity to define is $e_{\text{bit,tol}}$, which in this case is the phase tolerance bound for the set $P_{2,1}^{\text{trunc}}$. This can be obtained by the modified Serfling bound [15, 16], since the choice of sets P_1 and P_2 is random. Since $\tilde{\Omega}_{\text{PE}}$ gives $N_{P_1,1}^{\text{tol}}$ as a lower bound on the number of single photon events, and that the bit error rate is upper bounded by $e_{b,1,\text{tol}}$, we have that

$$\Pr[e_{\text{bit}} \geq e_{\text{bit},1,\text{tol}} + g(N_{P_1,1}^{\text{tol}}, N_{P_2,1}^{\text{tol}}, \varepsilon_{\text{serf},1})] \leq \varepsilon_{\text{serf},1}. \quad (\text{E5})$$

Therefore, we can apply Thm. 28 to arrive at the result. \square

4. Proof of Modified EUR

In this section, we provide a formal proof of Thm. 27. We follow closely the proof of EUR in Ref. [25], where a similar form of EUR is proven, and taking inspiration from Ref. [43]. We begin by introducing the Stinespring dilation isometry of both measurement maps $\mathcal{M}_{\theta A \rightarrow Y}$ and $\mathcal{M}_{v(\theta)A \rightarrow \tilde{Y}}$ respectively,

$$\begin{aligned} V &= \sum_{\alpha, y} |yy\rangle_{YY'} \otimes |\alpha\rangle\langle\alpha|_{\theta} \otimes F_A^{\alpha, y} \\ W &= \sum_{\alpha, \tilde{y}} |\tilde{y}\tilde{y}\rangle_{\tilde{Y}\tilde{Y}'} \otimes |\alpha\rangle\langle\alpha|_{\theta} \otimes F_A^{v(\alpha), \tilde{y}}. \end{aligned} \quad (\text{E6})$$

We can purify the state $\rho_{\theta ABE}$ to

$$|\psi\rangle_{\theta\theta' ABED} = \sum_{\alpha} \sqrt{p_{\alpha}} |\alpha\alpha\rangle_{\theta\theta'} \otimes |\phi_{\alpha}\rangle_{ABED}, \quad (\text{E7})$$

where $|\phi_{\alpha}\rangle_{ABED}$ is a purification of $\rho_{ABE|\theta=\alpha}$, which can be performed by selecting D to be a sufficiently large auxiliary system. The post-measurement state after performing the latter measurement map $\mathcal{M}_{v(\theta)A \rightarrow \tilde{Y}}$ can thus be written as

$$\rho_{\theta\theta' ABE\tilde{Y}\tilde{Y}'D} = W |\psi\rangle\langle\psi|_{\theta\theta' ABED} W^{\dagger} \quad (\text{E8})$$

Since the state is pure, we can apply the duality relation of smooth min- and max-entropy [45, 46],

$$H_{\max}^{\varepsilon}(\tilde{Y}|\theta B) + H_{\min}^{\varepsilon}(\tilde{Y}|\theta' AE\tilde{Y}'D) = 0, \quad (\text{E9})$$

and what remains is to bound the smooth min-entropy term, which is upper bounded by $H_{\min}^{\varepsilon}(\tilde{Y}|\theta AE\tilde{Y}')$ since $\theta = \theta'$, and D can be removed by the data-processing inequality for CPTP map Tr_D [20].

The smooth min-entropy term is evaluated on the state $[W\rho_{\theta AE}W^{\dagger}]$, where we note that it is possible to reverse the measurement of system A using basis $v(\theta)$ and measure it using basis θ . This is expressed as a CPTP map, using the Stinespring dilation isometry of the measurement maps,

$$\mathcal{E} = \sum_{\alpha} \text{Tr}_{AY'} [VW^{\dagger} |\alpha\rangle\langle\alpha|_{\theta} \cdot |\alpha\rangle\langle\alpha|_{\theta} WV^{\dagger}], \quad (\text{E10})$$

where we have

$$\begin{aligned} &\mathcal{E}(\rho_{\theta AE\tilde{Y}\tilde{Y}'}) \\ &= \sum_{\alpha} \text{Tr}_{AY'} \{VW^{\dagger} [|\alpha\rangle\langle\alpha|_{\theta} \otimes \sum_{yy'} |yy\rangle_{YY'} F_A^{v(\alpha), y} \rho_{AE|\theta=\alpha} (F_A^{v(\alpha), y'})^{\dagger} \langle y'y'|_{YY'}] WV^{\dagger}\} \\ &= \sum_{\alpha} \text{Tr}_{AY'} \{V [|\alpha\rangle\langle\alpha|_{\theta} \otimes \sum_y (F_A^{v(\alpha), y})^{\dagger} F_A^{v(\alpha), y} \rho_{AE|\theta=\alpha} \sum_{y'} (F_A^{v(\alpha), y'})^{\dagger} F_A^{v(\alpha), y'}] V^{\dagger}\} \\ &= \text{Tr}_{AY'} [V \rho_{\theta AE} V^{\dagger}] \\ &= \rho_{\theta YE}, \end{aligned} \quad (\text{E11})$$

where is the post-measurement state on $\rho_{\theta ABE}$ with measurement map $\mathcal{M}_{\theta A \rightarrow Y}$ and the appropriate trace, and we note that $\sum_y (F_A^{v(\alpha), y})^{\dagger} F_A^{v(\alpha), y} = \mathbb{I}_A$.

By definition of the smooth min-entropy, there exists a state $\sigma_{\theta AE\tilde{Y}\tilde{Y}'}$, and $\omega_{\theta AE\tilde{Y}'}$, such that purified distance $P(\rho_{\theta AE\tilde{Y}\tilde{Y}'}, \sigma_{\theta AE\tilde{Y}\tilde{Y}'}) \leq \varepsilon$, and

$$\sigma_{\theta AE\tilde{Y}\tilde{Y}'} \leq 2^{-\lambda} \mathbb{I}_{\tilde{Y}} \otimes \omega_{\theta AE\tilde{Y}'}, \quad (\text{E12})$$

where $\lambda = H_{\min}^{\varepsilon}(\tilde{Y}|\theta AE\tilde{Y}')$. We note here that any CPTP map should not increase the purified distance, which allows us to define a state $\sigma_{\theta YE} := \mathcal{E}(\sigma_{\theta AE\tilde{Y}\tilde{Y}'})$, such that it is ε -close in purified distance to $\rho_{\theta YE}$,

$$P(\sigma_{\theta YE}, \rho_{\theta YE}) \leq P(\sigma_{\theta AE\tilde{Y}\tilde{Y}'}, \rho_{\theta AE\tilde{Y}\tilde{Y}'}) \leq \varepsilon. \quad (\text{E13})$$

We can apply the channel \mathcal{E} on both sides of Eq. (E12), giving

$$\sigma_{\theta Y E} \leq 2^{-\lambda} \mathcal{E}(\mathbb{I}_{\tilde{Y}} \otimes \omega_{\theta A E \tilde{Y}'}). \quad (\text{E14})$$

The RHS term can be expanded as

$$\begin{aligned} \mathcal{E}(\mathbb{I}_{\tilde{Y}} \otimes \omega_{\theta A E \tilde{Y}'}) &= \sum_{\alpha \tilde{y}} |\alpha y\rangle \langle \alpha y|_{\theta Y} \otimes \langle \tilde{y} | \text{Tr}_A [F_A^{\alpha, y} (F_A^{v(\alpha), \tilde{y}})^\dagger \hat{\omega}_{A E \tilde{Y}'}^\alpha F_A^{v(\alpha), \tilde{y}} (F_A^{\alpha, y})^\dagger] | \tilde{y} \rangle_{\tilde{Y}'}, \\ &\leq \sum_{\alpha \tilde{y}} |\alpha y\rangle \langle \alpha y|_{\theta Y} \otimes \left\| F_A^{\alpha, y} (F_A^{v(\alpha), \tilde{y}})^\dagger \right\|_\infty^2 \langle \tilde{y} | \text{Tr}_A (\hat{\omega}_{A E \tilde{Y}'}^\alpha) | \tilde{y} \rangle_{\tilde{Y}'}, \\ &\leq \left[\max_\alpha \max_{y, \tilde{y}} \left\| F_A^{\alpha, y} (F_A^{v(\alpha), \tilde{y}})^\dagger \right\|_\infty^2 \right] \sum_{\alpha y} |\alpha y\rangle \langle \alpha y|_{\theta Y} \otimes \text{Tr}_{A \tilde{Y}'} [\hat{\omega}_{A E \tilde{Y}'}^\alpha] \\ &= c_q \mathbb{I}_Y \otimes \hat{\omega}_{\theta E}, \end{aligned} \quad (\text{E15})$$

where $\hat{\omega}_{\theta E} := \sum_\alpha |\alpha\rangle \langle \alpha|_\theta \otimes \text{Tr}_{A \tilde{Y}'} [\hat{\omega}_{A E \tilde{Y}'}^\alpha]$ and $\hat{\omega}_{A E \tilde{Y}'}^\alpha := \langle \alpha | \omega_{\theta A E \tilde{Y}'} | \alpha \rangle$. Therefore, by definition, the min-entropy is lower bounded,

$$H_{\min}(Y|\theta E)_{\sigma_{\theta Y E}} \geq H_{\min}^\varepsilon(\tilde{Y}|\theta A E \tilde{Y}') + q, \quad (\text{E16})$$

where $q = \log_2 \frac{1}{c_q}$. Since $\sigma_{\theta Y E}$ is ε -close in purified distance to $\rho_{\theta Y E}$, the smooth min-entropy can be bounded,

$$H_{\min}^\varepsilon(Y|\theta E)_{\rho_{\theta Y E}} \geq H_{\min}^\varepsilon(\tilde{Y}|\theta A E \tilde{Y}') + q. \quad (\text{E17})$$

Combining the results, we end up with

$$H_{\min}^\varepsilon(Y|\theta E)_{\rho_{\theta Y E}} + H_{\max}^\varepsilon(\tilde{Y}|\theta B)_{\rho_{\theta \tilde{Y} B}} \geq q. \quad (\text{E18})$$

Noting that $\rho_{\theta Y E} = \text{Tr}_B[\mathcal{M}_{\theta A \rightarrow Y}(\rho_{\theta A B E})]$ and $\rho_{\theta \tilde{Y} B} = \text{Tr}_E[\mathcal{M}_{v(\theta) A \rightarrow \tilde{Y}}(\rho_{\theta A B E})]$, we arrive at the form of Thm. 27.

5. Proof of Thm. 28

To prove Thm. 28, we would require Thm. 31 which in turns relies on Thm. 30. We first prove Thm. 30, which requires that the bit-phase error gap at the end of the protocol with a pseudorandom basis choice cannot be large. We recall the definition of phase error rate, $e_{\text{ph}} := \frac{wt(\tilde{Y}_A \oplus \tilde{Y}_B)}{n}$, which is obtained from from the state $\mathcal{M}_{v(\theta) A \rightarrow \tilde{Y}_A} \circ \mathcal{M}_{v(\theta) B \rightarrow \tilde{Y}_B}(\rho_{\theta A B E}^{\text{PRNG}}|_\Omega)$. Similarly, the bit error rate, $e_{\text{bit}} := \frac{wt(Y_A \oplus Y_B)}{n}$, is obtained from the state $\mathcal{M}_{\theta A \rightarrow Y_A} \circ \mathcal{M}_{\theta B \rightarrow Y_B}(\rho_{\theta A B E}^{\text{PRNG}}|_\Omega)$ where the measurement is performed in the θ basis.

Theorem 30. *Suppose that the basis θ is generated from a $(t', \varepsilon_{\text{PRNG}})$ -quantum secure PRNG with $t' \geq t_D$ and let $\rho_{\theta A B E}^{\text{PRNG}}$ be the state prepared by the adversary (via protocol \mathcal{P}_{Adv}), where A and B are n -qubit states, and θ remain independent when generated by an IRNG, $\rho_{\theta A B E}^{\text{IRNG}} = \tau_\theta \otimes \rho_{A B E}$. Let $\Omega = \{D_{\text{PE}} = 1\}$ be an event that can be decided from E , then the phase error cannot be much larger than the bit error for the process $\mathcal{A}_{e_{\text{bit}}, e_{\text{ph}}}^{\text{PRNG}, t_D}$ described in Fig. 8 before the generation of D , i.e.*

$$\Pr[e_{\text{ph}} - e_{\text{bit}} > 2\delta]_{\mathcal{A}_{e_{\text{bit}}, e_{\text{ph}}}^{\text{PRNG}, t_D}} \leq 2p_\Omega^2 e^{-\frac{n\delta^2}{2}} + \varepsilon_{\text{PRNG}},$$

where p_Ω is the probability of $D_{\text{PE}} = 1$.

Proof. Since the algorithm in Fig. 8, $\mathcal{A}_D^{\text{PRNG}, t'}$, has resource restriction t_D , the quantum-secure PRNG cannot be distinguished via this algorithm,

$$\left| \Pr[\mathcal{A}_D^{\text{PRNG}, t_D} = 1] - \Pr[\mathcal{A}_D^{\text{IRNG}, t_D} = 1] \right| \leq \varepsilon_{\text{PRNG}}. \quad (\text{E19})$$

By definition of the outcome D , the bit-phase error gap obtained from PRNG is no much different from that of an IRNG,

$$\Pr[\hat{e}_{\text{ph}} - \hat{e}_{\text{bit}} > \delta_{\text{gap}}]_{\mathcal{A}_D^{\text{PRNG}, t_D}} - \Pr[\hat{e}_{\text{ph}} - \hat{e}_{\text{bit}} > \delta_{\text{gap}}]_{\mathcal{A}_D^{\text{IRNG}, t_D}} \leq \varepsilon_{\text{PRNG}}, \quad (\text{E20})$$

What remains to evaluate the IRNG bit-phase error rate gap.

We first show that the expected value of the bit and phase error matches for the IRNG case. When we have $D_{\text{PE}} = 0$ or $D'_{\text{PE}} = 0$, both bit and phase error would be set to 0, $\hat{e}_{\text{ph}} = \hat{e}_{\text{bit}}$, and we can expand the probability

$$\Pr[\hat{e}_{\text{ph}} - \hat{e}_{\text{bit}} > \delta_{\text{gap}}]_{\mathcal{A}_D^{G^{\text{IRNG}}, t_D}} = p_\Omega^2 \Pr[e_{\text{ph}} - e_{\text{bit}} > \delta_{\text{gap}} | \Omega, \Omega']_{\mathcal{A}_D^{G^{\text{IRNG}}, t_D}}. \quad (\text{E21})$$

This conditional probability matches the probability of the phase-bit error gap exceeding δ_{gap} , when the phase error and bit error are drawn from the conditional state $\rho_{\theta ABE|\Omega}^{\text{IRNG}}$ in both instances instead. By assumption, when IRNG is utilised, θ is independent of the prepared quantum state. Furthermore, since Ω is decided from E , $\rho_{\theta ABE|\Omega}^{\text{IRNG}} = \tau_\theta \otimes \rho_{ABE|\Omega}^{\text{IRNG}}$. Let $e_i = Y_{A,i} \oplus Y_{B,i}$ and $e'_i = \tilde{Y}_{A,i} \oplus \tilde{Y}_{B,i}$ be the bit error and phase error of round i of the two instances. Since θ is uniformly random, the post-measurement state $\rho_{Y_A Y_B|\Omega}$ and $\rho_{\tilde{Y}_A \tilde{Y}_B|\Omega'}$ are identical, since the uniformly random θ remains uniformly random (after tracing out θE). As such, noting that errors between rounds can be correlated, we have that the expected bit and phase error matches, conditioned on earlier rounds, $\mathbb{E}[e_i | e_1^{i-1}] = \mathbb{E}[e'_i | e_1^{i-1}]$, where the indexing $e_i^j = e_i \cdots e_j$.

Here, we demonstrate that both the bit and phase error are close to some combination of the conditional expectation value $\mathbb{E}[e_i | e_1^{i-1}]$ to find the bit-phase error gap. We define

$$X_j = \sum_{i=1}^j e_i - \mathbb{E}[e_i | e_1^{i-1}], \quad (\text{E22})$$

where e_1^{i-1} labels the first $i-1$ outcomes for error measurement. The observed bit error can be expressed as

$$e_{\text{bit}} = \frac{1}{n} \sum_{i=1}^n e_i = \frac{X_n}{n} - \frac{1}{n} \sum_{i=1}^n \mathbb{E}[e_i | e_1^{i-1}]. \quad (\text{E23})$$

The variable X_j is bounded, the set n is finite and

$$\begin{aligned} & \mathbb{E}[X_j | X_1, \dots, X_{j-1}] \\ &= X_{j-1} + \mathbb{E}[e_j | X_1, \dots, X_{j-1}] - \mathbb{E}[e_j | e_1^{j-1}] \\ &= X_{j-1}, \end{aligned} \quad (\text{E24})$$

since X_1, \dots, X_{j-1} values can be computed from e_1^{j-1} and vice versa, using the values of $\mathbb{E}[e_i | e_1^{i-1}]$ recursively. These properties implies that X_j is a martingale, and since $|X_j - X_{j-1}| \leq 1$, we can apply the Azuma-Hoeffding inequality [47],

$$\begin{aligned} \Pr[X_n - X_0 \leq -n\delta] &\leq e^{-\frac{n\delta^2}{2}} \\ \Pr[X_n - X_0 \geq n\delta] &\leq e^{-\frac{n\delta^2}{2}}. \end{aligned} \quad (\text{E25})$$

Performing the same analysis for e_{ph} , we arrive at

$$\begin{aligned} \Pr\left[\sum_{i=1}^n \frac{\mathbb{E}[e_i | e_1^{i-1}]}{n} \geq e_{\text{bit}} + \delta\right] &\leq e^{-\frac{n\delta^2}{2}} \\ \Pr\left[e_{\text{ph}} \geq \sum_{i=1}^n \frac{\mathbb{E}[e'_i | e_1^{i-1}]}{n} + \delta\right] &\leq e^{-\frac{n\delta^2}{2}}, \end{aligned} \quad (\text{E26})$$

where a different (upper or lower) bound is utilised for the two instances.

Since the states are identical, the sum of conditional expectations of e_i matches. As such, the bit-phase error gap is

$$\Pr[e_{\text{ph}} - e_{\text{bit}} \geq 2\delta | \Omega, \Omega']_{\mathcal{A}_D^{G^{\text{IRNG}}, t_D}} \leq 2e^{-\frac{N_{F_{2,1}}^{\text{tol}} \delta^2}{2}}. \quad (\text{E27})$$

Defining $\delta_{\text{gap}} = 2\delta$, the bit-phase error of the algorithm is

$$\Pr[e_{\text{ph}} - e_{\text{bit}} > 2\delta]_{\mathcal{A}_{e_{\text{bit}}, e_{\text{ph}}}^{G^{\text{PRNG}}, t_D}} \leq 2p_\Omega^2 e^{-\frac{n\delta^2}{2}} + \varepsilon_{\text{PRNG}}, \quad (\text{E28})$$

by combining the results. \square

With this result, we move to prove Thm. 31, which guarantees a lower bound on the phase error, given that the bit error rate has a lower bound.

Theorem 31. *Suppose that the basis θ is generated from a $(t', \varepsilon_{\text{PRNG}})$ -quantum secure PRNG with $t' \geq t_D$ and let $\rho_{\theta ABE}^{\text{PRNG}}$ be the state prepared by the adversary (via protocol \mathcal{P}_{Adv}), where A and B are n -qubit states, and θ remain independent when generated by an IRNG, $\rho_{\theta ABE}^{\text{IRNG}} = \tau_{\theta} \otimes \rho_{ABE}$. Let $\Omega := \{D_{\text{PE}} = 1\}$ be an event that can be decided from E , and $e_{\text{bit,tol}}$ be the tolerance value for an upper bound on the bit error value, i.e. $\Pr[e_{\text{bit}} \geq e_{\text{bit,tol}} | \Omega]_{\mathcal{M}_{\theta A \rightarrow Y_A} \circ \mathcal{M}_{\theta B \rightarrow Y_B}(\rho_{\theta ABE}^{\text{PRNG}} | \Omega)} \leq \varepsilon_{\text{bit}}$. Furthermore, let the X and Z basis measurement operators to have overlap $c_{q_1} := \max_{\theta_i} \max_{y_i, \tilde{y}_i} \left\| F_{A_i}^{\theta_i, y_i} (F_{A_i}^{\tilde{\theta}_i, \tilde{y}_i})^\dagger \right\|_{\infty}^2$, with $q_1 = \log_2 \frac{1}{c_{q_1}}$. Then, an upper bound on the phase error for state $\rho_{\theta ABE}^{\text{PRNG}} | \Omega$ after measurement is*

$$\begin{aligned} \Pr[e_{\text{ph}} \geq e_{\text{ph,tol}}]_{\mathcal{M}_{\tilde{\theta} A \rightarrow \tilde{Y}} \circ \mathcal{M}_{\tilde{\theta} B \rightarrow \tilde{Y}'}(\rho_{\theta ABE}^{\text{PRNG}} | \Omega)} &\leq \varepsilon_{\text{ph}} \\ e_{\text{ph,tol}} &= e_{\text{bit,tol}} + 2\sqrt{\frac{2}{n} \ln \frac{1}{\varepsilon_{\text{IRNG}}}} \\ \varepsilon_{\text{ph}} &= 2\varepsilon_{\text{IRNG}} + \frac{\varepsilon_{\text{PRNG}}}{p_{\Omega}^2} + \varepsilon_{\text{bit}}. \end{aligned}$$

Proof. From Thm. 30, we have that

$$\Pr[e_{\text{ph}} - e_{\text{bit}} \geq 2\delta | \Omega, \Omega']_{\mathcal{A}_{e_{\text{bit}}, \varepsilon_{\text{ph}}}^{\text{GPRNG}, t_D}} \leq 2e^{-\frac{N_{P_2,1}^{\text{tol}} \delta^2}{2}} + \frac{\varepsilon_{\text{PRNG}}}{p_{\Omega}^2}. \quad (\text{E29})$$

where the bit and phase error are obtained from two separate instances of bit value measurement and phase value measurement on identical $\rho_{\theta ABE}^{\text{PRNG}} | \Omega$ state. Given that the bit error value measured is, with probability larger than $1 - \varepsilon_{\text{bit}}$, larger than $e_{\text{bit,tol}}$, we are guaranteed that the phase error value measured on the same state satisfies

$$\Pr[e_{\text{ph}} \geq e_{\text{bit,tol}} + 2\delta | \Omega, \Omega']_{\mathcal{A}_{e_{\text{bit}}, \varepsilon_{\text{ph}}}^{\text{GPRNG}, t_D}} \leq \varepsilon_{\text{ph}}, \quad (\text{E30})$$

where $\varepsilon_{\text{ph}} = 2e^{-\frac{N_{P_2,1}^{\text{tol}} \delta^2}{2}} + \frac{\varepsilon_{\text{PRNG}}}{p_{\Omega}^2} + \varepsilon_{\text{bit}}$. Since the probability no longer depends on the bit error rate e_{bit} , we can replace $\mathcal{A}_{e_{\text{bit}}, \varepsilon_{\text{ph}}}^{\text{GPRNG}}$ with simply a phase error measurement on the common input state,

$$\Pr[e_{\text{ph}} \geq e_{\text{bit,tol}} + 2\delta | \Omega]_{\mathcal{M}_{\tilde{\theta} A \rightarrow \tilde{Y}} \circ \mathcal{M}_{\tilde{\theta} B \rightarrow \tilde{Y}'}(\rho_{\theta ABE}^{\text{PRNG}} | \Omega)} \leq \varepsilon_{\text{ph}}. \quad (\text{E31})$$

Further letting $\varepsilon_{\text{IRNG}} := e^{-\frac{n\delta^2}{2}}$, a simple rearrangement would yield the theorem. \square

With the two theorems in place, we proceed to prove Thm. 28.

Proof of Thm. 28. For the state $\rho_{\theta ABE}^{\text{PRNG}}$, we are interested in finding the conditional smooth-min entropy, of Y conditioned on E , for the PRNG state conditioned on event Ω , $H_{\min}^{\varepsilon_{\text{sm}}}(Y | \theta E)_{\mathcal{M}_{\theta A \rightarrow Y}(\rho_{\theta ABE}^{\text{PRNG}} | \Omega)}$. Applying the entropic uncertainty relation presented in Thm. 27 with the bijective function $v(\alpha) = \bar{\alpha}$, we get

$$\begin{aligned} &H_{\min}^{\varepsilon_{\text{sm}}}(Y | \theta E)_{\mathcal{M}_{\theta A \rightarrow Y}(\rho_{\theta ABE}^{\text{PRNG}} | \Omega)} \\ &\geq q - H_{\max}^{\varepsilon_{\text{sm}}}(\tilde{Y} | \theta B)_{\mathcal{M}_{\tilde{\theta} A \rightarrow Y}(\rho_{\theta ABE}^{\text{PRNG}} | \Omega)} \\ &\geq q - H_{\max}^{\varepsilon_{\text{sm}}}(\tilde{Y}_A | \tilde{Y}_B)_{\mathcal{M}_{\tilde{\theta} A \rightarrow \tilde{Y}_A} \circ \mathcal{M}_{\tilde{\theta} B \rightarrow \tilde{Y}_B}(\rho_{\theta ABE}^{\text{PRNG}} | \Omega)}, \end{aligned} \quad (\text{E32})$$

where the second inequality is obtained by the data processing inequality [20].

The measurement operators are assumed to be independent and identical operators with overlap

$$c_{q_1} := \max_{\theta_i} \max_{y_i, \tilde{y}_i} \left\| F_{A_i}^{\theta_i, y_i} (F_{A_i}^{\tilde{\theta}_i, \tilde{y}_i})^\dagger \right\|_{\infty}^2, \quad (\text{E33})$$

and applied independently on each subsystem A_i . We can thus expand $q = \log_2 \frac{1}{c_q}$ with

$$c_q = \max_{\theta} \max_{y, \tilde{y}} \left\| F_A^{\theta, y} (F_A^{\tilde{\theta}, \tilde{y}})^\dagger \right\|_{\infty}^2, \quad (\text{E34})$$

where the bijective function is a flip from θ to $\bar{\theta}$. For any θ , the norm can be simplified as

$$\begin{aligned} \left\| F_A^{\theta,y} (F_A^{\bar{\theta},\tilde{y}})^\dagger \right\|_\infty^2 &= \left\| \otimes_{i=1}^n (F_{A_i}^{\theta_i,y_i}) (\otimes_{i=1}^n (F_{A_i}^{\bar{\theta}_i,\tilde{y}_i}))^\dagger \right\|_\infty^2 \\ &= \prod_{i=1}^n \left\| F_{A_i}^{\theta_i,y_i} (F_{A_i}^{\bar{\theta}_i,\tilde{y}_i})^\dagger \right\|_\infty^2 \end{aligned} \quad (\text{E35})$$

Taking the maximum θ would mean taking the maximum θ_i for each index i . As such, we have $c_q = c_{q_1}^n$, which yields $q = nq_1$.

From Thm. 31, we know that the state $\mathcal{M}_{\bar{\theta}_A \rightarrow \tilde{Y}_A} \circ \mathcal{M}_{\bar{\theta}_B \rightarrow \tilde{Y}_B} (\rho_{\theta_{ABE}|\Omega}^{\text{PRNG}})$ has a phase error upper bounded by $e_{\text{ph,tol}}$ with probability larger than $1 - \varepsilon_{\text{ph}}$. As such, there exist a state $\sigma_{\tilde{Y}_A \tilde{Y}_B}$ that is ε_{ph} -close in trace distance with a maximum phase error of $e_{\text{ph,tol}}$. The purified distance of these states can be bounded by $\sqrt{2\varepsilon_{\text{ph}}}$ [20]. Therefore, if we set $\varepsilon_{\text{sm}} \geq \sqrt{2\varepsilon_{\text{ph}}}$, we can upper bound the smooth max-entropy by the max-entropy evaluated on σ ,

$$H_{\text{max}}^{\varepsilon_{\text{sm}}}(\tilde{Y}_A | \tilde{Y}_B)_{\mathcal{M}_{\bar{\theta}_A \rightarrow \tilde{Y}_A} \circ \mathcal{M}_{\bar{\theta}_B \rightarrow \tilde{Y}_B} (\rho_{\theta_{ABE}|\Omega}^{\text{PRNG}})} \leq H_{\text{max}}(\tilde{Y}_A | \tilde{Y}_B)_{\sigma_{\tilde{Y}_A \tilde{Y}_B}}. \quad (\text{E36})$$

From Ref. [44], the max-entropy can be computed from the minimum number of bits required to correct for the error. Since the two values can only differ in at most $\lfloor ne_{\text{ph,tol}} \rfloor$ locations, we have [15]

$$\begin{aligned} H_{\text{max}}(\tilde{Y}_A | \tilde{Y}_B)_{\sigma_{\tilde{Y}_A \tilde{Y}_B}} &\leq \log_2 \sum_{i=0}^{\lfloor ne_{\text{ph,tol}} \rfloor} \binom{n}{i} \\ &\leq nh_{\text{bin}}(e_{\text{ph,tol}}). \end{aligned} \quad (\text{E37})$$

which completes the proof. □

Appendix F: Round-Efficient Client Authentication

1. Protocol Description

We developed a round-efficient client authentication (CA) protocol requiring only two communication steps. The key modifications made to the proposed QAKE protocol with pseudorandom basis selection are:

1. Removing server validation since they are not required for client authentication. The validation is instead performed at the start of the next round, where it is required to ensure updated secrets are secure.
2. Replacing label agreement with the server utilising his own index α' for the protocol run. Any index mismatch would be picked up during client or server validation, and would be corrected with an additional round.

Incorporating these changes, alongside compression of communication rounds, leads to a protocol with two rounds of communication summarised in Fig. 9.

The client and server pre-share secrets and functions similar to the AKE protocol, except authentication key K_2 and hash function h_2 , which are not necessary in this protocol. The protocol is described in detail below.

Protocol 3 Round-Efficient Client Authentication

Goal. Server authenticates client.

1. **Server's Tag and Label:** Server sends its authentication tag $T_{\text{SV},\alpha'}$ and index α' to the client.
 2. **Server State Preparation:** The server generates a n -bit basis string using the basis seed, $\theta'_{\alpha'} = g(\tilde{\theta}'_{\alpha'})$, randomly chooses a n -bit string $x \in \{0, 1\}^n$ and a n -trit string $v \in \{0, 1, 2\}^n$ according to probability distribution p_v . The server then sends n phase-randomised coherent BB84 states $\left\{ \rho_{Q_i}^{\theta'_i, x_i, \mu_{v_i}} \right\}_{i \in [1, n]}$, with basis θ'_i , bit value x_i , and intensity μ_{v_i} , to the client, acting as the “challenge”.
 3. **Client Measurement:** The client measures subsystems Q_i using basis $\theta'_\alpha = g(\tilde{\theta}'_\alpha)$, and records outcome x'_i . If the client detects no clicks, it declares $x'_i = \perp$. If multiple clicks are detected, the bit value $x'_i \in \{0, 1\}$ is randomly selected.
 4. **Server Validation and Client Label Alignment:** Based on the received label α'_r , the client aligns its label. If $\alpha'_r > \alpha$, the client updates $\alpha = \alpha'_r$ and sets $D_C = 1$. If $\alpha'_r = \alpha$, the server checks if $\tilde{T}_{\text{SV},\alpha} = T_{\text{SV},\alpha,r}$. If it matches, the client sets $D_C = 1$. Otherwise, the client sets $D_C = 0$ and replaces any further responses with a random string. After the alignment is complete, the client sends D_C and α to the server.
 5. **Test Round Announcement:** The client records the detection rounds, $P = \{i : x'_i \neq \perp\}$, and randomly splits it into two sets, $|P_1| = \lceil f_{P_1} |P| \rceil$. The client announces P_1, P_2 and x'_{P_1} , and the server receives the announcement $P_{1,r}, P_{2,r}$ and $x'_{P_{1,r}}$.
 6. **Error Correction:** The client computes the length of the syndrome, $|S| = f_{\text{ECh}} h_{\text{bin}}(e'_{\text{bit,tol}})$. The client generates a syndrome $s = f_{\text{syn}}(x'_{P_2})$ and forwards it to the server. The server receives the syndrome s_r and computes the corrected bit string $\hat{x}'_{P_2} = f_{\text{syn}}^{\text{dec}}(x_{P_{2,r}}, s_r)$.
 7. **Client Validation:** The client generates a tag $t_{\text{CV}} = h_1(K_1^h, x'_{P_1} || P_1 || P_2 || x'_{P_2} || s) \oplus K_{1,\alpha}^{\text{mask}}$ and forwards it to the server. The server receives tag $t_{\text{CV},r}$ and generates verification tag $\tilde{t}_{\text{CV}} = h_1(K_1^h, x_{P_{1,r}} || P_{1,r} || P_{2,r} || \hat{x}'_{P_2} || s_r) \oplus K_{1,\alpha'}^{\text{mask}}$ and checks if $t_{\text{CV},r} = \tilde{t}_{\text{CV}}$. If the tags matches, the server validates the client and output $D_{\text{CV}} = 1$, otherwise, he sets $D_{\text{CV}} = 0$.
 8. **Parameter Estimation:** The server estimates a lower bound on single-photon events in the set $P_{2,r}$ and $P_{1,r}$, $\hat{N}_{P_{2,r},1}^{\text{LB}}$ and $\hat{N}_{P_{1,r},1}^{\text{LB}}$, and an upper bound on the single-photon bit error rate $\hat{e}_{\text{bit},P_{1,r},1}^{\text{UB}}$, via decoy-state analysis, and an upper bound on the bit error rate in set $P_{2,r}$, $\hat{e}_{\text{bit},P_{2,r}}^{\text{UB}}$, via the Serfling bound. The server checks if $|P_{1,r}| = \lceil f_{P_1} |P_1| \rceil$, $|P_1| \geq P_{1,\text{tol}}$, $\hat{N}_{P_{2,r},0}^{\text{LB}} \geq N_{P_{2,r},0}^{\text{tol}}$, $\hat{N}_{P_{2,r},1}^{\text{LB}} \geq N_{P_{2,r},1}^{\text{tol}}$, $\hat{e}_{\text{bit},P_{1,r},1}^{\text{UB}} \leq e_{\text{bit},1,\text{tol}}$ and $e_{\text{bit},P_{1,r}} \leq e_{\text{bit,tol}}$. If these are satisfied, the server sets $D_{\text{PE}} = 1$, otherwise it sets $D_{\text{PE}} = 0$.
 9. **Secret Update and Label Update:** The server compares the index received α_r , D_C and its own index α' . The server first updates $\alpha_r = \alpha_r + 1$ if $D_C = 0$. If updated $\alpha_r > \alpha'$, the server sets $\alpha' = \alpha_r - 1$ and sets $D_{\text{SA}} = 0$, otherwise he sets $D_{\text{SA}} = 1$ (aligned indices). The client decides whether to generate the server's tag and update the basis seed based on D_C , while the server decides on the success of the authentication round via $F_S = D_{\text{PE}} \wedge D_{\text{CV}} \wedge D_{\text{SA}}$. When the client (resp. the server) decides to generate the tag and update the basis seed, i.e. $D_C = 1$ (resp. $F_S = 1$), it performs privacy amplification $\tilde{T}_{\text{SV},\alpha} || \tilde{\theta}'_\alpha = h_{\text{PA}}(R, x'_{P_2})$ (resp. $T_{\text{SV},\alpha'} || \tilde{\theta}'_{\alpha'} = h_{\text{PA}}(R, \hat{x}'_{P_2})$). If basis seed update and server tag generation is not performed, then the client (resp. the server) would update its label, $\alpha = \alpha + 1$ (resp. $\alpha' = \alpha' + 1$).
-

2. Security Definition

The security definition for the protocol follows from standard client authentication security requirements. We begin with the first condition of robustness, which guarantees that the protocol should always succeed when a valid client approaches the server. We note that since the protocol has no label agreement step, any mismatch in indices requires 2 rounds to resolve. However, since index mismatch is unlikely in the honest case, we relax the robustness requirement to ensure that authentication passes in 2 rounds (similar to how clients has to try a second time to login when the first login fails). As such, we formally define this two round robustness as

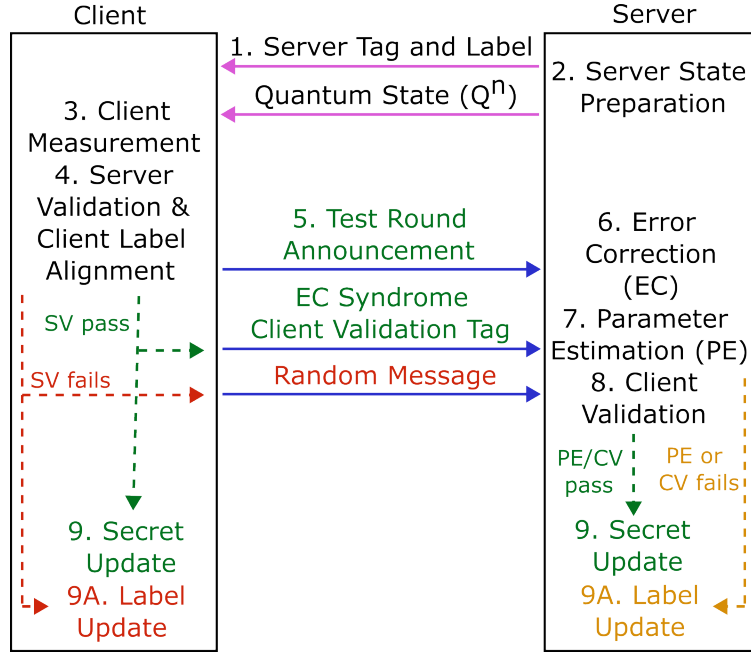


FIG. 9. Summary of round-efficient CA protocol with two rounds of communication. In the first communication round, the server sends quantum states to the client, alongside its tag for validation by the client. After validation and client's measurement, the response would consist of the test round results, client validation tag for server to validate the client's identity, and information for error correction. At the end of the protocol, both parties would separately decide whether to update secrets or the label (indicating a protocol failure).

Definition 8 ($\varepsilon_{2,\text{rob}}$ -2-round-robustness). A CA protocol is $\varepsilon_{2,\text{rob}}$ -2-round-robustness if it passes with high probability in the absence of any adversary in either of the next two rounds, i.e. it fails to pass both rounds with low probability

$$\Pr[F_{S,j} = 0, F_{S,j+1} = 0] \leq \varepsilon_{\text{rob}},$$

where $F_{S,i}$ refers to the server's label in the i -th round, and $j \in [1, m-1]$, where m is the maximum number of rounds of the protocol.

We note here that there can be other ways of defining the robustness condition. One such method is to assume that all prior rounds of the protocol are performed in the absence of an adversary. This is unlikely to result in any index mismatch at the current protocol round, and thus robustness can be guaranteed with high probability with a single round.

The second security condition in client authentication requires that a server interacting with an invalid client (or adversary) return an authentication failure with high probability. As such, when the authentication passes, the server can be highly confident that the client is valid. Therefore, we formally define the client authentication condition as

Definition 9 (ε_{CV} -client validation). An CA protocol has ε_{CV} -client validation if the authentication fails with high probability when the adversary attempts to impersonate the client, i.e.

$$\Pr[F_S = 1 | D_C = \phi] \leq \varepsilon_{\text{CV}}.$$

While there is no imposition on the secrets of the protocol, they would obey additional conditions for future rounds of the protocol to remain secure. This separate security condition has the same definition as shared secrets privacy in QAKE, albeit with different ideal input and output states.

3. Overall Protocol Security

We can similarly define a m -round protocol of CA, where all rounds has to satisfy the security condition, with each round satisfying some $\varepsilon_{\text{sec},i}$ -security condition defined by the trace distance from the ideal output state with $\Pr[F_S = 1, D_C = \phi] = 0$. We follow the same idea from Sec. III to reduce the multi-round analysis to single round,

where additional shared secret preservation is necessary in the intermediate steps. However, since there is only a single security condition, client authentication, we shall examine both conditions together, defining the overall security as

$$\Delta(\rho_{D_C F_S LSE}, \rho_{D_C F_S LSE}^{\text{ideal, int}}) \leq \varepsilon_{\text{sec, int}}, \quad (\text{F1})$$

and it remains to identify the set of ideal input and output states.

The main difference in the identification of ideal input/output states for the CA protocol is the ability of the adversary to gain partial information of secrets and partial control of the client's action. Firstly, the client's tag can almost always be generated since there is no server check during the round itself. This leads to the authentication key K_1^{h} and hash masking key $K_{1, \beta}^{\text{mask}}$ being correlated with the adversary, although this correlation is via the tag T_{CV} . This is without a corresponding trace of the hash masking key in the round since the client's index is not updated, though one expects the corresponding trace to occur when the client performs the server check in later rounds. Secondly, the generation of the server's tag verification value by the client, $\tilde{T}_{SV, \alpha}$, can be sometimes influenced by the adversary when it has prior knowledge of the basis generation seed. However, the adversary would not have direct access to this value since it is not announced. To account for these two leakages/controls available to the adversary, we define two oracles, the first $\mathcal{E}_{K_1^{\text{h}} K_{1, \beta}^{\text{mask}} M \rightarrow T_{CV}}$, allows the adversary to choose any message M and have the corresponding client tag generated for him. The second $\mathcal{E}_{RM \rightarrow \tilde{T}_{SV, \alpha}}$ allows the adversary to select any message, and generate the server authentication check tag for the client, who would utilise it to perform checks in latter rounds when necessary.

To monitor the secrets and oracles accessible, we introduce a new label α^U , which indicates the client's index if the server authentication is performed in the same round. α^U is updated as follows: (1) if $D_C = \phi$ within a round, leave α^U unchanged, (2) if $\alpha'_r \geq \alpha^U$, set $\alpha^U = \alpha'_r$, and (3) if $D_C = 1$ and $F_S \neq 1$, set $\alpha^U = \alpha^U + 1$. The second scenario occurs when the client's index is updated to an index that may not fail in the next round, while the third scenario requires that the server not pass server validation since server did not participate/did not select a server authentication tag that matches the client's. A general input state can be defined as a mixture of two variants of states $\rho^{in} = \sum_{jj'} p_{jj'} \rho_{LSE}^{jj'} + p_{j, j+1, j'} \rho_{LSE}^{j, j+1, j'}$. These variants are

$$\begin{aligned} \rho_{LSE}^{jj'} &= |jj'\rangle\langle jj'|_{\alpha\alpha^U\alpha'} \otimes \rho_{SE}^{jj'} \\ \rho_{SE}^{jj'} &= \tau_{RK_{1, [j, m]}^{\text{mask}}} \otimes \tilde{\tau}_{\tilde{\theta}_{[j_{\max}, m]} \tilde{\theta}'_{[j_{\max}, m]}} \otimes \mathcal{E}_{K_1^{\text{h}} K_{1, [j', j-1]}^{\text{mask}} E' \rightarrow E} (\tau_{K_1^{\text{h}} K_{1, [j', j-1]}^{\text{mask}}} \otimes \rho_{E'}) \end{aligned} \quad (\text{F2})$$

where $j_{\max} = \max\{j, j'\}$, and E' contains the lost secrets $\tilde{\theta}_{[1, j_{\max}-1]} \tilde{\theta}'_{[1, j_{\max}-1]}$, and the state

$$\begin{aligned} \rho_{LSE}^{j, j+1, j'} &= |j, j+1, j'\rangle\langle j, j+1, j'|_{\alpha\alpha^U\alpha'} \otimes \rho_{SE}^{j, j+1, j'} \\ \rho_{SE}^{j, j+1, j'} &= \tau_{K_{1, [j+1, m]}^{\text{mask}}} \otimes \tilde{\tau}_{\tilde{\theta}_{[j_{\max}^U, m]} \tilde{\theta}'_{[j_{\max}^U, m]}} \otimes \mathcal{E}_{RK_1^{\text{h}} K_{1, j}^{\text{mask}} E' \rightarrow \tilde{T}_{SV, j} E} (\tau_{RK_1^{\text{h}} K_{1, j}^{\text{mask}}} \otimes \rho_{E'}), \end{aligned} \quad (\text{F3})$$

where $j^{\text{mask}} = \{j', \dots, j-1\} \cup \{j\}$, $j_{\max}^U = \max\{j+1, j'\}$, and the sequence of oracle access are ordered by index, with the R -oracle as the final channel.

The general output state ("ideal" output) for input state $\rho^{in, jj^U j'}$, where $j^U \in [j, j+1]$, is defined as

$$\begin{aligned} \rho^{\text{out}, jj^U j'} &= |\phi 0\rangle\langle \phi 0|_{D_C F_S} \otimes \sum_{\tilde{j}' \geq j'+1} p_{\phi 0, \tilde{j}'} \otimes \rho_{LSE}^{j, \tilde{j}'} + p_{0\phi} |0\phi\rangle\langle 0\phi|_{D_C F_S} \otimes \rho_{LSE}^{j+1, j+1, j'} \\ &+ |1\phi\rangle\langle 1\phi|_{D_C F_S} \otimes \sum_{\tilde{j} \geq j} p_{1\phi, \tilde{j}} \rho_{LSE}^{\tilde{j}, \tilde{j}+1, j'} + |00\rangle\langle 00|_{D_C F_S} \otimes \sum_{\tilde{j}' \geq j'+1} p_{00, \tilde{j}'} \rho_{LSE}^{j+1, j+1, \tilde{j}'} \\ &+ |10\rangle\langle 10|_{D_C F_S} \otimes \sum_{\tilde{j} \geq j, \tilde{j}' \geq j'+1} p_{10, \tilde{j} \tilde{j}'} \rho_{LSE}^{\tilde{j}, \tilde{j}+1, \tilde{j}'} + p_{11} |11\rangle\langle 11|_{D_C F_S} \otimes \rho_{LSE}^{j' j' j'}, \end{aligned} \quad (\text{F4})$$

where $\tilde{j} \geq j$ is the updated index of the client since $\alpha'_r > \alpha$ can occur, and $\tilde{j}' \geq j'+1$ is the update index of the server since $\alpha_r > \alpha'$ can occur. Note that unlike the QAKE protocol where $D_C = 1$ is disallowed when $F_S = \phi$, the lack of a check for server validation in the same round means $D_C = 1$ can be present, since $\tilde{T}_{SV, \alpha}$ can be made public or requested from the server via a separate server-side attack round. However, the mismatch of α and α^U guarantees that the next round with client involvement would result in $D_C = 0$, and an update of α to indicate no confidence in

the updated secrets.

With the following output state description where $D_C F_S$ can be incorporated into E , we can observe that the output state is a linear combination of the input state components $\rho_{LSE}^{\alpha \alpha^U \alpha'}$, thereby satisfying condition 3 in Thm. 1. Condition 1 is trivially satisfied since all secrets remain private and indices begin with 1, matching ρ_{LSE}^{111} . As such, the security analysis reduces to the single-round security analysis for a single component.

Combining the results presented in later sections, the overall security parameter $\varepsilon_{\text{sec,int}}$ can be given by

$$\begin{aligned} \Delta(\mathcal{P}(\rho_{LSE}^{jj^U j'}), \rho^{\text{out}, jj^U j'}) &\leq 4\sqrt{2\varepsilon_{\text{ph}}} + 2\varepsilon_2 + 5\varepsilon_{\text{match}} + \frac{1}{2} \times 2^{-\frac{1}{2}[N_{P_2,1}^{\text{tol}}[1-h_{\text{bin}}(e'_{\text{ph,tol}})]-l_{\bar{\theta}}-\log_2|\mathcal{T}_{\text{SV}}||\mathcal{T}_{\text{CV}}|-\text{leak}_{\text{EC}}]} \\ &+ \sqrt{|\mathcal{T}_{\text{CV}}|\varepsilon_{\text{MAC},1} - 1 + 2^{\log_2|\mathcal{T}_{\text{CV}}|+\log_2\left(\frac{2}{\varepsilon_2}+1\right)-N_{P_2,1}^{\text{tol}}[1-h_{\text{bin}}(e'_{\text{ph,tol}})]+\text{leak}_{\text{EC}}} + 5\varepsilon_{\text{MAC},1} + 2\varepsilon_{\text{ds}} + \frac{2}{|\mathcal{T}_{\text{CV}}|} + \frac{1}{|\mathcal{T}_{\text{SV}}|}. \end{aligned} \quad (\text{F5})$$

A bound on ε_{sec} for the final round, where secrets no longer have to be maintained, can be computed from Thm. 33 and Thm. 34 with

$$\varepsilon_{\text{sec}} = 3\varepsilon_{\text{MAC},1} + 3\varepsilon_{\text{match}} + \frac{2}{|\mathcal{T}_{\text{CV}}|} + \frac{1}{|\mathcal{T}_{\text{SV}}|}. \quad (\text{F6})$$

We note that it may be possible to derive a tighter bound on ε_{sec} , but we leave it to future work.

4. Security for $\alpha^U \neq \alpha$ input state

Before beginning our analysis, let us define a useful theorem regarding the value of F_S when $D_C \neq 1$. Consider a simplified protocol (with step 2 being left out when the oracle should be inaccessible):

1. The state $\tau_{K^h K_1^{\text{mask}} K_2^{\text{mask}} \dots K_m^{\text{mask}} X} \otimes \rho_E$ is prepared, where X is the the server's randomly chosen bit value.
2. The adversary generates messages $\{M'_i\}_{i=1, \dots, m}$ and inserts into the oracle to obtain output $T_{\text{CV},i} = h_1(K^h, M'_i) \oplus K_i^{\text{mask}}$.
3. The adversary generates $T_{\text{CV},1,r}$ and a message M_r and sends it to the server.
4. The server computes D_{PE} and D_{CV} as per the CA protocol.

Theorem 32. *For the simplified protocol, when the oracle is inaccessible,*

$$\Pr[D_{\text{PE}} \wedge D_{\text{CV}} = 1] \leq \frac{1}{|\mathcal{T}_{\text{CV}}|}.$$

When the oracle is accessible,

$$\Pr[D_{\text{PE}} \wedge D_{\text{CV}} = 1] \leq \varepsilon_{\text{MAC},1} + \varepsilon_{\text{match}},$$

where the matching probability is

$$\varepsilon_{\text{match}} = 2^{-|P_{1,\text{tol}}|[1-h_{\text{bin}}(e_{\text{bit,tol}})]},$$

noting that $|\tilde{P}_1| \geq P_{1,\text{tol}}$, where \tilde{P}_1 is the set P_1 as decided in the message M' .

Proof. Let us first consider the case where the oracles are inaccessible. Here, we can write the overall output state as

$$\rho = \mathcal{B}_{K^h K_1^{\text{mask}} X N_r T_{\text{CV},1,r} \rightarrow D_{\text{PE}} D_{\text{CV}}}[\tau_{K_1^h K_1^{\text{mask}}} \otimes \mathcal{E}_{XE \rightarrow E' T_{\text{CV},1,r} M_r}(\tau_X \otimes \rho_E)], \quad (\text{F7})$$

where it is clear that the adversary has no knowledge of $K_1^h K_1^{\text{mask}}$. While the adversary can control the message M_r sent to the client, the uniformity property of the strongly 2-universal hash function ensures that

$$\begin{aligned} &\Pr[D_{\text{PE}} \wedge D_{\text{CV}} = 1] \\ &\leq \Pr[T_{\text{CV},1,r} = h_1(K^h, M_r || f(M_r, X)) \oplus K_1^{\text{mask}}] \\ &\leq \frac{1}{|\mathcal{T}_{\text{CV}}|}, \end{aligned} \quad (\text{F8})$$

for any $T_{CV,1,r}$ selected by the adversary.

When access to the oracle is available, the overall output state can be expressed as

$$\begin{aligned} \rho = & \mathcal{B}_{K^h K_1^{\text{mask}} X N_r T_{CV,1,r} \rightarrow D_{PE} D_{CV}} \circ \mathcal{E}_{X E_m T_{CV,m} \rightarrow E' T_{CV,1,r} M_r} \circ \mathcal{O}_{K^h K_m^{\text{mask}} M'_m \rightarrow T_{CV,m}} \\ & \circ \mathcal{E}_{T_{CV,m-1} E_{m-1} \rightarrow M'_m E_m} \circ \cdots \circ \mathcal{O}_{K^h K_1^{\text{mask}} M'_1 \rightarrow T_{CV,1}} \circ \mathcal{E}_{E \rightarrow M'_1 E_1} (\tau_{X K^h K_{[1,m]}^{\text{mask}}} \otimes \rho_E). \end{aligned} \quad (\text{F9})$$

The probability is computed by $\text{Tr}[\Pi_{D_{PE}=D_{CV}=1}\rho]$, which includes tracing over $K_{[2,m]}^{\text{mask}}$ that are not involved in the client's check step. From Thm. 4, tracing away K_i^{mask} leaves K_1^h and $T_{CV,i}$ uniform and independent from the adversary. As such, the oracles essentially generate random strings and provide no information of K_1^h to the adversary, and we can reduce the state to

$$\rho = \mathcal{B}_{K^h K_1^{\text{mask}} X N_r T_{CV,1,r} \rightarrow D_{PE} D_{CV}} \circ \mathcal{O}_{K^h K_1^{\text{mask}} M'_1 \rightarrow T_{CV,1}} \circ \mathcal{E}_{E \rightarrow M'_1 E_1} (\tau_{K^h K_1^{\text{mask}}} \otimes \rho_E). \quad (\text{F10})$$

Here, the adversary is able to perform a call to the oracle for any message M' , receive the outcome $T_{CV,1}$, before given access to X , and deciding on the message M_r and tag $T_{CV,1,r}$ to send to the server. We can simplify the probability

$$\begin{aligned} & \Pr[D_{CV} \wedge D_{PE} = 1] \\ & \leq \Pr[D_{PE} = 1, (M_r || f(M_r, X)) \neq M', T_{CV,1,r} = \tilde{T}_{CV,1}] + \Pr[D_{PE} = 1, (M_r || f(M_r, X)) = M', T_{CV,1,r} = \tilde{T}_{CV,1}] \\ & \leq \Pr[T_{CV,1,r} = \tilde{T}_{CV,1} | (M_r || f(M_r, X)) \neq M'] + \Pr[D_{PE} = 1, (M_r || f(M_r, X)) = M'] \\ & \leq \varepsilon_{\text{MAC},1} + \Pr[wt(X'_{P_{1,r}} \oplus X_{P_{1,r}}) \leq |P_{1,r}| e_{\text{bit,tol}}, \tilde{P}_1 = P_{1,r}, X'_{P_{1,r}} = \tilde{X}_{\tilde{P}_1}, |P_{1,r}| \geq P_{1,\text{tol}}] \\ & \leq \varepsilon_{\text{MAC},1} + \Pr[wt(\tilde{X}_{\tilde{P}_1} \oplus X_{\tilde{P}_1}) \leq |\tilde{P}_1| e_{\text{bit,tol}}, |\tilde{P}_1| \geq P_{1,\text{tol}}] \\ & \leq \varepsilon_{\text{MAC},1} + \max_{|\tilde{P}_1| \geq P_{1,\text{tol}}} \sum_{i=0}^{|\tilde{P}_1| e_{\text{bit,tol}}} \binom{|\tilde{P}_1|}{i} 2^{-|\tilde{P}_1|} \\ & \leq \varepsilon_{\text{MAC},1} + 2^{-P_{1,\text{tol}}[1-h_{\text{bin}}(e_{\text{bit,tol}})]}. \end{aligned} \quad (\text{F11})$$

The first inequality splits the probability based on the equality of the messages, and the second line simplifies them by removing some conditions. The third line notes that by the strongly 2-universal property of the hash function, with the keys not known to the adversary except via $T_{CV,1}$, the probability that the adversary can guess the correct tag for input $(M_r || f(M_r, X))$ is bounded by $\varepsilon_{\text{MAC},1}$. The third and fourth lines further removes conditions on $D_{PE} = 1$ and the messages being equal, and focuses mainly on terms we can use to bound the probability, where \tilde{P}_1 and $\tilde{X}_{\tilde{P}_1}$ are the corresponding terms from the message M' . The fifth line expands the probability of the bound on the Hamming weight, noting that the X is randomly generated and uncorrelated to $\tilde{X}_{\tilde{P}_1}$, which has to be decided before X is accessible to the adversary. The final line uses the property of the binomial coefficient to simplify, and noting that the maximum value corresponds to $|\tilde{P}_1| = P_{1,\text{tol}}$. \square

In this section, we consider the input variant $\rho_{LSE}^{j,j+1,j'}$, where $\alpha^U = \alpha + 1$. When $D_C = \phi$, the client is not involved in the protocol and the behaviour should be no different from the $\rho_{LSE}^{j+1,j+1,j'}$ input variant. When $D_C \neq \phi$, there are two general scenarios. If $\alpha'_r > \alpha$, the protocol would proceed as per normal, similarly with the state where $\alpha = \alpha^U$, with some subtle differences stemming from the check of $\tilde{T}_{SV,\alpha}$. If $\alpha'_r = \alpha$, we expect that $F_S = 0$.

Here, we provide a reduction of the security for input state variants with $\alpha^U = \alpha + 1$ to the security for input state variants with $\alpha^U = \alpha$, the latter of which we analyse in the next section.

Theorem 33. *Consider the CA protocol \mathcal{P} . Suppose that for any valid input state $\rho_{LSE}^{j+1,j+1,j'}$ and adversarial strategy \mathcal{E} , there exists an ideal output state ρ^{out} such that*

$$\Delta(\mathcal{P}_{\mathcal{E}}(\rho_{LSE}^{j+1,j+1,j'}), \rho^{\text{out}}) \leq \varepsilon_{\text{sec}}.$$

Then, for any valid input state $\rho_{LSE}^{j,j+1,j'}$, there exists an output state ρ^{out} such that

$$\Delta(\mathcal{P}(\rho_{LSE}^{j,j+1,j'}), \rho^{\text{out}}) \leq \varepsilon_{\text{sec}} + \frac{2}{|\mathcal{T}_{CV}|} + \frac{1}{|\mathcal{T}_{SV}|} + 2\varepsilon_{\text{MAC},1} + 2\varepsilon_{\text{match}}.$$

Proof. The protocol consists of three general steps:

1. Server's state generation and message.
2. Client's message receipt and response.
3. Server and Client post-processing.

where WLOG, the third step will always occur at the end of the protocol since it does not contain additional outputs to the adversary. Moreover, since the server's state generation and message requires no external inputs, the adversary will find no advantage in delaying it. As such, we can always take the protocol as one which follows the three step process. Let us consider part of the protocol which stops at the client's decision D_C , i.e. $D_C \neq \phi$, and refresh of client's indices (in client's post-processing step) and the generation of hypothetical index α^U ,

$$\mathcal{P}_C = \mathcal{A}_{\alpha\alpha^U\alpha'_r T_{SV,\alpha'}, r \tilde{T}_{SV,\alpha} \rightarrow \alpha\alpha^U D_C} \circ \mathcal{E}_{Q\alpha' T_{SV,\alpha'} E \rightarrow \alpha'_r T_{SV,\alpha'}, r E'} \circ \mathcal{B}_{\tilde{\theta}'_{\alpha'} X \rightarrow Q}, \quad (\text{F12})$$

where the inputs $T_{SV,\alpha'}, r \tilde{T}_{SV,\alpha} T_{SV,\alpha'}$ are traced out after their respective steps, the channel \mathcal{B} is absent when $F_S = \phi$, and the α superscript explicitly indicates that the adversary is acting with knowledge that the client's index is α .

Let us now split the state into multiple components based on α'_r ,

$$\rho_{\alpha'_r T_{SV,\alpha'}, r \alpha\alpha^U \alpha'_r \tilde{T}_{SV,j} S E'} = \sum_i |i\rangle\langle i|_{\alpha'_r} \otimes \langle i | \mathcal{E}_{Q\alpha' T_{SV,\alpha'} E \rightarrow \alpha'_r T_{SV,\alpha'}, r E'} \circ \mathcal{B}_{\tilde{\theta}'_{\alpha'} X \rightarrow Q}(\rho_{LSE}^{j,j+1,j'}) |i\rangle \quad (\text{F13})$$

before the client's decision.

In the case where $\alpha'_r \geq j+1$, the client updates α to α'_r and set $D_C = 1$,

$$\begin{aligned} \mathcal{P}_C(\rho_{LSE}^{j,j+1,j'})_{\wedge \alpha'_r \geq j+1} &= \sum_{i \geq j+1} |1ii'\rangle\langle 1ii'|_{D_C \alpha\alpha^U \alpha'_r} \otimes \text{Tr}_{T_{SV,\alpha'}, r \tilde{T}_{SV,j}} \circ \text{Tr}_{K_{1,j}^{\text{mask}}}^{j' \geq j+1} \\ &[\langle i | \mathcal{E}_{Q T_{SV,\alpha'} E \rightarrow \alpha'_r T_{SV,\alpha'}, r E'} \circ \mathcal{B}_{\tilde{\theta}'_{\alpha'} X \rightarrow Q}(\rho_{SE}^{j,j+1,j'}) |i\rangle], \quad (\text{F14}) \end{aligned}$$

where the indices are updated, $\mathcal{E}_{Q T_{SV,\alpha'} E \rightarrow \alpha'_r T_{SV,\alpha'}, r E'}^{jj'}$ is the channel when $\alpha' = j'$ is received, and the partial trace of $K_{1,j}^{\text{mask}}$ is only present when $j' \geq j+1$ since updating α to $j+1$ would only lead to tracing out of the term if $j' \geq j+1$ (j no longer used by either party). The main difference between the state $\rho_{SE}^{j,j+1,j'}$ and that of $\rho_{SE}^{j+1,j+1,j'}$ (ignoring the indices) is the presence of the additional oracle channel for R for $j \geq j'$, and an additional oracle for $(K_1^h, K_{1,j}^{\text{mask}})$ when $j' \geq j+1$, i.e.

$$\rho_{SE}^{j,j+1,j'} = \mathcal{E}_{R E' \rightarrow \tilde{T}_{SV,j} E} \circ \mathcal{E}_{K_1^h K_{1,j}^{\text{mask}} E'' \rightarrow E'}^{j' \geq j+1} (\tau_{K_{1,j}^{\text{mask}}} \otimes \text{Tr}_{\tilde{T}_{SV,j}}[\rho_{SE''}^{j+1,j+1,j'}]). \quad (\text{F15})$$

The partial trace of $\tilde{T}_{SV,j} K_{1,j}^{\text{mask}}$ applies directly to the state $\rho_{SE}^{j,j+1,j'}$. Tracing out $\tilde{T}_{SV,j}$ removes $\mathcal{E}_{R E'' \rightarrow \tilde{T}_{SV,j} E}$ since it reduces to an internal action of the adversary, and tracing out $K_{1,j}^{\text{mask}}$ when $j' \geq j+1$ implies that $T_{CV,j}$ would appear random to the adversary, and the channel can be removed. As such, we can simplify

$$\mathcal{P}_C(\rho_{LSE}^{j,j+1,j'})_{\wedge \alpha'_r \geq j+1} = \sum_{i \geq j+1} |1ii'\rangle\langle 1ii'|_{D_C \alpha\alpha^U \alpha'_r} \otimes [\langle i | \mathcal{E}_{Q T_{SV,\alpha'} E \rightarrow \alpha'_r E'}^{jj'} \circ \mathcal{B}_{\tilde{\theta}'_{\alpha'} X \rightarrow Q}(\text{Tr}_{\tilde{T}_{SV,j}}[\rho_{SE}^{j+1,j+1,j'}]) |i\rangle], \quad (\text{F16})$$

which is similar to the output state when $\rho_{LSE}^{j+1,j+1,j'}$ is utilised, but with the adversary acting as if the client's index is j instead of j' (which remains a valid adversarial strategy). In fact, we can define an input state where $T_{SV,j+1} = \tilde{T}_{SV,j+1}$, and an adversarial strategy where the server's tag is unaltered $T_{SV,\alpha',r} = T_{SV,\alpha}$, allowing the server validation to always pass, even in the case of $\alpha'_r = j+1$ since the tags match. With this defined input state $\rho_{SE}^{j+1,j+1,j'}$ and adversarial strategy which matches the partial output of the original protocol, $\mathcal{P}_C(\rho_{LSE}^{j,j+1,j'})_{\wedge \alpha'_r \geq j+1}$, by reversing the CPTP map of rounds after \mathcal{P}_C , we can conclude that there exists $\rho_{\wedge \alpha'_r \geq j+1}^{\text{out}}$ that is ϵ_{sec} -close in trace distance to $\mathcal{P}_C(\rho_{LSE}^{j,j+1,j'})_{\wedge \alpha'_r \geq j+1}$.

For the second case where $\alpha'_r < j$, the client sets $D_C = 0$, and updates its α as $j + 1$. For the final case of $\alpha'_r = j$, the decision would depend on $\tilde{T}_{SV,j}$ and $T_{SV,\alpha',r}$. Since $\tilde{T}_{SV,j}$ is formed from $h_{PA}(R, M)$ with a chosen message with R secret to the eavesdropper and not being used in any other steps prior to decision D_C , the uniformity property of the hash function means that

$$\begin{aligned} \Pr[D_C = 1 | \alpha'_r = j] &= \Pr[\tilde{T}_{SV,j} = T_{SV,\alpha',r}] \\ &\leq \frac{1}{|\mathcal{T}_{SV}|}. \end{aligned} \quad (\text{F17})$$

We can thus define a state that is $\frac{1}{|\mathcal{T}_{SV}|}$ -close to $\mathcal{P}_C(\rho_{LSE}^{j,j+1,j'})_{\wedge \alpha_r=j}$, where $D_C = 0$ is always selected irrespective of $\tilde{T}_{SV,j}$ and $T_{SV,\alpha',r}$. As such, we can combine the second and third cases to give

$$\mathcal{P}_C(\rho_{LSE}^{j,j+1,j'})_{\wedge \alpha'_r \leq j} = \tilde{\Pi}_{D_C \alpha \alpha^U \alpha'}^{0,j+1,j+1,j'} \otimes \sum_{i \leq j} \text{Tr}_{T_{SV,\alpha',r} \tilde{T}_{SV,j}} \circ \text{Tr}_{K_{1,j}^{\text{mask}}}^{j' \geq j+1} [\langle i | \mathcal{E}_{QT_{SV,\alpha',r} E \rightarrow \alpha'_r T_{SV,\alpha',r} E'}^{jj'} \circ \mathcal{B}_{\tilde{\theta}'_{\alpha',X \rightarrow Q}}(\rho_{SE}^{j,j+1,j'}) | i \rangle]. \quad (\text{F18})$$

Here, we directly tie the output state with the ideal output state instead. Having $D_C = 0$ would result in the client sending random messages as response. We note here that if $F_S = \phi$, the server is not involved and the state here is the final output state. As such, the output state matches the ideal output state component $p_{0\phi} |0\rangle\langle 0|_{D_C F_S} \otimes \rho_{LSE}^{j+1,j+1,j'}$ since the trace over $\tilde{T}_{SV,j}$ remove the oracle with R , while any excess oracle with $K_{1,j}^{\text{mask}}$ is also removed. As such, we focus mainly on the case where $F_S \neq \phi$.

In such a scenario, the random announcement by the client would lead to $F_S = 0$ with high probability. We can consider also a worse scenario, where $\tilde{\theta}'_{j'}$ (and automatically $\tilde{\theta}'_{j'}$) is handed to the adversary at the start of the protocol, allowing it to simulate the server's generation of Q . As such, we can collapse the channels into a single one,

$$\mathcal{E}_{\tilde{\theta}'_{\alpha',X T_{SV,\alpha',r} E \rightarrow T_{CV,r} M_r \alpha'_r E''}} \supseteq \mathcal{E}_{E' \rightarrow T_{CV,r} M_r E''} \circ \mathcal{E}_{QT_{SV,\alpha',r} E \rightarrow \alpha'_r E'} \circ \mathcal{B}_{\tilde{\theta}'_{\alpha',X \rightarrow Q}}, \quad (\text{F19})$$

where the adversary can dictate the message that the server receives as part of its check for F_S . The form of the state now matches (with $\wedge \alpha'_r \leq j$ conditioning) that described in Thm. 32. When $j' \geq j + 1$, the adversary has no access to any oracles, which by Thm. 32, implies that

$$\Pr[F_S = 1, \alpha'_r \leq j | j' \geq j + 1] \leq \frac{1}{|\mathcal{T}_{CV}|}. \quad (\text{F20})$$

We can thus define a state $\frac{1}{|\mathcal{T}_{CV}|}$ -close where F_S is fixed to 0,

$$\begin{aligned} &\hat{\mathcal{P}}(\rho_{LSE}^{j,j+1,j'})_{\wedge \alpha_r \leq j \wedge F_S \neq \phi | j' \geq j+1} \\ &= \sum_{\tilde{j}' \geq j+1} |00, j+1, j+1, \tilde{j}'\rangle\langle 00, j+1, j+1, \tilde{j}'|_{D_C F_S \alpha \alpha^U \alpha'} \otimes \sum_{i \leq j} \langle i | \mathcal{E}_{\tilde{\theta}'_{\alpha',X T_{SV,\alpha',r} E \rightarrow \alpha'_r E''}}^{jj'}(\rho_{SE}^{j+1,j+1,\tilde{j}'}) | i \rangle, \end{aligned} \quad (\text{F21})$$

where we note that an announcement of $\alpha_r = \tilde{j}' > j'$ can occur. The resulting state matches the definition of the ideal output state, for $\rho_{SE \wedge \alpha'_r \leq j}^{j+1,j+1,\tilde{j}'}$, where additionally $\tilde{\theta}'_{[j',\tilde{j}'-1]} \tilde{\theta}'_{[j',\tilde{j}'-1]}$ is lost to the adversary. As such, there exist an ideal output state where

$$\Delta(\mathcal{P}(\rho_{LSE}^{j,j+1,j'})_{\wedge \alpha_r \leq j \wedge F_S \neq \phi | j' \geq j+1}, \rho_{\wedge \alpha_r \leq j \wedge D_C = F_S = 0}^{\text{out},jjj'}) \leq \frac{1}{|\mathcal{T}_{CV}|} + \frac{1}{|\mathcal{T}_{SV}|}, \quad (\text{F22})$$

resulting in a small trace distance.

For the second case with $j' \leq j$, $\tilde{\theta}'_{j'}$ would be known by the adversary, and it would have access to oracles for $(K_1^h, K_{1,i}^{\text{mask}})$ from j' to j . By Thm. 32, the probability of $F_S = 1$ is bounded by

$$\Pr[F_S = 1, \alpha_r \leq j | j' \leq j] \leq \varepsilon_{\text{MAC},1} + \varepsilon_{\text{match}}. \quad (\text{F23})$$

Therefore, we can define a state where F_S is fixed to 0,

$$\begin{aligned} &\hat{\mathcal{P}}(\rho_{LSE}^{j,j+1,j'})_{\wedge \alpha_r \leq j \wedge F_S \neq \phi | j' \leq j} = \sum_{\tilde{j}' \geq j'+1} |00, j+1, j+1, \tilde{j}'\rangle\langle 00, j+1, j+1, \tilde{j}'|_{D_C F_S \alpha \alpha^U \alpha'} \\ &\quad \otimes \sum_{i \leq j} \langle i | \mathcal{E}_{\tilde{\theta}'_{\alpha',X T_{SV,\alpha',r} E \rightarrow T_{CV,r} M_r \alpha'_r E''}}^{jj'}(\rho_{SE}^{j+1,j+1,\tilde{j}'}) | i \rangle, \end{aligned} \quad (\text{F24})$$

where $\tilde{j}' > j'$ announcement can similarly occur. This matches the definition of the output state $\rho_{SE \wedge \alpha' \leq j}^{j+1, j+1, \tilde{j}'}$, where we may have additionally $\tilde{\theta}_{[j+1, \tilde{j}'-1]} \tilde{\theta}'_{[j+1, \tilde{j}'-1]}$ being lost to the adversary and the implicit discard of $K_{1, [j', \min\{j, \tilde{j}'-1\}]}^{\text{mask}}$ keys, which removes any oracle access to the corresponding keys (since what they generate would appear as a random string to the adversary). As such,

$$\Delta(\mathcal{P}(\rho_{LSE}^{j, j+1, j'})_{\wedge \alpha_r \leq j \wedge F_S \neq \phi | j' \leq j}, \rho_{\wedge \alpha_r \leq j \wedge D_C = F_S = 0}^{\text{out}, jjj'}) \leq \varepsilon_{\text{MAC}, 1} + \varepsilon_{\text{match}} + \frac{1}{|\mathcal{T}_{\text{SV}}|}, \quad (\text{F25})$$

which has a larger distance than in the previous case.

Let us now consider the case where $D_C = \phi$, where the client is not involved in the protocol. In this case, the main difference with starting from $\rho_{LSE}^{j+1, j+1, j'}$ and $\rho_{LSE}^{j, j+1, j'}$ is the presence of an additional oracle for R in the latter case and the use of $\alpha = j$. We first note that for $D_C = \phi$, a worse case can be considered where the protocol steps are shifted to occur before the R oracle,

$$\begin{aligned} & \mathcal{P}(\rho_{LSE}^{j, j+1, j'})_{\wedge D_C = \phi} \\ &= \mathcal{P} \circ \mathcal{E}_{RM \rightarrow \tilde{T}_{\text{SV}, j}} \circ \mathcal{E}_{E' \rightarrow ME} \circ \mathcal{E}_{K_1^h K_{1, j}^{\text{mask}} E'' \rightarrow E'} (\tau_{K_{1, j}^{\text{mask}}} \otimes \text{Tr}_{\tilde{T}_{\text{SV}, j}} [\tilde{\Pi}_{\alpha \alpha'}^{j, j+1, j'} \otimes \rho_{SE''}^{j+1, j+1, j'}])_{\wedge D_C = \phi} \\ &= \tilde{\Pi}_{\alpha \alpha'}^{j, j+1} \otimes \mathcal{E}_{RM \rightarrow \tilde{T}_{\text{SV}, j}} \circ \mathcal{P} \circ \mathcal{E}_{E' \rightarrow ME} \circ \mathcal{E}_{K_1^h K_{1, j}^{\text{mask}} E'' \rightarrow E'} (\tau_{K_{1, j}^{\text{mask}}} \otimes \text{Tr}_{\tilde{T}_{\text{SV}, j}} [\tilde{\Pi}_{\alpha'}^{j'} \otimes \rho_{SE''}^{j+1, j+1, j'}])_{\wedge D_C = \phi} \\ &\subseteq \tilde{\Pi}_{\alpha \alpha'}^{j, j+1} \otimes \mathcal{E}_{RM' \rightarrow \tilde{T}_{\text{SV}, j}} \circ \mathcal{E}_{E'' \rightarrow M'E} \circ \mathcal{P} \circ \mathcal{E}_{E' \rightarrow ME''} \circ \mathcal{E}_{K_1^h K_{1, j}^{\text{mask}} E'' \rightarrow E'} (\tau_{K_{1, j}^{\text{mask}}} \otimes \text{Tr}_{\tilde{T}_{\text{SV}, j} \alpha \alpha'} [\rho_{LSE''}^{j+1, j+1, j'}])_{\wedge D_C = \phi} \\ &= \tilde{\Pi}_{\alpha \alpha'}^{j, j+1} \otimes \mathcal{E}_{RM' \rightarrow \tilde{T}_{\text{SV}, j}} \circ \mathcal{E}_{E' \rightarrow M'E} \circ \mathcal{P} \circ \mathcal{E}_{K_1^h K_{1, j}^{\text{mask}} E'' \rightarrow E'} (\tau_{K_{1, j}^{\text{mask}}} \otimes \text{Tr}_{\tilde{T}_{\text{SV}, j} \alpha \alpha'} [\rho_{LSE''}^{j+1, j+1, j'}])_{\wedge D_C = \phi} \\ &\stackrel{2|\mathcal{T}_{\text{CV}}|^{-1}}{\approx} \mathcal{E}_{RE' \rightarrow \tilde{T}_{\text{SV}, j} E} \circ \mathcal{E}_{K_1^h K_{1, j}^{\text{mask}} E'' \rightarrow E'} (\tau_{K_{1, j}^{\text{mask}}} \otimes \text{Tr}_{\tilde{T}_{\text{SV}, j} \alpha \alpha'} [\mathcal{P}(\rho_{LSE''}^{j+1, j+1, j'})])_{\wedge D_C = \phi} \end{aligned} \quad (\text{F26})$$

The first line explicitly expands the oracle and state, and the second line switches the protocol and the generation of $\tilde{T}_{\text{SV}, j}$, since this value is not utilised in \mathcal{P} for $D_C = \phi$. The third line reflects that a more general state can allow for M' to be generated after the end of \mathcal{P} instead, where the original state can be simulated by having E'' contain M , and later copying this to M' without making use of information obtained during \mathcal{P} . The fourth line collapses the message M selection, since this can be viewed as an internal step of the adversary. The fifth line notices that when $j' \geq j+1$, Thm. 32 guarantees that $\Pr[F_S = 1] \leq |\mathcal{T}_{\text{CV}}|^{-1}$, whether the additional hash masking oracle for index j is provided. As such, we can define $\tilde{\mathcal{P}}$, where F_S is fixed at 0. In this case, the server needs not accept any inputs from the communication channel, which leaves the adversary unable to influence the server. Therefore, the protocol $\tilde{\mathcal{P}}$ and the hash masking oracle can commute, and a reversal from \mathcal{P} to $\tilde{\mathcal{P}}$ incurs the same penalty. As we will see in Thm. 34, $\mathcal{P}(\rho_{LSE''}^{j+1, j+1, j'})$ is $(\varepsilon_{\text{MAC}, 1} + \varepsilon_{\text{match}})$ -close to an ideal state $\rho^{\text{out}, j+1, j+1, j'}$. Applying the maps on this ideal output state, we obtain a worse case

$$\begin{aligned} & \sum_{\tilde{j}' \geq j'+1} p_{\phi 0, \tilde{j}'} \tilde{\Pi}_{\alpha \alpha'}^{j, j+1} \otimes \mathcal{E}_{RE' \rightarrow \tilde{T}_{\text{SV}, j} E} \circ \mathcal{E}_{K_1^h K_{1, j}^{\text{mask}} E'' \rightarrow E'} (\tau_{K_{1, j}^{\text{mask}}} \otimes \text{Tr}_{\tilde{T}_{\text{SV}, j}} [\tilde{\Pi}_{\alpha'}^{j'} \otimes \rho_{SE}^{j+1, j+1, \tilde{j}'}]) \\ &= \sum_{\tilde{j}' \geq j'+1} p_{\phi 0, \tilde{j}'} \tilde{\Pi}_{\alpha \alpha'}^{j, j+1, \tilde{j}'} \otimes \rho_{SE}^{j, j+1, \tilde{j}'}, \end{aligned} \quad (\text{F27})$$

where the switch from $j' \geq j+1$ to $\tilde{j}' \geq j+1$ gives an additional oracle when $\tilde{j}' \geq j+1$ while $j' < j+1$. This output matches the ideal output state $\rho_{\wedge D_C = \phi}^{\text{out}, j, j+1, \tilde{j}'}$. As such, the overall trace distance to this ideal state is $\frac{2}{|\mathcal{T}_{\text{CV}}|} + \varepsilon_{\text{MAC}, 1} + \varepsilon_{\text{match}}$.

Combining the results, the trace distance can be reduced to $\varepsilon_{\text{sec}} + \frac{2}{|\mathcal{T}_{\text{CV}}|} + \frac{1}{|\mathcal{T}_{\text{SV}}|} + 2\varepsilon_{\text{MAC}, 1} + 2\varepsilon_{\text{match}}$ \square

5. One-Sided Attack

With accounting for all input state variant $\rho_{LSE}^{j, j+1, j'}$ complete, we present the security for input state variant $\rho_{LSE}^{jjj'}$ where only one party is involved in the protocol. We begin with the case of $D_C = \phi$,

Theorem 34. Consider the CA protocol \mathcal{P} . Then,

$$\Delta(\mathcal{P}(\rho_{LSE}^{jjj'})_{\wedge D_C=\phi}, \rho_{\wedge D_C=\phi}^{\text{out},jjj'}) \leq \varepsilon_{\text{MAC},1} + \varepsilon_{\text{match}}.$$

Proof. Let us consider two scenarios separately: $j \leq j'$ and $j > j'$. For the case of $j \leq j'$, the adversary has no access to any oracles and $\tilde{\theta}_{[j,j'-1]} \tilde{\theta}'_{[j,j'-1]}$ would be accessible to the adversary. Let us consider a worse case where $\tilde{\theta}'_{j'}$ is provided to the adversary at the start of the protocol, allowing the adversary to simulate the server's state preparation. As such, the protocol now matches that of Thm. 32, which implies that $F_S = 0$ with probability at least $1 - \frac{1}{|\mathcal{T}_{\text{CV}}|}$. Therefore, we can define a state $\frac{1}{|\mathcal{T}_{\text{CV}}|}$ -close where the server always outputs $F_S = 0$,

$$\mathcal{P}'(\rho_{LSE}^{jjj'})_{\wedge D_C=\phi} \subseteq \sum_{\tilde{j}' > j'} |jj, \tilde{j}'\rangle \langle jj, \tilde{j}'|_{\alpha\alpha^u\alpha'} \otimes |\phi 0\rangle \langle \phi 0|_{D_C F_S} \otimes \langle \tilde{j}' | \mathcal{E}_{\alpha\tilde{\theta}'_{j'}, T_{\text{SV}}, \alpha', E \rightarrow E'}(\rho_{LSE}^{jjj'}) | \tilde{j}' \rangle, \quad (\text{F28})$$

where the adversary is allowed to select α' . We note that a worse case of the state matches $\rho_{\wedge D_C=\phi \wedge F_S=0}^{\text{out}}$, where the information on $\tilde{\theta}_{[j'+1, \tilde{j}'-1]} \tilde{\theta}'_{[j'+1, \tilde{j}'-1]}$ is additionally lost as well. As such,

$$\Delta(\mathcal{P}(\rho_{LSE}^{jjj'})_{\wedge D_C=\phi | j \leq j'}, \rho_{\wedge D_C=\phi | j \leq j'}^{\text{out},jjj'}) \leq \frac{1}{|\mathcal{T}_{\text{CV}}|} \quad (\text{F29})$$

in the first case.

For the second case of $j \geq j' + 1$, the adversary has knowledge of $\tilde{\theta}_{[j', j-1]} \tilde{\theta}'_{[j', j-1]}$, and with oracle access from $K_{1, j'}^{\text{mask}}$ to $K_{1, j'-1}^{\text{mask}}$, where the relevant values $\tilde{\theta}'_{j'}$ and oracle access for $K_{1, j'}^{\text{mask}}$ are present. The overall output state can thus be written as

$$\begin{aligned} \mathcal{P}(\rho_{LSE}^{jjj'})_{\wedge D_C=\phi | j \geq j'+1} &\subseteq |\phi, jj\rangle \langle \phi, jj|_{D_C \alpha \alpha^u} \otimes \mathcal{B}_{\alpha' \alpha_r K_1^h K_{1, j'}^{\text{mask}} X M_r T_{\text{CV}, 1, r} \rightarrow F_S \alpha' T_{\text{SV}, \alpha'}} \\ &\circ \mathcal{E}_{X E' \rightarrow E'' T_{\text{CV}, 1, r} M_r \alpha_r} \circ \mathcal{E}_{K_1^h K_{1, [j', j-1]}^{\text{mask}} E \rightarrow E'}(|j'\rangle \langle j'|_{\alpha'} \otimes \tau_{X K_1^h K_{1, [j', j-1]}^{\text{mask}}} \otimes \rho_E), \end{aligned} \quad (\text{F30})$$

where we leave the adversary to simulate the server's state preparation with a random X . This state matches the protocol described in Thm. 32, where the adversary has access to the oracle. As such, $\Pr[F_S = 1] \leq \varepsilon_{\text{MAC},1} + \varepsilon_{\text{match}}$, allowing us to define a $(\varepsilon_{\text{MAC},1} + \varepsilon_{\text{match}})$ -close state where F_S is always set to 0,

$$\mathcal{P}'(\rho_{LSE}^{jjj'})_{\wedge D_C=\phi | j \geq j'+1} = \sum_{\tilde{j}' > j'} \tilde{\Pi}_{D_C F_S \alpha \alpha^u \alpha'}^{\phi 0, jj \tilde{j}'} \otimes \langle \tilde{j}' | \mathcal{E}_{K_1^h K_{1, [j', j-1]}^{\text{mask}} X E \rightarrow E'}(\tau_{X K_1^h K_{1, [j', j-1]}^{\text{mask}}} \otimes \rho_E) | \tilde{j}' \rangle. \quad (\text{F31})$$

Since α' has increased, $K_{1, [j', \max\{\tilde{j}', j\}-1]}^{\text{mask}}$ would be traced out since they are never used again, allowing us to remove the corresponding oracles, based on Thm. 4. We can further consider a worse case where $\tilde{\theta}_{[j, \tilde{j}'-1]} \tilde{\theta}'_{[j, \tilde{j}'-1]}$ is provided to the adversary. With these changes, the state now matches the ideal output state $\rho_{\wedge D_C=\phi, F_S=0}^{\text{out},jjj'}$. As such, the trace distance of the original output state to a valid output state is bounded by $\varepsilon_{\text{MAC},1} + \varepsilon_{\text{match}}$. Combining the results in both cases, we have that

$$\Delta(\mathcal{P}(\rho^{\text{in},jjj'})_{\wedge D_C=\phi}, \rho_{\wedge D_C=\phi}^{\text{out},jjj'}) \leq \varepsilon_{\text{MAC},1} + \varepsilon_{\text{match}} \quad (\text{F32})$$

since $\varepsilon_{\text{MAC},1} \geq \frac{1}{|\mathcal{T}_{\text{CV}}|}$. □

Another one-sided attack involves $F_S = \phi$, where the adversary can potentially gain access to the two oracle variants for $(K_1^h, K_{1, i}^{\text{mask}})$ and R , since server authentication checks do not occur within the same round.

Theorem 35. Consider the CA protocol \mathcal{P} . Then,

$$\Delta(\mathcal{P}(\rho_{LSE}^{jjj'})_{\wedge F_S=\phi}, \rho_{\wedge F_S=\phi}^{\text{out},jjj'}) = 0.$$

Proof. Let us consider two scenarios separately: $j < j'$ and $j \geq j'$.

In the first case where $j < j'$, the client has no access to any oracles, but have knowledge of $\tilde{\theta}_{[j, j'-1]} \tilde{\theta}'_{[j, j'-1]}$. For the adversary to trigger $D_C = 1$, it can simply use the tag generated from an earlier round corresponding to $T_{\text{SV}, j}$. As

such, we further break down into two outcomes: $D_C = 0$ and $D_C = 1$. For any event triggering $D_C = 0$, the output state is simply

$$\mathcal{P}(\rho_{LSE}^{jjj'})_{\wedge F_S = \phi \wedge D_C = 0 | j < j'} = \tilde{\Pi}_{D_C F_S \alpha \alpha'}^{0\phi, j+1, j+1, j'} \otimes \langle 0 | \mathcal{A}_{\alpha'_r \tilde{T}_{SV, j} T_{SV, j, r} \rightarrow D_C} \circ \mathcal{E}_{ET_{SV, j} \rightarrow \alpha'_r T_{SV, j, r} E'}(\rho_{SE}^{jjj'}) | 0 \rangle, \quad (\text{F33})$$

with no information released by the client. Consider a worse case where $\tilde{T}_{SV, j}$ is handed to the adversary, allowing D_C decision to be simulated. As such, the state reduces to a form matching $\rho_{SE}^{j+1, j+1, j'}$ in the worse case. Therefore, the state

$$\mathcal{P}(\rho_{LSE}^{jjj'})_{\wedge F_S = \phi \wedge D_C = 0 | j < j'} = \rho_{\wedge F_S = \phi \wedge D_C = 0 | j < j'}^{\text{out}, jjj'} \quad (\text{F34})$$

and the trace distance is 0.

For $D_C = 1$, consider a (possibly) worse case where $\tilde{\theta}_j$ is known to the adversary. This allows the adversary to control the measurement outcomes of the client, which serves as input to the generated hash value $T_{CV, j}$ and the server's tag check value for the next round, $\tilde{T}_{SV, j}$. Consider a further worse case where the messages for both tag generations are selected by the adversary which can be simulated by letting the adversary control the measurement and syndrome choice. Allowing further for the adversary to simulate the D_C generation step by handing $\tilde{T}_{SV, j}$, the overall output state can thus be written as

$$\begin{aligned} \mathcal{P}(\rho_{LSE}^{jjj'})_{\wedge F_S = \phi \wedge D_C = 1 | j < j'} \subseteq \sum_{\tilde{j} \geq j} \tilde{\Pi}_{D_C F_S \alpha \alpha'}^{1\phi, \tilde{j}, \tilde{j}+1, j'} \otimes \mathcal{A}_{RM_2 \rightarrow T_{SV, \tilde{j}}} \\ \circ \mathcal{A}_{K_1^h K_{1, \tilde{j}}^{\text{mask}} M_1 \rightarrow T_{CV, \tilde{j}}} \circ \text{Tr}_{D_C \alpha'_r} [\Pi_{D_C \alpha'_r}^{1\tilde{j}} \mathcal{E}_{E\tilde{T}_{SV, j} T_{SV, j} \rightarrow \alpha'_r T_{SV, j, r} M_1 M_2 D_C E'}(\rho_{SE}^{jjj'})], \end{aligned} \quad (\text{F35})$$

noting that $D_C = 1$ while $F_S = \phi$ would lead to $\alpha^U = \alpha + 1$. The two client steps now behave as oracles, corresponding to that for R to generate the server tag, and that for $(K_1^h, K_{1, j}^{\text{mask}})$ for client's tag generation. A worse case of the output state matches the form of $\rho_{SE \wedge F_S = \phi \wedge D_C = 1}^{\text{out}, jjj'}$, where the components are of the form $\rho_{SE}^{\tilde{j}, \tilde{j}+1, j'}$, which contains both oracles generated here.

In the second case where $j \geq j'$, the adversary has access to the $(K_1^h, K_{1, [j', j-1]}^{\text{mask}})$ oracles, and knowledge of $\tilde{\theta}_{[j', j-1]}$. Let us consider a worse case where $\tilde{\theta}_j$ is accessible to the adversary. Similar to the first case, the adversary can freely trigger $D_C = 1$, and we have to analyse the secrets leakage of both cases separately. For the case of $D_C = 0$, the same analysis as the first case follows, where no additional information is revealed, and no server validation tag is generated by the client. This yields similarly

$$\mathcal{P}(\rho_{LSE}^{jjj'})_{\wedge F_S = \phi \wedge D_C = 0 | j \geq j'} = \rho_{\wedge F_S = \phi \wedge D_C = 0 | j \geq j'}^{\text{out}, jjj'} \quad (\text{F36})$$

where the additional leakage on $\tilde{\theta}_j$ fits into the ideal output state definition. For the case of $D_C = 1$, the adversary similarly has control on the measurement outcomes of Alice, and would receive a generated hash value for the client validation, and obtain a similar output state as Eq. (F35), where the two client steps would behave as oracles. In this case, we have $\tilde{j} \geq j \geq j'$, where the new oracles are part of the state $\rho_{SE}^{\tilde{j}, \tilde{j}+1, j'}$ due to the increase in α^U . As such, the output state reduces to $\rho_{\wedge F_S = \phi \wedge D_C = 1}^{\text{out}, jjj'}$. Since the output of all states matches that of the ideal output state, the overall trace distance is 0. \square

6. Man-in-the-Middle Attack

The final attack variant to consider is one where both parties are involved. We begin the analysis for a man-in-the-middle attack by replacing the decoy state parameter estimation with actual parameter checks and the authentication check with a matching check, similar to that in Appendix D 2. The \tilde{D}_{PE} decision modification would be the the same (note D_{PE} can have slight differences), and this would result in the same $2\varepsilon_{\text{ds}}$ penalty. The authentication check to be replaced is the client validation step, where we replace D_{CV} with \tilde{D}_{CV} , defined as

$$\tilde{D}_{CV} = \begin{cases} 1 & \{\alpha > \alpha', M = (\hat{X}_{P_2}, P_{2, r}, P_{1, r}, X'_{P_1, r}, S_r), \\ & T_{CV, \alpha'} = T_{CV, r}\} \vee \{\beta = \alpha', D_C = 1, T_{CV} = T_{CV, r}, \\ & (X'_{P_2}, P_1, P_2, X'_{P_1}, S) = (\hat{X}_{P_2}, P_{2, r}, P_{1, r}, X'_{P_1, r}, S_r)\} \\ 0 & \text{otherwise} \end{cases} \quad (\text{F37})$$

where the two scenarios considers if the client validation tag with the index α' comes from the client's response or the adversary's oracle. In either case, the same condition of matching message and an untouched transmission ($D_C = 1$ ensures a tag is generated for $\beta = \alpha'$) gives $D_{CV} = 1$. The probability that $D_{CV} = 1$ when $\tilde{D}_{CV} = 0$ would be bounded by $\varepsilon_{\text{MAC},1}$, since an unmatched message would not allow the adversary to guess the correct tag, by the $\varepsilon_{\text{MAC},1}$ -strong 2-universal property of the hash function. As such, the overall penalty can be summarised as

$$\Delta(\mathcal{P}(\rho_{LSE}^{jjj'}), \rho^{\text{out},jjj'}) \leq \Delta(\tilde{\mathcal{P}}(\rho_{LSE}^{jjj'}), \rho'^{\text{out},jjj'}) + 2\varepsilon_{\text{MAC},1} + 2\varepsilon_{\text{ds}}, \quad (\text{F38})$$

and we can simplify the analysis, noting that the output state alters to \tilde{D}_{PE} and \tilde{D}_{CV} as well.

When both client and server are involved in the protocol, WLOG, the server's state generation is the first step of the protocol, since it does not take in any input from the adversary and thus can always be shifted to before the client's response. It can also be argued that the client's and server's index and secrets update would be the final steps, since they do not result in any output accessible to the adversary at the end of the protocol round. For clarity, let us define β as the client's updated index after receiving α_r and undergoing a label alignment since β would be the index utilised for the measurement and response steps, and $\tilde{\alpha}'$ as the server's updated index. The most general description of the protocol thus has fixed protocol steps, namely

$$\begin{aligned} \mathcal{P}' = & \mathcal{A}_{RX'P_2 \rightarrow \tilde{\alpha} \tilde{T}_{\text{SV},\alpha} \tilde{\theta}_{\alpha'}} \circ \mathcal{B}_{\alpha' \alpha_r \tilde{F}_S X S_r R \rightarrow \tilde{\alpha}' T_{\text{SV},\alpha'} \tilde{\theta}'_{\alpha'}} \circ \mathcal{C}_{\alpha' \alpha_r X X'_{P_1,r} P_1,r P_2,r S_r T_{\text{CV},r} E'' \rightarrow \tilde{D}_{\text{PE}} \tilde{F}_S} \\ & \circ \mathcal{E}_{D_C X'_{P_1} P_1 P_2 S T_{\text{CV}} E' \rightarrow X'_{P_1,r} P_1,r P_2,r S_r T_{\text{CV},r} \alpha_r E''} \circ \mathcal{A}_{\alpha \alpha' T_{\text{SV},\alpha,r} \tilde{T}_{\text{SV},\alpha} B \tilde{\theta}_{\beta} K_1^h K_{1,\beta}^{\text{mask}} \rightarrow D_C X' X'_{P_1} P_1 P_2 S T_{\text{CV}}} \\ & \circ \mathcal{E}_{T_{\text{SV},\alpha} Q E \rightarrow \alpha' T_{\text{SV},\alpha,r} B E'} \circ \mathcal{B}_{X \tilde{\theta}'_{\alpha'} \rightarrow Q}, \end{aligned} \quad (\text{F39})$$

where all information for \tilde{D}_{PE} and \tilde{F}_S checks are captured within E'' , such as the original values of the message sent by the client or the message utilised in the oracles.

The first case we consider for the analysis is the $\tilde{F}_S = 0, D_C = 0$ case.

Theorem 36. *Consider the CA protocol \mathcal{P} , then*

$$\Delta(\tilde{\Pi}_{D_C}^0 \mathcal{P}'(\rho_{LSE}^{jjj'}) \tilde{\Pi}_{D_C}^0, \rho'_{\wedge D_C = \tilde{F}_S = 0}{}^{\text{out},jjj'}) \leq \varepsilon_{\text{match}}.$$

Proof. Here, we first split the trace distance by triangle inequality,

$$\begin{aligned} \Delta(\Pi_{D_C}^0 \mathcal{P}'(\rho_{LSE}^{jjj'}) \Pi_{D_C}^0, \rho'_{\wedge D_C = \tilde{F}_S = 0}{}^{\text{out},jjj'}) \leq & \Delta(\Pi_{D_C}^0 \mathcal{P}'(\rho_{LSE}^{jjj'}) \Pi_{D_C}^0, \Pi_{D_C \tilde{F}_S}^{00} \mathcal{P}'(\rho_{LSE}^{jjj'}) \Pi_{D_C \tilde{F}_S}^{00}) \\ & + \Delta(\Pi_{D_C \tilde{F}_S}^{00} \mathcal{P}'(\rho_{LSE}^{jjj'}) \Pi_{D_C \tilde{F}_S}^{00}, \rho'_{\wedge D_C = \tilde{F}_S = 0}{}^{\text{out},jjj'}). \end{aligned} \quad (\text{F40})$$

The first term has matching components for $D_C = \tilde{F}_S = 0$, and the trace distance reduces to the trace norm of $\Pi_{D_C \tilde{F}_S}^{01} \mathcal{P}'(\rho_{LSE}^{jjj'}) \Pi_{D_C \tilde{F}_S}^{01}$, which can be bounded by $\Pr[\tilde{F}_S = 1, D_C = 0]$. This can be further upper bounded by $\Pr[\tilde{D}_{\text{CV}} = 1, \tilde{D}_{\text{PE}} = 1, D_C = 0]$. With these conditions, the only case where it can occur is when the indices $\alpha > \alpha'$, and the adversary correctly matches the messages. Following the proof of Thm. 32, since X is independent of the chosen message M , the probability that the matching passes both the error check of \tilde{D}_{PE} and matching condition would be bounded by $\varepsilon_{\text{match}}$.

The second term focuses on $D_C = \tilde{F}_S = 0$, where the adversary must have sent $\alpha'_r \leq j$, leading the index update to be $\tilde{\alpha} = j + 1$. The server on the other hand updates based on $\alpha_r = \tilde{j}' > j'$ announced to it, otherwise, it updates to $j' + 1$. As such, in general, the output indices are a mixture of $(j + 1, j + 1, \tilde{j}')$ where $\tilde{j}' \geq j' + 1$, giving an overall output state

$$\begin{aligned} \mathcal{P}'(\rho_{LSE}^{jjj'})_{\wedge D_C = \tilde{F}_S = 0} = & \sum_{\tilde{j}' \geq j' + 1} \tilde{\Pi}_{D_C \tilde{F}_S \alpha \alpha' \alpha'}^{00,j+1,j+1,\tilde{j}'} \otimes \text{Tr}_{D_C \tilde{F}_S \alpha'}[\Pi_{D_C \tilde{F}_S \alpha'}^{00j'} \circ \mathcal{C}_{\alpha' \alpha_r X X'_{P_1,r} P_1,r P_2,r S_r T_{\text{CV},r} E'' \rightarrow \tilde{F}_S \alpha'} \\ & \circ \mathcal{E}_{D_C E' \rightarrow X'_{P_1,r} P_1,r P_2,r S_r T_{\text{CV},r} \alpha_r E''} \circ \mathcal{A}_{\alpha'_r T_{\text{SV},j',r} \tilde{T}_{\text{SV},j} \rightarrow D_C}^j \circ \mathcal{E}_{Q T_{\text{SV},j'} E \rightarrow \alpha'_r T_{\text{SV},j',r} E'}^{j'} \circ \mathcal{B}_{X \tilde{\theta}_{j'} \rightarrow Q}(\rho_{SE}^{jjj'})], \end{aligned} \quad (\text{F41})$$

where $\tilde{F}_S = 0$ and $D_C = 0$ result in multiple steps generating random strings as outcome. What remains is to prove that the state within the partial trace matches the ideal output state. For this, we need to consider two scenarios,

one where $j' \leq j - 1$ and one where $j' \geq j$.

In the first scenario where $j \geq j' + 1$, $(K_1^h, K_{1,[j',j-1]}^{\text{mask}})$ oracles and $\tilde{\theta}_{[j',j-1]} \tilde{\theta}'_{[j',j-1]}$ are accessible to the adversary. Since $\tilde{\theta}'_{j'}$ is known to the adversary, it can simulate the server's quantum state generation step. We can further let $\tilde{T}_{\text{SV},j}$ and additional parameters required to determine \tilde{F}_S to be made public, allowing the adversary to simulate the client's step and the checking step. Therefore, the entire state collapses into the adversary's channel,

$$\begin{aligned} \mathcal{P}'(\rho_{LSE}^{jjj'} \wedge_{D_C=\tilde{F}_S=0}) \subseteq & \sum_{\tilde{j}' \geq j'+1} \tilde{\Pi}_{D_C \tilde{F}_S \alpha \alpha' U}^{00,j+1,j+1,\tilde{j}'} \otimes \text{Tr}_{D_C \tilde{F}_S \alpha'} [\Pi_{D_C \tilde{F}_S \alpha'}^{00\tilde{j}'} \mathcal{E}_{E \rightarrow E' D_C \tilde{F}_S \alpha'}^{jj'} (\tau_{RK_1^{\text{mask}}}_{1,[j,m]}) \\ & \otimes \tilde{\tau}_{\tilde{\theta}_{[j,m]} \tilde{\theta}'_{[j,m]}} \otimes \mathcal{E}_{K_1^h K_{1,[j',j-1]}^{\text{mask}} E'' \rightarrow E} (\tau_{K_1^h K_{1,[j',j-1]}^{\text{mask}}} \otimes \rho_{E''})], \end{aligned} \quad (\text{F42})$$

where we note that $\tilde{\theta}'_{j'}$ and $\tilde{T}_{\text{SV},j}$ are implicitly included in E'' . We can consider a worse case where $\tilde{\theta}_{[j,j_{\max}-1]} \tilde{\theta}'_{[j,j_{\max}-1]}$ for $j_{\max} = \max\{j+1, \tilde{j}'\}$ is provided to the adversary, along with oracle access for index j . Since the minimum index is now at least \tilde{j}' , the hash masking keys $K_{1,[j',j-1]}^{\text{mask}}$ are discarded, which by Thm. 4, allows the removal of the corresponding oracles. With these changes, the worse case state now matches that of $\rho_{\wedge_{D_C=\tilde{F}_S=0}}^{\text{out},jjj'}$.

In the second scenario where $j' \geq j$, no oracle is accessible to the adversary, while $\tilde{\theta}_{[j,j'-1]} \tilde{\theta}'_{[j,j'-1]}$ would be accessible. Similarly, we can hand the adversary access to $\tilde{\theta}_{j'} \tilde{\theta}'_{j'}$, $\tilde{T}_{\text{SV},j}$ and parameters for checking, allowing the adversary to simulate the client's and server's actions and collapsing the channels into a single channel.

$$\begin{aligned} \mathcal{P}'(\rho_{LSE}^{jjj'} \wedge_{D_C=\tilde{F}_S=0}) \subseteq & \sum_{\tilde{j}' \geq j'+1} \tilde{\Pi}_{D_C \tilde{F}_S \alpha \alpha' U}^{00,j+1,j+1,\tilde{j}'} \otimes \text{Tr}_{D_C \tilde{F}_S \alpha'} [\Pi_{D_C \tilde{F}_S \alpha'}^{00\tilde{j}'} \\ & \mathcal{E}_{E \rightarrow E' D_C \tilde{F}_S \alpha'}^{jj'} (\tau_{RK_1^h K_{1,[j,m]}^{\text{mask}}} \otimes \tilde{\tau}_{\tilde{\theta}_{[j,m]} \tilde{\theta}'_{[j,m]}} \otimes \rho_{E''})], \end{aligned} \quad (\text{F43})$$

Since $\tilde{j}' \geq j' + 1 \geq j + 1$, we have that the maximum index as \tilde{j}' . Therefore, by further allowing access to $\tilde{\theta}_{[j',\tilde{j}'-1]}$ to the adversary and tracing out $K_{1,j}^{\text{mask}}$, we match the output state $\rho_{\wedge_{D_C=\tilde{F}_S=0}}^{\text{out},jjj'}$.

Since the protocol output state matches the ideal output state, the trace distance is simply 0. \square

The second case to be considered is $D_C = 1, \tilde{F}_S = 0$, which can occur without requiring complex attacks from the adversary since the client does not perform an authentication check of the server within the same round. It would, however, trigger an update of α^U , indicating that server authentication check would fail in the next round involving a client.

Theorem 37. *Consider the CA protocol \mathcal{P} . Then,*

$$\Delta(\tilde{\Pi}_{D_C \tilde{F}_S}^{10} \mathcal{P}'(\rho_{LSE}^{jjj'}) \tilde{\Pi}_{D_C \tilde{F}_S}^{10}, \rho_{\wedge_{D_C=1 \wedge \tilde{F}_S=0}}^{\text{out},jjj'}) = 0.$$

Proof. While the adversary may have differing oracle and basis generation seed access for $j \geq j' + 1$ and $j \leq j'$, we analyse both cases as one by providing the adversary access to $\tilde{\theta}'_{\alpha'}$, allowing the simulation of the server's state preparation step and handing X to the server. We can do the same for the decision of \tilde{D}_{PE} and \tilde{F}_S , where additional parameters can be provided to the adversary can simulate the channel. Furthermore, since $\tilde{F}_S = 0$, $T_{\text{SV},\tilde{\alpha}'}$ is no longer generated, while $\tilde{\alpha}$ and $\tilde{\alpha}'$ updates can be explicitly computed, leaving us with the output state

$$\begin{aligned} \mathcal{P}'(\rho_{LSE}^{jjj'}) \subseteq & \sum_{\tilde{j} \geq j, \tilde{j}' \geq j'+1} \tilde{\Pi}_{D_C \tilde{F}_S \tilde{\alpha} \tilde{\alpha}' U}^{10,\tilde{j},\tilde{j}+1,\tilde{j}'} \otimes \mathcal{A}_{RX'_{P_2} \rightarrow \tilde{T}_{\text{SV},\tilde{j}}} \circ \text{Tr}_{D_C \tilde{F}_S \alpha'_1 \alpha'_r} [\Pi_{D_C \tilde{F}_S \alpha'_1 \alpha'_r}^{10\tilde{j}\tilde{j}'} \mathcal{E}_{\alpha' X D_C X'_{P_1} P_1 P_2 ST_{\text{CV}} E' \rightarrow \tilde{F}_S \alpha_r E''} \\ & \circ \mathcal{A}_{T_{\text{SV},j,r} \tilde{T}_{\text{SV},j} B \tilde{\theta}_j K_1^h K_{1,j}^{\text{mask}} \rightarrow D_C X' X'_{P_1} P_1 P_2 ST_{\text{CV}}} \circ \mathcal{E}_{T_{\text{SV},j} \tilde{\theta}'_{j'} X E \rightarrow \alpha'_1 T_{\text{SV},j,r} B E'}(\rho_{SE}^{jjj'})] \end{aligned} \quad (\text{F44})$$

We can further consider a worse case where $\tilde{\theta}_j$ is also handed to the adversary alongside $\tilde{T}_{\text{SV},j}$, which allows the client's measurement step and D_C decision to be simulated by the adversary. This reduces the client's channel to $\mathcal{A}_{X' K_1^h K_{1,j}^{\text{mask}} \rightarrow X'_{P_1} P_1 P_2 ST_{\text{CV}}}$, where X' is provided by the adversary. We can further consider a worse case where the

message itself, $(X'_{P_1}, X'_{P_2}, P_1, P_2, S)$, is provided by the adversary, further reducing the output state to

$$\begin{aligned} \mathcal{P}'(\rho_{LSE}^{jjj'}) \subseteq & \sum_{\tilde{j} \geq j, \tilde{j}' \geq j'+1} \tilde{\Pi}_{D_C \tilde{F}_S \tilde{\alpha}' \tilde{\alpha}^U \tilde{\alpha}'}^{10, \tilde{j}, \tilde{j}+1, \tilde{j}'} \otimes \mathcal{A}_{RM' \rightarrow \tilde{T}_{SV, \tilde{j}}} \circ \text{Tr}_{D_C \tilde{F}_S \alpha'_r \alpha_r} [\tilde{\Pi}_{D_C \tilde{F}_S \alpha'_r \alpha_r}^{10 \tilde{j} \tilde{j}'} \mathcal{E}_{\alpha' D_C X'_{P_1} P_1 P_2 S T_{CV} M' E' \rightarrow \tilde{F}_S \alpha_r E''}] \\ & \circ \mathcal{A}_{MK_1^h K_{1, \tilde{j}}^{\text{mask}} \rightarrow T_{CV}} \circ \mathcal{E}_{T_{SV, \tilde{j}} \tilde{T}_{SV, \tilde{j}} \tilde{\theta}'_{\tilde{j}}, \tilde{\theta}_{\tilde{j}} E \rightarrow M \alpha'_r D_C E'}(\rho_{SE}^{jjj'}), \end{aligned} \quad (\text{F45})$$

where we allowed decoupling of the message selection for the two client steps, which is a more general quantum channel than one where the messages are correlated. The set of quantum channels now appears as one where there are two oracles for $(K_1^h, K_{1, \tilde{j}}^{\text{mask}})$ and R respectively (note the \mathcal{E} channels are deemed as internal computations can be absorbed as part of the oracles).

Here, we demonstrate that the oracles and basis generation seed loss can match to the ideal output state for various combination of $(j, j', \tilde{j}, \tilde{j}')$. Importantly, in the protocol, $\tilde{\theta}'_{\tilde{j}}, \tilde{\theta}_{\tilde{j}}$ is lost, along with the generation of oracles for R and $(K_1^h, K_{1, \tilde{j}}^{\text{mask}})$.

Let us consider the first case of $j \geq j' + 1$, where the adversary has access to oracles for $(K_1^h, K_{1, [j', j-1]}^{\text{mask}})$, and $\tilde{\theta}_{[1, j-1]} \tilde{\theta}'_{[1, j-1]}$. We consider a worse case where $K_{1, [j, \tilde{j}-1]}^{\text{mask}}$ and $\tilde{\theta}_{[j, j_{\max}]} \tilde{\theta}'_{[j, j_{\max}]}$ is provided, where $j_{\max} := \max\{\tilde{j}, \tilde{j}'\}$. Moreover, due to the increase in the minimum index, $j_{\min} := \min\{\tilde{j}, \tilde{j}'\}$, there is an implicit trace over $K_{1, [j', j_{\min}-1]}^{\text{mask}}$. If $\tilde{j} \geq \tilde{j}'$, the trace would remove all rounds up to $\tilde{j}' - 1$, leaving the client tag oracles from $[\tilde{j}', \tilde{j}]$. If $\tilde{j} < \tilde{j}'$, the trace removes all client tag oracles up to $\tilde{j} - 1$, which leaves a single oracle for \tilde{j} . In both cases, the final state matches the ideal output state, a mixture of $\rho_{LSE}^{\tilde{j}, \tilde{j}+1, \tilde{j}'}$.

For the second case of $j \leq j'$, the adversary has access to $\tilde{\theta}_{[1, j'-1]} \tilde{\theta}'_{[1, j'-1]}$, but has no oracle access. We consider a worse case where $\tilde{\theta}_{[j', j_{\max}]} \tilde{\theta}'_{[j', j_{\max}]}$ is provided. If $\tilde{j} < \tilde{j}'$, the two oracles present, for R and for $(K_1^h, K_{1, \tilde{j}}^{\text{mask}})$ matches the state $\rho_{SE}^{\tilde{j}, \tilde{j}+1, \tilde{j}'}$. If $\tilde{j} \geq \tilde{j}'$, we can additionally allow access to oracles corresponding to $K_{1, [\tilde{j}', \tilde{j}-1]}^{\text{mask}}$, which leaves the oracle access up to index \tilde{j} . As such, the overall state matches the ideal output state.

Since the overall state matches the ideal output state in both cases, the trace distance is simply 0. \square

The final case to consider is the case when $D_C = \tilde{F}_S = 1$. A critical component of security is provided by \tilde{D}_{CV} , where the requirement for the message selection limits the success to the case of $\beta = \alpha'$, along with an unmodified message. This allows us to reduce the analysis to a protocol that is similar to that of Thm. 29, where the entropic uncertainty relation is applied.

Theorem 38. *Consider the CA protocol \mathcal{P} . Then,*

$$\begin{aligned} \Delta(\tilde{\Pi}_{D_C \tilde{F}_S}^{11} \mathcal{P}'(\rho^{\text{in}, jjj'}) \tilde{\Pi}_{D_C \tilde{F}_S}^{11} \rho_{\wedge D_C = \tilde{F}_S = 1}^{\text{out}, jjj'}) \leq & 4\sqrt{2\varepsilon_{\text{ph}}} + 2\varepsilon_2 + \frac{1}{2} \times 2^{-\frac{1}{2}[N_{P_2, 1}^{\text{tol}}[1 - h_{\text{bin}}(e'_{\text{ph}, \text{tol}})] - l_{\tilde{\theta}} - \log_2 |\mathcal{T}_{SV}| |\mathcal{T}_{CV}| - \text{leak}_{\text{EC}}]} \\ & + \sqrt{|\mathcal{T}_{CV}| \varepsilon_{\text{MAC}, 1} - 1 + 2^{\log_2 |\mathcal{T}_{CV}| + \log_2 \left(\frac{2}{\varepsilon_2} + 1\right) - N_{P_2, 1}^{\text{tol}}[1 - h_{\text{bin}}(e'_{\text{ph}, \text{tol}})] + \text{leak}_{\text{EC}}}}, \end{aligned}$$

where $\varepsilon_2 > 0$ is a parameter to be optimised.

Proof. By definition of \tilde{F}_S , when $\tilde{F}_S = 1$, the announced index value $\alpha_r \leq \alpha'$, which leaves α' unchanged throughout the protocol. The definition of $\tilde{D}_{CV} = 1$ requires additionally that the client's updated index be $\beta \geq \alpha'$. Let us consider the case of $\beta > \alpha'$, which necessarily requires $\alpha > \alpha'$ for $\tilde{D}_{CV} = 1$. In this case, the adversary has oracle access to $(K_1^h, K_{1, \alpha'}^{\text{mask}})$, where the message M inserted to the oracle has to match the server's received message. The inclusion of condition \tilde{D}_{PE} leaves the protocol similar to that presented in the proof of Thm. 32, where the probability of the message matching and thus $\Pr[\tilde{F}_S = 1]$ is upper bounded by $\varepsilon_{\text{match}}$. Therefore, we can split off this scenario of $\beta \geq \alpha > \alpha'$, where the trace distance between the output state and ideal output would be bounded by $\varepsilon_{\text{match}}$.

What remains is the case where $\beta = \alpha'$, which has $\alpha \leq \alpha'$, where $\tilde{D}_{CV} = 1$ ensures that the messages from the client are not tampered with. Since $\tilde{F}_S = D_C = 1$, the final indices are $\alpha = \alpha^U = \alpha' = j'$, i.e. the corresponding ideal output state is

$$\rho_{\wedge D_C = \tilde{F}_S = 1 \wedge \beta = j'}^{\text{out}, jjj'} = \tilde{\Pi}_{\alpha \alpha^U \alpha'}^{j' j' j'} \otimes \tau_{RK_{1, [j', m]}^{\text{mask}}} \otimes \tilde{\tau}_{\tilde{\theta}_{[j', m]} \tilde{\theta}'_{[j', m]}} \otimes \rho_{E \wedge D_C = \tilde{F}_S = 1 \wedge \beta = j'}. \quad (\text{F46})$$

The actual output state can be written as

$$\mathcal{P}'(\rho_{LSE|j \leq j'}^{jj'})_{\wedge D_C = \tilde{F}_S = 1 \wedge \beta = j'} = \tilde{\Pi}_{\alpha \alpha'}^{j'j'} \otimes \tau_{K_{1,[j'+1,m]}^{\text{mask}}} \otimes \tilde{\tau}_{\tilde{\theta}_{[j'+1,m]}' \tilde{\theta}'_{[j'+1,m]}} \otimes \rho_{RK_1^h K_{1,j'}^{\text{mask}} \tilde{\theta}_{j'} \tilde{\theta}'_{j'} T_{SV,j'} \tilde{T}_{SV,j'} E'' \wedge \Omega}, \quad (\text{F47})$$

where $\Omega := \{\alpha_r \leq j', \alpha'_r = j', \tilde{D}_{\text{PE}} = \tilde{D}_{\text{CV}} = D_C = 1\}$ (which matches $\{D_C = \tilde{F}_S = 1, \beta = j'\}$) and

$$\begin{aligned} \rho_{RK_1^h K_{1,j'}^{\text{mask}} \tilde{\theta}_{j'} \tilde{\theta}'_{j'} T_{SV,j'} \tilde{T}_{SV,j'} E'' \wedge \Omega} &= \text{Tr} [\Pi_{\alpha_r \leq j'} \Pi_{\alpha'_r}^{j'111} \tilde{D}_{\text{PE}} \tilde{D}_{\text{CV}} D_C \mathcal{A}_{RX'P_2 \rightarrow \tilde{T}_{SV,j'} \tilde{\theta}_{j'}} \circ \mathcal{B}_{XS_r R \rightarrow T_{SV,j'} \tilde{\theta}'_{j'}} \\ &\circ \mathcal{C}_{XX'P_{1,r} P_{1,r} P_{2,r} S_r T_{CV,r} E'' \rightarrow \tilde{D}_{\text{PE}} \tilde{D}_{\text{CV}} E''} \circ \mathcal{E}_{X'P_1 P_1 P_2 ST_{CV} E' \rightarrow X'_{P_1,r} P_{1,r} P_{2,r} S_r T_{CV,r} \alpha_r E''} \\ &\circ \mathcal{A}_{T_{SV,j'},r \tilde{T}_{SV,j'} \tilde{B} \tilde{\theta}_{j'} K_1^h K_{1,j'}^{\text{mask}} \rightarrow D_C X' X'_{P_1} P_1 P_2 ST_{CV}} \circ \mathcal{E}_{T_{SV,j'} QE \rightarrow \alpha'_r T_{SV,j'},r BE'} \circ \mathcal{B}_{X \tilde{\theta}'_{j'} \rightarrow Q}(\rho_{SE}^{jj'})], \end{aligned}$$

where \tilde{D}_S and D_C values has been absorbed into E'' . We can simplify the trace distance as

$$\begin{aligned} &\Delta(\mathcal{P}'(\rho_{LSE|j \leq j'}^{jj'})_{\wedge \Omega}, \rho_{\wedge \Omega}^{\text{out},jj'}) \\ &\leq \Delta(\rho_{RK_1^h K_{1,j'}^{\text{mask}} \tilde{\theta}_{j'} \tilde{\theta}'_{j'} T_{SV,j'} \tilde{T}_{SV,j'} E'' \wedge \Omega, \tau_R \otimes \tilde{\tau}_{\tilde{\theta}_{j'} \tilde{\theta}'_{j'}} \otimes \tilde{\tau}_{T_{SV,j'} \tilde{T}_{SV,j'}} \otimes \rho_{E'' \wedge \Omega}) \\ &\leq \Delta(\rho_{RK_1^h K_{1,j'}^{\text{mask}} \tilde{\theta}_{j'} \tilde{\theta}'_{j'} T_{SV,j'} \tilde{T}_{SV,j'} E'' \wedge \Omega, \tau_R \otimes \tilde{\tau}_{\tilde{\theta}_{j'} \tilde{\theta}'_{j'}} \otimes \tilde{\tau}_{T_{SV,j'} \tilde{T}_{SV,j'}} \otimes \rho_{K_1^h K_{1,j'}^{\text{mask}} E'' \wedge \Omega}) \\ &\quad + \Delta(\rho_{K_1^h K_{1,j'}^{\text{mask}} E'' \wedge \Omega}, \tau_{K_1^h K_{1,j'}^{\text{mask}}} \otimes \rho_{E'' \wedge \Omega}) \\ &\leq \Delta(\rho_{RK_1^h K_{1,j'}^{\text{mask}} \tilde{\theta}'_{j'} T_{SV,j'} E'' \wedge \Omega, \tau_{R \tilde{\theta}'_{j'} T_{SV,j'}} \otimes \rho_{K_1^h K_{1,j'}^{\text{mask}} E \wedge \Omega}) + \Delta(\rho_{K_1^h K_{1,j'}^{\text{mask}} E'' \wedge \Omega}, \tau_{K_1^h K_{1,j'}^{\text{mask}}} \otimes \rho_{E \wedge \Omega}) \\ &\leq p_{\tilde{\Omega}_{\text{PE}}} \left\{ 2\varepsilon_{\text{sm},1} + \frac{1}{2} \times 2^{-\frac{1}{2}[H_{\min}^{\varepsilon_{\text{sm},1}}(\hat{X}'_{P_2} | K_1^h K_{1,j'}^{\text{mask}} E'')]_{\rho_{\wedge \Omega'} | \tilde{\Omega}_{\text{PE}}}} - l_{\tilde{\theta}} - \log_2 |\mathcal{T}_{SV}|} \right. \\ &\quad \left. + 2(\varepsilon_{\text{sm},2} + \varepsilon_2) + \sqrt{|\mathcal{T}_{CV}| \varepsilon_{\text{MAC},1} - 1 + 2^{\log_2 |\mathcal{T}_{CV}| + \log_2 \left(\frac{2}{\varepsilon_2} + 1\right) - H_{\min}^{\varepsilon_{\text{sm},2}}(\hat{X}'_{P_2} | E'')]_{\rho_{\wedge \Omega'} | \tilde{\Omega}_{\text{PE}}}}} \right\}, \end{aligned} \quad (\text{F48})$$

where the first inequality considers a specific state in the class of ideal output states where $T_{SV,j}$ and $\tilde{T}_{SV,j}$ are equal and independent from the adversary. The second inequality applies the triangle inequality, while the third inequality invokes $\tilde{D}_{\text{CV}} = 1$, which indicates that the variables $\hat{X}'_{P_2} = X'_{P_2}$ and thus the hashed outcomes $(\tilde{\theta}_{j'}, \tilde{T}_{SV,j'}) = (\tilde{\theta}'_{j'}, T_{SV,j'})$, allowing the trace distance to reduce to one set of variables (more formally, this is simulated by introducing a ‘‘copy’’ channel from one set to another and removing the CPTP ‘‘copy’’ channel). The fourth inequality applies the QLHL and strong extractor property [13], noting again that Ω implies $\hat{X}'_{P_2} = X'_{P_2}$, and that $\Omega = \Omega' \wedge \tilde{\Omega}_{\text{PE}}$, which is defined later.

Here, we analyse the first min-entropy term, which would also acts as a lower bound the second term. Let us list explicitly the conditions of Ω ,

1. $\alpha_r \leq j', \alpha'_r = j', D_C = 1$: Conditions associated with index selection, and passing the initial client check.
2. $(P_{2,r}, P_{1,r}, X'_{P_{1,r}}, S_r) = (P_1, P_2, X'_{P_1}, S)$: Message sent from client to server is unchanged.
3. $T_{\text{CV}} = T_{\text{CV},r}$: The tag sent from the client to server is unchanged.
4. $X'_{P_2} = \hat{X}_{P_2}$: The server’s corrected bitstring matches with the client’s bitstring.
5. $\frac{wt(X_{P_{1,r}} \oplus X'_{P_{1,r}} \{P_{1,r}\})}{N_{P_{1,r}}} \leq e_{b,\text{tol}}, |P_{1,r}| \geq P_{1,\text{tol}}$: Remaining parameter estimation checks.
6. $\tilde{\Omega}_{\text{PE}}$: Standard parameter estimation checks.

where we list the events for the first five events from Ω_1 to Ω_5 as being part of Ω' . We note here that $\tilde{\Omega}_{\text{PE}}$ estimates directly on the (P_1, P_2, X'_{P_1}) values instead of the received values, since $\Omega_{\text{PE}} \wedge \Omega_2 = \tilde{\Omega}_{\text{PE}} \wedge \Omega_2$. We first simplify by noting that \hat{X}'_{P_2} is computed from $X_{P_{2,r}}$ and the syndrome S_r received. Therefore, by data processing inequality and the chain rule for smooth min-entropy, we have that

$$H_{\min}^{\varepsilon_{\text{sm}}}(\hat{X}'_{P_2} | K_1^h K_{1,j'}^{\text{mask}} E'')_{\rho_{\wedge \Omega'} | \tilde{\Omega}_{\text{PE}}}} \geq H_{\min}^{\varepsilon_{\text{sm}}}(X_{P_{2,r}} | K_1^h K_{1,j'}^{\text{mask}} S_r E'')_{\rho_{\wedge \Omega'} | \tilde{\Omega}_{\text{PE}}}}, \quad (\text{F49})$$

noting that S_r is in general able to be determined from E'' (adversary stores a copy of the S_r it sends to the server). Further imposing that $P_{2,r} = P_2$ from the Ω_2 condition, we can simplify the min-entropy before removing the conditions of Ω_2 to Ω_5 , i.e.

$$H_{\min}^{\varepsilon_{\text{sm}}}(X_{P_{2,r}}|K_1^h K_{1,j'}^{\text{mask}} S_r E'')_{\rho_{\wedge\Omega_2|\hat{\Omega}_{\text{PE}}}} \geq H_{\min}^{\varepsilon_{\text{sm}}}(X_{P_2}|K_1^h K_{1,j'}^{\text{mask}} S_r E'')_{\rho_{\wedge\Omega_1|\hat{\Omega}_{\text{PE}}}}. \quad (\text{F50})$$

Here, we can reverse the CPTP map used to generate $S_r E''$, leaving us with

$$H_{\min}^{\varepsilon_{\text{sm}}}(X_{P_2}|K_1^h K_{1,j'}^{\text{mask}} S_r E'')_{\rho_{\wedge\Omega_1|\hat{\Omega}_{\text{PE}}}} \geq H_{\min}^{\varepsilon_{\text{sm}}}(X_{P_2}|K_1^h K_{1,j'}^{\text{mask}} X'_{P_1} P_1 P_2 S T_{\text{CV}} E')_{\rho_{\wedge\Omega_1|\hat{\Omega}_{\text{PE}}}}. \quad (\text{F51})$$

We can remove the syndrome S and the tag T_{CV} utilising the min-entropy chain rule [20]. Furthermore, with the removal of T_{CV} , K_1^h and $K_{1,j'}^{\text{mask}}$ is uncorrelated with any other variables in the state and can be removed, leaving us with

$$H_{\min}^{\varepsilon_{\text{sm}}}(X_{P_2}|K_1^h K_{1,j'}^{\text{mask}} X'_{P_1} P_1 P_2 S T_{\text{CV}} E')_{\rho_{\wedge\Omega_1|\hat{\Omega}_{\text{PE}}}} \geq H_{\min}^{\varepsilon_{\text{sm}}}(X_{P_2}|\tilde{\theta} X'_{P_1} P_1 P_2 E')_{\rho_{|\hat{\Omega}_{\text{PE}}}} - \text{leak}_{\text{EC}} - \log_2 |\mathcal{T}_{\text{CV}}|, \quad (\text{F52})$$

where we also remove the Ω_1 condition, and included additional $\tilde{\theta}$ conditioning. Here, the protocol steps are simply:

1. The server prepares decoy state BB84, using the basis generated from $\tilde{\theta}$ and bit value X .
2. The adversary performs its attack on the state, mapping QE to PBE' .
3. The client randomly select P_1 rounds and measure them in the basis generated from $\tilde{\theta}$ and outputs X'_{P_1} .
4. Based on X , P_1 , P_2 and X'_{P_1} , the parameter estimation decision is made (event $\tilde{\Omega}_{\text{PE}}$),

This is exactly the same protocol steps as that in Thm. 29, and we can utilise the same analysis to demonstrate that

$$H_{\min}^{\varepsilon_{\text{sm}}}(\hat{X}'_{P_2}|K_1^h K_{1,j'}^{\text{mask}} E'')_{\rho_{\wedge\Omega_2|\hat{\Omega}_{\text{PE}}}} \geq N_{P_2,1}^{\text{tol}}[1 - h_{\text{bin}}(e'_{\text{ph,tol}})] - \text{leak}_{\text{EC}} - \log_2 |\mathcal{T}_{\text{CV}}|, \quad (\text{F53})$$

with $\varepsilon_{\text{sm}} = \sqrt{2\varepsilon_{\text{ph}}}$. The second min-entropy term can follow a similar analysis, but since K_1^h and $K_{1,j'}^{\text{mask}}$ is traced out, T_{CV} would be a random string, and can be simply removed without incurring the $\log_2 |\mathcal{T}_{\text{CV}}|$ penalty. As such, the overall trace distance is

$$\begin{aligned} \Delta(\Pi_{D_C \tilde{F}_S}^{11} \mathcal{P}'(\rho_{LSE}^{jjj'}) \Pi_{D_C \tilde{F}_S}^{11} \rho_{\wedge\Omega}^{\prime\text{out},jjj'}) &\leq 4\sqrt{2\varepsilon_{\text{ph}}} + 2\varepsilon_2 + \frac{1}{2} \times 2^{-\frac{1}{2}[N_{P_2,1}^{\text{tol}}[1 - h_{\text{bin}}(e'_{\text{ph,tol}})] - l_{\tilde{\theta}} - \log_2 |\mathcal{T}_{\text{SV}}| - \log_2 |\mathcal{T}_{\text{CV}}| - \text{leak}_{\text{EC}}]} \\ &+ \sqrt{|\mathcal{T}_{\text{CV}}| \varepsilon_{\text{MAC},1} - 1 + 2^{\log_2 |\mathcal{T}_{\text{CV}}| + \log_2 \left(\frac{2}{\varepsilon_2} + 1\right) - N_{P_2,1}^{\text{tol}}[1 - h_{\text{bin}}(e'_{\text{ph,tol}})] + \text{leak}_{\text{EC}}}}. \end{aligned} \quad (\text{F54})$$

□