

Artificial Human Intelligence: The role of Humans in the Development of Next Generation AI

Suayb S. Arslan

Abstract

Human intelligence, the most evident and accessible form of source of reasoning, hosted by biological hardware, has evolved and been refined over thousands of years, positioning itself today to create new artificial forms and preparing to self-design their evolutionary path forward. Beginning with the advent of foundation models, the rate at which human and artificial intelligence interact with each other has exceeded any anticipated quantitative figures. The close engagement led both bits of intelligence to be impacted in various ways, which naturally resulted in complex confluences that warrant close scrutiny. Recent advances, such as DeepSeek, exemplify this interplay: the novel contributions, we argue, draw indirect inspiration from biological principles like modular neural specialization and sparse episodic encoding, addressing computational bottlenecks while aligning with human-inspired scalability. In the sequel, using a novel taxonomy, we shall explore this interplay between human and machine intelligence, focusing on the crucial role humans play in developing ethical, responsible, and robust intelligent systems. We briefly delve into various aspects of implementation inspired by the mechanisms underlying neuroscience and human cognition. In addition, we propose future perspectives, capitalizing on the advantages of symbiotic designs to suggest a human-centered direction for next-generation developments, focusing on the augmentation role of AI. We finalize this evolving document with some thoughts and open questions yet to be addressed by the broader community.

Index Terms

Human-level AI, neuroscience, vision, cognition, neural networks, biological plausibility, CNN.

I. INTRODUCTION

IN the wake of the Artificial Intelligence (AI) revolution, industries and societies, more broadly almost everyday life errands have undergone profound transformations. The relentless evolution of AI technologies and digital learning mechanisms prompts critical inquiries into the extent of human contribution in steering these advancements. While modern AI systems showcase unparalleled prowess in automation, decision-making, and closed-domain problem-solving, the indispensability of human engagement and intervention remains unequivocal in shaping the trajectory of next-generation AI systems as it has been the source of inspiration since the early appearances in the past [1].

The complexity of the intelligence problem, to date still resisting a universally accepted definition, often motivates adaptation of the human model in identifying intelligent behavior. AI, in most forms conceivable, traces its origin with either mere mimicking of human functionality or a direct product of human intellect, inspired from various sources such as the outside physical world. This dependence inherently biases its design. The taxonomy briefly illustrated in Fig. 1 reveals various sources of inspiration for human-level AI development, ranging from bio-inspired and brain-inspired (mostly implemented with connectionist structures) to purely symbolic algorithmic constraints. The same illustration clearly marks the novel concept of *Artificial Human Intelligence* (AHI) that spans all layers of inspiration and impacts the design evolution of next-generation AI around human-centric skills. Human-inspired intelligence, as a subclass of AHI, acts as a critical category that will actually interlink human cognition with a wide variety of machine capabilities. Fostering collaboration among these domains could enable humankind to harness revolutionary cognitive technologies and inventions that push the boundaries further. Moving through multiple layers of inspiration, it forms a synergistic feedback loop that will yield human-level AI, representing the emerging relationship between digital and biological computations.

In this brief exposition, our objective is to investigate the strategic placement of human-centered inquiries in the advancement of contemporary AI systems despite the recent remarkable (not necessarily human-centric) developments in Machine Learning (ML) and Computer Vision (CV) fields [2]. Considering the strategies of machine and human intelligences in completing various tasks and their complementarity in behavior, a potential fusion of both emerges as a plausible research direction that might soon become an applicable reality. Due to the involvement of humans as biological organisms, more specifically brain-centric investigations, to be implemented on pure algorithm-driven computational platforms, we have decided to label this

Author is affiliated with the Department of Computer Engineering, Boğaziçi University, İstanbul, Türkiye, and the Department of Brain and Cognitive Sciences, Massachusetts Institute of Technology (MIT), Cambridge, MA, USA. Emails: suayb.arslan@bogazici.edu.tr, sarslan@mit.edu.

This work has been accepted for publication in the IEEE Transactions on Emerging Topics in Computational Intelligence. Please contact IEEE for the most up-to-date version following further editorial revisions.

© 2025 IEEE. Personal use of this material is permitted. Permission from IEEE must be obtained for all other uses, in any current or future media, including reprinting/republishing this material for advertising or promotional purposes, creating new collective works, for resale or redistribution to servers or lists, or reuse of any copyrighted component of this work in other works.

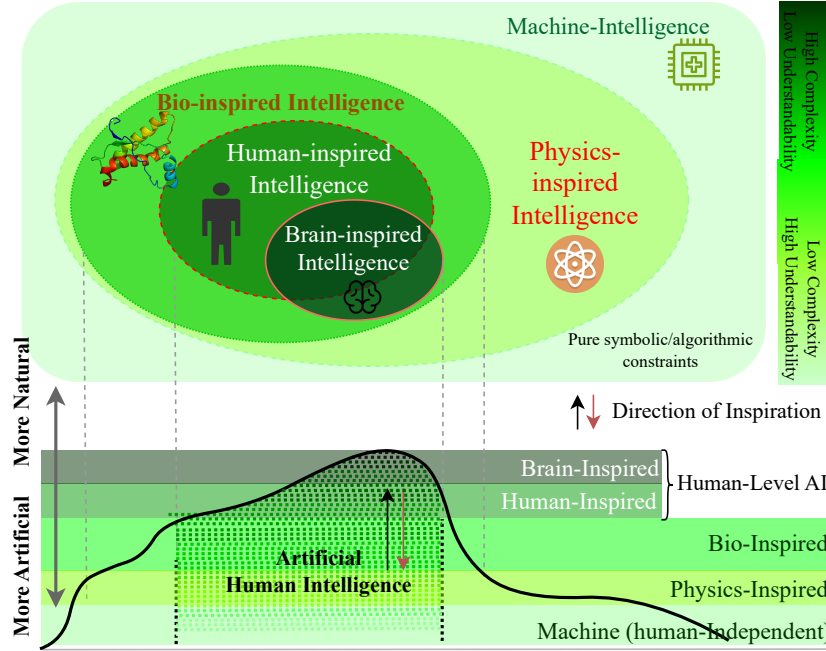


Fig. 1: The kinds of inspiration sources in search of modeling intelligence with their corresponding levels of complexity and explainability within the context of *Artificial Human Intelligence*, a concept that bridges (through inspiration) between brain-inspired and human-independent intelligences.

specific fusion of intelligences and all the interactions within as AHI and explicate various intriguing topics of discourse for the mutually beneficial association of the two (seemingly) mechanistically distinct notions [3].

The organization of the paper is summarized in Fig. 2. The main motivation is introduced in Section I. Section II provides some of the expert opinions on the subject. In Section III, the origins of biological intelligence is discussed, later followed by the introduction of the novel notion of AHI in Section III-B, arguing in favor of the confluence of artificial and natural intelligences. We hypothesize that this unique interaction may become the standard for future human–human and human–machine communication. This should not be viewed as an alternative to Artificial General Intelligence (AGI) [4]–[6], but rather as a step towards developing more general and capable machine intelligence with human-like behavioral, architectural, and functional features [7]. Whether or not this effort would lead to AGI is an open question. Section IV examines human-level AI, focusing on the role of humans in the emerging AI ecosystem, related challenges, and alignment issues. Section V considers the potential effects of AI on the human brain and cognition, along with the long-term management actions, before concluding in Section VI.

II. VIEWS ON INTELLIGENCE

Although often treated as straightforward in everyday use, the concept of intelligence is highly complex. Rapid learning, lifelong adaptation, knowledge representation, abstract reasoning, symbolic problem-solving, and creativity all contribute to its elusive nature. Psychologists have long debated its definition and measurement, fueling controversies over human valuation and performance assessment, particularly in relation to the current education system [8]. Despite some consensus on measuring intelligence via standardized tests [9], issues persist around their scope, potential biases, and the spectrum of skills they believe these experiments assess. Concurrently, the discourse on machine intelligence faces even greater complexity due to the diverse forms and abilities of machines. Defining intelligence in precise terms, applicable across a wide range of systems, poses significant challenges, especially as tasks once considered benchmarks of human intellect become now remarkably trivial for machines (like ImageNet [10] or EcoSet [11] based categorization tasks). As technology evolves, so too does our perception of intelligence, necessitating a comprehensive and enduring definition that transcends sensory limitations, environmental constraints, and specific hardware types, yet remains practically achievable.

Intelligence includes a spectrum of cognitive abilities, adaptive behaviors, and problem-solving skills exhibited by living organisms. At its core, intelligence involves the capacity to acquire knowledge, reason abstractly (e.g. counterfactual thinking), solve problems, learn from exploratory experience (in 3D world model), and adapt to unseen circumstances (generalization) quickly without necessarily using many examples (e.g. one-shot learning [12]). Intelligence manifests in diverse forms across

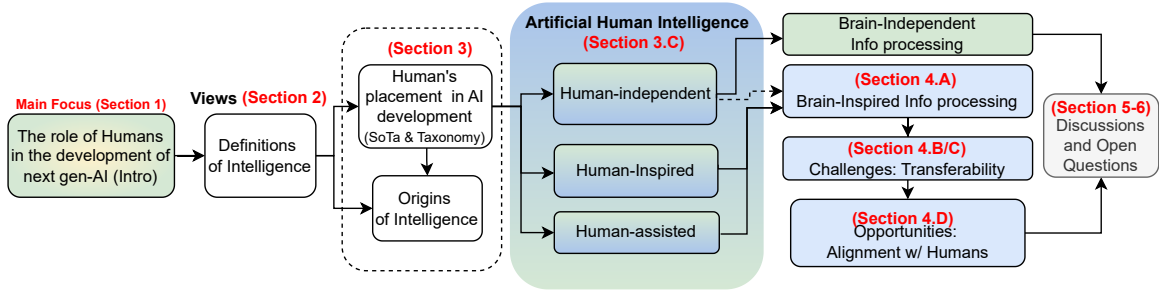


Fig. 2: Summary of the manuscript detailing various topics of interest and where they are covered with associated section and/or subsection numbers.

species, each adapted to its ecological niche and evolutionary context. Human intelligence, often seen as the pinnacle of cognition, is marked by complexity, versatility, and symbolic thought, language, and culture. However, defining human intelligence as the ultimate form of intelligence risks anthropocentric bias and overlooks the diverse manifestations of intelligence found in other organisms [13].

Russell [14] defines intelligence as an entity’s ability to act in ways it expects will achieve its goals based on its perceptions. Applied to machines, AI thus becomes the design of systems that optimize given objectives. However, Russell argues that this one-dimensional, “unary” view is insufficient for capturing the complexity of human intelligence. Scholars have proposed models to capture the multidimensional nature of intelligence. Gardner’s theory of multiple intelligences [15] extends the concept to distinct modalities—linguistic, logical–mathematical, spatial, musical, bodily–kinesthetic, interpersonal, intrapersonal, and naturalistic—each reflecting unique capabilities. More recently, deep learning has enabled constrained yet varied forms of intelligence that perform complex tasks and sometimes exhibit human-like cognition [16]. This pluralistic view invites rethinking developmental trajectories with cross-modal interactions. Yet, replicating the breadth of human intelligence remains elusive, as current systems excel only in narrow domains and falter at generalization, common sense, and contextual reasoning. Ethical concerns—autonomy, accountability, and bias—further underscore the societal stakes, requiring careful reflection.

Brooks highlights that in the early stages of AI research, intelligence was defined as tasks that highly educated scientists found challenging, such as *chess*, proving mathematical theorems or solving complex problems [17]. Tasks that young children effortlessly accomplished, like visually distinguishing between objects (e.g., a coffee cup) or walking on two legs without losing balance were not initially regarded as activities requiring intelligence. It is argued that intelligence should be regarded as the everyday activities humans constantly perform. Winston [18] delineates the objectives of AI as twofold: The development of practical intelligent systems and the comprehension of human intelligence, arguing in favor of a mutually beneficial enterprise. Legg and Hutter [19] suggest that, despite the diversity, a formal encompassing universal intelligence definition may be possible, closely linked to the theory of optimal learning agents [20]. Such agents are designed to learn and act to maximize performance in achieving goals, employing algorithms that enhance learning and decision-making through interaction and feedback.

III. PATH LEADING TO AHI

A. Early Origins and AHI Definition

Neither the origin of biological intelligence nor a theory for it has been adequately addressed in the past. In fact, all definitions of intelligence concerning origins contain a strong subjective component. Whether Turing or Newell [21], their descriptions—knowledge-level considerations, beliefs, and intentions to a system—are grounded in human judgments, making them subjective. These approaches also frame emergence as discrete steps toward complex intelligent behavior rather than a gradual course. By contrast, Steels [22] proposes a continuum: a construct evolving from chemical systems to living organisms. Close inspection of complex adaptive systems reduces the quest for origins to two questions: (1) how the brain demonstrates behavioral plasticity and (2) how a symbolic layer have emerged early in development [22].

Biological intelligence most likely emerged from active perception and tight/attentive mechanisms that entail 3D interactions with real-world phenomena through multi-sensory input [24], [25]. In other words, biological intelligence requires to exist in multi-dimensional feedback-enabled open environments to emerge and develop [25], which eventually manifests agency-like behaviour. When developing such models, one may consider various levels of natural intelligence¹ [15]. Human intelligence, being immediately observable, has long informed machine-intelligence research—particularly the deep learning community—driving the design of novel architectures, training methodologies, and learning techniques. Multimodal sensory processing is fundamental to human intelligence, with considerable evidence for its joint development in early childhood [26]. In fact, recent work on the computational modelings of visually guided haptic sensory systems advocates for the value of

¹According to Gardner, naturalistic intelligence is the ability to identify, categorize, and engage with environmental elements like objects, animals, and plants. This enables differentiation between species, groups, or objects and understanding their ontological connections.

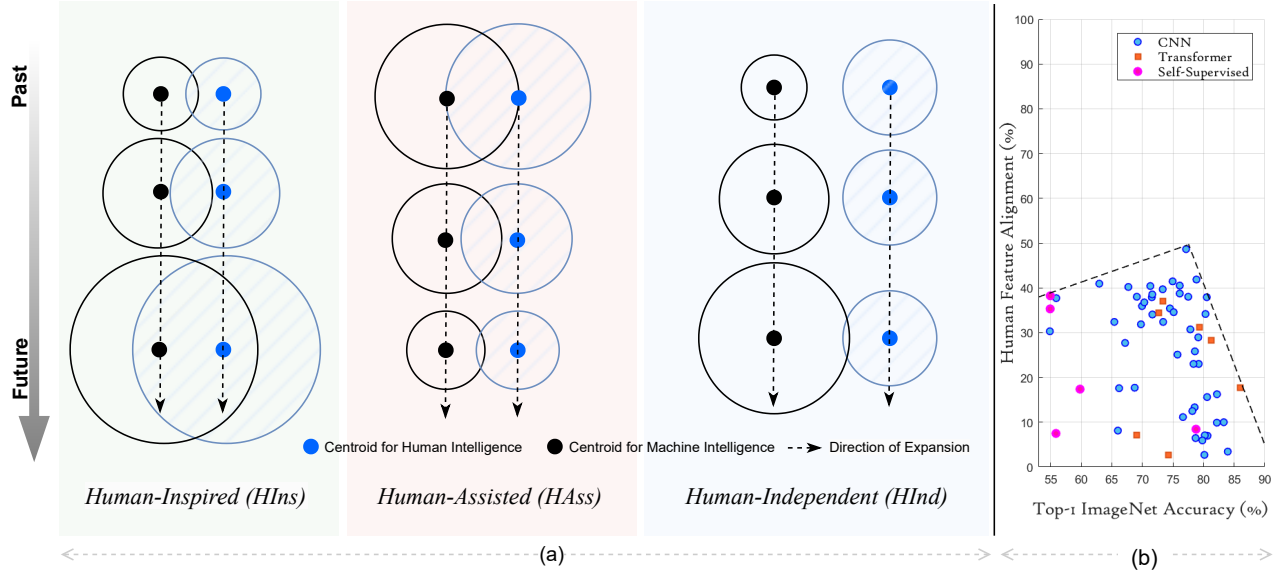


Fig. 3: (a) In *HIns* Intelligence, developments in machine intelligence are primarily driven by insights from biology and neuroscience, leading to overlapping advancements in both fields. Conversely, in *HAss* intelligence, the overlap tends to diminish over time, resulting in more specialized assistance from either humans or machines, fostering the development of hybrid systems. Finally, in *HInd* intelligence, the intrinsic features of machine intelligence evolve freely, naturally causing a divergence in the fundamental principles governing human and machine intelligence. (b) A measurement of human feature alignment with respect to machines (CNNs, Transformers, Self-Supervised) as a function of accuracy [23].

multimodal fusion to improve the visual experience and performance [27]. As different sensory systems can be linked to distinct intelligent behaviors, a growing number of studies suggest that their synchronization and fusion lead to improved accuracy in the completion of specific tasks [28], which demonstrates the potential for integrating more general and non-biological intelligences. One of the most compelling pieces of evidence supporting this finding is the success of multimodal FMs, which showed that a missing modality can be compensated by the presence of other modalities [29].

We characterize AHI to describe trichotomous, consisting of three kinds of machine intelligences,

- **Human-Inspired (HIns):** Designs whose core architectures, inductive biases, or learning rules are derived from human cognition or neurobiology (e.g., spiking dynamics, local learning, developmental curricula). *Key criterion:* inspired-by human mechanisms — does not require humans at runtime.
- **Human-Assisted (HAss):** Systems that operationally depend on humans — their training, tuning, or real-time decisions require explicit human input, feedback, or supervision (e.g., RLHF). *Key criterion:* human involvement is integral to performance or safety.
- **Human-Independent (HInd):** Systems engineered to learn, adapt, and act autonomously with minimal human intervention, using self-supervision, automated data collection, or model search. *Key criterion:* autonomy in learning/operation; humans only set goals or monitor.

B. The current SoTA and Taxonomy

Current AI systems place limited emphasis on defining the origins of intelligence and often diverge from the objectives of human or machine intelligences. Early work pragmatically modeled human intelligence through layered mind models [30], later reflected in Convolutional Neural Networks (CNNs) [31], where hierarchical cortical structures inspired inductive biases. Intelligence was typically measured by efficiency and accuracy relative to humans. However, due to the field's heavy emphasis on scaling (bigger models + more data), lower built-in inductive biases, etc., machine intelligence evolves along trajectories not necessarily compatible with human development. Studies such as [23] show that as accuracy improves, alignment with human features declines. Popular architectures, i.e., residual networks [32]–[36], originally designed for hardware or algorithmic efficiency, also exhibit physiological and functional parallels [16], prompting numerous comparisons with humans [37]–[39].

In this work, we begin by putting emphasis on brain-inspired models with structural/functional connectivity, development, and learning mechanisms and their translations to the computational domain. Secondly, machine models can collaborate (e.g., via Mixture-of-Experts (MoE)), forming human-assisted systems in which functional complementarity can be leveraged. Finally, models can adapt distribute the emergence of independent intelligences, exploring novel ways of task completions and implementation techniques.

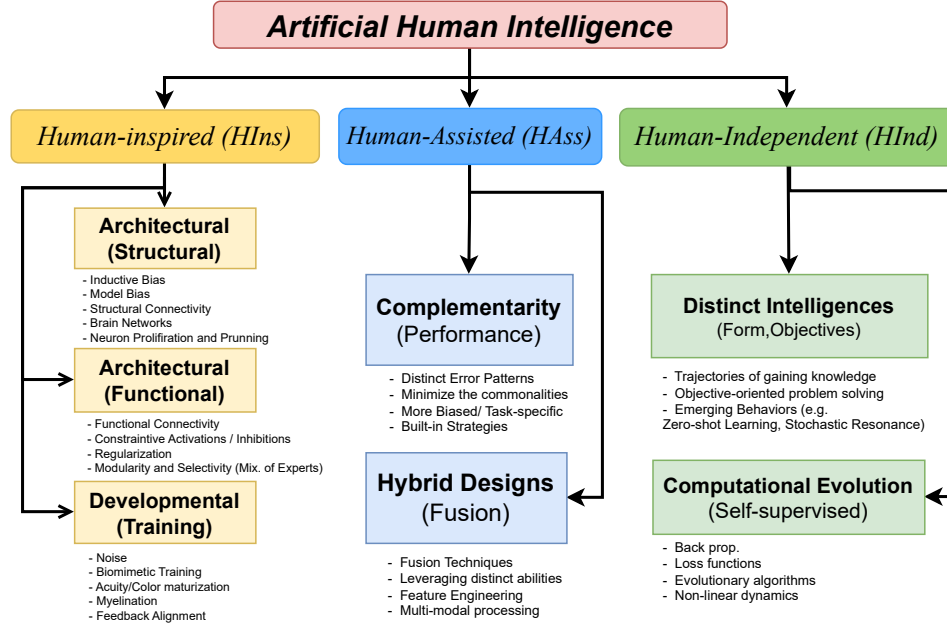


Fig. 4: Categorization of Human-centered intelligences and associated subcategories.




Fig. 5: (a) An example of biomimetic progression of image resolution and color cues in the early months of development. Color maturation happens based on the wavelength of light i.e., red first accompanied by orange, followed by yellow, green, blue and purple towards the end of the spectrum. (b) Impact of training paradigms on performance with test images degraded by varying blur levels (quantified as the Gaussian kernel's σ in pixels): the blurred-to-high-resolution paradigm yields the strongest performance and generalization [40].

C. Comparisons between HIns, HAss and HInd Intelligences

The distinction between HIns and HAss lies in the degree of human involvement in developing and operating AI systems. A summary of this taxonomy is illustrated geometrically in Fig. 3, along with the temporal progression (directed arrows) of each paradigm in the evolutionary trajectory of the work that has been done in the last few decades. More specifically, assuming stable centroids of the studies conducted around human and machine intelligences, a **human-inspired (HIns)** trajectory will expand future works around these centroids, leading to more commonalities, i.e., increased biological plausibility due to everlasting incremental research around similar ideas. In the **human-assisted (HAss)** approach, the trend is reverse, i.e., the future overlap between machine and human intelligences tends to shrink, allowing hybrid designs to emerge and have a better capacity to effectively address the intelligence problem. Human assistance is not used as part of the training process but rather treated as the essential component of the system. On the contrary, **human-independent (HInd)** trend moves the centroids of the literature works in different directions while their expansion is likely to continue, potentially creating more overlaps between the two distinct intelligences (also see Fig. 4).

1) **HIns Intelligence (Neuroscience meets Machines)**: In HIns AI, machines are designed to mimic or replicate human intelligence, behavior, and cognitive processes. This endeavour draws on brain mechanisms for information processing and

attentional control in complex tasks. Its aim is to understand and replicate the neural mechanisms underlying learning, common-sense reasoning, perception, and decision-making. The most critical phase of the human-like intelligence formation is the brain development and its training with psychophysical limitations impacting its evolution. Examples include neural networks inspired by the brain's architecture (structural and functional connectivity) and specialization of the specific human brain regions, biologically plausible learning algorithms [41] or algorithms (recursive, top-down and bottom-up) that accurately model human decision-making processes.

Machines can be inspired by humans in various conspicuous ways. For instance, humans are shown to perform blur-detection tasks using two different dominant strategies [42], that are shaped by various factors including top-down processes and behavioral similarities/differences. Behavioral characterizations of such human proclivities [43], [44] can be quantified and transferred to machine implementations to advance their guessing strength for forced multiple-choice tasks. The guessing framework is a mathematically sound tool to design and evaluate neural network strategies leveraging optimal guessing techniques as part of learning [45], [46]. Psychophysics and neural activations might help reveal the temporal order of key processes and the spatial distribution of perceptual functions. Such insights are crucial for selecting inductive biases, architectures, and learning schemes while incorporating human decision-making into models. Fortunately, the human brain can be region-specifically monitored using neuroimaging techniques such as EEG [47], MEG [48], fMRI [49], and fNIRS [50]. These techniques enhance our understanding of the brain's modular organization and the causal order of temporal/spatial processing. However, no equivalent tools exist to measure similar features in deep networks (e.g., modularity), despite the recent attempts based on information and statistical learning theories [51].

One of the most remarkable stages of human brain development is the postnatal period, encompassing the first few years of life when new neural connections emerge at astonishingly rapid rates. This dynamic mission of architectural modifications can be shown to be beneficial even in normal brain development [52]. In the meantime, frontend optics as well as retinal anatomy also develop and start allowing more coherent light to enter and more cells to participate in retinal image processing, respectively, for more precise spiking, higher-level and accurate perception. It is shown in several past studies that poor visual acuity in human newborns offers interesting advantages, including faster and more accurate acquisition of visual object categories at multiple hierarchical levels [53]. The structural changes in every part of the visual system, such as chromatic and contrast sensitivities and its impact on the backend cortical substrate and functional connectivity, can be used to design biologically plausible (biomimetic) training regimens to help train the machines in a similar fashion [40], [53], [54]. For example, a training regimen that starts with high blur and gradually increases spatial resolution—mimicking human visual development—has been shown (e.g. as shown in Fig. 5.b) to improve basic-level categorization compared to training with full-resolution images throughout [40]. These progressions may hold adaptive value by fostering the formation of receptive field structures that confer resilience to subsequent spatial or chromatic degradations. Fig. 5 demonstrates an example of biomimetic progression of acuity and color, applied to a toy image. As can be seen while the initial days of the postnatal period see gray scale, the maturation of cones leads to the processing of colors later in development. In vision development, spatial frequencies and color change dynamically, alongside anatomical structure, internally generated noise, and maturation of recurrent pathways. Together, these factors refine input–feedback–consolidated architectures over time, particularly during infancy [55]–[57].

One of the well-known barriers to good generalization is “overfitting”. To practically combat against it, regularization is proposed by injecting noise into the system to ensure bare minimum robustness [58], [59] or expedite the training time [60]. The addition of noise into training is quite similar in spirit to noisy optimizations in *simulated annealing* [61], helping models escape local minima by exploring a broader loss landscape. By introducing noise, the optimization process can avoid getting trapped in small basins and suboptimal points, thereby improving the chances of finding a potential global minimum located inside a large basin. This mechanism is particularly useful in deep neural networks, where the loss landscape is highly non-convex with many local minima [62].

Whether developmental changes in neural noise follow a rationale comparable to that observed in acuity, contrast sensitivity, and color perception remains an open question. An attempt has been made recently to explore the interplay of simultaneous progressions of acuity, color and noise [63]. These studies suggest that it is not unreasonable to expect that the temporal progression in neural noise could contribute to improved categorization performance, particularly under challenging environmental conditions. A key question is how the brain leverages computational mechanisms, like generating internal noise, to enhance performance. Unlike linear systems that fail to capture complex behaviors and degrade with noise, non-linear systems such as the human brain exhibit multistability and can explore diverse network configurations when sufficient internal noise exists [64]. Internal noise is an inherent aspect of neural dynamics, yet in many practical contexts it is also modulated by external stimulation and perceptible visual noise. This interaction is significant due to the emergent behaviors, commonly referred to as *stochastic resonance* (SR) in biological systems. SR manifests when a nonlinear system's signal-to-noise ratio is enhanced at moderate noise levels. At these noise levels, the signal is able to reach the threshold without being overwhelmed by the noise, thereby optimizing signal transmission [65]. As a result, the interplay between non-linearity and internal noise becomes crucial for the spontaneous emergence of exploratory dynamics, even without external stimulation or noise.

Another source of inspiration could relate to the specialized brain pathways to process distinct spatial frequencies for enhanced task completions under severe environmental conditions. Early studies on spatial frequency disentanglement in the brain suggest that low and high frequencies are processed distinctly, involving separate visual pathways that develop later in

Category	Goal	Design Ideas	Strengths	Weaknesses	References
HIins (Human-Inspired)	Mimic human cognitive processes and decision-making.	<ul style="list-style-type: none"> • Leverage neuroscience insights. • Model brain architecture. • Emulate functional connectivity. • Use developmental learning. 	<ul style="list-style-type: none"> • Enhanced interpretability. • Closer alignment with human cognition. • Potential for common-sense reasoning. 	<ul style="list-style-type: none"> • May inherit human biases. • Complex to model accurately. • Limited scalability. 	<ul style="list-style-type: none"> • [16], [67], [41], [42], [43], [44], [52]
HAss (Human-Assisted)	Augment human or machine performance through collaboration.	<ul style="list-style-type: none"> • Integrate human input. • Combine with automated processes. • Leverage interactive LLMs. • Employ decision-support tools. 	<ul style="list-style-type: none"> • Merges human intuition with computational efficiency. • Improves performance on complex tasks. 	<ul style="list-style-type: none"> • Dependent on human involvement. • Integration can be complex. • May introduce variability. 	<ul style="list-style-type: none"> • [68], [69], [70], [71], [72], [73], [74], [75]
HIind (Human-Independent)	Create autonomous AI systems operating without direct human mimicry.	<ul style="list-style-type: none"> • Focus on algorithmic efficiency. • Optimize for hardware performance. • Utilize back-propagation, CNNs, and transformer architectures. 	<ul style="list-style-type: none"> • High efficiency and scalability. • Less influenced by human biases. 	<ul style="list-style-type: none"> • Lacks human-like interpretability. • May struggle with nuanced tasks. 	<ul style="list-style-type: none"> • [31], [51], [76], [77], [78], [79], [80], [81], [82]

TABLE I: Comparisons between Human-Inspired (HIins), Human-Assisted (HAss), and Human-Independent (HIind) Intelligences and corresponding reference articles that fall in these categories.

life to enhance human robustness in identification and categorization tasks [66]. To translate human studies into ML, adjust training regimens – e.g., include task-relevant data or image degradations – to align training and test distributions. In contrast, biological systems evolve through continual environmental interaction, where sensory-driven plasticity and co-activation of neurons (Hebbian wiring) produce specialized, strongly connected circuits.

The HIins paradigm provides a crucial path to mitigate the risks of algorithmic misuse and unintended harm. By focusing on bio-plausibility (e.g., modularity and developmental learning), HIins systems are designed to be more interpretable and aligned with human cognition, which is essential for accountability and auditing in critical domains. Ultimately, the HIins goal is to organically embed human values like fairness into the design, ensuring responsible and ethical advancement, rather than guaranteeing improved accuracy.

2) *HAss Intelligence (Birth of Hybrid Systems)*: In HAss AI, models are developed with the primary goal of augmenting or enhancing human/machine capabilities rather than replicating them. HAss leverages AI technologies to assist machines or humans in performing tasks more efficiently, accurately, or autonomously. HAss, as a bidirectional enterprise, can be described as the ongoing interaction between humans helping machines and machines helping humans. However, fully realizing the potential of Human–AI collaboration requires overcoming key challenges. First, establishing the conditions for complementarity—where HAss performance exceeds AI alone—depends on humans recognizing when to augment AI in critical decision-making. Second, accurately assessing human mental models and susceptibility to error is essential, highlighting the impact of design choices in human–AI interaction, such as the timing and extent of human assistance to mitigate bias.

Primary example of HAss is the foundation models (FMs) that heavily interact with humans, such as most recent advanced LLMs [70] (GPT4 [6], Llama [71], etc.) that begin transforming the software industry by providing assistance writing the bulk of the source code as a downstream task, and still subject to thorough validation [72], [73]. A critical enabler of this human–AI synergy is reinforcement or task learning from human feedback (RLHF/TLHF), where human evaluators guide model optimization through a reward mechanism trained on raters’ ranking to ensure outputs remain aligned with human preferences, safety constraints, and contextual requirements. This approach emphasizes the significance of collaboration between humans and machines, with AI systems providing support, guidance, or automation to complement human skills (critical thinking, deep reasoning, navigation of complex decisions) and expertise. Other examples include AI–augmented tools for object recognition, memory enhancement [74], data analysis, medical diagnosis [75], language translation, and robotic assistance in manufacturing or logistics [83].

Human cognitive and sensorimotor organizations offer valuable inspiration for computational model developments. A notable example is eye tracking, where gaze direction provides insights into internal cognitive states. Gaze has been shown to reveal attentional patterns [84]. More generally, gaze data is useful in two ways: (i) it can guide the design of AI attention mechanisms to identify salient information in complex environments, potentially reducing the data requirements for learning adaptive attention by leveraging human gaze directly [85]; and (ii) it can enable AI systems to interpret gaze for naturalistic, multimodal human–machine interaction, eliminating the need for traditional input devices and supporting more immersive interfaces [76].

HAss systems seek to achieve synergy through the efficiency of machines to augment human cognitive and physical capabilities, rather than replace them. This human-centered strategy recasts the nature of labor, shifting the economic discussion from job replacement to the creation of new, higher-paid hybrid human-machine jobs. HAss tools make this possible through automated routine, which allows human experts to focus on tough decisions, ethical dilemmas, and creative problem-solving, thereby evading the systemic risk of technological unemployment.

3) *HInd Intelligence (Algorithms for Machine Hardware)*: In our taxonomy, this branch is still considered as human-centered AI because the studies in this category are still framed based on human intelligence as a reference model. For instance, although AlexNet [31] is inspired by the visual cortex and its layered functional structure, designed to mimic human visual perception and processing, the proposed optimization algorithm Back-Propagation (BP) is not necessarily human-inspired; it is more inspired by how computational constraints shape and efficiently utilize resources, along with mathematical convenience such as sticking to the same set of weights/coefficients in both forward and backward passes [86], and yet works exceptionally well in practice. In fact, BP is an optimization method which spreads information across all parameters of the neural network making the network less modular [51]. Hence the development of AlexNet is not necessarily categorized as human-inspired but rather *neuroscience-inspired* at the very high levels of abstraction subject to SoTA silicon hardware constraints and explainability.

The main motivation behind HInd is twofold: (1) The pursuit of open intelligence may provide a better model of the natural world, as human intelligence shows limitations in addressing global challenges—for instance, weaker predictive capabilities over extended scales or constraints of convolution/pooling operations in the visual system. Recent transformer models support this view by overcoming key inductive biases (texture etc.) inherent in earlier CNNs. Another observation is the ever-growing data scales, as machines having less inductive bias would require to build such biases automatically based on the peculiarities of voluminous data. (2) In any reliable/efficient AI system, we would expect a joint symbiotic existence between the intelligence and the hardware that runs it. The common Von-Neuman architecture is not necessarily the right home for the optimal implementation of human intelligence. This might guide us to think of other forms of intelligences that could optimally run on the available hardware architectures, building on the few-decade experience of distributed microprocessor history of human construct IV-D1.

It may be more accurate to frame HInd as an approach that regards humans as largely irrelevant to large-scale AI development. A growing view in the community suggests that independent design can exploit insights from real-world interactions and experiments, which often yield counterintuitive results not captured by intrinsic data. Nevertheless, such systems remain constrained by human-defined metrics and are frequently benchmarked against human performance to enhance explainability. After all, explainability is a human construct and only meaningful if it helps with understanding the true nature of the phenomenon. HIns architectures (e.g., spiking networks, local learning rules) often improve interpretability and sample efficiency but impose slower training, limited accelerator parallelism, greater optimization complexity, and immature toolchains. HInd models (e.g., CNNs/Transformers trained with BP) scale efficiently on modern hardware yet are less interpretable and typically demand substantially more data and energy. Discussions of biological plausibility should therefore report trade-offs in runtime, memory, energy and parallelizability. In Table I, we present a summary of the *HIns*, *HAss*, and *HInd* intelligences and the corresponding studies for streamlined reference and comparative analysis.

IV. HUMAN-LEVEL AI AND CHALLENGES/PERSPECTIVES

A. Brain-inspired Information processing

Brain-Inspired information processing, subsumed by human-inspired processing, at the top of the intelligence inspiration tree (Fig. 1), involves designing computational systems and architectures that emulate the brain's structure and function to achieve advanced cognitive and data-processing abilities. This interdisciplinary field draws on neuroscience, cognitive science, and AI to develop models for tasks such as multi-modal perception, developmental learning, and critical decision-making. Fig. 6 illustrates the key elements and context of brain-inspired information processing [87]. Neuroimaging techniques, measuring electrical and magnetic activity, provide high temporal resolution to track dynamic neural activity [88], revealing the neural dynamics and connections underlying complex cognition. Machine learning algorithms can identify neural signatures for specific

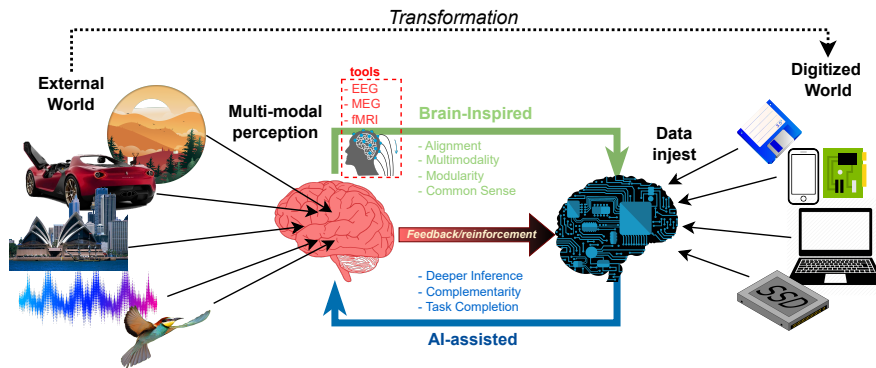


Fig. 6: Elements of Brain-inspired information processing.

functions, while statistical methods, such as random graph theory, model brain networks and highlight key regions involved in information processing [89].

The informative features extracted from the biomedical data are typically used to build computational models that mimic the way our brains process information. Translating these measurements into computational frameworks that are truly brain-inspired could be quite challenging. For example, neural networks can be designed to reflect the hierarchical nature of the brain, with different layers corresponding to various levels of processing found in the visual cortex [90]. Finally, these computational frameworks are refined by comparison with real brain data, often at higher abstraction levels, ensuring they not only mimic brain activity but also generalize to unseen tasks. However, the resemblance remains questionable, as it is difficult to fully translate brain operations into algorithms and implement them on silicon. By blending neuroimaging with AI and statistical analysis, researchers mainly aim to create brain-inspired models that capture, at least to some extent, the core manifestation of human-level cognition. These models can then be applied to fields ranging from the most popular FMs to autonomous systems. In fact, brain-inspired data processing could guide FMs to embrace emergent behaviours more rapidly as architectural similarity is more likely to demonstrate functional similarities [91] (See also Section VI for further discussions).

1) *Reverse engineering a human skill*: A core aim of brain-inspired research is to understand the emergent behaviors underlying intelligence. Prior work suggests that the difficulty of reverse-engineering a human skill correlates with how long it has evolved in living beings [92]. For instance, perception—one of the oldest and seemingly effortless skills—is hypothesized to be among the hardest to replicate, whereas effortful skills may be comparatively easier to engineer.

Emerging skills developed later in the evolutionary trajectory, such as mathematics, logic, and scientific reasoning, pose challenges as they diverge from our evolutionary predispositions. These abilities have developed relatively recently in historical terms, undergoing refinement mainly through cultural evolution over the past few thousand years. Initially, many prominent researchers assumed that once they had grappled with the “hard” problems, the seemingly “easy” challenges of vision and commonsense reasoning would fall in place. However, the last decade in AI has proven it wrong. This misconception arose from recognizing that seemingly simple problems are in fact highly complex, rendering machines’ proficiency in tasks such as logic and algebra largely irrelevant, as these are trivial for them to perform [17].

2) *What makes humans special and/or not so special?*: Humans show both strengths and limitations in recognition, perception, detection, and search. They are not adept at detection tasks like blur identification or misaligned lines, with performance degrading sharply without focused attention. They also struggle with hidden correlation tasks, as estimating joint probability distributions across many random events exceeds cognitive capacity and the demands of integrating multi-modal imprecise information [93].

However, human cognitive system is extremely good at visual search [94] and finding objects/entities (i.e., good at ontologies – a set of concepts and categories that shows their properties and the pairwise relations) leading to good performance in languages. Humans also have a sparse but adequate understanding of physical reality and causality, which leads to data processing efficiencies in their generalization capacities, forming learned world-models to be usually reasonable and in congruence with the required tasks. They are also good at grounding the language with mental simulations. Human perception is largely organized around objects—primarily within three dimensions. These objects serve as the building blocks of higher cognition, supporting language, planning, and reasoning. Conceiving the world as separable parts that can be independently processed and recombined allows humans to generalize far beyond direct experience.

Let us consider our question with respect to the three rungs of the ladder of causation [95]: (1) The initial stage involves the extraction of meaningful correlations from real-world representations through observation. This endeavor aims to estimate the conditional expectations of events, thereby forming crucial associations. (2) The subsequent stage involves engaging with the environment using an accurate world model that might be formed partially in the previous rung. Interactions in this phase result in alterations to the characteristics of objects that are inherently linked or correlated, either directly or through other dependent or confounding variables. Interventions, occurring over time, engender a sequence of actions and reactions that are conducive to causal reasoning. (3) The final stage of the ladder, termed *counterfactual thinking*, necessitates envisioning alternative scenarios, evaluating them, and adjusting accordingly. This aspect requires imagining changes and their repercussions without active intervention, highlighting counterfactuality as one of humanity’s most demanding cognitive abilities: predictive reasoning.

3) *Modularity and Robustness*: Modularity is assumed to be beneficial to develop a robust brain against internal as well as external perturbations. Biological individual differences suggest the mandatory modular organizations for the robustness of persistent activity to various perturbations [96]. Modularity does not typically form in computational models with standard training and architectures. However, modularity can be enforced through various approaches such as changing the training or the optimization process. For instance, biomimetic training is shown to demonstrate more robust behavior under out-of-distribution scenarios (see Fig. 5.b). In addition, biologically plausible optimizations provide robustness and seem to allow the emergence of invariant representations more quickly [97].

One way to achieve robustness in recognition tasks is to retain information in a redundant and distributed manner. A widely accepted assumption is that distributed information leads to robustness to internal and external perturbations, whereby lost or corrupt information in one brain region can be compensated for by redundant information in other regions [98]. Redundant modular representations might naturally emerge in neural network models that could learn robust dynamics [96] as long as

TABLE II: Comparison of MLA-based models v.s. conventional architectures on major language benchmarks (MMLU, DROP, IF-Eval, GPQA) and efficiency metrics. The information is gathered from technical reports [69], [101], HuggingFace, etc.

Model	Params	Atten.	MMLU	DROP	IF-Eval	GPQA	KV / Thr.
DeepSeek-V2 (MoE)	236B (21B active)	MLA	78.2	83.0	—	35.3	-93.3%, 5.76×
DeepSeek-V3 (MoE)	671B (37B active)	MLA	88.5	91.6	86.1	59.1	—
LLaMA-3.1-70B (Instr.)	70B	GQA	79.3	79.6	87.5	46.7	0%, —
LLaMA-2-7B (TransMLA)	7B	MLA (conv.)	≈ orig. level	—	—	—	-93%, 10.6×
LLaMA-4 (MoE, Maverick)	400B (17B active)	GQA	85.5	—	—	73.5	—
GPT-4o	≈ 200B	Dense	87.2	—	84.3	49.9	0%, —
Claude-3.5 Sonnet	≈ 175B	Dense	88.3	87.1	86.5	65.0	0%, —
Mistral 7B	7B	Dense	60.1 (public)	—	—	—	0%, —
Mixtral 8×7B	47B (12B active)	MoE (dense att)	70.6 (public)	—	63.1	—	—

such representations can be retained in later stages of training. Indeed, developing modularity might allow learned features to be frozen and the rest of the other hardware could be used to learn new tasks allowing learning rates to change over time for different parameters of the neural system [99]. Modularity can enhance robustness to external perturbations, though robust systems do not always exhibit modular organization.

Having observed biologically inherent modularity naturally encourages researchers to investigate the architectural changes required for machines to acquire human-like robustness, which can be provided by, for instance, the brain’s functional modularity. For instance, MoE architectures [68] coupled with Multi-head Latent Attention (MLA) [100] or variants (GQA), used in DeepSeek [69] or Llama-4 [101], could replace dense feed-forward layers with dynamic expert routing, forming inherent modularity and activating specialized sub-networks per input. The combination of MLA/GQA and MoE forms an efficient architecture by tackling memory and computation bottlenecks in LLMs. MoE uses sparse activation, routing tokens to a few specialized “experts”, enabling scaling to trillions of parameters at low inference cost. MLA compresses the Key-Value (KV) cache via low-rank factorization, allowing very long context windows with minimal memory. Together, MLA’s memory savings support more MoE experts. Benchmark results are given in Table II.

4) *Missing elements towards achieving Human-level AI:* Without higher level abstractions, counterfactuality, predictive and commonsense reasoning and explicit compositionality, it is almost impossible to achieve or get to human-level AI in the near future. This corollary summarizes the main elements missing in any design towards achieving human-level capabilities [25], [102]. AI with commonsense should interpret everyday situations and make decisions using implicit knowledge humans take for granted. As noted in [25], this entails building representations of core constructs such as time, space, causality, and modeling interactions between physical objects and humans.

Tools for few-shot generalization (without exponentially increasing the training data size) [103], must be totally different than what the AI community is focusing on/and may require the next breakthrough in science and engineering. One approach to achieve such immediate generalization might be *biological plausibility*, which is often exercised by the research community in diverse ways including the modifications of neural structure [104], inductive bias, training regimen [105] or activation patterns. In our context, biological plausibility refers to how closely ANNs mimic the structure and function of biological neural systems, like spiking neurons in the human brain [106]. This involves replicating neural architecture, using local learning rules akin to Hebbian learning [107], incorporating modification thresholds, learnable activation functions and dynamics, similar to biological neurons, achieving energy efficiency and providing a plausible explanation for synaptic scaling [108]. However, biological plausibility must be understood in the context of the scale at which learning is considered. For instance, if a deep network is viewed as an unrolled recurrence in the brain, an argument can be made in favor of its biological plausibility [16]. Conversely, when examining fundamental operations such as convolutions and BP for parameter optimization, an argument can easily be made against their biological plausibility [109].

Training spiking networks at scale remains an open engineering problem (surrogate gradients, non-differentiable updates), which limits their immediate applicability to very large problems despite their theoretical energy/latency benefits. It is also worth reconsidering the biological plausibility of core deep network operations such as convolutions, activation functions, and optimization rules. A key feature of convolutions in vision—weight sharing—is absent in biological networks [110]. Attempts to relax this via locally connected networks generally underperform in large-scale architectures and high-class categorizations [111], [112]. Biologically plausible networks can enhance interpretability, robustness, adaptability, and energy efficiency. However, plausibility alone does not guarantee behavioral similarity nor does it ensure better performance, which depends on task complexity, generalization, and learning efficiency. Full behavioral mimicry requires broader considerations of intelligence and adaptability beyond structural and functional resemblance.

Another missing item is the compositional understanding of symbol-like entities. This encompasses the ability to recognize and represent objects not merely as isolated entities but as components of larger, inter-related structures. In biological systems, this compositional understanding allows hierarchical processing of sensory information [113], enabling scene perception, contextual understanding, and recognition of relationships between objects and their affordances. Incorporating this compositionality into ANNs could enhance their ability to generalize from limited data, perform complex reasoning, and interact more effectively with dynamic, multifaceted environments. One particular computational manifestation of increased compositional understanding

could be attributed to effective receptive fields of the stacked layers in CNNs [114], which could potentially be achieved either through using larger kernel sizes in convolutional layers [115] or deeper architectures with smaller kernel sizes (e.g., ResNet etc.). Abstraction and compositionality must support reasoning under incomplete knowledge, while human-inspired learning systems continually integrate new information to foster deeper understanding for AGI. Structural parallels to human anatomy can further promote explainability and interpretability, enabling AI to justify its actions in ways comprehensible to humans. Such transparency is especially necessary in mission-critical domains such as healthcare, where understanding AI-driven decisions can markedly be vital.

Another Interpretation/implementation of learning in recent neural network models is yet another barrier [82]. While BP may not be biologically plausible, the principles underlying BP can inspire the development of biologically plausible learning algorithms. Mechanisms such as *feedback alignment* (FA), burst propagation, and predictive coding offer promising alternative pathways for approximating the learning capabilities in biological networks. The work by Lillicrap et al. [116] highlights the importance of these alternative mechanisms, bridging the gap between computational models and biology.

As AI systems increasingly assume mission-critical roles, ensuring their safety, security, and robustness against adversarial attacks, failures, and intrusions has become a central research priority. This involves methods for verifying and validating AI behavior and mitigating deployment risks. Some argue that missing elements may include self-awareness and self-assessment. Yet, the conceptualization of consciousness in AI remains one of the most elusive goals [117]. Whether artificial entities could ever possess subjective experiences, such as a sense of safety, is still unknown. Attempts at mathematical modeling [118] have so far failed to account for the full spectrum of human conscious experience.

B. Challenges and Obstacles

AI systems are expected to hold up ethical principles and societal values as part of their design and ensure that algorithms adopt fair, transparent, and unbiased behavioral characteristics. This undertaking involves navigating issues such as privacy, accountability, and the long-term impact of AI on biological intelligence, employment and other dynamics of society at large. It is clear that the next generation AI and its implementation will generate significant societal impacts, necessitating moderation, governance and legislative regulations.

Training FMs and enhancing their ability to generalize knowledge across different domains/tasks through specialized fine tunings (transfer learning) is another major challenge. This adaptation to novel circumstances involves enabling FMs to learn novel concepts from only a few examples (a.k.a. few-shot learning [103]), leveraging previously acquired knowledge to solve new problems more efficiently. However, as with modeling many cognitive faculties of the brain for real-world problem solving, no widely accepted mathematical model of transfer learning links out-of-distribution generalization to the minimum number of parameters needed for updates. Accomplishing such a goal involves many genuine techniques that would make machines look like humans. Of such mechanisms, meta-learning [119] and self-supervised learning [120] are the two other critical areas of HIns AI research. Developing AI systems that can learn to learn, adapt, and improve over time through meta-learning techniques are desirable properties of the future generations of AI technology.

Integration with physical bodies (embodiment) and sensory capabilities to enable interaction with the physical world is another significant challenge. The “embodied intelligence” [121] involves understanding how intelligent behavior emerges from the complex interplay between an agent’s hardware components, the implementation of the software logic and its interactions with the dynamic environment. Achieving this multi-modal integration is crucial for performing complex tasks requiring learning based on sensorimotor skills [122].

C. Transferability of human-specific attributes to machines

To transfer a uniquely human attribute—such as ethics, aesthetics, consciousness, morality or trust—it is essential to define these attributes using clear and specific language. Without a clear systematic description, it would be challenging to have a common consensus on their meanings. However, creating a common ground entails improving the specificity of their mathematical definitions [123]. The difficulty of creating mathematical definitions is partly due to the noisy nature of their evolutionary development. In fact, the imprecision in the development of such human attributes can be shown to be beneficial in accurate and robust decision-making processes.

1) *The role of imprecise nature of perception in learning:* Humans have evolved to rely on approximate reasoning to navigate uncertainty, enabling flexible responses to imprecise or ambiguous information. In interpreting social cues, making ethical judgments, or appreciating humor, they often operate through subjective interpretation rather than absolute precision. Such traits—ethics, aesthetics, humor, and others—are integral to human cognition and shape how people perceive and interact with the world [124], [125]. There is a compelling rationale for incorporating the modeling and processing of imprecise information into learning and expert systems. By doing so, we can better emulate the complex, layered, and often ambiguous ways in which human reasoning operates. For example, embedding the ability to handle imprecise information in AI systems, such as virtual assistants, can enhance their responses to human emotions, support ethical decision-making, and generate humor more naturally and relatably.

Moreover, embracing the nuances of imprecision in AI models aligns with a broader movement in cognitive science that recognizes the value of “fuzzy” logic and probabilistic reasoning as closer approximations to human thought processes [126].

Source: AI Index, 2025 | Chart: 2025 AI Index report

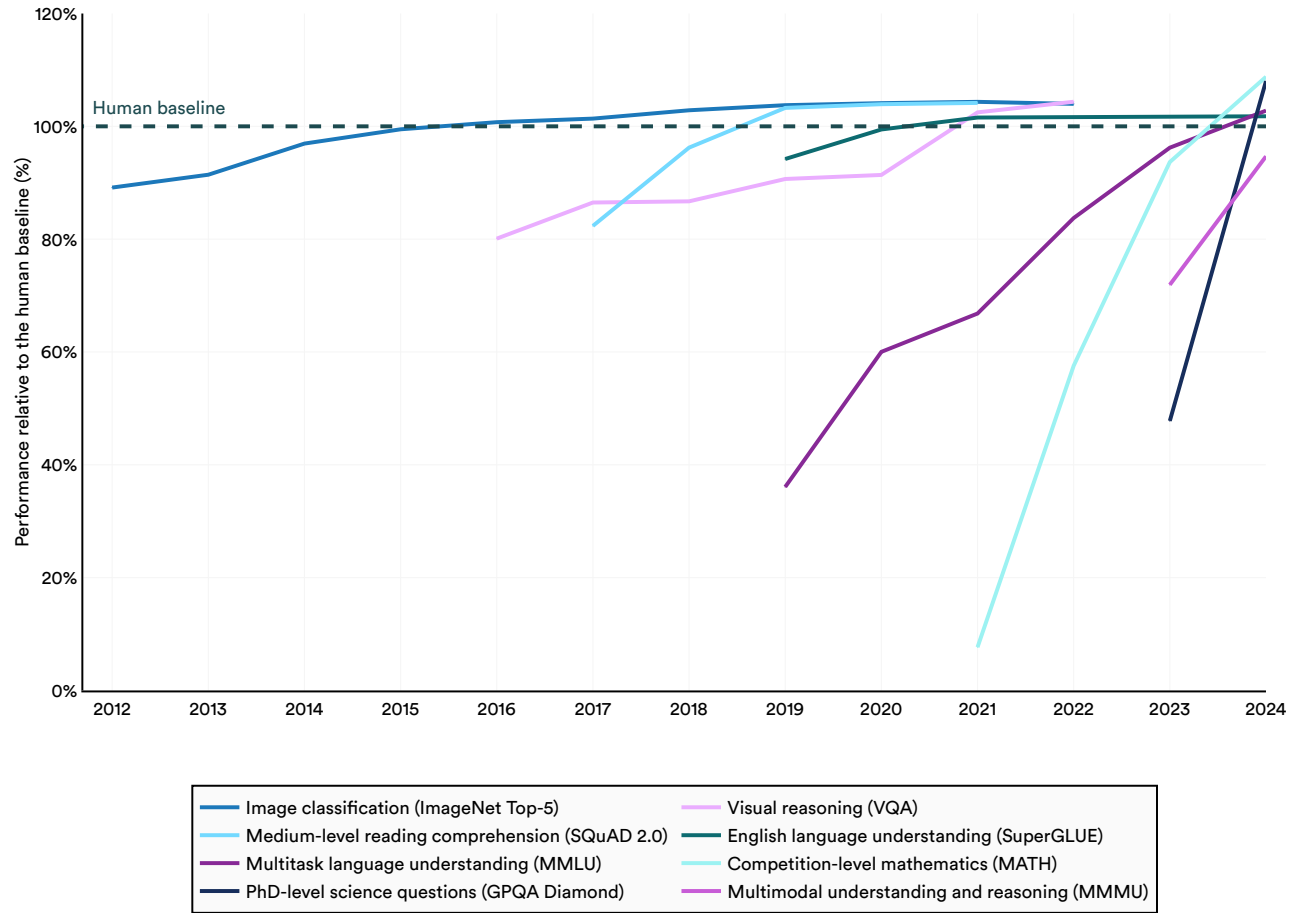


Fig. 7: Select AI Index technical performance benchmarks v.s. human performance. Source: AI Index, 2025 (AI Index Report). Available from: <https://aiindex.stanford.edu/report/>

This approach not only enhances AI robustness in real-world complexities but also enables new directions such as multi-modality model development and multitasking. In summary, modeling imprecision seeks not merely to replicate human reasoning but to enrich AI's capacity to engage with the subtle dimensions of 3D world models and human experience.

2) *The effect of neuroscience studies for real-world stimuli:* Traditional neuroscience experiments are typically conducted in highly controlled laboratories. While such settings are invaluable for testing isolated hypotheses and uncovering fundamental neural mechanisms, they often fail to capture the complexity of real-world experiences. Incorporating real-world stimuli—through multisensory signals and diverse confounds—can therefore enhance the ecological validity of neuroscience studies [77].

By designing experiments that more closely mirror the diverse and dynamic conditions encountered in everyday life, researchers can gain a deeper understanding of how the brain processes the rich tapestry of sensory information received on a daily basis. For example, instead of presenting isolated visual or auditory cues, experiments can immerse participants in VR/AR scenarios that combine synchronized sights, sounds, and tactile feedback—more closely approximating real-world interactions and yielding richer data for Brain-Computer Interfaces (BCIs) [127]. This approach provides insights into how different sensory modalities interact in the brain and reveals how contextual factors, such as distractions or emotional states, influence perception and decision-making.

Furthermore, studying the brain's response to realistic stimuli can uncover how neural processes adapt to unpredictable environments. Such research directly confronts higher-order cognition—attention, memory, problem-solving—constantly tested by the richness of real-world demands. Escaping the constraints of impoverished lab tasks allows neuroscience to uncover how the brain so admirably winnows, combines, and deciphers the information we are confronted with daily. Ultimately, this shift towards realistic experimental paradigms could transform our understanding of brain function, revealing how neural circuits support adaptive behavior under continuous multi-modal sensory input. This may enable more effective interventions to enhance cognitive function in daily life, from educational tools to BCIs [127], [128].

D. Alignment of SoTA approaches with HIns/HAss AI

Today's AI models exceed humans in a number of intellectual tasks, as outlined in Fig. 7. Yet, these models are useful in closed and regulated application domains, successfully addressing the specific task requirements [129]. There are various angles of criticism, including algorithmic bias, ethical concerns, safety issues, over-reliance, impact on creativity development, among others [80]. Instead of detailing each critical point, we examine the alignment of current models with hardware, the architectures built around it, and the learning schemas that generate the software in the following subsections. We shall start considering the effect of the today's hardware architectures on AI system development.

1) *The influence of the architecture of today's computational models:* Let us begin by considering Marr's three levels which states that any complex information processing machine must be interpreted through the lens of three levels of organization [105]:

- **Computational theory:** Goal and appropriateness of the computational logic or strategy.
- **Representation and algorithm:** Representation for the I/O and how the algorithm transform one to the other.
- **Hardware and implementation:** The physical implementation of the algorithm.

Marr's approach argues that complex systems form a hierarchy where each level consists of composites of the entities at a lower level. These systems can be interpreted at various levels, e.g. biochemical, cellular, psychological in organisms or logical gates, machine language, functionals in computers. Higher-level explanations allow for generalizations across different underlying physical structures. This means we can predict behaviors without detailed knowledge of the underlying components, like predicting genetic traits without knowing DNA specifics or predicting a computer's output without understanding the properties of semiconductors. The power of higher-level explanations lies in their ability to offer reasonable predictions with less detailed information about the system's behavior. They attain generality by emphasizing subsystem input–output functions rather than the significance of their internal mechanisms.

The success of modern AI largely depends on data representations and algorithmic advances, as seen in neural networks enabled by methods such as Bayesian updates, gradient descent, and probabilistic approaches. The main medium is silicon-based transistor logic employing Von Neumann architectures, characterized by large, inactive memory and minimal state within the central processing unit. Due to the significant bottleneck posed by solo processors and slow memory for real-life workloads, parallel architectures have garnered traction, enabling independent logic to be executed concurrently. Consequently, many AI development efforts focus on enhancing the efficiency of parallel architectures for training. A prominent example is the transformer models, which are far more parallelizable than CNNs [81], [100]. Obviously, such a bias leads to a broad range of changes in the way the algorithms are designed, ultimately changing the implementation details of intelligence on silicon.

Decoupling the implementation from the set of required computations for visual perception should enable the development of human-like AI on silicon without any fundamental limitations. However, this assumption hinges on a complete understanding of the computations needed for visual perception. Once the computational steps underlying perception are fully understood, they could be implemented to achieve human-like interpretations. Yet the biological computation framework remains unresolved, and we often depend on neural models to study complex systems. Consequently, interpretations of biological learning are closely tied to hardware design, including architecture, power use, and data handling.

One of the key distinctions between biological and machine intelligence lies in the hardware-software pairing. Abstraction across layers allows modular construction but makes debugging and tracing failures more difficult. With more data and models, machine intelligence needs exponentially more resources for learning and yet needs less in terms of storing and shipping knowledge across digital hardware, reflecting its decoupled nature. In other words, the resource-intensive learning process can be executed once and then transferred or specialized. By contrast, human intelligence is tightly coupled with biological hardware, which provides physiological advantages but requires each system to be trained from scratch with innate knowledge architecturally embedded and less transferable.

2) *Model Architecture and Learning:*

a) *Model Architecture:* In the evolving landscape of modern ML models in CV, CNNs and the Vision Transformer (ViT) stand out as two of the most impactful approaches, each offering distinct architectural and representational features [130]. While CNNs have long dominated tasks like object detection and image classification, recent advancements in (multi-head) attention-based Transformer architectures, particularly ViT [131], challenge the conventional reliance on convolutions in CV. Despite the recent work [132] on the expressive equivalence of naive convolutions and the implementation of attention mechanisms, the advent of transformer's internal components points at alternative feature extraction techniques which may or may not align with the brain's intricate processing of objects.

CNNs have long been the standard for CV tasks, with much effort devoted to understanding their representations on datasets like ImageNet [10]. Diagnostic datasets such as Stylized ImageNet [133] and CIFAR10-c/100-c [134] have further revealed model biases—for instance, large pre-trained CNNs tend to favor texture over shape, unlike human categorization [133]. Like human vision, CNNs excel at capturing local patterns and show translation invariance, making them robust to changes in object position and orientation. Their layered architecture is also somewhat interpretable: early layers capture simple features (edges, textures), while deeper ones represent complex and discernible patterns [135]. Although weight sharing improves memory efficiency, optimizing over the entire image space remains restrictive, and fixed input size is yet another limitation. The static

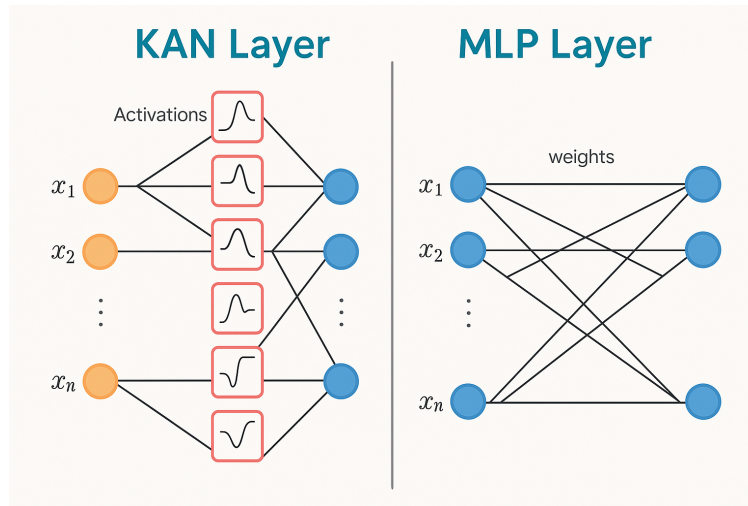


Fig. 8: Comparison between MLP v.s. KAN layer. While the edges of MLP just hold one weight, the edges of KAN hold more parameters because of splines.

nature of CNN's layered structure and optimization (learning) are nowhere near how the brain operates, and is developmentally structured and trained.

Recently, the landscape has shifted with the emergence of Transformer-based variants such as the ViT [131], [136], demonstrating notable flexibility and effectiveness across domains including time-series analysis and natural language processing. These architectures now serve as the foundation of large-scale models [82], supported by distributed computational infrastructures. ViTs capture global dependencies in visual data by representing images as sequences of patches, thereby enabling more effective modeling of long-range interactions. This patch-based representation is inherently scalable, as high-resolution images can be processed without recursive compute cycles, while workload independence makes the approach fit for parallel execution.

Transformers in CV enhance adaptability and enable more effective modeling of long-range dependencies. Superiority of Transformers is largely credited to their self-attention-like architecture which might not necessarily be biologically plausible. Despite limited biological plausibility, such architectures dominate benchmarks due to scalability, parallelism on current hardware, and effective long-range modeling. There have been many attempts to improve the effective receptive field size of these networks to compensate for the long range dependencies [115]. In fact, in [137], authors highlight three highly effective architecture designs for boosting robustness: (1) patchifying input images, (2) leverage of larger kernels and (3) reducing activation/normalization layers. Although attention-based activations are general and can implement convolution, their presence seems to be optional to ensure robustness in various tasks of categorization and recognition. These findings collectively indicate that there are likely several architectures for specific biologically plausible functionalities. Indeed, a few published works already argue that biological plausibility i.e., neurons can perform attention-like computations through short-term, Hebbian synaptic potentiation [138].

Optimized inference techniques, such as DeepSeek's hybrid bottom-up query compression and top-down adaptive caching, reflect human perceptual hierarchies [69]. These methods merge raw sensory-like data processing (bottom-up) with knowledge-driven filtering (top-down), similar to how the brain integrates sensory input with context. In addition, the Mixture of Experts and its gating network act as a top-down controller, dynamically selecting the right subset of experts—a computational analog of attention in biological systems.

b) Model Learning: Evolution as a computational method for biological optimization uses evolutionary algorithms to tackle complex, often constrained problems. These algorithms mimic processes like mutation, crossover, and selection to gradually improve solutions, applying biological principles to find optimal or near-optimal configurations in domains such as genetics, neural networks, and ecology. By leveraging the efficiency and adaptability of evolution, this approach addresses intricate challenges in biochemical mechanisms and computational biology.

Although BP is not necessarily the right direction to attain biological plausibility [139], it is a good idea to leverage the main properties of ecosystems in building computational tools to solve complex problems [140]. The possibility of inserting ecological elements in the optimization process is important in the development of new biologically plausible hybrid systems.

3) *Comments on building blocks (MLP, KAN and beyond):* The Multi-Layer Perceptron (MLP) [141] is a widely adopted model to simulate biological information processing through continuous approximation mechanisms. In other words, it is a crude representation of high-level functionalities of synapses and axons/dendrites in the human brain, making it easier to apply calculus rules and to implement learning on digital hardware with the available instruction sets. The generalized use cases of MLP consists of multiple layers of interconnected nodes, or so called neurons, where each neuron performs a weighted linear

sum of its inputs followed by a non-linear activation function as shown in Fig. 8. Universal Approximation Theorem (UAT) [142] enables MLPs to approximate any arbitrary non-linear continuous function by learning and modeling complex patterns and relationships.

The Arnold–Kolmogorov (AK) theorem shows that any multivariate function can be expressed as a sum of univariate functions, providing the foundation for Kolmogorov–Arnold Networks (KANs) [143]. KANs apply this principle to approximate complex functions with fewer parameters, replacing traditional weighting with spline-based activations for potentially more efficient architectures (see Fig. 8).

UAT and AK theorems offer alternative approaches to multivariate function approximation and have inspired hardware designs aimed at emulating biological information processing. Correspondingly, MLPs and KANs represent related but distinct architectures: MLPs emphasize linearity, flexibility, and generalization with large datasets, whereas KANs exploit edge non-linearity to optimize representation and efficiency. Although KANs may reduce parameter counts, two observations follow: (1) MLPs with learnable activation functions expressed as spline sums can approximate KAN activations; (2) this equivalence implies that challenges in MLPs, such as the curse of dimensionality, would naturally extend to KANs.

Theoretical equivalence does not necessarily translate into identical practical implementations with respect to power consumption, parameter optimization, training and implementation complexities. For instance, hardware implementations optimized for spline activations allow hardware to handle non-linearity while software executes higher-level linear sums, enabling digital-friendly complex operations. These instruction-level couplings may further optimize power consumption, transistor counts per bit, and response latency.

4) *Texture/Shape Bias and Fine-Tuning*: An exploration into shape bias reveals that ViT tends to align more closely with human-like error consistency when fine-tuned [131]. In contrast, ResNet exhibits a less human-like error distribution. Data augmentation reshapes model representations (via stylized datasets), impacting their similarity to human behavior. While Transformers, e.g., ViT, showcase superior accuracy, and exhibit a higher shape bias, contrary to most CNNs usually being texture-biased [130], [137]. ViT trends behave like a human, which could be due to diminished influence of inductive bias. However, a drawback arises with ViTs [144] as they necessitate a significant volume of data for training to achieve competitive accuracy, contrasting sharply with the lower data requirements in humans.

V. FINAL THOUGHTS AND DISCUSSIONS

To elaborate on the strategic role of humans in AI development, we primarily need to analyze the sources of current AI hype. From our observation, there are at least two major domains where AI competes with and sometimes surpasses human performance: (1) Controlled tasks/applications, such as DeepMind’s AlphaGo [145], powered by reinforcement learning, operates in closed-ended domains, relying on surface correlations and rule-based equations that can be reasonably defined. This resembles earlier “first-generation” AI [102], where symbolic objects were used to model realism and solve problems within defined boundaries. Unlike classical reinforcement learning, RLHF makes humans part of the reward loop, enabling FMs to internalize complex, subjective human preferences that cannot be captured by fixed reward functions and widening their applicability beyond rule-based domains. (2) Lower-dimensional realisms or symbolic formal systems, found in human constructs like language, drawings, and other expressive forms of thought and emotion. These cognitive models are projections of external realism—a highly complex, multi-dimensional process that may be impossible to fully model. Literature often distinguishes between closed-ended domains (e.g., rule-based games, object and speech recognition) and open-ended domains, where intelligence develops into common sense.

As we move to lower-dimensional projections of 3D realism, objects within it (e.g., words, numbers) show more correlative structure or discernible patterns, making them easier to conceptualize as “correlations.” This risks misunderstandings that can appear as spurious correlations [146]. In simplifying complex phenomena and their brain representations, we reduce dimensionality to increase surface correlations. This, however, leads to the removal of causality, common sense, counterfactual reasoning, and comprehensive perception—e.g., the higher-dimensional understanding of realism, interactions and internal models of external phenomena.

Despite this, the strong performance of computational frameworks led many researchers to view incorporating human expertise into ML as undesirable, potentially introducing bias or dishonesty [147]. In fact, they proposed that a sizable portion of the ML community would be greatly aided if common sense could be inferred from large-scale plethora of research with minimal prior information from a human model. This trend might be the reason for the emergence of self-supervised, self-motivated or self-improving ML [148]. This new trend represents the sheer desire of many AI leaders to search for alternative intelligences that could have better shortcuts compared to the evolutionary trajectory of human intelligence development for convergence to an equilibrium: Reaching a level of *super-human intelligence*. Conversely, RLHF illustrates how human involvement can improve alignment and safety without stifling scalability, highlighting that reducing human input might not be the only viable trajectory.

We hypothesize that bio-inspired AI has greater potential to be ethical, fair, and less judgmental. Models rooted in biological systems, whose functional anatomy is well understood, may naturally embody fairness and reduced bias through their emergent behavior. This assumes that a system’s architecture and functions shape its useful emergent traits. Drawing from biology, such

models might better align with ethical principles. A key reason is their relative comprehensibility: interpretability helps integrate fairness, ethics, and human values.

Human values arise from emergent behaviors shaped by the brain's unique anatomy and neural structure, so it's not surprising to expect similar traits in bio-inspired systems. This idea holds the view that the behavioral similarity could be coupled with the endogenous structural similarities. While other forms of intelligence may also show such traits, the chances are lower. Put simply, similar structures may yield similar functions under certain conditions—though research is needed to define those conditions and clarify how architecture couples with algorithms and applications.

Bio-inspired systems inherently possess a greater level of inductive bias, requiring fewer data samples for learning. While this might appear to limit the overall learning process, human values like fairness or ethical behavior can be guided by a limited number of examples throughout a lifetime, suggesting that the innateness could be driven largely by the structural properties. In essence, such values can be embedded by adjusting inductive bias and making structural changes to the architecture². In bio-inspired models, these modifications are generally easier than in systems built on entirely different forms of intelligence.

VI. CONCLUSION

Reflecting on the strategic role of humans in AI development, it is critical to examine the origins of current AI hype. This paper highlights two domains where algorithms have rivaled—and sometimes surpassed—human performance. The first involves controlled tasks, such as DeepMind's AlphaGo, where reinforcement learning excelled in closed systems by exploiting surface correlations and rule-based frameworks. This echoes the earlier, symbolic AI approaches that tackled intelligence within similarly constrained realisms. The second domain concerns lower-dimensional realities, where human constructs like natural language or symbolic systems—seen as projections of the 3D world—simplify complex phenomena into patterns. Yet in higher-dimensional, open-ended domains like common-sense reasoning, the difficulty of modeling becomes clear, exposing the limits of current AI, especially FMs.

Although many recent advances in computational frameworks take inspiration from human cognition and perception, there is a growing push to reduce human involvement in AI development, largely due to concerns about bias. This has led to self-supervised learning, aimed at achieving forms of intelligence that could even surpass humans. Yet, bio-inspired AI presents an appealing alternative. By leveraging the structures and functions of biological systems, it promises models that are more interpretable, ethical, fair, and inherently aligned with human values. Thanks to their strong inductive biases—closely matching how the real world is structured—these systems may require fewer data samples to learn ethical behaviors.

The hypothesis that similar structures yield similar functions underscores the promise of bio-inspired AI, where the link between architecture and functionality aligns more closely with human cognition. This ultimately makes it easier to embed ethical and moral considerations. As debates continue, bio-inspired approaches stand out as a promising avenue to balance computational efficiency with the human-specific attribute imperatives that should shape the path towards AGI.

REFERENCES

- [1] S. J. Russell and P. Norvig, *Artificial intelligence: a modern approach*. Pearson, 2016.
- [2] N. Jones, "AI now beats humans at basic tasks-new benchmarks are needed, says major report," *Nature*, vol. 628, no. 8009, pp. 700–701, 2024.
- [3] K. Sgantzios, S. Stelios, P. Tzavaras, and K. Theologou, "Minds and machines: evaluating the feasibility of constructing an advanced artificial intelligence," *Discover Artificial Intelligence*, vol. 4, no. 1, pp. 1–13, 2024.
- [4] B. Goertzel, "Artificial general intelligence: concept, state of the art, and future prospects," *Journal of Artificial General Intelligence*, vol. 5, no. 1, p. 1, 2014.
- [5] B. Goertzel and C. Pennachin, *Artificial general intelligence*, vol. 2. Springer, 2007.
- [6] S. Bubeck, V. Chandrasekaran, R. Eldan, J. Gehrke, E. Horvitz, E. Kamar, P. Lee, Y. T. Lee, Y. Li, S. Lundberg, *et al.*, "Sparks of artificial general intelligence: Early experiments with gpt-4," *arXiv preprint arXiv:2303.12712*, 2023.
- [7] J. H. Korteling, G. C. van de Boer-Visschedijk, R. A. Blankendaal, R. C. Boonekamp, and A. R. Eikelboom, "Human-versus artificial intelligence," *Frontiers in artificial intelligence*, vol. 4, p. 622364, 2021.
- [8] G. Salomon, D. N. Perkins, and T. Globerson, "Partners in cognition: Extending human intelligence with intelligent technologies," *Educational researcher*, vol. 20, no. 3, pp. 2–9, 1991.
- [9] L. M. Terman, "The uses of intelligence tests," *LM Terman, The measurement of intelligence*, pp. 3–21, 1916.
- [10] J. Deng, W. Dong, R. Socher, L.-J. Li, K. Li, and L. Fei-Fei, "Imagenet: A large-scale hierarchical image database," in *2009 IEEE conference on computer vision and pattern recognition*, pp. 248–255, Ieee, 2009.
- [11] J. Mehrer *et al.*, "An ecologically motivated image dataset for deep learning yields better models of human vision," *Proceedings of the National Academy of Sciences*, vol. 118, no. 8, p. e2011417118, 2021.
- [12] O. Vinyals, C. Blundell, T. Lillicrap, D. Wierstra, *et al.*, "Matching networks for one shot learning," *Advances in neural information processing systems*, vol. 29, 2016.
- [13] R. C. Anderson, J. A. Mather, and J. B. Wood, *Octopus: the ocean's intelligent invertebrate*. Timber Press, 2010.
- [14] S. Russell, "Human-compatible artificial intelligence.," 2022.
- [15] K. Davis *et al.*, "The theory of multiple intelligences," *Davis, K., Christodoulou, J., Seider, S., & Gardner, H.(2011). The Theory of Multiple Intelligences, Cambridge Handbook of Intelligence*, pp. 485–503, 2011.
- [16] Q. Liao and T. Poggio, "Bridging the gaps between residual learning, recurrent neural networks and visual cortex," *arXiv preprint arXiv:1604.03640*, 2016.
- [17] R. A. Brooks, "Intelligence without reason," in *The artificial life route to artificial intelligence*, pp. 25–81, Routledge, 2018.

²DeepSeek V2/V3 [69] showed how bio-inspired principles—modularity (MoE), memory efficiency (MLA), and hierarchical processing—reduce memory overhead and improve scalability. These brain-like parallels enable robust, energy-efficient AI without directly replicating biology.

- [18] P. H. Winston, *Artificial intelligence*. Addison-Wesley Longman Publishing Co., Inc., 1984.
- [19] S. Legg, M. Hutter, *et al.*, “A collection of definitions of intelligence,” *Frontiers in Artificial Intelligence and applications*, vol. 157, p. 17, 2007.
- [20] M. Hutter, *Universal artificial intelligence: Sequential decisions based on algorithmic probability*. Springer Science & Business Media, 2005.
- [21] A. Newell, “The knowledge level,” *Artificial intelligence*, vol. 18, no. 1, pp. 87–127, 1982.
- [22] L. Steels, “The origins of intelligence,” 1996.
- [23] T. Fel, I. Felipe, D. Linsley, and T. Serre, “Harmonizing the object recognition strategies of deep neural networks with humans,” *Advances in neural information processing systems*, vol. 35, p. 9432, 2022.
- [24] R. Pfeifer and J. Bongard, *How the body shapes the way we think: a new view of intelligence*. MIT press, 2006.
- [25] G. Marcus, “The next decade in ai: four steps towards robust artificial intelligence,” *arXiv preprint arXiv:2002.06177*, 2020.
- [26] M. Gori, L. Giuliana, G. Sandini, and D. Burr, “Visual size perception and haptic calibration during development,” *Developmental science*, vol. 15, no. 6, pp. 854–862, 2012.
- [27] C. Wan *et al.*, “An artificial sensory neuron with visual-haptic fusion,” *Nature Communications*, vol. 11, no. 1, p. 4602, 2020.
- [28] Y. Gao, L. A. Hendricks, K. J. Kuchenbecker, and T. Darrell, “Deep learning for tactile understanding from visual and haptic data,” in *2016 IEEE international conference on robotics and automation (ICRA)*, pp. 536–543, IEEE, 2016.
- [29] C. Wu *et al.*, “ π -Tuning: Transferring Multimodal Foundation Models with Optimal Multi-task Interpolation,” in *International Conference on Machine Learning*, pp. 37713–37727, PMLR, 2023.
- [30] M. Rescorla, “The computational theory of mind,” 2015.
- [31] A. Krizhevsky, I. Sutskever, and G. E. Hinton, “Imagenet classification with deep convolutional neural networks,” *Communications of the ACM*, vol. 60, no. 6, pp. 84–90, 2017.
- [32] K. He, X. Zhang, S. Ren, and J. Sun, “Deep residual learning for image recognition,” in *Proceedings of the IEEE conference on computer vision and pattern recognition*, pp. 770–778, 2016.
- [33] K. Zhang *et al.*, “Residual networks of residual networks: Multilevel residual networks,” *IEEE Transactions on Circuits and Systems for Video Technology*, vol. 28, no. 6, pp. 1303–1314, 2017.
- [34] D. Han, J. Kim, and J. Kim, “Deep pyramidal residual networks,” in *Proceedings of the IEEE conference on computer vision and pattern recognition*, pp. 5927–5935, 2017.
- [35] F. Yu, V. Koltun, and T. Funkhouser, “Dilated residual networks,” in *Proceedings of the IEEE conference on computer vision and pattern recognition*, pp. 472–480, 2017.
- [36] J. Behrmann, W. Grathwohl, R. T. Chen, D. Duvenaud, and J.-H. Jacobsen, “Invertible residual networks,” in *International conference on machine learning*, pp. 573–582, PMLR, 2019.
- [37] F. Fleuret, T. Li, C. Dubout, E. K. Wampler, S. Yantis, and D. Geman, “Comparing machines and humans on a visual categorization test,” *Proceedings of the National Academy of Sciences*, vol. 108, no. 43, pp. 17621–17625, 2011.
- [38] D. B. Fogel, *Evolutionary computation: toward a new philosophy of machine intelligence*. John Wiley & Sons, 2006.
- [39] N. Kasabov, “Evolving intelligence in humans and machines: Integrative evolving connectionist systems approach,” *IEEE Computational Intelligence Magazine*, vol. 3, no. 3, pp. 23–37, 2008.
- [40] L. Vogelsang, S. Gilad-Gutnick, E. Ehrenberg, A. Yonas, S. Diamond, R. Held, and P. Sinha, “Potential downside of high initial visual acuity,” *Proceedings of the National Academy of Sciences*, vol. 115, no. 44, pp. 11333–11338, 2018.
- [41] Y. Bengio, D.-H. Lee, J. Bornschein, T. Mesnard, and Z. Lin, “Towards biologically plausible deep learning,” *arXiv preprint arXiv:1502.04156*, 2015.
- [42] S. S. Arslan, M. Fux, and P. Sinha, “Distance vs resolution: Neuromapping of effective resolution onto physical distance,” *bioRxiv*, pp. 2023–08, 2023.
- [43] M. Groth, M. Fux, H. Jang, S. S. Arslan, W. Dixon, J. Munshi, and P. Sinha, “Comparing human face and body recognition at various distance and rotation viewing conditions,” in *Journal of Vision*, vol. –, pp. –, ARVO, Aug. 2024.
- [44] M. Fux, S. S. Arslan, H. Jang, X. Boix, A. Cooper, M. J. Groth, and P. Sinha, “Comparing humans and deep neural networks on face recognition under various distance and rotation viewing conditions,” in *Journal of Vision*, vol. 23(9), p. 5916, ARVO, Aug. 2023.
- [45] J. Massey, “Guessing and entropy,” in *Proceedings of 1994 IEEE International Symposium on Information Theory*, pp. 204–, 1994.
- [46] S. S. Arslan and E. Haytaoglu, “Guessing cost: Bounds and applications to data repair in distributed storage,” *IEEE Transactions on Information Theory*, vol. 70, no. 10, pp. 6757–6779, 2024.
- [47] S. Siuly, Y. Li, and Y. Zhang, “Eeg signal analysis and classification,” *IEEE Trans Neural Syst Rehabil Eng*, vol. 11, pp. 141–144, 2016.
- [48] F. Darvas, D. Pantazis, E. Kucukaltun-Yildirim, and R. Leahy, “Mapping human brain function with meg and eeg: methods and validation,” *NeuroImage*, vol. 23, pp. S289–S299, 2004.
- [49] P. Bellec, V. Perlbarg, S. Jbabdi, M. Péligrini-Issac, J.-L. Anton, J. Doyon, and H. Benali, “Identification of large-scale networks in the brain using fmri,” *Neuroimage*, vol. 29, no. 4, pp. 1231–1243, 2006.
- [50] L. Cao, D. Huang, Y. Zhang, X. Jiang, and Y. Chen, “Brain decoding using fnirs,” in *Proceedings of the AAAI Conference on Artificial Intelligence*, vol. 35, pp. 12602–12611, 2021.
- [51] A. Hintze and C. Adami, “Detecting information relays in deep neural networks,” *Entropy*, vol. 25, no. 3, p. 401, 2023.
- [52] R. C. Paollicelli *et al.*, “Synaptic pruning by microglia is necessary for normal brain development,” *science*, vol. 333, no. 6048, pp. 1456–1458, 2011.
- [53] O. Jinsi, M. M. Henderson, and M. J. Tarr, “Why is human vision so poor in early development? the impact of initial sensitivity to low spatial frequencies on visual category learning,” *bioRxiv*, 2022.
- [54] M. A. Shah and B. Raj, “Less is more: Training on low-fidelity images improves robustness to adversarial attacks,” 2022.
- [55] K. Keunen, S. J. Counsell, and M. J. Benders, “The emergence of functional architecture during early brain development,” *Neuroimage*, vol. 160, pp. 2–14, 2017.
- [56] L. M. Wierenga, M. P. van den Heuvel, S. Van Dijk, Y. Rijks, M. A. de Reus, and S. Durston, “The development of brain network architecture,” *Human Brain Mapping*, vol. 37, no. 2, pp. 717–729, 2016.
- [57] R. Setton, L. Mwilambwe-Tshilobo, M. Girn, A. W. Lockrow, G. Baracchini, C. Hughes, A. J. Lowe, B. N. Cassidy, J. Li, W.-M. Luh, *et al.*, “Age differences in the functional architecture of the human brain,” *Cerebral Cortex*, vol. 33, no. 1, pp. 114–134, 2023.
- [58] H. Noh, T. You, J. Mun, and B. Han, “Regularizing deep neural networks by noise: Its interpretation and optimization,” *Advances in neural information processing systems*, vol. 30, 2017.
- [59] M. Zhou, T. Liu, Y. Li, D. Lin, E. Zhou, and T. Zhao, “Toward understanding the importance of noise in training neural networks,” in *International Conference on Machine Learning*, pp. 7594–7602, PMLR, 2019.
- [60] K. Audhkhasi, O. Osoba, and B. Kosko, “Noise-enhanced convolutional neural networks,” *Neural Networks*, vol. 78, pp. 15–23, 2016.
- [61] W. J. Gutjahr and G. C. Pflug, “Simulated annealing for noisy cost functions,” *Journal of global optimization*, vol. 8, pp. 1–13, 1996.
- [62] H. Li, Z. Xu, G. Taylor, C. Studer, and T. Goldstein, “Visualizing the loss landscape of neural nets,” *Advances in neural information processing systems*, vol. 31, 2018.
- [63] S. S. Arslan, H. Jang, and P. Sinha, “Internal neural noise progression for emergent classification robustness,” in *Proceedings of the Conference on Cognitive Computational Neuroscience (CCN)*, 2024.
- [64] A. R. McIntosh, N. Kovacevic, S. Lippe, D. Garrett, C. Grady, and V. Jirsa, “The development of a noisy brain,” *Archives italiennes de biologie*, vol. 148, no. 3, pp. 323–337, 2010.
- [65] L. Gammaitoni, P. Hänggi, P. Jung, and F. Marchesoni, “Stochastic resonance,” *Reviews of modern physics*, vol. 70, no. 1, p. 223, 1998.

- [66] L. Kauffmann, S. Ramanoël, and C. Peyrin, “The neural bases of spatial frequency processing during scene perception,” *Frontiers in integrative neuroscience*, vol. 8, p. 37, 2014.
- [67] K. Petrini, A. Remark, L. Smith, and M. Nardini, “When vision is not an option: children’s integration of auditory and haptic information is suboptimal,” *Developmental science*, vol. 17, no. 3, pp. 376–387, 2014.
- [68] N. Shazeer, A. Mirhoseini, K. Maziarz, A. Davis, Q. Le, G. Hinton, and J. Dean, “Outrageously large neural networks: The sparsely-gated mixture-of-experts layer,” *arXiv preprint arXiv:1701.06538*, 2017.
- [69] A. Liu, B. Feng, B. Wang, B. Wang, B. Liu, C. Zhao, C. Dengr, C. Ruan, D. Dai, D. Guo, *et al.*, “Deepseek-v2: A strong, economical, and efficient mixture-of-experts language model,” *arXiv preprint arXiv:2405.04434*, 2024.
- [70] T. Brown *et al.*, “Language models are few-shot learners,” *Advances in neural information processing systems*, vol. 33, pp. 1877–1901, 2020.
- [71] H. Touvron, T. Lavril, G. Izacard, X. Martinet, M.-A. Lachaux, T. Lacroix, B. Rozière, N. Goyal, E. Hambro, F. Azhar, *et al.*, “Llama: Open and efficient foundation language models,” *arXiv preprint arXiv:2302.13971*, 2023.
- [72] S. Shankar *et al.*, “Who validates the validators? aligning llm-assisted evaluation of llm outputs with human preferences,” *arXiv preprint arXiv:2404.12272*, 2024.
- [73] A. Kalyanpur, K. Saravanakumar, V. Barres, J. Chu-Carroll, D. Melville, and D. Ferrucci, “Llm-arc: Enhancing llms with an automated reasoning critic,” *arXiv preprint arXiv:2406.17663*, 2024.
- [74] Z. Makhataeva, T. Akhmetov, and H. A. Varol, “Augmented-reality-based human memory enhancement using artificial intelligence,” *IEEE Transactions on Human-Machine Systems*, 2023.
- [75] J. Kaur, “Ai-augmented medicine: Exploring the role of advanced ai alongside medical professionals,” in *Advances in Computational Intelligence for the Healthcare Industry 4.0*, pp. 139–159, IGI Global, 2024.
- [76] M. Li, B. Zhong, E. Lobaton, and H. Huang, “Fusion of human gaze and machine vision for predicting intended locomotion mode,” *IEEE Transactions on Neural Systems and Rehabilitation Engineering*, vol. 30, pp. 1103–1112, 2022.
- [77] S. G. Shamay-Tsoory and A. Mendelsohn, “Real-life neuroscience: an ecological approach to brain and behavior research,” *Perspectives on Psychological Science*, vol. 14, no. 5, pp. 841–859, 2019.
- [78] J. C. Francken and M. Slors, “Neuroscience and everyday life: Facing the translation problem,” *Brain and Cognition*, vol. 120, pp. 67–74, 2018.
- [79] A. Krugliak and A. Clarke, “Towards real-world neuroscience using mobile eeg and augmented reality,” *Scientific Reports*, vol. 12, no. 1, p. 2291, 2022.
- [80] T. Hagendorff and K. Wezel, “15 challenges for ai: or what ai (currently) cannot do,” *Ai & Society*, vol. 35, pp. 355–365, 2020.
- [81] M. Shoyebi, M. Patwary, R. Puri, P. LeGresley, J. Casper, and B. Catanzaro, “Megatron-lm: Training multi-billion parameter language models using model parallelism,” *arXiv preprint arXiv:1909.08053*, 2019.
- [82] R. Bommasani, D. A. Hudson, E. Adeli, R. Altman, S. Arora, S. von Arx, M. S. Bernstein, J. Bohg, A. Bosselut, E. Brunskill, *et al.*, “On the opportunities and risks of foundation models,” *arXiv preprint arXiv:2108.07258*, 2021.
- [83] F. Zeng, W. Gan, Y. Wang, N. Liu, and P. S. Yu, “Large language models for robotics: A survey,” *arXiv preprint arXiv:2311.07226*, 2023.
- [84] M. I. Posner, S. E. Petersen, *et al.*, “The attention system of the human brain,” *Annual review of neuroscience*, vol. 13, no. 1, pp. 25–42, 1990.
- [85] A. Mishra, K. Dey, and P. Bhattacharyya, “Learning cognitive features from gaze data for sentiment and sarcasm classification using convolutional neural network,” in *Proc. of the 55th Annual Meeting of the Assoc. for Comp. Linguistics*, pp. 377–387, 2017.
- [86] W. Xiao, H. Chen, Q. Liao, and T. Poggio, “Biologically-plausible learning algorithms can scale to large datasets,” *arXiv preprint arXiv:1811.03567*, 2018.
- [87] L. Zhao, L. Zhang, Z. Wu, Y. Chen, H. Dai, X. Yu, Z. Liu, T. Zhang, X. Hu, X. Jiang, *et al.*, “When brain-inspired ai meets agi,” *Meta-Radiology*, p. 100005, 2023.
- [88] Y. Attal, M. Bhattacharjee, J. Yelnik, B. Cottureau, J. Lefèvre, Y. Okada, E. Bardinet, M. Chupin, and S. Baillet, “Modelling and detecting deep brain activity with meg and eeg,” *Irbm*, vol. 30, no. 3, pp. 133–138, 2009.
- [89] E. Bullmore and O. Sporns, “Complex brain networks: graph theoretical analysis of structural and functional systems,” *Nature reviews neuroscience*, vol. 10, no. 3, pp. 186–198, 2009.
- [90] N. Kriegeskorte, “Deep neural networks: a new framework for modeling biological vision and brain information processing,” *Annual review of vision science*, vol. 1, no. 1, pp. 417–446, 2015.
- [91] A. Haber and E. Schneidman, “Learning the architectural features that predict functional similarity of neural networks,” *Physical Review X*, vol. 12, no. 2, p. 021051, 2022.
- [92] A. A. Bharath and M. Petrou, *Next generation artificial vision systems: Reverse engineering the human visual system*. Artech House, 2008.
- [93] A. Gopnik, A. N. Meltzoff, and P. K. Kuhl, *The scientist in the crib: Minds, brains, and how children learn*. William Morrow & Co, 1999.
- [94] M. P. Eckstein, “Visual search: A retrospective,” *Journal of vision*, vol. 11, no. 5, pp. 14–14, 2011.
- [95] C. Moruzzi, “Climbing the ladder: How agents reach counterfactual thinking,” in *Proceedings of the 14th International Conference on Agents and Artificial Intelligence (ICAART 2022)-Volume 3*, pp. 555–560, SCITEPRESS, 2022.
- [96] G. Chen, B. Kang, J. Lindsey, S. Druckmann, and N. Li, “Modularity and robustness of frontal cortical networks,” *Cell*, vol. 184, no. 14, pp. 3717–3730, 2021.
- [97] K. O. Stanley, J. Clune, J. Lehman, and R. Miikkulainen, “Designing neural networks through neuroevolution,” *Nature Machine Intelligence*, vol. 1, no. 1, pp. 24–35, 2019.
- [98] D. G. Barrett, S. Deneve, and C. K. Machens, “Optimal compensation for neuron loss,” *Elife*, vol. 5, p. e12454, 2016.
- [99] J. Kirkpatrick, R. Pascanu, N. Rabinowitz, J. Veness, G. Desjardins, A. A. Rusu, K. Milan, J. Quan, T. Ramalho, A. Grabska-Barwinska, *et al.*, “Overcoming catastrophic forgetting in neural networks,” *Proceedings of the national academy of sciences*, vol. 114, no. 13, pp. 3521–3526, 2017.
- [100] A. Vaswani, “Attention is all you need,” *Advances in Neural Information Processing Systems*, 2017.
- [101] Meta AI, “The llama 4 herd: The beginning of a new era of natively multimodal intelligence,” <https://ai.meta.com/blog/llama-4-multimodal-intelligence/>, Apr. 2025. [Online; accessed 11-Sep-2025].
- [102] B. Zhang, J. Zhu, and H. Su, “Toward the third generation artificial intelligence,” *Science China Information Sciences*, vol. 66, no. 2, p. 121101, 2023.
- [103] Y. Wang, Q. Yao, J. T. Kwok, and L. M. Ni, “Generalizing from a few examples: A survey on few-shot learning,” *ACM computing surveys (csur)*, vol. 53, no. 3, pp. 1–34, 2020.
- [104] B. Illing, W. Gerstner, and J. Brea, “Biologically plausible deep learning – but how far can we go with shallow networks?,” *Neural Networks*, vol. 118, pp. 90–101, 2019.
- [105] D. Marr, *Vision: A computational investigation into the human representation and processing of visual information*. MIT press, 2010.
- [106] A. Taherkhani, A. Belatreche, Y. Li, G. Cosma, L. P. Maguire, and T. M. McGinnity, “A review of learning in biologically plausible spiking neural networks,” *Neural Networks*, vol. 122, pp. 253–272, 2020.
- [107] W. Gerstner and W. M. Kistler, “Mathematical formulations of hebbian learning,” *Biological cybernetics*, vol. 87, no. 5, pp. 404–415, 2002.
- [108] G. G. Turrigiano and S. B. Nelson, “Homeostatic plasticity in the developing nervous system,” *Nature reviews neuroscience*, vol. 5, no. 2, pp. 97–107, 2004.
- [109] Stork, “Is backpropagation biologically plausible?,” in *International 1989 Joint Conference on Neural Networks*, pp. 241–246, IEEE, 1989.
- [110] S. Grossberg, “Competitive learning: From interactive activation to adaptive resonance,” *Cognitive science*, vol. 11, no. 1, pp. 23–63, 1987.
- [111] S. Bartunov *et al.*, “Assessing the scalability of biologically-motivated deep learning algorithms and architectures,” *Advances in neural information processing systems*, vol. 31, 2018.

- [112] B. Neyshabur, “Towards learning convolutions from scratch,” *Advances in Neural Information Processing Systems*, vol. 33, pp. 8078–8088, 2020.
- [113] G. Deco and M. L. Kringelbach, “Hierarchy of information processing in the brain: a novel ‘intrinsic ignition’ framework,” *Neuron*, vol. 94, no. 5, pp. 961–968, 2017.
- [114] W. Luo, Y. Li, R. Urtasun, and R. Zemel, “Understanding the effective receptive field in deep convolutional neural networks,” *Advances in neural information processing systems*, vol. 29, 2016.
- [115] X. Ding, X. Zhang, J. Han, and G. Ding, “Scaling up your kernels to 31x31: Revisiting large kernel design in cnns,” in *Proceedings of the IEEE/CVF conference on computer vision and pattern recognition*, pp. 11963–11975, 2022.
- [116] T. P. Lillicrap, A. Santoro, L. Marris, C. J. Akerman, and G. Hinton, “Backpropagation and the brain,” *Nature Reviews Neuroscience*, vol. 21, no. 6, pp. 335–346, 2020.
- [117] P. R. Lewis *et al.*, “A survey of self-awareness and its application in computing systems,” in *2011 Fifth IEEE conference on self-adaptive and self-organizing systems workshops*, pp. 102–107, IEEE, 2011.
- [118] J. Kleiner, “Mathematical models of consciousness,” *Entropy*, vol. 22, no. 6, p. 609, 2020.
- [119] A. Vettoruzzo, M.-R. Bouguelia, J. Vanschoren, T. Rognvaldsson, and K. Santosh, “Advances and challenges in meta-learning: A technical review,” *IEEE Transactions on Pattern Analysis and Machine Intelligence*, 2024.
- [120] J. Gui, T. Chen, J. Zhang, Q. Cao, Z. Sun, H. Luo, and D. Tao, “A survey on self-supervised learning: Algorithms, applications, and future trends,” *IEEE Transactions on Pattern Analysis and Machine Intelligence*, 2024.
- [121] A. Gupta, S. Savarese, S. Ganguli, and L. Fei-Fei, “Embodied intelligence via learning and evolution,” *Nature communications*, vol. 12, no. 1, p. 5721, 2021.
- [122] D. M. Wolpert, J. Diedrichsen, and J. R. Flanagan, “Principles of sensorimotor learning,” *Nature reviews neuroscience*, vol. 12, no. 12, pp. 739–751, 2011.
- [123] M. Woodford, “Modeling imprecision in perception, valuation, and choice,” *Annual Review of Economics*, vol. 12, no. 1, pp. 579–601, 2020.
- [124] C. Findling, N. Chopin, and E. Kochlin, “Imprecise neural computations as a source of adaptive behaviour in volatile environments,” *Nature Human Behaviour*, vol. 5, no. 1, pp. 99–112, 2021.
- [125] M. Franke and J. P. Correia, “Vagueness and imprecise imitation in signalling games,” *The British Journal for the Philosophy of Science*, 2018.
- [126] M. Qu and J. Tang, “Probabilistic logic neural networks for reasoning,” *Advances in neural information processing systems*, vol. 32, 2019.
- [127] D. Wen *et al.*, “The current research of combining multi-modal brain-computer interfaces with virtual reality,” *IEEE journal of biomedical and health informatics*, vol. 25, no. 9, pp. 3278–3287, 2020.
- [128] E. Ertekin, B. B. Günden, Y. Yilmaz, A. Sayar, T. Cakar, and S. S. Arslan, “Emg-based bci for picar mobilization,” in *2022 7th International Conference on Computer Science and Engineering (UBMK)*, pp. 496–500, 2022.
- [129] L. Samaranayake, N. Tuygunov, F. Schwendicke, T. Osathanon, Z. Khurshid, S. A. Boymuradov, and A. Cahyanto, “The transformative role of artificial intelligence in dentistry: A comprehensive overview. part 1: fundamentals of ai, and its contemporary applications in dentistry,” *International Dental Journal*, 2025.
- [130] M. Raghu *et al.*, “Do vision transformers see like convolutional neural networks?,” *Advances in neural information processing systems*, vol. 34, pp. 12116–12128, 2021.
- [131] A. Dosovitskiy *et al.*, “An image is worth 16x16 words: Transformers for image recognition at scale,” *arXiv preprint arXiv:2010.11929*, 2020.
- [132] J.-B. Cordonnier, A. Loukas, and M. Jaggi, “On the relationship between self-attention and convolutional layers,” *arXiv preprint arXiv:1911.03584*, 2019.
- [133] R. Geirhos, P. Rubisch, C. Michaelis, M. Bethge, F. A. Wichmann, and W. Brendel, “Imagenet-trained cnns are biased towards texture; increasing shape bias improves accuracy and robustness,” *arXiv preprint arXiv:1811.12231*, 2018.
- [134] D. Hendrycks and T. Dietterich, “Benchmarking neural network robustness to common corruptions and perturbations,” *arXiv preprint arXiv:1903.12261*, 2019.
- [135] G. W. Lindsay, “Convolutional neural networks as a model of the visual system: Past, present, and future,” *Journal of cognitive neuroscience*, vol. 33, no. 10, pp. 2017–2031, 2021.
- [136] Z. Liu *et al.*, “Swin transformer: Hierarchical vision transformer using shifted windows,” in *Proceedings of the IEEE/CVF international conference on computer vision*, pp. 10012–10022, 2021.
- [137] Z. Wang, Y. Bai, Y. Zhou, and C. Xie, “Can cnns be more robust than transformers?,” *arXiv preprint arXiv:2206.03452*, 2022.
- [138] I. T. Ellwood, “Short-term hebbian learning can implement transformer-like attention,” *PLOS Computational Biology*, vol. 20, no. 1, p. e1011843, 2024.
- [139] P. Mazzoni, R. A. Andersen, and M. I. Jordan, “A more biologically plausible learning rule for neural networks,” *Proceedings of the National Academy of Sciences*, vol. 88, no. 10, pp. 4433–4437, 1991.
- [140] R. S. Parpinelli and H. S. Lopes, “Biological plausibility in optimisation: an ecosystemic view,” *International Journal of Bio-Inspired Computation*, vol. 4, no. 6, pp. 345–358, 2012.
- [141] S. K. Pal and S. Mitra, “Multilayer perceptron, fuzzy sets, classification,” 1992.
- [142] P. Kidger and T. Lyons, “Universal approximation with deep narrow networks,” in *Conference on learning theory*, pp. 2306–2327, PMLR, 2020.
- [143] Z. Liu, Y. Wang, S. Vaidya, F. Ruehle, J. Halverson, M. Soljačić, T. Y. Hou, and M. Tegmark, “Kan: Kolmogorov-arnold networks,” *arXiv preprint arXiv:2404.19756*, 2024.
- [144] K. Han *et al.*, “A survey on vision transformer,” *IEEE Transactions on Pattern Analysis and Machine Intelligence*, vol. 45, no. 1, pp. 87–110, 2022.
- [145] D. Silver *et al.*, “Mastering the game of go without human knowledge,” *nature*, vol. 550, no. 7676, pp. 354–359, 2017.
- [146] T. Vigen, *Spurious correlations*. Hachette UK, 2015.
- [147] A. Zimmerman, J. Janhonen, and E. Beer, “Human/ai relationships: challenges, downsides, and impacts on human/human relationships,” *AI and Ethics*, pp. 1–13, 2023.
- [148] S. M. Omohundro, “The nature of self-improving artificial intelligence,” *Singularity Summit*, vol. 2008, 2007.