

# AsthmaBot: Multi-modal, Multi-Lingual Retrieval Augmented Generation For Asthma Patient Support

Adil Bahaj<sup>a,\*</sup>, Mounir Ghogho<sup>a,b</sup>

<sup>a</sup>TICLab, College of Engineering & Architecture, International University of Rabat, Rabat Morocco

<sup>b</sup>Faculty of Engineering, University of Leeds, United Kingdom

## ARTICLE INFO

### Keywords:

Large language models

Retrieval augmented generation

## Abstract


Asthma rates have risen globally, driven by environmental and lifestyle factors. Access to immediate medical care is limited, particularly in developing countries, necessitating automated support systems. Large Language Models like ChatGPT (Chat Generative Pre-trained Transformer) and Gemini have advanced natural language processing in general and question answering in particular, however, they are prone to producing factually incorrect responses (i.e. hallucinations). Retrieval-augmented generation systems, integrating curated documents, can improve large language models' performance and reduce the incidence of hallucination. We introduce AsthmaBot, a multi-lingual, multi-modal retrieval-augmented generation system for asthma support. Evaluation of an asthma-related frequently asked questions dataset shows AsthmaBot's efficacy. AsthmaBot has an added interactive and intuitive interface that integrates different data modalities (text, images, videos) to make it accessible to the larger public. AsthmaBot is available online via [asthmabot.datanets.org](https://asthmabot.datanets.org).

## 1. Introduction

In the past few decades, asthma rates have been on the rise globally, attributed not just to genetic factors but primarily to the influence of numerous environmental and lifestyle risk factors Nunes, Pereira and Morais-Almeida (2017). Asthma claims thousands of lives every year mainly due to lack of access to immediate and adequate medical care Mwangi, Ndashimye, Karikumutima and Ray (2020). However, a significant number of asthma-related fatalities are preventable by home remedies, exercise, treatments, and action plans which can help reduce the symptoms of asthma patients either by avoiding triggers or employing relieving remedies Mwangi et al. (2020); Murphy, McSharry, Hynes, Molloy et al. (2021). This shows the importance of easy and fast access to information in reducing the ramifications of asthma attacks. However, having an around-the-clock service by medical providers can be prohibitive in many ways, especially in developing countries, which motivates the need for an interactive automated medical support system for asthma patients.

Large language models (LLMs) have garnered considerable attention in recent years due to their generative abilities Brown, Mann, Ryder, Subbiah, Kaplan, Dhariwal, Neelakantan, Shyam, Sastry, Askell et al. (2020); Chen, Tworek, Jun, Yuan, Pinto, Kaplan, Edwards, Burda, Joseph, Brockman et al. (2021); Wei, Xie and Ma (2021). Models such as ChatGPT Ouyang, Wu, Jiang, Almeida, Wainwright, Mishkin, Zhang, Agarwal, Slama, Ray et al. (2022), Gemini Team, Anil, Borgeaud, Wu, Alayrac, Yu, Soricut, Schalkwyk, Dai, Hauth et al. (2023), and Llama2 Touvron, Martin, Stone, Albert, Almahairi, Babaei, Bashlykov, Batra, Bhargava, Bhosale et al. (2023) have paved the way for a new era of artificial intelligence (AI) where humans can interact with models in a mutually inclusive way. These models revolutionized multiple aspects of natural language processing (NLP) tasks (information retrieval, question answering, summarization, sentiment analysis etc) Ouyang et al. (2022); Team et al. (2023); Touvron et al. (2023). Recently, a plethora of works showed the proficiency of LLMs in question answering. Although their performance is encouraging they were found to generate plausibly sounding but factually incorrect responses, commonly known as hallucinations. In addition, LLMs can only remember the data that they trained on hindering the recency of their knowledge Huang, Yu, Ma, Zhong, Feng, Wang, Chen, Peng, Feng, Qin et al. (2023). These limitations can negatively affect critical domains such as healthcare.

To address these challenges new works Lewis, Perez, Piktus, Petroni, Karpukhin, Goyal, Küttler, Lewis, Yih, Rocktäschel et al. (2020); Gao, Xiong, Gao, Jia, Pan, Bi, Dai, Sun and Wang (2023) supply LLMs with pertinent

 [adil.bahaj@uir.ac.ma](mailto:adil.bahaj@uir.ac.ma) (A. Bahaj); [mounir.ghogho@uir.ac.ma](mailto:mounir.ghogho@uir.ac.ma) (M. Ghogho)

ORCID(s):

documents sourced from current and reliable collections. This technique is called retrieval augmented generation (RAG) and was first introduced in Lewis et al. (2020). RAG systems generally contain three main components: document collections (corpora), retrieval algorithms (retrievers), and backbone LLMs Gao et al. (2023). However, existing RAG systems only produce textual information and are not multi-modal in addition LLMs suffer from language biases, which limits the quality of information that they generate in languages other than English.

In this work, we introduce AsthmaBot, an automated asthma medical support multi-lingual, multi-modal RAG system. It is designed to provide asthma patients with answers to their questions based on a recent and curated list of documents, videos and images that are relevant to their queries. We evaluated AsthmaBot on a list of asthma-related question-answer pairs based on frequently asked questions (FAQs) lists from multiple online sources. Although this work focuses on asthma our methodology can be applied to various domains (e.g. law, other diseases and medical concepts etc). In fact, the same system can be used for any set of text, image and video data without any additional steps. Our experiments show an increased performance relative to a no RAG baseline in different languages on different modalities. This work makes contributions on the application and methodology levels the following summarizes our contributions:

- Application:
  - Creating an automated asthma medical support system which contains text and media (images & videos).
  - Evaluating our system on asthma question answering.
  - Making the system accessible to the wider community via a web-based interface.
- Methodology:
  - Design and implementation of a multi-modal and multi-lingual RAG system.
  - Proposing an automated evaluation process for a multi-modal, multi-language setting based on frequently asked questions (FAQs) and question-answer pairs.
  - Empirically Proving the linguistic biases of the used LLM, which motivates the translation of queries to English.
  - Proposing a visual interface that integrates the different modalities (text, images, and videos) and their sources in each AsthmaBot response.

## 2. Previous Literature

### 2.1. Large Language Models (LLMs)

Traditionally, language models (LM) were developed to model the sequential nature of text Merity, Keskar and Socher (2018). These language models evolved from simple LSTM-based models Merity et al. (2018); Graves and Graves (2012) to transformer-based models such as BERT Kenton and Toutanova (2019). In general, these models were pre-trained in a general-purpose unsupervised task (e.g. next token prediction, next sentence prediction) and then fine-tuned to a specific task using supervised training. More recently, the surge in computational resources and increased efficiency of training techniques have allowed for a surmountable increase in transformer models' parameters, which coupled with a significant amount of available data on the web have allowed for the creation of LLMs Ouyang et al. (2022); Team et al. (2023). LLMs came with a new set of abilities that the traditional models never exhibited, like the emergence property, which allows LLMs to do tasks that they were not trained on. However, LLMs suffer from hallucinations. Hallucinations describe model outputs that are linguistically coherent but nonfactual Huang et al. (2023). To reduce the effects of these hallucinations retrieval augmented generation was proposed Lewis et al. (2020); Gao et al. (2023). In this setting an LLM is provided with a query relevant context that is extracted from factual sources to augment the limited knowledge of the LLM and increase the likelihood of having a factual answer. RAG systems have the following components: document collections (corpora), retrieval algorithms (retrievers), and backbone LLMs Gao et al. (2023). The document collection is a collection of text documents from various sources that can be general or domain-specific. Retrieval algorithms are tasked with retrieving relevant documents given a query. The backbone LLM is used to generate an answer to the query given retrieved documents augmented prompt. Additionally, the previous RAG system is based on text-only documents, recent works explored multi-modal RAG systems, which can retrieve not just text but also images Chen, Hu, Chen, Verga and Cohen (2022); Zhao, Chen, Wang, Jiao, Qin, Ding, Guo, Li, Li, Joty et al. (2023).

Data Type	Source	Query
Documents	Google	"asthma", "asthme", "الربو"
Images	Google Images	"asthma", "asthme", "الربو", FAQs
Videos	YouTube	"asthma", "asthme", "الربو", FAQs

**Table 1**

Different queries for obtaining data from different modalities.

## 2.2. Biomedical LLMs and RAG

NLP researchers found fertile ground for innovation in Biomedical NLP due to its knowledge-intensive nature. Medicine has benefited from the development of NLP techniques since the inception of the field Lee, Yoon, Kim, Kim, Kim, So and Kang (2020); Gu, Tinn, Cheng, Lucas, Usuyama, Liu, Naumann, Gao and Poon (2021). Recently, LLMs have demonstrated a considerable improvement in existing approaches to medical benchmarks in various tasks (named entity recognition, question answering, medical text summarization, medical diagnosis etc) Chen, Cano, Romanou, Bonnet, Matoba, Salvi, Pagliardini, Fan, Köpf, Mohtashami et al. (2023c); Chen, Sun, Liu, Jiang, Ran, Jin, Xiao, Lin, Chen and Niu (2023b). Although multiple LLMs trained on medical text have been proposed, they still suffer from the same hallucinations as the general domain LLMs. Consequently, RAG-based systems for medical question answering have been proposed Xiong, Jin, Lu and Zhang (2024); Miao, Thongprayoon, Suppadungsuk, Valencia and Cheungpasitporn (2024); Zakka, Shad, Chaurasia, Dalal, Kim, Moor, Fong, Phillips, Alexander, Ashley et al. (2024); Wang, Yang, Yao and Yu (2024). For example, Wang et al. (2024) showed that a RAG system with a 13B parameter backbone LLM can significantly outperform a 70B model (i.e. MediTron Chen et al. (2023c)). However, these RAG systems are not multi-modal or multi-lingual.

## 3. Methodology

AsthmaBot was conceptualised and designed to allow asthma patients to access relevant information interactively and adaptively. AsthmaBot backend is a multi-modal, multi-lingual retrieval augmented generation LLM, while the frontend is in the form of a chatbot (e.g. ChatGPT, Gemini etc) where questions and answers are saved so that the user can explore them.

### 3.1. Data Collections

To enrich LLM's responses with factual up-to-date information specific documents and media were selected. These elements satisfy certain criteria rather than just doing a web search every time a query is given by the user, which can leave room for pseudo-scientific sources. Our main data formats are PDF documents obtained by searching Google, images from Google images and videos from YouTube. Search for the elements is done via queries in the different search platforms. Queries can be general like "asthma" or more specific (e.g. FAQs). Table 1 shows different queries used to obtain data. FAQs are obtained from the gina website<sup>1</sup>. These FAQs were later translated into different languages to obtain data from languages other than English. The PDF documents were downloaded manually while images from Google Images and YouTube videos were scraped automatically. After scraping the different images and videos we extracted the text from the source of the images and the video transcripts of each image and video respectively. We should note that we explored using image captioning to obtain image description but it was limited and didn't give importance to the context in which the image was used, consequently, we opted for the text in the webpage of the image source as an alternative.

### 3.2. Vector DB Building and Retrievers

A vector database indexes text, images, videos and other data modalities based on a textual description of what they contain. This textual description is transformed into a dense vector using a language model, which facilitates the process of semantic search. We built multiple independent vector databases where each containing different modalities in different languages. Although one database that contains all the aforementioned elements can be used, it causes certain limitations. First, having multiple stores makes parallelism possible, increasing the speed of the inference process. Second, the search process can be parameterized providing more structure and control to the LLM and reducing hallucinations.

<sup>1</sup><https://ginasthma.org/about-us/faqs/>

We built nine vector DBs for each modality (text, images, videos) in each language (French, Arab, English). For each modality, we obtain the indexing description by summarising document text, image source text and video transcripts for text, images and videos respectively. These descriptions are further translated into English if they are in French or Arabic. This choice was made: 1) to use high-performing embedding models in English, 2) to avoid the linguistic biases in LLMs which seem to favour English. We used the FAISS vector database Douze, Guzhva, Deng, Johnson, Szilvasy, Mazaré, Lomeli, Hosseini and Jégou (2024) to save and query the different elements. FAISS has a retriever that uses cosine similarity to retrieve passages that are close to the query.

### 3.3. Prompting and Backbone LLM

Prompting is a fundamental element of LLM inference as it has been shown that the quality and the design of the prompt affect the quality of the output of the LLM Chen, Zhang, Langrené and Zhu (2023a). 1 shows the prompt that we used in AsthmaBot. The prompt contains three parameters the query, context and "history". The query refers to the user input, the context refers to the different text passages obtained by querying the different text vector DBs. The "history" refers to the chat history between the user and the LLM, composed of question-answer pairs. We used the Google Gemini LLM to infer the results of different queries.

#### Prompt 1: Prompt for LLM inference

##### INSTRUCTIONS:

You are an asthma medical support provider called AsthmaBot. You are designed to be as helpful as possible while providing only factual information.

You should be friendly, but not overly chatty. Context information is below.

Given the context information and chat history and no prior knowledge, answer the query. Give a detailed answer.

Your answer should encompass the whole context.

##### CONTEXT:

{context}

##### CHAT HISTORY:

{history}

##### QUERY:

{question}

##### ANSWER:

### 3.4. Translation

Instead of opting for queries in the native language, we translate the queries to English, search the vector databases, prompt the model in English, and translate the model response to the native query language. This was done because we noticed that LLMs (Gemini and ChatGPT) have biases towards the English language and can produce significantly richer responses in English than in Arabic or French. We further illustrate this in the results section, where we query the LLM using Arabic and get a significantly worse result than if we query it using the described process. We opted for the Google Translate API since it gave better results and a faster response time compared to other translators.

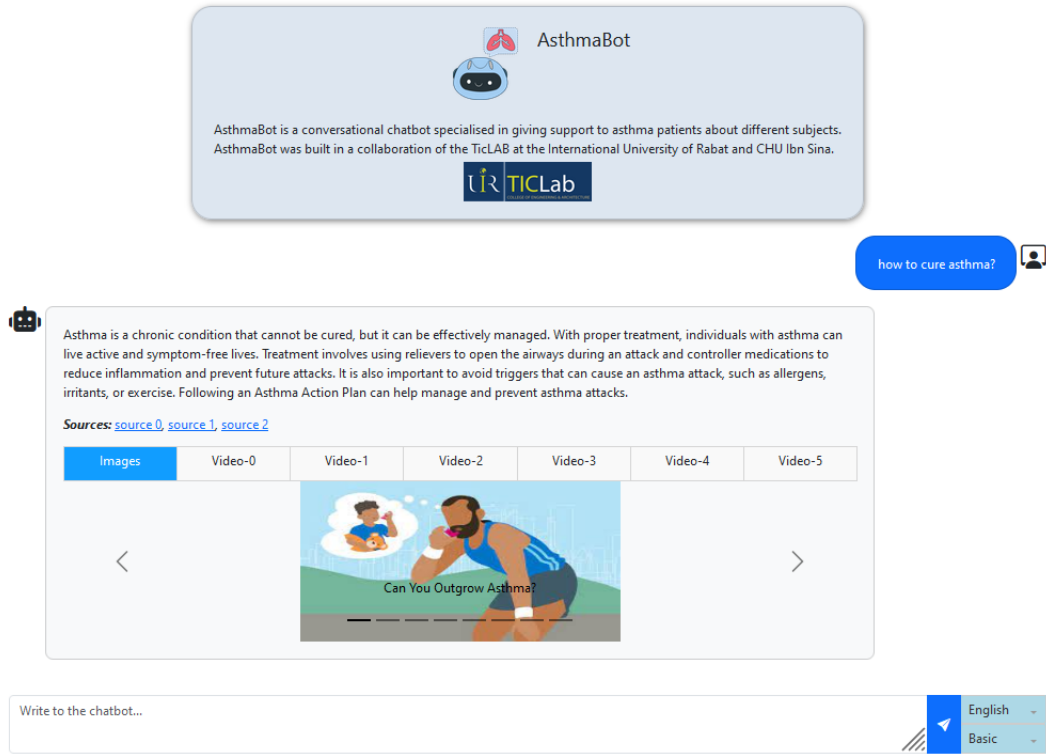
### 3.5. Visual Interface

To ensure the accessibility of AsthmaBot to a wider user base we created an interactive interface similar to that of ChatGPT and Gemini with the added features of embedded videos, source documents and images. In addition, users can click on the images to be transferred to the source website of the image. Figure 1 shows the interface of AsthmaBot.

### 3.6. AsthmaBot's Inference Process

AsthmaBots' inference process can be summarized as follows:

- Query: the process starts with a user inputting a query.
- Language detection: a language detection module detects the language of the query to choose the right vector stores.
- Query translation: if the detected language is not English then the query is translated to English.



**Figure 1:** AsthmaBot interface.

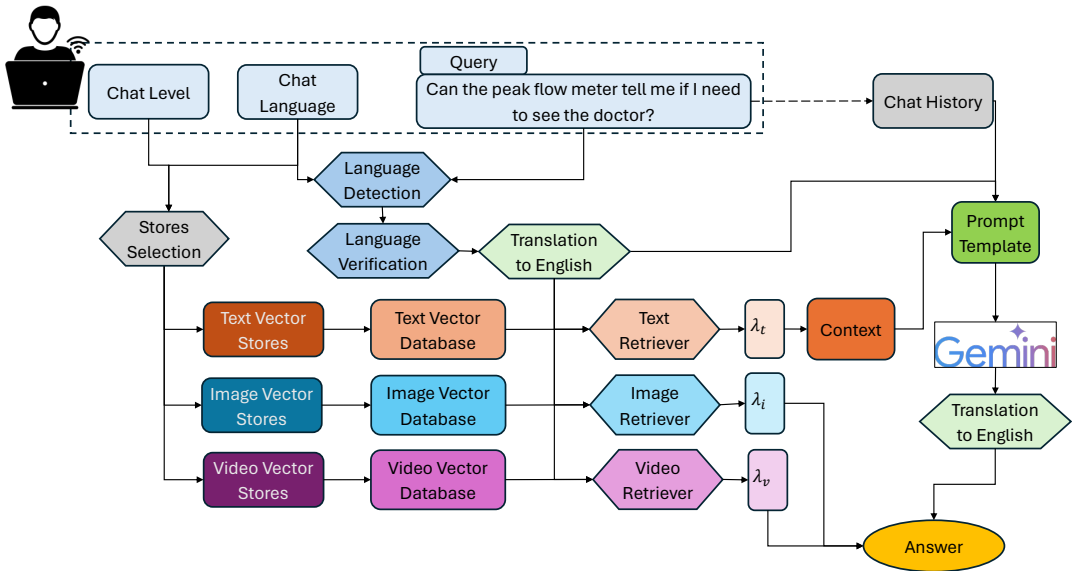
- **Vector store selection:** AsthmaBot contains multiple vector stores: multiple text vector stores separated depending on language and content, and each one contains text chunks and their vector representation. Multiple image vector stores are separated depending on the language and indexed by the summary of the content of the image source document. Multiple video vector stores are separated depending on the language, where each video is indexed depending on a summary of its transcript. A vector store of each modality is selected.
- **Retriever:** a retriever searches the different vector stores to look for chunks of text, videos and images that are semantically similar to the query and where the similarity score is above a threshold. We have three thresholds for different text ( $\lambda_t$ ), images ( $\lambda_i$ ) and videos ( $\lambda_v$ ) respectively.
- **Prompt Generation:** the retrieved text is fed to a prompt in addition to the query to augment the LLM response.
- **Answer generation:** the constructed prompt is fed to an LLM to generate the answer to the query.
- **Answer translation:** The output of the LLM is in English, consequently we have to translate it back to the detected language of the query.

Figure 2 shows the process of inference in AsthmaBot. This interface is available at [asthmabot.datanets.org](https://asthmabot.datanets.org).

## 4. Results

### 4.1. Evaluation Procedure

To evaluate the efficacy of AsthmaBot at answering asthma-related questions we extracted a list of frequently asked questions (FAQs) and their corresponding answers from different sources and compared the answers generated by AsthmaBot to the answers originally given to the FAQs. In addition, to evaluate the veracity of information in the videos and images we modify the AsthmaBot context to video transcript summary and image source summary, respectively. In



**Figure 2: AsthmaBot Overview:** given a query AsthmaBot uses asthma-related external resources to retrieve information relevant to the query and the query language before synthesizing a multi-modal response. This framework provides a multi-modal response grounded in truth, which reduces hallucinations and provides multiple formats for the answer.

this way, we can automatically evaluate AsthmaBot’s multi-modal retrieval capabilities without human intervention. We employed two automated evaluation metrics: ROUGE Chin-Yew (2004) and BLEU Papineni, Roukos, Ward and Zhu (2002).

## 4.2. Evaluation Data

To evaluate AsthmaBot we collected a set of asthma-related FAQs from various sources. We collected over 400 FAQs from over 30 sources. Table 2 gives various examples of question-answer pairs that we collected. To evaluate AsthmaBot’s multilingual capabilities we translated the FAQs using Google Translate API.

## 4.3. Evaluation Results

Table 3 shows the results of querying using AsthmaBot in multiple languages (English, Arabic, French) in multiple data modalities (text, images, videos). The table shows that RAG significantly improves the performance in question answering relative to the no RAG baseline. This is true for all modalities and languages. On the other hand, we notice that there are variations in performance between languages. This can be attributed to the richness of the documents that were used in RAG.

Table 4 shows the results of experimenting with using English-only input to the LLM and using prompts in the native language of the query. The results show that the English-only prompts perform significantly better than the native language prompt. This can be attributed to the significant amount of English prompts that the LLM was trained on. This language bias limits the richness of LLM output in languages other than English.

## 5. Impact and Future Work

AsthmaBot integrates multiple features that are not included in many publicly available LLMs. We compared AsthmaBot to multiple publicly available LLMs: ChatGPT<sup>2</sup>, Gemini<sup>3</sup>, Perplexity AI<sup>4</sup>, YouChat<sup>5</sup>. Table 5 compares the retrieval capabilities of different LLMs and AsthmaBot. Table 6 compares different LLMs generative capabilities.

<sup>2</sup>chat.openai.com

<sup>3</sup>gemini.google.com

<sup>4</sup>perplexity.ai

<sup>5</sup>you.com



Question	Answer
How do I know when my child is old enough not to use a spacer?	Anyone using a metered-dose inhaler (MDI aka 'puffer') should always use a spacer. A spacer helps more medicine reach your lungs. If you don't want to use a spacer, you should talk to your doctor about getting a different asthma device. Dry powder inhalers do not require spacers. You should ask your pharmacist, your doctor, or your asthma educator to review your device technique every time you see them. It is harder to be good at taking your medicine than you might think. Consider using the same device for all your asthma medications so that you can become really good at one technique.
Why does asthma seem worse at night?	We have natural hormones (glucocorticoids) in our bodies that help keep the airways open by reducing inflammation. At nighttime when you are sleeping, these hormones are normally at lower levels, allowing more inflammation in the airways and increasing asthma symptoms. If your child has regular asthma symptoms at night, it may mean their asthma is poorly controlled and you should make an appointment to discuss this with your doctor.
Will my child become resistant to asthma medicine?	No. If asthma medicines become less effective, contact a healthcare provider for advice. Your health care provider may increase or change your medicines.
Why does my asthma get worse when I am upset or worried about something?	Not all people with asthma feel worse when they are upset or worried. Those who do may be easily stressed, or may cry or breathe too fast (hyperventilate) easily. Another reason that your asthma gets worse could be that you are not being treated properly for the inflammation you have in your airways.
Can asthma medication help prevent asthma symptoms?	Yes. Asthma medications include very effective airway openers. Even more importantly, they include very effective controllers (inhaled steroids), which can prevent most asthma attacks when used regularly.

**Table 2**

Question-answer pair examples from the FAQs dataset.

Although these models are made for general-purpose use, there is an increasing need for more domain-specific models with more constraints to reduce hallucination and language bias and AsthmaBot is another step in this direction for biomedical applications.

There are multiple improvements that we think can further enhance the quality of AsthmaBot responses. The following are a few:

- Improving data curation: AsthmaBot RAG video and image modules are less curated than the text module that we took from educational resources. Consequently, improving having expert-curated videos and images can further improve the trustworthiness of AsthmaBot.
- Visual summary (infographics) generation: since AsthmaBot will be mainly used by patients with varying educational levels, visual summaries of LLM results can improve accessibility significantly especially for children.
- Automatic prompting: AsthmaBot can benefit from the new research in learnable prompts [Khattab, Singhvi, Maheshwari, Zhang, Santhanam, Haq, Sharma, Joshi, Moazam, Miller et al. \(2023\)](#). This is particularly important since AsthmaBot since its primarily destined for asthma patients. Consequently, fine-tuning prompts to FAQs can improve it.
- Extending to other diseases: Although AsthmaBot focuses mainly on asthma it can be customised to fit other diseases by adding more documents, images and videos and changing the prompt.

Setting		ROUGE-1	ROUGE-2	ROUGE-L	BLEU
English	No RAG	0.2370	0.0504	0.1338	0.0180
	Text	0.2684	0.0612	0.1576	0.0367
	Image	0.2664	0.0585	0.1547	0.0327
	Video	0.2686	0.0570	0.1556	0.0321
French	No RAG	0.2810	0.0868	0.1528	0.0219
	Text	0.2963	0.0952	0.1706	0.0426
	Image	0.3108	0.1003	0.1709	0.0441
	Video	0.3024	0.0973	0.1696	0.0408
Arabic	No RAG	0.0148	0.0056	0.0149	0.0125
	Text	0.0152	0.0068	0.0149	0.0300
	Image	0.0162	0.0044	0.0162	0.0282
	Video	0.0169	0.0050	0.0167	0.0263

**Table 3**

Performance Evaluation in different languages for different modalities.

Setting		ROUGE-1	ROUGE-2	ROUGE-L	BLEU
Arabic	No RAG	0.0148	0.0056	0.0148	0.0125
	RAG NQ	0.0106	0.0026	0.0106	0.0176
	RAG TQ	0.0152	0.0068	0.0149	0.0300
French	No RAG	0.2810	0.0868	0.1528	0.0219
	RAG NQ	0.2963	0.0952	0.1706	0.0426
	RAG TQ	0.3181	0.0989	0.1761	0.0394

**Table 4**

Results of querying with native language and with English translations of the query and the prompts. We conducted the same experiment for French and Arabic. NQ refers to "native query" and TQ refers to "translated query".

LLM	Document Retrieval		Image Retrieval		Video Retrieval	
	ML	SL	ML	SL	ML	SL
ChatGPT	No	No	No	No	No	No
Gemini	Yes	Yes	No	Yes	No	No
Perplexity AI	No	Yes	No	Yes	No	Yes
YouChat	No	Yes	No	No	No	No
AsthmaBot	Yes	Yes	Yes	Yes	Yes	Yes

**Table 5**

Comparison of retrieval capabilities of different publicly available LLMs and AsthmaBot. "ML" refers to multi-lingual and "SL" refers to simple language.

	Language answer consistency	Answer specificity	Hallucinations
ChatGPT	No	No	Yes
Gemini	No	No	Yes
Perplexity AI	No	No	No
YouChat	Yes	No	No
AsthmaBot	Yes	Yes	No

**Table 6**

Comparison of the outputs of different LLMs and AsthmaBot.

- **Evaluation:** In this work, we attempted a fully automated evaluation protocol, which may not convey the full extent of evaluation like factuality and adherence to contextual information. On the other hand, these aspects can only be evaluated manually for now, which is prohibitive in our case.



## 6. Conclusion

In this paper, we have presented AsthmaBot, a multi-lingual, multi-modal Retrieval-Augmented Generation (RAG) system designed to provide automated support for asthma patients. Through the integration of curated documents, videos, and images, AsthmaBot offers personalized responses to asthma-related queries, empowering patients with valuable information. Our evaluation, based on diverse asthma-related FAQs, demonstrates AsthmaBot's enhanced performance compared to a non-RAG baseline, highlighting its effectiveness in providing relevant information. Moreover, AsthmaBot tackles the language biases inherent in Large Language Models (LLMs) by offering multi-lingual support. The visual interface of AsthmaBot further enhances user experience, presenting information in a comprehensive and accessible manner. Although this work focuses on applying the system to asthma it can be applied to any domain containing text, video and image information (e.g. law, entertainment, other medical conditions and concepts etc).

## References

- Brown, T., Mann, B., Ryder, N., Subbiah, M., Kaplan, J.D., Dhariwal, P., Neelakantan, A., Shyam, P., Sastry, G., Askell, A., et al., 2020. Language models are few-shot learners. *Advances in neural information processing systems* 33, 1877–1901.
- Chen, B., Zhang, Z., Langrené, N., Zhu, S., 2023a. Unleashing the potential of prompt engineering in large language models: a comprehensive review. *arXiv preprint arXiv:2310.14735*.
- Chen, M., Tworek, J., Jun, H., Yuan, Q., Pinto, H.P.d.O., Kaplan, J., Edwards, H., Burda, Y., Joseph, N., Brockman, G., et al., 2021. Evaluating large language models trained on code. *arXiv preprint arXiv:2107.03374*.
- Chen, Q., Sun, H., Liu, H., Jiang, Y., Ran, T., Jin, X., Xiao, X., Lin, Z., Chen, H., Niu, Z., 2023b. An extensive benchmark study on biomedical text generation and mining with chatgpt. *Bioinformatics* 39, btad557.
- Chen, W., Hu, H., Chen, X., Verga, P., Cohen, W., 2022. Murag: Multimodal retrieval-augmented generator for open question answering over images and text, in: *Proceedings of the 2022 Conference on Empirical Methods in Natural Language Processing*, pp. 5558–5570.
- Chen, Z., Cano, A.H., Romanou, A., Bonnet, A., Matoba, K., Salvi, F., Pagliardini, M., Fan, S., Köpf, A., Mohtashami, A., et al., 2023c. Meditron-70b: Scaling medical pretraining for large language models. *arXiv preprint arXiv:2311.16079*.
- Chin-Yew, L., 2004. Rouge: A package for automatic evaluation of summaries, in: *Proceedings of the Workshop on Text Summarization Branches Out*, 2004.
- Douze, M., Guzhva, A., Deng, C., Johnson, J., Szilvasy, G., Mazaré, P.E., Lomeli, M., Hosseini, L., Jégou, H., 2024. The faiss library. *arXiv preprint arXiv:2401.08281*.
- Gao, Y., Xiong, Y., Gao, X., Jia, K., Pan, J., Bi, Y., Dai, Y., Sun, J., Wang, H., 2023. Retrieval-augmented generation for large language models: A survey. *arXiv preprint arXiv:2312.10997*.
- Graves, A., Graves, A., 2012. Long short-term memory. *Supervised sequence labelling with recurrent neural networks*, 37–45.
- Gu, Y., Tinn, R., Cheng, H., Lucas, M., Usuyama, N., Liu, X., Naumann, T., Gao, J., Poon, H., 2021. Domain-specific language model pretraining for biomedical natural language processing. *ACM Transactions on Computing for Healthcare (HEALTH)* 3, 1–23.
- Huang, L., Yu, W., Ma, W., Zhong, W., Feng, Z., Wang, H., Chen, Q., Peng, W., Feng, X., Qin, B., et al., 2023. A survey on hallucination in large language models: Principles, taxonomy, challenges, and open questions. *arXiv preprint arXiv:2311.05232*.
- Kenton, J.D.M.W.C., Toutanova, L.K., 2019. Bert: Pre-training of deep bidirectional transformers for language understanding, in: *Proceedings of NAACL-HLT*, pp. 4171–4186.
- Khattab, O., Singhvi, A., Maheshwari, P., Zhang, Z., Santhanam, K., Haq, S., Sharma, A., Joshi, T.T., Moazam, H., Miller, H., et al., 2023. Dspy: Compiling declarative language model calls into self-improving pipelines, in: *R0-FoMo: Robustness of Few-shot and Zero-shot Learning in Large Foundation Models*.
- Lee, J., Yoon, W., Kim, S., Kim, D., Kim, S., So, C.H., Kang, J., 2020. Biobert: a pre-trained biomedical language representation model for biomedical text mining. *Bioinformatics* 36, 1234–1240.
- Lewis, P., Perez, E., Piktus, A., Petroni, F., Karpukhin, V., Goyal, N., Küttler, H., Lewis, M., Yih, W.t., Rocktäschel, T., et al., 2020. Retrieval-augmented generation for knowledge-intensive nlp tasks. *Advances in Neural Information Processing Systems* 33, 9459–9474.
- Merity, S., Keskar, N.S., Socher, R., 2018. Regularizing and optimizing lstm language models, in: *International Conference on Learning Representations*.
- Miao, J., Thongprayoon, C., Suppadungsuk, S., Valencia, O.A.G., Cheungpasitporn, W., 2024. Integrating retrieval-augmented generation with large language models in nephrology: Advancing practical applications. *Medicina (Kaunas, Lithuania)* 60, 445.
- Murphy, J., McSharry, J., Hynes, L., Molloy, G.J., et al., 2021. A smartphone app to support adherence to inhaled corticosteroids in young adults with asthma: multi-methods feasibility study. *JMIR Formative Research* 5, e28784.
- Mwangi, A., Ndashimye, E., Karikumutima, B., Ray, S.K., 2020. An iot-alert system for chronic asthma patients, in: *2020 11th IEEE Annual Information Technology, Electronics and Mobile Communication Conference (IEMCON)*, IEEE. pp. 0012–0019.
- Nunes, C., Pereira, A.M., Morais-Almeida, M., 2017. Asthma costs and social impact. *Asthma research and practice* 3, 1–11.
- Ouyang, L., Wu, J., Jiang, X., Almeida, D., Wainwright, C., Mishkin, P., Zhang, C., Agarwal, S., Slama, K., Ray, A., et al., 2022. Training language models to follow instructions with human feedback. *Advances in neural information processing systems* 35, 27730–27744.
- Papineni, K., Roukos, S., Ward, T., Zhu, W.J., 2002. Bleu: a method for automatic evaluation of machine translation, in: *Proceedings of the 40th annual meeting of the Association for Computational Linguistics*, pp. 311–318.
- Team, G., Anil, R., Borgeaud, S., Wu, Y., Alayrac, J.B., Yu, J., Soricut, R., Schalkwyk, J., Dai, A.M., Hauth, A., et al., 2023. Gemini: a family of highly capable multimodal models. *arXiv preprint arXiv:2312.11805*.

- Touvron, H., Martin, L., Stone, K., Albert, P., Almahairi, A., Babaei, Y., Bashlykov, N., Batra, S., Bhargava, P., Bhosale, S., et al., 2023. Llama 2: Open foundation and fine-tuned chat models. arXiv preprint arXiv:2307.09288 .
- Wang, J., Yang, Z., Yao, Z., Yu, H., 2024. Jmlr: Joint medical llm and retrieval training for enhancing reasoning and professional question answering capability. arXiv preprint arXiv:2402.17887 .
- Wei, C., Xie, S.M., Ma, T., 2021. Why do pretrained language models help in downstream tasks? an analysis of head and prompt tuning. Advances in Neural Information Processing Systems 34, 16158–16170.
- Xiong, G., Jin, Q., Lu, Z., Zhang, A., 2024. Benchmarking retrieval-augmented generation for medicine. arXiv preprint arXiv:2402.13178 .
- Zakka, C., Shad, R., Chaurasia, A., Dalal, A.R., Kim, J.L., Moor, M., Fong, R., Phillips, C., Alexander, K., Ashley, E., et al., 2024. Almanac—retrieval-augmented language models for clinical medicine. NEJM AI 1, A1oa2300068.
- Zhao, R., Chen, H., Wang, W., Jiao, F., Qin, C., Ding, B., Guo, X., Li, M., Li, X., Joty, S., et al., 2023. Retrieving multimodal information for augmented generation: A survey, in: The 2023 Conference on Empirical Methods in Natural Language Processing.