

Hubble-Induced Phase Transitions: Gravitational-Wave Imprint of Ricci Reheating from Lattice Simulations

Dario Bettoni,^{a,b} Giorgio Laverda,^c Asier Lopez Eiguren,^{d,e} Javier Rubio^f

^aDepartamento de Matemáticas, Universidad de León, Escuela de Ingenierías Industrial, Informática y Aeroespacial Campus de Vegazana, s/n 24071 León, Spain

^bInstituto Universitario de Física Fundamental y Matemáticas (IUFFyM), Universidad de Salamanca, Salamanca, E-37008, Spain

^cCentro de Astrofísica e Gravitação - CENTRA, Departamento de Física, Instituto Superior Técnico - IST, Universidade de Lisboa - UL, Av. Rovisco Pais 1, 1049-001 Lisboa, Portugal

^dDepartment of Physics, UPV/EHU, 48080, Bilbao, Spain

^eEHU Quantum Center, University of Basque Country, UPV/EHU

^fDepartamento de Física Teórica and Instituto de Física de Partículas y del Cosmos (IPARCOS-UCM), Universidad Complutense de Madrid, 28040 Madrid, Spain

E-mail: dbet@unileon.es, giorgio.laverda@tecnico.ulisboa.pt, asier.lopez@ehu.eus, javier.rubio@ucm.es

Abstract. Gravitational waves offer an unprecedented opportunity to look into the violent high-energy processes happening during the reheating phase of our Universe. We consider a Hubble-induced phase transition scenario as a source of a post-inflationary stochastic background of gravitational waves and analyse the main characteristics of its spectrum for the first time via numerical methods. The output of a large number of fully-fledged classical lattice simulations is condensed in a set of parametric formulas that describe key features of the GW spectrum, such as its peak amplitude and characteristic frequency, and avoid the need for further time-consuming simulations. The signal from such stochastic background is compared to the prospective sensitivity of future gravitational-wave detectors.

Keywords: physics of the early universe, gravitational waves, kination, symmetry breaking, lattice simulations

Contents

1	Introduction	1
2	How to Hubble-induce a crossover phase transition	2
3	Stochastic background of gravitational waves	5
4	Non-linear dynamics and lattice simulations	6
5	Parametric fitting formulas and spectral shape	8
6	Potential for detection	12
7	Conclusion and outlook	15
A	Derivation of GW source term	16

1 Introduction

The early history of our Universe has a large gap. On one side, cosmological observations provide us with information about the initial quasi-de Sitter expansion through CMB measurements. On the other side, a combination of astrophysical and particle-physics measurements outlines the so-called hot Big Bang, that is to say the physical processes that lead to nucleosynthesis, and, ultimately, the large-scale Universe as we see it today. The period that goes from the end of inflation to the beginning of Big Bang nucleosynthesis is a vast unknown outside the reach of current telescopes and particle accelerators. The only messenger capable of delivering us information about this primordial dark age is gravitational waves. Since the revolutionary detection of black hole binary mergers in 2015 [1–3] and especially after the detection of a stochastic background in 2023 [4–8], gravitational waves (GW) have become an incredible tool for studying the physics of the early Universe and the violent phenomena that characterise it. Therefore, it is crucial to thoroughly investigate the GW signal associated to phase transitions, particle production, topological defects and other non-homogeneous processes happening during the reheating phase, in order to evaluate a possible detection by present-day and future GW experiments.

In this work, we present an exhaustive description of the Stochastic Background of Gravitational Waves (SBGW) produced by a Hubble-Induced Phase Transition (HIPT) [9] taking place at the end of inflation. Such a phase transition is triggered whenever these two assumptions are realised:

1. A phase of stiff expansion with $w > 1/3$ follows the end of inflation;
2. There exist a prototypical spectator field that is energetically subdominant and non-minimally coupled to the background curvature.

In this setting, the time-dependence of the Ricci scalar induces the appearance of a large tachyonic mass for the spectator field at the beginning of the stiff expansion phase, acting like a “cosmic clock” that sets off a crossover phase transition for the spectator field. Thanks

to the ensuing tachyonic instability, the scalar field modes are exponentially amplified, thus leading to the production of large-amplitude GWs as the self-backreaction effects become strong and put an end to the tachyonic phase. Such scenario has been considered in several works as an efficient (re)heating mechanism in non-oscillatory models of inflation [10–14], with applications to the Standard-Model Higgs [15] and the production of topological defects [16]. It has also been considered for applications in Affleck-Dine baryogenesis [17], in non-thermal first-order phase transition [18, 19] and for the late-time generation of neutrino masses [20]. However, a thorough description of the GW signal from such phase transition is still missing. The present work aims at filling this gap. Our approach is based on both analytical results and fully-fledged classical lattice simulations. In particular, we will compute the evolution equation for the metric tensor perturbations and the stress-energy tensor of a spectator field non-minimally coupled to curvature that sources it. The exact expression of the stress-energy tensor is instrumental in implementing the HIPT scenario in the publicly-available *CosmoLattice* code [21, 22]. The numerical output of 60 individual simulations is summarised in a set of easy-to-use parametric fitting formulas that eliminate the need for further time-consuming simulations. In particular, we focus on studying the typical amplitude and frequency at the peak of the spectrum, its integrated energy-density and its spectral shape. Notice that the resulting GW signal is inherently linked to the appearance of a large-amplitude anisotropic field distribution, a feature that cannot be described with the simplifying homogeneous field approximation assumed in earlier works [14, 23–25]. To the best of our knowledge, this is the first time that a parametric spectral shape is derived from lattice simulations for a crossover phase transition. Finally, we make a comparison between the signal and the sensitivity curves of several GW detectors and comment on the possibility of discovery.

The paper is structured as follows: in Section 2 we introduce the HIPT scenario and present some of its core features. In Section 3 we present the equation of motion of the transverse-traceless metric tensor perturbation and the stress-energy tensor sourcing GWs from the inhomogeneous spectator field. In Section 4 we describe some details of the numerical lattice simulation and present some typical output. In Section 5 we compute the parametric formulas that summarise the characteristics of the GW signal. In Section 6 we compare the predicted signal with current proposals of GW detectors. Finally, in Section 7 we make some final remarks about the work, presenting also some possible future research directions.

2 How to Hubble-induce a crossover phase transition

The HIPT scenario is based on a minimal number of assumptions that concern the field content and interactions in the fundamental Lagrangian. In particular, we consider two distinct sectors that are allowed to indirectly interact through gravity, namely an inflaton field ϕ and a prototypical scalar field χ

$$\frac{\mathcal{L}}{\sqrt{-g}} = \frac{M_P^2}{2}R + \mathcal{L}_\phi + \mathcal{L}_\chi, \quad (2.1)$$

with $M_P = 2.44 \times 10^{18}$ GeV the reduced Planck mass and R the Ricci scalar. The details of the inflationary stage are encoded in the Lagrangian density \mathcal{L}_ϕ , which we will not specify in the following, as we only require that it produces a quasi de-Sitter phase ($w_\phi = -1$) followed by a *kination* phase, i.e. a stiff expansion phase where the inflaton’s equation of

state parameter is $w_\phi = +1$. Such an expansion phase can be realised in a host of scenarios, ranging from asymmetric α -attractors [26–29] to variable gravity settings [30–32] or axion-like dynamics [33], but it is perhaps best described in terms of a non-oscillatory quintessential inflation model [34, 35] in which the kination phase interpolates between the early- and late-time accelerated expansion of the Universe (for a comprehensive review see [11]). Regarding the spectator field Lagrangian density \mathcal{L}_χ , we only assume it to be \mathbb{Z}_2 -symmetric and to contain a non-minimal interaction with curvature, namely

$$\frac{\mathcal{L}_\chi}{\sqrt{-g}} = -\frac{1}{2}\partial^\mu\chi\partial_\mu\chi - \frac{1}{2}\xi R\chi^2 - \frac{\lambda}{4}\chi^4. \quad (2.2)$$

The appearance of a non-minimal curvature coupling is a natural occurrence to be expected for quantum fields on curved backgrounds. Indeed, as the renormalisation procedure of the corresponding energy-momentum tensor involves the presence of such counter-terms, setting ξ to vanish should be understood as an ad-hoc non-general choice viable only at a specific energy scale [36, 37]. To complete the fundamental picture, we assume the scalar field to be energetically subdominant (*spectator* scalar field) with respect to the inflaton counterpart and in so doing, we neglect its backreaction effect on the background metric and the modification to the graviton propagator that would otherwise be present.

The Einstein equations following from the variation of the action (2.1) with respect to the metric take the form

$$G_{\mu\nu} = \frac{1}{M_{\text{P}}^2 + \xi\chi^2} \left(T_{\mu\nu}^\phi + T_{\mu\nu}^\chi \right), \quad (2.3)$$

with $G_{\mu\nu}$ the Einstein tensor, $T_{\mu\nu}^\phi$ the stress-energy tensor of the unspecified inflaton sector and

$$T_{\mu\nu}^\chi = \partial_\mu\chi\partial_\nu\chi - g_{\mu\nu} \left(\frac{1}{2}\partial_\alpha\chi\partial^\alpha\chi + \frac{\lambda}{4}\chi^4 \right) + \xi (g_{\mu\nu}\square - \nabla_\mu\nabla_\nu)\chi^2, \quad (2.4)$$

the one associated to the spectator field χ . Note that the contraction of $T_{\mu\nu}^\chi$ with arbitrary timelike vectors u^μ and u^ν is not necessarily positive definite at all times [38–41], opening the door to potential violations of the weak energy condition $T_{\mu\nu}^\chi u^\mu u^\nu \geq 0$ in this sector. Still, the overall energy density of the Universe is positive definite at all times. The evolution of the spectator field is dictated by the Klein-Gordon equation

$$\ddot{\chi} + 3H\dot{\chi} - \frac{1}{a^2}\nabla^2\chi + \xi R(t)\chi + \lambda\chi^3 = 0, \quad (2.5)$$

where dots denote derivatives with respect to the coordinate time t . The effective time-changing mass for χ depends on the evolution of the Ricci scalar. For a fixed flat Friedmann–Lemaître–Robertson–Walker metric (FLRW) $g_{\mu\nu} = \text{diag}(-1, a^2(t)\delta_{ij})$ with scale factor $a(t)$, this quantity takes the form $R = 3(1 - 3w_\phi)H^2$ with $H = \dot{a}/a$ the Hubble rate and w_ϕ the effective inflaton equation-of-state parameter, identified with the overall background equation of state of the Universe during the early stages of our scenario. During inflation, the non-minimal coupling to curvature acts as a large mass term, safely confining the scalar field to its vacuum and preventing the formation of large isocurvature perturbations [9, 15]. During kination, the Ricci scalar becomes negative since $w_\phi = 1$ and triggers the spontaneous breaking of the \mathbb{Z}_2 symmetry in the χ sector. Two degenerate true vacua appear then at large field values, but their position decreases monotonically towards zero as the Hubble function decreases with time.

To study the dynamics of the spectator field in the kination phase, we assume the inflation-to-kination transition to be instantaneous as compared with the evolution of the scalar field and parameterise the temporal dependence of the scale factor and the Hubble rate as

$$a = a_{\text{kin}} [1 + 3H_{\text{kin}} (t - t_{\text{kin}})]^{1/3}, \quad H = \frac{H_{\text{kin}}}{1 + 3H_{\text{kin}}(t - t_{\text{kin}})}, \quad (2.6)$$

with a_{kin} and H_{kin} the values of these quantities at the onset of kinetic domination, arbitrarily defined at $t = t_{\text{kin}}$. In terms of these quantities the energy density $\rho_\chi = T_{00}^\chi$ and pressure $p_\chi = \sum_k T_{kk}^\chi / (3a^2)$ of the spectator field following from (2.4) take the form

$$\begin{aligned} \rho_\chi &= \frac{\dot{\chi}^2}{2} + \frac{(\nabla\chi)^2}{2a^2} + 3\xi \left(H^2 + H\partial_t - \frac{1}{3} \frac{\nabla^2}{a^2} \right) \chi^2 + \frac{\lambda}{4} \chi^4, \\ p_\chi &= \frac{\dot{\chi}^2}{2} - \frac{|\nabla\chi|^2}{6a^2} + 3\xi \left(H^2 - \frac{1}{3} (\partial_t^2 + 2H\partial_t) + \frac{2}{9} \frac{\nabla^2}{a^2} \right) \chi^2 - \frac{\lambda}{4} \chi^4. \end{aligned} \quad (2.7)$$

In the following, it will be convenient to consider dimensionless quantities, which can be achieved by normalising all dimensionful quantities, especially the scalar field χ , by the kination scale H_{kin} . We also introduce the conformal time variable $d\tau = dt/a$ which we then rescale to obtain

$$z = a_{\text{kin}} \sqrt{6\xi} H_{\text{kin}} \tau, \quad \mathcal{H}(z) = \frac{a'}{a} = \frac{1}{2(z + \nu)}, \quad a(z) = a_{\text{kin}} \sqrt{1 + \frac{z}{\nu}}, \quad (2.8)$$

where, instead of working with the coupling parameter ξ , we introduce the parameter ν following the conventions already used in [9–12]

$$\nu = \sqrt{\frac{3\xi}{2}}. \quad (2.9)$$

The dynamics of the system can be split into two phases. The initial tachyonic phase is defined by the non-minimal coupling term $\sim \xi R\chi^2$ dominating the dynamics. Expanding the scalar field into quantum modes reveals that the amplitude of each mode undergoes an exponential amplification described in terms of Bessel functions [9]. In this phase, the original quantum nature of the system is quickly lost, thanks to the fast classicalisation of the tachyonically-produced particle excitations. This causes the appearance of amplified stochastic patches on typical scales $\sim \mathcal{H}^{-1}$ that grow until the self-interaction contribution $\sim \lambda\chi^4$ can no longer be neglected [42]. The time of *backreaction* coincides with the completion of the first semi-oscillation, happening typically in less than one e-fold from the onset of kination. At this time, the field enters a non-linear phase characterised by the breaking of the locally-homogeneous patches. Contrary to the initial tachyonic phase, numerical methods are necessary to follow the self-interacting dynamics, since the contribution from spatial gradients and non-linear interactions cannot be longer ignored [12, 42]. Eventually, the system develops into a regime of turbulence [43] with a typical transfer of energy from IR modes to UV ones. In less than two e-folds, the average equation of state of the spectator field reaches $w_\chi = 1/3$ and the following evolution of the scalar field's energy density can be tracked as that of a perfect relativistic fluid. The (re)heating of the Universe is ultimately achieved when the inflaton energy density decays below the scalar field's energy density. The timescale of heating phase is then completely defined in terms of the energy-density $\rho_\chi(z_{\text{rad}})$ and the scale of kination H_{kin} .

Thanks to the parametric formulas obtained in [12], we already possess a full characterisation of the heating phase derived from hundreds of lattice simulation, where the main quantities are defined as functions of $(H_{\text{kin}}, \nu, \lambda)$. In particular, the radiation time and the energy-density at radiation time are described by the simple formulas

$$z_{\text{rad}}(\lambda, \nu) = \gamma_1 + \gamma_2 \nu, \quad \rho_{\text{rad}}(\lambda, \nu) = 16H_{\text{kin}}^4 \exp(\delta_1 + \delta_2 \nu + \delta_3 \ln \nu), \quad (2.10)$$

with coefficients

$$\begin{aligned} \gamma_1(\lambda) &= 33.63 + 15.02 n - 0.22 n^2, & \gamma_2(\lambda) &= 7.91 - 0.01 n + 0.02 n^2, \\ \delta_1(\lambda) &= -11.10 - 0.06 n, & \delta_2(\lambda) &= -0.04 - 0.03 n, & \delta_3(\lambda) &= 5.62 + 0.87 n, \end{aligned} \quad (2.11)$$

and $n = -\log_{10}(\lambda)$. These expressions can be combined with the concept of *heating efficiency* [32]

$$\Theta_{\text{ht}}(\lambda, \nu) \equiv \frac{\rho_{\chi}(z_{\text{rad}})}{\rho_{\phi}(z_{\text{rad}})} = \frac{\rho_{\text{rad}}}{3H_{\text{kin}}^2 M_P^2} \left(1 + \frac{z_{\text{rad}}}{\nu}\right)^3, \quad (2.12)$$

to gain a complete picture of the heating stage. In fact, this quantity will turn out to be very useful in the following discussion, as it simplifies the task of rescaling a GW signal to the present cosmological time. Lastly, the *heating temperature* can be computed by associating an instantaneous temperature to the scalar field energy-density

$$T_{\text{ht}} = \left(\frac{30 \rho_{\text{ht}}^{\chi}}{\pi^2 g_*^{\text{ht}}}\right)^{1/4}. \quad (2.13)$$

where the subscript *ht* indicates quantities at the time of a heating. Given that the typical heating and thermalisation timescales are of comparable duration [43–45], the previous definition is a also good estimate of the actual heating temperature. We assume $g_*^{\text{ht}} = 106.75$ at the end of the actual heating phase.

3 Stochastic background of gravitational waves

As the spectator field undergoes the tachyonically-unstable phase, its quantum fluctuations are exponentially amplified, leading to large inhomogeneities on patches with typical scales $\sim \mathcal{H}^{-1}$. These are the main large-amplitude source of the SBGW we will analyse through lattice simulations. In this section, we describe the underlying physics and get an analytical understanding of the final GW spectrum. The complete set of assumptions and explicit derivation can be found in Appendix A.

In the spectator field approximation ($\xi\chi^2 \ll M_P^2$, $\rho_{\chi} \ll \rho_{\phi}$),¹ the evolution equation for a transverse-traceless (TT) gravitational wave perturbation h_{ij}^{TT} ($\partial_i h_{ij}^{TT} = h_{ii}^{TT} = 0$) on a flat FLRW background

$$ds^2 = a^2(\tau) (-d\tau^2 + (\delta_{ij} + h_{ij}^{TT}) dx^i dx^j), \quad (3.1)$$

¹Notice that, in the limit of a spectator scalar field the correction to the Planck mass is negligibly small. In [9, 12] for a field to be a *spectator*, the non-minimal gravitational coupling is allowed to contribute up to 10% of the Planck mass squared. This upper bound can be saturated only at the end of the first semi-oscillation for high values of non-minimal coupling parameter ξ , high kination scales H_{kin} and small values of self-coupling λ . The parameter space in which we will perform our analysis is limited to small values of ξ that can at most cause a 1% change in M_P^2 for a kination scale below 10^{12}GeV and even smaller changes for lower scales.

takes the form

$$\ddot{h}_{ij}^{TT} + 3H\dot{h}_{ij}^{TT} - \frac{\nabla^2 h_{ij}^{TT}}{a^2} \simeq \frac{2}{M_P^2} \Pi_{ij}^{TT}, \quad (3.2)$$

with the source term Π_{ij}^{TT} standing for the TT part of the overall anisotropic energy-momentum tensor. The main contribution to this quantity is associated to the energy-momentum tensor (2.4) for the χ field, namely

$$\Pi_{ij} = \partial_i \chi \partial_j \chi - \xi \partial_i \partial_j \chi^2. \quad (3.3)$$

Knowing the solution of (3.2), the energy-density in GWs can then be computed as the ensemble average

$$\rho_{\text{GW}} = \frac{M_P^2}{4} \langle \dot{h}_{ij}^{TT}(t, \mathbf{x}) \dot{h}_{ij}^{TT}(t, \mathbf{x}) \rangle, \quad (3.4)$$

with the corresponding power spectrum per logarithmic frequency interval given by

$$\Omega_{\text{GW}} = \frac{1}{\rho_c} \frac{d\rho_{\text{GW}}}{d \log k}, \quad (3.5)$$

where ρ_c normalises the GW spectrum to a critical energy-density. We expect the GW spectrum to be peaked at momenta somewhat above H_{kin} , as the backreaction associated to the quartic self-interaction typically breaks down the larger homogeneous patches into sub-horizon fluctuations. The brief life of these colliding ‘‘bubbly’’ features in the field distribution sources a peaked GW signal [46]. Indeed, there exist a certain similarity to the generation of GWs in first-order phase transitions, since the large-amplitude fluctuations are coherent on Hubble-sized patches. One can now clearly appreciate the need for lattice simulations, as such spatial non-linear features can only be studied in a fully-interacting system. Any homogeneous approximation of the dynamics [14, 23–25] is indeed not suitable for achieving a consistent physical description of the process [42].

4 Non-linear dynamics and lattice simulations

Studying the production of GWs during the non-linear phase that follows the onset of backreaction effects requires the use of classical lattice simulations in 3 + 1 dimensions. To this end, we will make use of a modified version of the public code *CosmoLattice* [21, 22] to evolve a self-interacting scalar field in an expanding background while solving the tensor perturbation evolution equation (3.2) that will give us the GW power spectrum (3.5). The default lattice implementation of the Klein-Gordon equation of the spectator field has been modified according to (2.5) to account for the Hubble-dependent mass term. The same is true for the energy momentum tensor in (2.4) and the total energy and pressure (2.7) which include additional terms derived from the extra non-minimal interaction with gravity. The TT stress-energy tensor that sources GWs has also been modified according to the expression in (3.3). We follow some uniform prescriptions in all our lattice simulations to ensure the stability and reliability of the output:

1. The number of lattice points per dimension $N = 288$ (and therefore the comoving lattice size L) are selected in such a way that all relevant modes are always well within the associated infrared (IR) and ultraviolet (UV) resolution in momentum space, thus covering the tachyonic band [17] as well as modes enhanced by subsequent rescattering effects. This leads us to setting $\kappa_{\text{IR}} = 2\nu\mathcal{H}(0)$ and $\kappa_{\text{UV}} \gg \sqrt{4\nu^2 - 1}\kappa_{\text{IR}}$ with $\kappa = k/H_{\text{kin}}$.

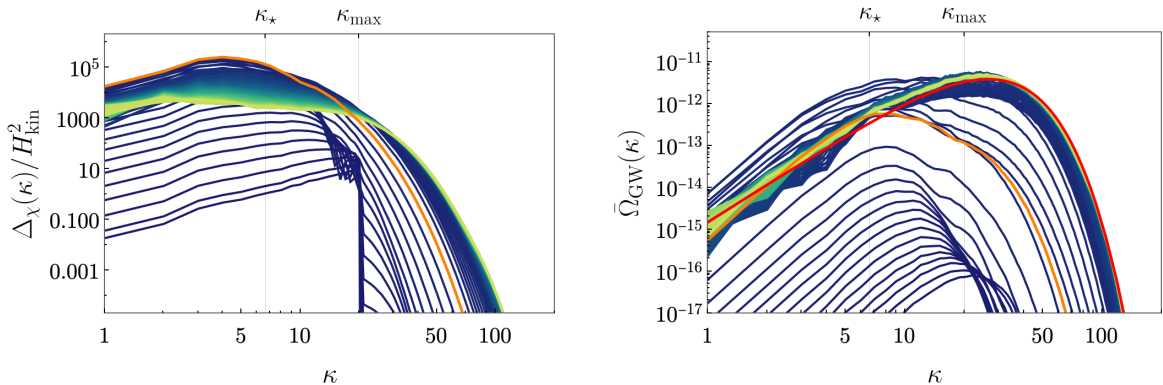


Figure 1: Typical output of a lattice simulation with $\nu = 10$, $\lambda = 10^{-4}$ and $H_{\text{kin}} = 10^{10}$ GeV showing the power spectrum $\Delta_\chi(\kappa)$ of the spectator field and the GW spectrum $\bar{\Omega}_{\text{GW}}(\kappa)$ normalised with respect to the total energy density of the spectator field. Grey vertical lines indicate the momenta scales corresponding to the typical amplified momentum κ_* and the maximum amplified momentum κ_{max} in the tachyonic band at $z = 0$. The spectra are plotted from the initial time until z_{rad} is reached. The orange line corresponds to the spectra measured at z_{br} while the red line in the second panel shows the fitted spectral shape in (5.9).

2. The time-step variable is chosen according to the stability criterion $\delta t/\delta x \ll 1/\sqrt{d}$ [22], with $d = 3$ the number of spatial dimensions and $\delta x = 2\pi/(N\kappa_{\text{IR}})$ the lattice spacing. More specifically, we set $\delta t = 0.1$ for $\nu \geq 10$ and $\delta t = 0.01$ for $\nu < 10$.
3. The background expansion in (2.6) is given by a fixed power-law and therefore, we adopt a symplectic 4th order Velocity-Verlet evolver to achieve a satisfactory stability and precision of the numerical solutions when the conservation of energy cannot be explicitly checked.
4. The lattice initial conditions are set as $\chi(0) = \chi'(0) = 0$, as the spectator quantum field finds itself in vacuum at the end of inflation, with fluctuations over the homogeneous background included as Gaussian random fields. Given the fast classicalisation of the field's quantum fluctuations, the resulting evolution is deterministic up to a randomly-generated initial seed. We choose to keep this base seed constant in all our simulations so to make them exactly comparable, although a more robust but time-consuming approach would require repeating the same simulations with different random seeds and averaging over them. Given that the system loses memory of the initial conditions soon after the development of the tachyonic instability, fixing the initial random seed does not influence the overall macroscopic lattice-averaged evolution.

The typical output of a lattice simulation is displayed in Figure 1 for the model parameters $\nu = 10$, $\lambda = 10^{-4}$. The scalar power spectrum $\Delta_\chi(k) = k^3\mathcal{P}_\chi/(2\pi)$ is shown in the first plot, where the two-point correlator is defined as $\langle \chi_{\mathbf{k}}\chi_{\mathbf{k}'} \rangle = (2\pi)\mathcal{P}_\chi\delta(\mathbf{k} - \mathbf{k}')$, while the GW power spectrum $\bar{\Omega}_{\text{GW}}(\kappa)$ is shown in the second plot. Notice that a bar on top of $\bar{\Omega}_{\text{GW}}$ indicates that it is normalised with respect to the total energy density of the spectator field, i.e. $\rho_c = |\rho_\chi|$.² The typical tachyonic momentum scale $\kappa_* = 2\sqrt{\nu + 1}\kappa_{\text{IR}}$ and the maximum

²As the non-minimal interaction dominates the early dynamics, the total energy density of the field χ is

momentum in the tachyonic band $\kappa_{\max} = \sqrt{4\nu^2 - 1}\kappa_{\text{IR}}$ are highlighted. Some features are to be noted. After the initial violent tachyonic phase, the system slowly relaxes towards an equilibrium state with a steady flow of energy from IR modes to UV ones. The production of GWs is peaked around the time of backreaction $z_{\text{br}} = 13$ for the chosen model parameters, i.e., when the tachyonically-amplified fluctuations reach their maximum extension and lead to the largest contribution to the anisotropy of the system. The orange lines in both plots highlight the spectra at z_{br} . After the large-amplitudes oscillations have been quenched, GWs are produced at a lower rate and the spectrum tends to achieve a steady configuration, with some residual sources given by the small-scale spatial oscillations of the spectator field. The final shape at z_{rad} is given by a simple broken-power law, highlighted by a red line in the figure.

We perform an extensive scanning of the parameter space that covers a large range in non-minimal coupling parameters $\nu \in [6, 24]$, equivalent to $\xi \in [24, 384]$, thus extending the most typically studied range [24] up towards Higgs-Inflation-like values [47, 48]. Regarding the self-interaction parameter, we probe the range $\lambda \in [10^{-1}, 10^{-6}]$ which covers, among other scenarios, the Standard-Model running of the Higgs self-coupling up to the proximity of the instability scale [49–53]. Being the output of all simulations normalised with respect to the mass-scale H_{kin} , each simulation is independent of the choice of such scale, which can be reintroduced whenever dimensionful quantities are needed.

5 Parametric fitting formulas and spectral shape

The scanning of the (ν, λ) parameter space allows us to condense a large amount of numerical information into a set of simple and useful fitting formulas, in the spirit of what has been previously done in the HIPT scenario [12] and for parametric-resonant reheating [54]. We take the *radiation time* z_{rad} as the typical timescale at which we analyse the GW spectrum in each simulation. As was shown in [12], this timescale represents the moment in which the system gains its macroscopic lattice-averaged scaling behaviour, since for $z > z_{\text{rad}}$ the lattice-averaged scalar field equation of state is $\langle w_\chi \rangle \simeq 1/3$. We focus on measuring the peak frequency, peak amplitude and integrated energy density of the GW spectrum at z_{rad} . Given that the energy-density stored into GWs also scales as radiation, it is convenient to use the total energy of the spectator field χ as the critical energy-density in (3.5) and define

$$\bar{\Omega}_{\text{GW}}(z_{\text{rad}}) \equiv \frac{\rho_{\text{GW}}(z_{\text{rad}})}{\rho_\chi(z_{\text{rad}})}. \quad (5.1)$$

As most of the GW production process is active in the non-linear phase between backreaction z_{br} and z_{rad} , measuring $\bar{\Omega}_{\text{GW}}(z_{\text{rad}})$ gives a good estimate of the final GW energy density at the time of reheating. On top of the previous considerations, quantities at z_{rad} can be more straightforwardly used together with the parametric formulas in [12] which are also evaluated at the same timescale.

Following the previous considerations, we compute two fitting formulas from the GW spectra at z_{rad} for the peak momentum κ_{p} and the peak amplitude $\bar{\Omega}_{\text{GW,p}} = \rho_{\text{GW,p}}/|\rho^\chi|$ as a function of ν , $n = -\log_{10} \lambda$ and H_{kin} . For simplicity's sake, we always understand the quantities κ_{p} , $\bar{\Omega}_{\text{GW,p}}$ and $\bar{\Omega}_{\text{GW}}$ to be measured at z_{rad} without writing it explicitly for the

not positive definite, hence the need for taking the absolute value [10–12]. At later times, as the non-minimal coupling becomes less relevant, ρ_χ becomes positive. In any case, the overall energy budget of the Universe is always a positive quantity [38–41].

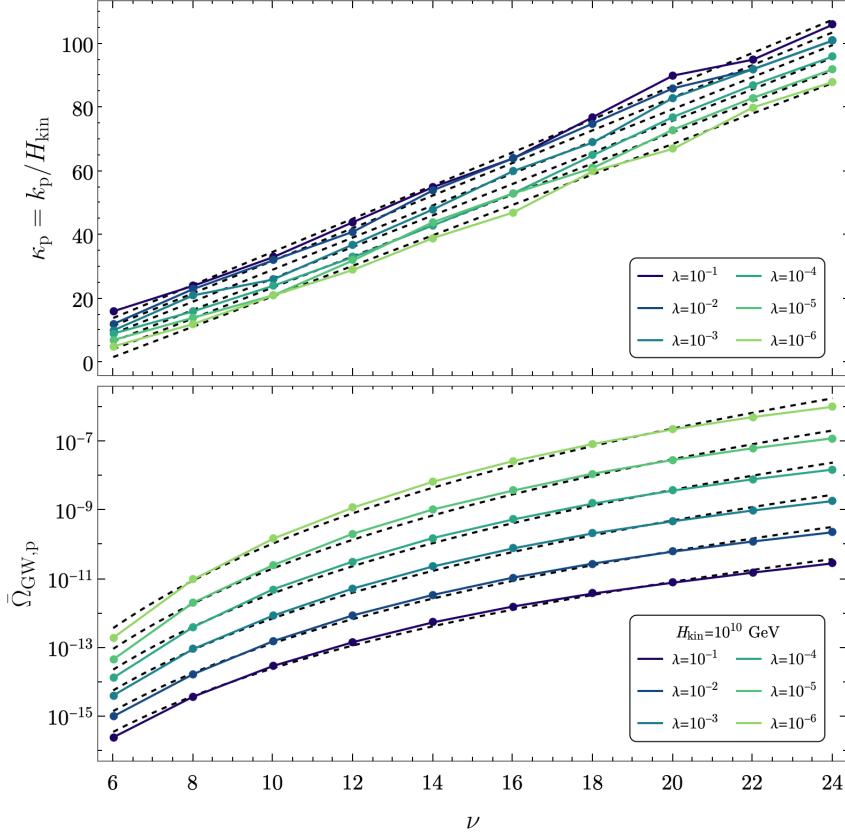


Figure 2: Peak frequency κ_p and peak amplitude $\bar{\Omega}_{\text{GW,p}}$ evaluated at z_{rad} as a function of the model parameters (ν , λ). Regarding $\bar{\Omega}_{\text{GW,p}}$, we have set a fiducial value of $H_{\text{kin}} = 10^{10}$ GeV. Dots indicate the output of single simulations in our scanning grid while black dashed lines display the resulting fitting formulas.

remainder of this work. Using simple linear and exponential ansatz, we obtain that the peak momentum is given by

$$\kappa_p(\nu, \lambda) = \alpha_1 + \alpha_2 \nu, \quad \alpha_1 = -15.36 - 1.95n, \quad \alpha_2 = 5.29 - 0.08n, \quad (5.2)$$

while the peak amplitude is

$$\bar{\Omega}_{\text{GW,p}}(\nu, \lambda) = \left(\frac{H_{\text{kin}}}{10^{10} \text{ GeV}} \right)^2 \exp[\beta_1 + \beta_2 \log \nu],$$

$$\beta_1 = -50.92 + 0.40n, \quad \beta_2 = 7.80 + 0.55n. \quad (5.3)$$

A formula for the integrated energy density of GWs can be obtained in the same way and, as can be expected from peaked production processes, it matches closely the expression for $\bar{\Omega}_{\text{GW,p}}(\nu, \lambda)$, namely

$$\bar{\Omega}_{\text{GW}}(\nu, \lambda) = \left(\frac{H_{\text{kin}}}{10^{10} \text{ GeV}} \right)^2 \exp[\gamma_1 + \gamma_2 \log \nu],$$

$$\gamma_1 = -50.50 + 0.40n, \quad \gamma_2 = 7.70 + 0.55n, \quad (5.4)$$

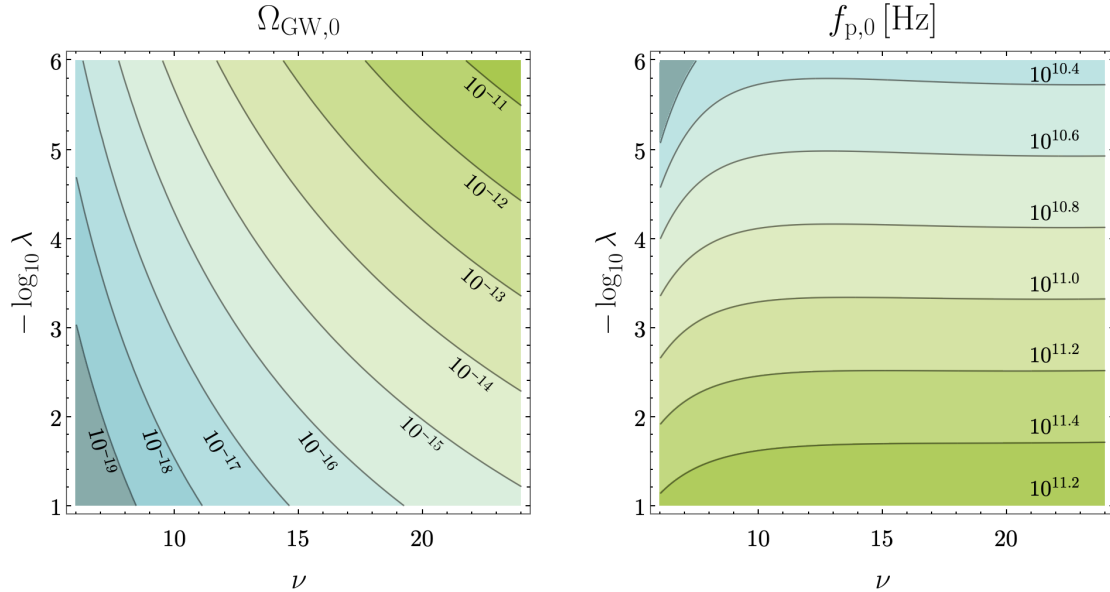


Figure 3: Integrated GW energy density $\Omega_{\text{GW},0}$ and frequency of the peak $f_{p,0}$ at the present cosmological time as a function of the model parameters ν and λ within the parameter space under study. For the energy-density contours, we have set a fiducial value $H_{\text{kin}} = 10^{10}$ GeV.

where the factor of $(H_{\text{kin}}/10^{10} \text{ GeV})^2$ comes from the normalisation of tensor perturbations in the lattice code [55]. The lattice-derived data points and the respective fitting functions can be seen in Figure 2. We note here that the fitting procedure has been monitored using a R^2 -test that always yielded values greater than 0.99. As one would expect, a more intense tachyonic phase leads to a larger portion of energy to be transferred to GWs, as is the case for large values of ν and small values of λ . At the same time, the spectrum is typically peaked at momenta κ_p one or two orders of magnitude larger than the Hubble scale at kination. This is an expected feature since the initial IR amplification breaks turbulently into UV inhomogeneities while GWs are produced.

Once we have a complete picture of the GW spectrum at z_{rad} , frequencies and energy-densities can be rescaled to the present time taking into account the full cosmic history post-production. Following the prescriptions in the literature [56–58], we obtain

$$\Omega_{\text{GW},0} = 1.67 \times 10^{-5} h^{-2} \left(\frac{100}{g_{\text{ht}}^*} \right)^{1/3} \times \bar{\Omega}_{\text{GW}}, \quad (5.5)$$

Indeed, $\bar{\Omega}_{\text{GW}} = \rho_{\text{GW}}/|\rho^\chi|$ measures already the energy-density of GWs at the end of the heating phase, when the spectator field becomes the dominating energy component of the early Universe. The numerical factor encodes the usual dilution due to matter-domination. The dependence of this quantity on the scale of kination is only present implicitly in the fitting formula (5.4). Regarding the shifting in frequency of the spectrum, we compute the rescaling to be

$$f_{p,0} = \frac{a_{\text{rad}}}{a_0} f_{p,\text{rad}} \simeq 1.3 \times 10^9 \text{ Hz} \frac{\kappa}{2\pi} \left(\frac{H_{\text{kin}}}{10^{10} \text{ GeV}} \right)^{1/2} \left(\frac{\Theta_{\text{ht}}}{10^{-8}} \right)^{-1/4} \sqrt{a_{\text{rad}}}, \quad (5.6)$$

where we have normalised the scale factor to the kination scale $a_{\text{kin}} = 1$, set $a_{\text{eq}}/a_0 \simeq 1/3400$, $H_{\text{eq}} \simeq 10^{-37}$ GeV and identified $1 \text{ GeV} = 1.5 \times 10^{24} \text{ Hz}$. We have also used the relations

$$\Theta_{\text{ht}} = \left(\frac{a_{\text{ht}}}{a_{\text{rad}}} \right)^{-2} = \left(\frac{H_{\text{ht}}}{H_{\text{rad}}} \right)^{2/3}, \quad \left(\frac{a_{\text{ht}}}{a_{\text{eq}}} \right) = \left(\frac{H_{\text{eq}}}{H_{\text{ht}}} \right)^{1/2}, \quad \left(\frac{a_{\text{rad}}}{a_{\text{ht}}} \right) = \left(\frac{H_{\text{ht}}}{H_{\text{rad}}} \right)^{1/3}. \quad (5.7)$$

involving the different energy scalings during kination and radiation-domination. The tachyonic production process leads to a typical energy density of the scalar field $\rho_\chi \sim H_{\text{kin}}^4$, which translates into $\Theta_{\text{ht}} \sim H_{\text{kin}}^2$. Indeed, in terms of the parametric formulas in [12], we have

$$\Theta_{\text{ht}}(\lambda, \nu) = \frac{16}{3} \left(\frac{H_{\text{kin}}}{M_P} \right)^2 \left(1 + \frac{\gamma_1 + \gamma_2 \nu}{\nu} \right)^3 \exp(\delta_1 + \delta_2 \nu + \delta_3 \ln \nu), \quad (5.8)$$

and all dependence on the kination scale in (5.6) vanishes. This exact cancellation is an effect of the tight connection between H_{kin} and the scale of heating H_{ht} via the heating efficiency. Qualitatively speaking, the period of kination causes a blueshift of the spectra frequencies that is H_{kin} -dependent and compensates exactly any change in the initial scale H_{kin} . Figure 3 shows the parametric dependence of $f_{p,0}$ and $\Omega_{\text{GW},0}$, the latter for an indicative scale of kination of $H_{\text{kin}} = 10^{10}$ GeV. The typical GW spectrum in our chosen parameter space is placed at $10 - 100$ GHz, while its amplitude can be as large as $\mathcal{O}(10^{-10})$ for $H_{\text{kin}} = 10^{10}$ GeV. It is interesting to notice that lower values of λ cause the spectrum to be shifted at smaller frequencies.

Given the extensive information about GW spectra at z_{rad} obtained previously, it is possible to match the simulation output to a simple broken power-law fit. A customary ansatz for peaked sources of GWs is given by the shape function

$$\bar{\Omega}_{\text{GW}}(f) = \frac{\bar{\Omega}_{\text{GW},p}(a+b)^c}{\left[a \left(\frac{f}{f_p} \right)^{b/c} + b \left(\frac{f}{f_p} \right)^{-a/c} \right]^c}, \quad (5.9)$$

frequently adopted to describe the GW signal from first-order phase transitions [71, 72]. The fitting procedure consists in computing the best values for free parameter a , b and c in (5.9) for each simulation output using a χ -squared algorithm. The coefficients a and b control the IR and UV slopes respectively, while c determines the overall width. Spectra taken at z_{rad} are typically self-similar and smooth, as the production process has already quenched. This fact allows us to simply perform the fitting procedure for every power spectrum extracted at z_{rad} and compute the coefficient's best values, finding

$$a = 3.00, \quad b = 152.34 - 6.57 \nu, \quad c = 105.85 - 4.79 \nu. \quad (5.10)$$

The average value $a = 3$ is expected from causality arguments at small momenta [73], while both b and c show a decreasing trend proportional to ν . Such a feature is linked to the underlying differences of the system at z_{rad} : this timescale is generically longer for more intense tachyonic phases (large ν), thus causing the appearance of larger fluctuations in the UV region. Therefore, the resulting GW spectrum is less steep in the UV as compared to weaker tachyonic phases (small ν).

It has to be noted that two factors can contribute to the uncertainty in the determination of the shape coefficients. In the IR region, because of the strong initial amplification of the scalar field modes, some secondary peaks can still be present at the time z_{rad} . These lead

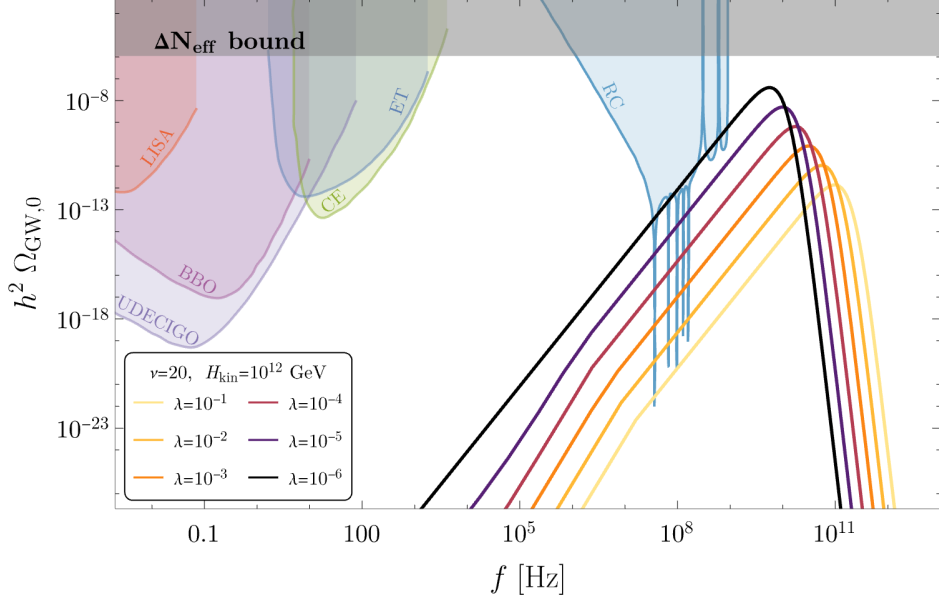


Figure 4: Spectra of the SBGW signal from a HIPT as a function of the self-coupling parameter λ for a fixed value of $\nu = 20$ and $H_{\text{kin}} = 10^{12}$ GeV. Several sensitivity curves of proposed future detectors are being shown: Laser Interferometer Space Antenna (LISA) [59, 60], Big Bang Observer (BBO) [61, 62], UltimateDECIGO [63–65], Einstein Telescope (ET) [66, 67], Cosmic Explorer (CE) [68, 69] and Resonant Cavities (RC) [70]. The grey-shaded area corresponds to the region excluded by the bound on the integrated energy-density in GWs at BBN in (6.1).

to the appearance of a somewhat flatter portion of the spectrum around κ_* , with a $\sim f^2$ scaling (see Figure 1). In the UV region, the finite size of the lattice and its limited power in resolving small modes can lead to some well-known artefacts [74, 75]. Thanks to the choice of lattice spacing and overall size, both types of features have a negligible effect on the integrated power spectrum but can lead to some uncertainty in the determination of the fitted coefficients. In order to limit this uncertainty, we set the fitting domain to be $\kappa < \kappa_{\text{UV}}$ and we examine only the spectra of those simulations with $10 < \nu < 22$, which optimises the lattice covering of the most relevant part of the spectrum. Following this approach, the values in (5.10) give a good estimate of the overall shape of the spectrum and can be adopted to study a larger range of frequencies.

6 Potential for detection

The final step in our analysis consists in comparing the fitted spectra with the sensitivity curves of various proposed GW detectors. Figure 4 shows the spectra sourced by the HIPT, rescaled to the present time and for different values of λ and a fiducial scale of kination $H_{\text{kin}} = 10^{12}$ GeV. The GW signal produced by the phase transition is always fulfilling the BBN bound on the relativistic number of degrees of freedom ΔN_{eff} for all the parameter space under consideration [58]. Indeed, any integrated contribution of a GW power-spectrum has

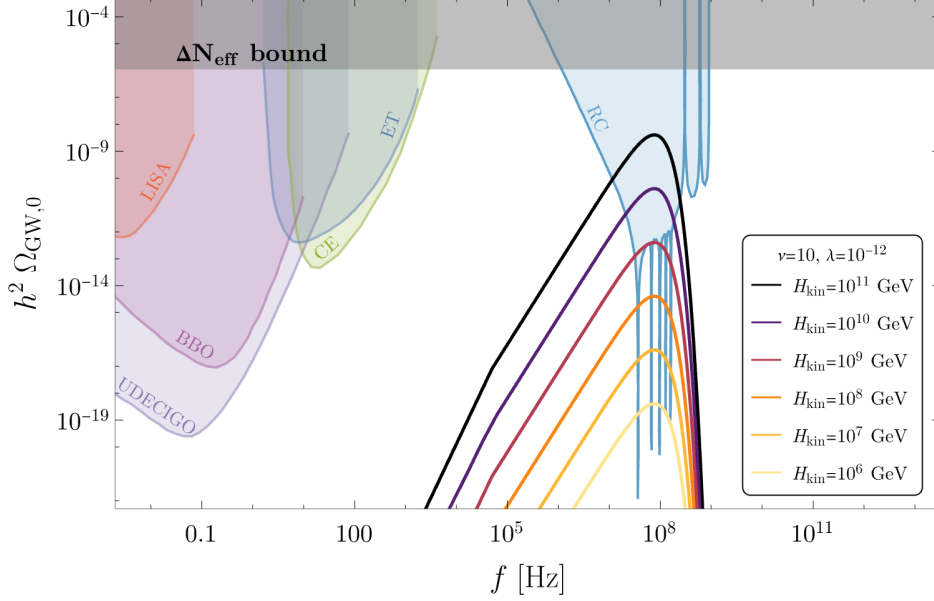


Figure 5: Spectra of the SBGW signal from a HIPT as a function of the scale of kination H_{kin} for fixed values of $\nu = 10$ and $\lambda = 10^{-12}$. The grey-shaded area corresponds to the region excluded by the bound on the integrated energy-density in GWs at BBN in (6.1).

to satisfy the constraint [76]

$$h^2 \int \frac{df}{f} \Omega_{\text{GW},0} \lesssim 5.6 \times 10^{-6} \Delta N_{\text{eff}} = 1.1 \times 10^{-6}, \quad (6.1)$$

which can be recast as a condition on the parameters of the model, namely

$$\bar{\Omega}_{\text{GW}}(\nu, \lambda, H_{\text{kin}}) \lesssim 6.6 \times 10^{-2}. \quad (6.2)$$

For $H_{\text{kin}} = 10^{12}$ GeV, the bound excludes a portion of parameter space outside our chosen parameter range, see the grey-shaded region in Figure 4. The tilt in the low-frequency portion of the spectrum depends on the expansion rate at the horizon-reentry of IR modes, namely $\Omega_{\text{GW},0} \sim f^4$ during kination and $\Omega_{\text{GW},0} \sim f^3$ during radiation-domination [33, 77].

As noted in Figure 3, the larger anisotropy generated by stronger tachyonic phases sources a stronger signal at lower frequencies. This is the case for a lower value of λ , which drives the typical frequencies closer to the Hubble scale at the beginning of kination, as the subsequent heating phase is short-lived and radiation-domination is quickly achieved. This effect reduces the blueshifting, thus opening the possibility for peak detection at 10–100 MHz as can be seen in Figure 5. Notice that in Figure 5 we have fixed the scalar field self-coupling to be $\lambda = 10^{-12}$ thus extrapolating from the clear trend in Figure 3, based on the simplicity and self-similarity of the fitting functions.

In principle, the signal in Figure 4 can be directly amplified by choosing larger kination scales due to the multiplication in (5.4). However, one has to take into account the existence of a maximum and minimum kination scale. The minimum scale guarantees reheating before BBN for a chosen set of model parameters, namely that $T_{\text{ht}} \gtrsim 5$ MeV [78, 79] and can be computed from the definition of heating efficiency in (2.12) and heating temperature in

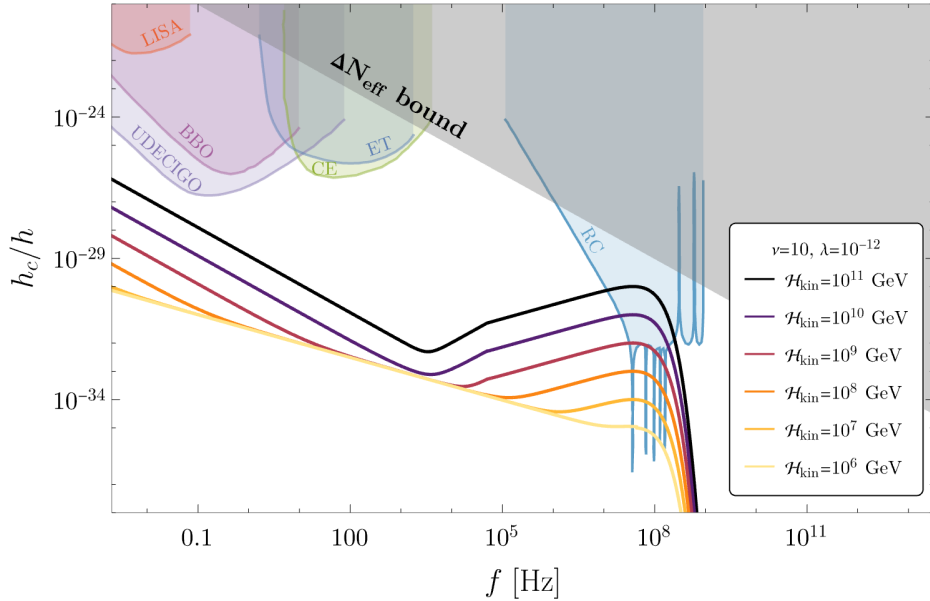


Figure 6: Stochastic strain h_c of the GW background from a HIPT for different kination scales while the other model parameters are set to $\lambda = 10^{-12}$ and $\nu = 10$. The bound on the effective numbers of degrees of freedom at BBN is shown as a grey-shaded area.

(2.13). A maximum scale is set by the requirement of sub-Planckian non-minimal-coupling contributions, i.e. guaranteeing the subdominance of the spectator field and the consistency of the analysis. In Figure 5 we show the full GW signal, including the kination-amplified perturbations for different scales of kination. In this case, for $\nu = 10$ and $\lambda = 10^{-12}$ the kination scale has to be in the range $10^3 \text{ GeV} \lesssim H_{\text{kin}} \lesssim 10^{11} \text{ GeV}$.

The low-frequency tail in Figure 6 shows the unavoidable contribution to the stress-energy tensor given by perturbations generated during inflation from quantum fluctuations. Being this source uncorrelated to the HIPT one, we can simply compute the inflationary GW power spectrum and add it to the one generated by the spectator field's fluctuations. It is well-known [14, 56, 74] that a stiff expansion phase following inflation leads to an amplification of the GW modes over the cosmological background and a blue-tilting of the spectrum. This is described in terms of two different scalings. For modes reentering during the phase of radiation-domination, i.e. $f < f_{\text{ht}}$ the power spectrum nowadays is described by

$$\Omega_{\text{GW}, 0}^{\text{inf}}(f) \simeq 10^{-16} \left(\frac{H_{\text{kin}}}{H_{\text{max}}} \right)^2 \left(\frac{f}{f_{\text{pivot}}} \right)^{n_t}, \quad (6.3)$$

while for modes reentering during the stiff phase of kination, i.e. $f > f_{\text{ht}}$, we rather have

$$\Omega_{\text{GW}, 0}^{\text{inf}}(f) \simeq 10^{-16} \left(\frac{H_{\text{kin}}}{H_{\text{max}}} \right)^2 \left(\frac{f}{f_{\text{pivot}}} \right)^{n_t} \left(\frac{f}{f_{\text{ht}}} \right), \quad (6.4)$$

where H_{max} is the highest inflationary scale measured at the pivot scale $k_{\text{pivot}} = 0.002 \text{ Mpc}^{-1}$ [80], f_{pivot} is the corresponding frequency of the pivot scale and n_t is the spectral tilt of inflationary perturbations. The range of frequencies that experience such amplification is limited to $f > f_{\text{ht}}$, where f_{ht} is the frequency of the mode exiting the horizon at the end of

heating. The typical amplitude of such contribution is negligible as compared to the HIPT signal, unless the anisotropies generated during the tachyonic phase do not achieve a large amplitude and the kination phase is long-lasting. This is the case that can be observed in Figure 6 for low kination scales, i.e. small heating efficiencies, where we have converted amplitudes into stochastic strain via the standard relation [81]

$$\Omega_{\text{GW}} = \frac{4\pi^2}{3H_0^2} f^2 h_c^2(f). \quad (6.5)$$

As Figures 4, 5 and 6 show, the GW signal is peaked at typical frequency scales far from the reach of most ground-based and space-based detectors. This is a core feature of peaked violent processes taking place at high energy scales. Moreover, the peculiar scaling features of our scenario limit the possibility of reducing the typical frequency below the MHz threshold. At the present time, only experiments involving resonant cavities [70, 81, 82] have the potential to reach a good sensitivity in the MHz-GHz range, far below the bound imposed by ΔN_{eff} at BBN.

7 Conclusion and outlook

The present work has filled in a gap in the potential probing of primordial fields undergoing a Hubble-induced phase transition. The building blocks of the model are minimal and require only the presence of non-minimally-coupled spectator fields in the early Universe as well as a stiff expansion phase. Any model satisfying these two assumptions experiences such phase transition which, for values of the non-minimal coupling parameter ξ of the order $10^1 - 10^3$, can lead to the successful heating of the Universe with an associated gravitational-wave signal. By performing a large number of $3 + 1$ -dimensional classical lattice simulations, we have thoroughly investigated the stochastic background of gravitational waves produced by such phase transition. We have summarised our findings in a set of parametric fitting formulas that conveniently encode the main characteristic quantities: the integrated power spectrum, its peak amplitude and the corresponding frequency. We have also provided the first characterisation of the spectral shape for a crossover phase transition using a broken power-law fit.

The advantages of such parametric formulas are clear: key quantities can be estimated without the need for more time-consuming simulations. Moreover, such results can be taken as starting points for extending the analysis to neighbouring scenarios involving, for example, a different stiff equation of state, additional field content and interactions [83, 84], additional non-standard expansion phases etc. In particular, the early-Universe evolution of the Standard Model Higgs field considered in [15] represents a natural application of our results, offering the chance to correlate the gravitational-wave spectrum to the running of the Higgs self-coupling at high energies. This new connection can lead to an interesting interplay between cosmological and particle-physics measurements, in particular the top quark mass. We plan on further investigating this scenario in a follow-up work.

Acknowledgments

G. L. wishes to thank Matteo Piani for the interesting discussions during the preparation of this work. The numerical lattice simulations have been performed with the support of the Infraestrutura Nacional de Computação Distribuída (INCD) funded by the Fundação para

a Ciência e a Tecnologia (FCT) and FEDER under the project 01/SAICT/2016 n^o 022153. G. L. is supported by a fellowship from “la Caixa” Foundation (ID 100010434) with fellowship code LCF/BQ/DI21/11860024. G. L. thanks also FCT for the financial support to the Center for Astrophysics and Gravitation-CENTRA, Instituto Superior Técnico, Universidade de Lisboa, through the Project No. UIDB/00099/2020. D. B. acknowledges support from Project PID2021-122938NB-I00 funded by the Spanish “Ministerio de Ciencia e Innovación” and FEDER “A way of making Europe” and Project SA097P24 funded by Junta de Castilla y León. D. B. and J. R. acknowledge support from Project PID2022-139841NB-I00 funded by the Spanish “Ministerio de Ciencia e Innovación”. J. R. is supported by a Ramón y Cajal contract of the Spanish Ministry of Science and Innovation with Ref. RYC2020-028870-I. A.L-E acknowledges support from Eusko Jaurlaritza (IT1628-22) and by the PID2021-123703NB-C21 grant funded by MCIN/AEI/10.13039/501100011033/ and by ERDF; “A way of making Europe”.

A Derivation of GW source term

In this appendix we will carry out the detailed derivation of the source term in GW equations (3.3). The stress energy tensor of the non-minimally coupled spectator field reads

$$T_{\mu\nu} = \partial_\mu\chi\partial_\nu\chi - g_{\mu\nu} \left(\frac{1}{2}\partial_\alpha\chi\partial^\alpha\chi + \frac{\lambda}{4}\chi^4 \right) + \xi (g_{\mu\nu}\square - \nabla_\mu\nabla_\nu)\chi^2. \quad (\text{A.1})$$

Its TT part, Π_{ij}^{TT} , can be computed as in [46] starting from the expression for the energy-momentum tensor in (A.1), first by transforming it to Fourier space and then by using the spatial projectors $P_{ij} = \delta_{ij} - \hat{k}_i\hat{k}_j$, with $\hat{k}_i = k_i/k$. Once transformed back into position space, the only terms contributing to the TT part take on the very simple expression

$$\tilde{\Pi}_{ij} = \partial_i\chi\partial_j\chi - \xi\nabla_i\nabla_j\chi^2, \quad (\text{A.2})$$

since the applications of the projectors make all the pure-trace components $\sim \delta_{lm}$ vanish. By expanding the covariant derivatives to first order in metric perturbations

$$\nabla_i\nabla_j\chi^2 = \partial_i\partial_j\chi^2 - \left(\Gamma_{ij}^B + \delta_h\Gamma_{ij}^\sigma \right) \partial_\sigma\chi^2 \quad (\text{A.3})$$

with the superscript B indicating that the Christoffel symbol is computed on the background metric we reach the following expression for the part of the stress-energy tensor contributing to the GW equation of motion

$$\tilde{\Pi}_{ij} = \partial_i\chi\partial_j\chi - \xi\partial_i\partial_j\chi^2 + \xi \left[-\frac{1}{2}\partial_t\chi^2\dot{h}_{ij}^{TT} + \frac{1}{2a^2} (\partial_j h_{ik}^{TT} + \partial_i h_{kj}^{TT} - \partial_k h_{ij}^{TT}) \partial_k\chi^2 \right]. \quad (\text{A.4})$$

The terms in the square bracket lead to a renormalisation of the propagation equation for the GW with χ -dependent terms. To see this explicitly, let us consider the TT part of the perturbed Einstein tensor δG^i_j [85]

$$(\delta G^{TT})^i_j = \frac{1}{2a^2} \left[\ddot{h}_{ij}^{TT} + 3H\dot{h}_{ij}^{TT} - \frac{\nabla^2 h_{ij}^{TT}}{a^2} \right], \quad (\text{A.5})$$

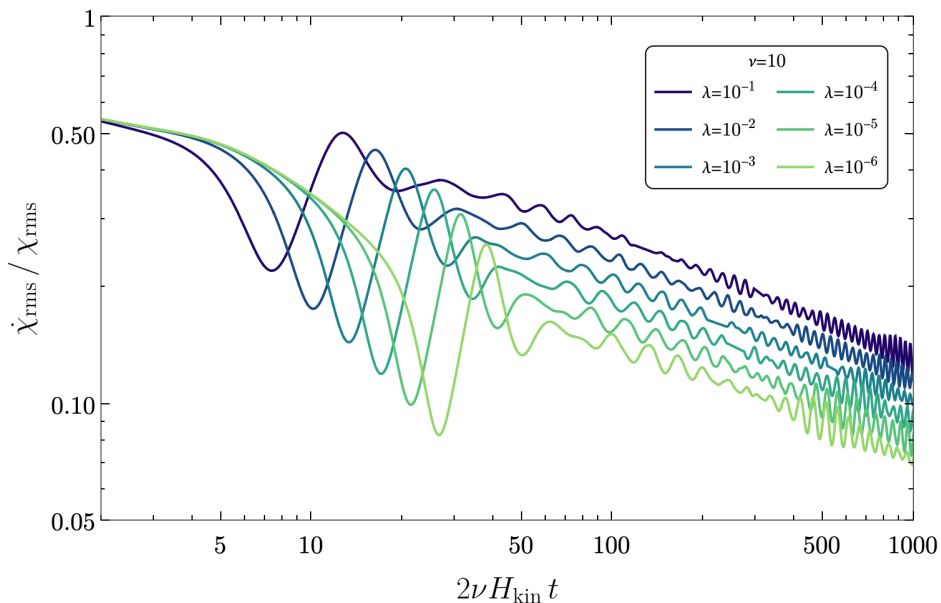


Figure 7: Time-evolution of the ratio $\dot{\chi}_{\text{rms}}/\chi_{\text{rms}}$, where a prime indicates a derivative with respect to z . Different colours indicate the numerical output of different lattice simulations with constant $\nu = 10$.

define a novel anisotropic tensor

$$\Pi_{ij} = \partial_i \chi \partial_j \chi - \xi \partial_i \partial_j \chi^2, \quad (\text{A.6})$$

and shift the other terms in (A.4) to the left hand side of the GW propagation equation after introducing a suitable total spatial derivative which vanishes when computing spatial averages on the lattice. With this procedure, we obtain

$$\ddot{h}_{ij}^{TT} + \left(3H + \frac{2u}{1+u} \frac{\dot{\chi}}{\chi}\right) \dot{h}_{ij}^{TT} - \left(1 + \frac{u}{1+u}\right) \frac{\nabla^2 h_{ij}^{TT}}{a^2} = \frac{2}{M_P^2(1+u)} \Pi_{ij}^{TT} + \partial_k S_{k,ij}^{TT}, \quad (\text{A.7})$$

with $\partial_k S_{k,ij}$ the aforementioned total derivative and $u \equiv \xi \chi^2 / M_P^2$. As long as the χ field remains a subdominant component with $u \ll 1$ and $(\partial\chi)^2 \ll H_{\text{kin}}^2 M_P^2$, the u dependence in (A.7) can be neglected and the propagation equation for gravitational waves reduces to the simple expression (3.5). Note in particular that the contribution arising from the term proportional to $\dot{\chi}/\chi$ in the first bracket is much smaller than the Hubble scale as long as $u \ll 1$, see Figure 7, where the lattice-averaged rms quantities are shown.

References

- [1] LIGO SCIENTIFIC, VIRGO collaboration, B. P. Abbott et al., *Observation of Gravitational Waves from a Binary Black Hole Merger*, *Phys. Rev. Lett.* **116** (2016) 061102 [[1602.03837](#)].
- [2] LIGO SCIENTIFIC, VIRGO collaboration, B. P. Abbott et al., *GW151226: Observation of Gravitational Waves from a 22-Solar-Mass Binary Black Hole Coalescence*, *Phys. Rev. Lett.* **116** (2016) 241103 [[1606.04855](#)].

- [3] LIGO SCIENTIFIC, VIRGO collaboration, B. P. Abbott et al., *GW170817: Observation of Gravitational Waves from a Binary Neutron Star Inspiral*, *Phys. Rev. Lett.* **119** (2017) 161101 [[1710.05832](#)].
- [4] NANOGrav collaboration, G. Agazie et al., *The NANOGrav 15 yr Data Set: Evidence for a Gravitational-wave Background*, *Astrophys. J. Lett.* **951** (2023) L8 [[2306.16213](#)].
- [5] NANOGrav collaboration, A. Afzal et al., *The NANOGrav 15 yr Data Set: Search for Signals from New Physics*, *Astrophys. J. Lett.* **951** (2023) L11 [[2306.16219](#)].
- [6] EPTA, INPTA: collaboration, J. Antoniadis et al., *The second data release from the European Pulsar Timing Array - III. Search for gravitational wave signals*, *Astron. Astrophys.* **678** (2023) A50 [[2306.16214](#)].
- [7] EPTA, INPTA collaboration, J. Antoniadis et al., *The second data release from the European Pulsar Timing Array - IV. Implications for massive black holes, dark matter, and the early Universe*, *Astron. Astrophys.* **685** (2024) A94 [[2306.16227](#)].
- [8] J. Ellis, M. Fairbairn, G. Franciolini, G. Hütsi, A. Iovino, M. Lewicki et al., *What is the source of the PTA GW signal?*, *Phys. Rev. D* **109** (2024) 023522 [[2308.08546](#)].
- [9] D. Bettoni and J. Rubio, *Hubble-induced phase transitions: Walls are not forever*, *JCAP* **01** (2020) 002 [[1911.03484](#)].
- [10] D. Bettoni and J. Rubio, *Quintessential Inflation: A Tale of Emergent and Broken Symmetries*, *Galaxies* **10** (2022) 22 [[2112.11948](#)].
- [11] D. Bettoni, A. Lopez-Eiguren and J. Rubio, *Hubble-induced phase transitions on the lattice with applications to Ricci reheating*, *JCAP* **01** (2022) 002 [[2107.09671](#)].
- [12] G. Laverda and J. Rubio, *Ricci reheating reloaded*, *JCAP* **03** (2024) 033 [[2307.03774](#)].
- [13] D. G. Figueroa, T. Opferkuch and B. A. Stefanek, *Ricci Reheating on the Lattice*, [2404.17654](#).
- [14] T. Opferkuch, P. Schwaller and B. A. Stefanek, *Ricci Reheating*, *JCAP* **1907** (2019) 016 [[1905.06823](#)].
- [15] G. Laverda and J. Rubio, *The rise and fall of the Standard-Model Higgs: electroweak vacuum stability during kination*, *JHEP* **05** (2024) 339 [[2402.06000](#)].
- [16] D. Bettoni, G. Doménech and J. Rubio, *Gravitational waves from global cosmic strings in quintessential inflation*, *JCAP* **1902** (2019) 034 [[1810.11117](#)].
- [17] D. Bettoni and J. Rubio, *Quintessential Affleck-Dine baryogenesis with non-minimal couplings*, *Phys. Lett.* **B784** (2018) 122 [[1805.02669](#)].
- [18] M. Kierkla, G. Laverda, M. Lewicki, A. Mantziris, M. Piani, J. Rubio et al., *From Hubble to Bubble*, *JHEP* **11** (2023) 077 [[2309.08530](#)].
- [19] A. Mantziris and O. Bertolami, *Gravitational waves from a curvature-induced phase transition of a Higgs-portal dark matter sector*, [2407.18845](#).
- [20] F. Goertz, M. Hager, G. Laverda and J. Rubio, *Phasing out of Darkness: From Sterile Neutrino Dark Matter to Neutrino Masses via Time-Dependent Mixing*, [2407.04778](#).
- [21] D. G. Figueroa, A. Florio, F. Torrenti and W. Valkenburg, *The art of simulating the early Universe – Part I*, *JCAP* **04** (2021) 035 [[2006.15122](#)].
- [22] D. G. Figueroa, A. Florio, F. Torrenti and W. Valkenburg, *CosmoLattice: A modern code for lattice simulations of scalar and gauge field dynamics in an expanding universe*, *Comput. Phys. Commun.* **283** (2023) 108586 [[2102.01031](#)].
- [23] K. Dimopoulos and T. Markkanen, *Non-minimal gravitational reheating during kination*, *JCAP* **1806** (2018) 021 [[1803.07399](#)].

- [24] D. G. Figueroa and C. T. Byrnes, *The Standard Model Higgs as the origin of the hot Big Bang*, *Phys. Lett.* **B767** (2017) 272 [[1604.03905](#)].
- [25] M. Fairbairn, K. Kainulainen, T. Markkanen and S. Nurmi, *Despicable Dark Relics: generated by gravity with unconstrained masses*, *JCAP* **1904** (2019) 005 [[1808.08236](#)].
- [26] Y. Akrami, R. Kallosh, A. Linde and V. Vardanyan, *Dark energy, α -attractors, and large-scale structure surveys*, *JCAP* **1806** (2018) 041 [[1712.09693](#)].
- [27] K. Dimopoulos and C. Owen, *Quintessential Inflation with α -attractors*, *JCAP* **1706** (2017) 027 [[1703.00305](#)].
- [28] K. Dimopoulos, L. Donaldson Wood and C. Owen, *Instant preheating in quintessential inflation with α -attractors*, *Phys. Rev.* **D97** (2018) 063525 [[1712.01760](#)].
- [29] C. García-García, E. V. Linder, P. Ruíz-Lapuente and M. Zumalacárregui, *Dark energy from α -attractors: phenomenology and observational constraints*, *JCAP* **1808** (2018) 022 [[1803.00661](#)].
- [30] C. Wetterich, *Cosmology and the Fate of Dilatation Symmetry*, *Nucl. Phys.* **B302** (1988) 668 [[1711.03844](#)].
- [31] C. Wetterich, *The Cosmon model for an asymptotically vanishing time dependent cosmological 'constant'*, *Astron. Astrophys.* **301** (1995) 321 [[hep-th/9408025](#)].
- [32] J. Rubio and C. Wetterich, *Emergent scale symmetry: Connecting inflation and dark energy*, *Phys. Rev.* **D96** (2017) 063509 [[1705.00552](#)].
- [33] Y. Gouttenoire, G. Servant and P. Simakachorn, *Kination cosmology from scalar fields and gravitational-wave signatures*, [2111.01150](#).
- [34] P. J. E. Peebles and A. Vilenkin, *Quintessential inflation*, *Phys. Rev.* **D59** (1999) 063505 [[astro-ph/9810509](#)].
- [35] B. Spokoiny, *Deflationary universe scenario*, *Phys. Lett.* **B315** (1993) 40 [[gr-qc/9306008](#)].
- [36] N. D. Birrell and P. C. W. Davies, *Quantum Fields in Curved Space*, Cambridge Monographs on Mathematical Physics. Cambridge Univ. Press, Cambridge, UK, 1984, [10.1017/CBO9780511622632](#).
- [37] V. Mukhanov and S. Winitzki, *Introduction to quantum effects in gravity*. Cambridge University Press, 6, 2007.
- [38] L. H. Ford, *COSMOLOGICAL CONSTANT DAMPING BY UNSTABLE SCALAR FIELDS*, *Phys. Rev. D* **35** (1987) 2339.
- [39] L. H. Ford and T. A. Roman, *Classical scalar fields and violations of the second law*, *Phys. Rev. D* **64** (2001) 024023 [[gr-qc/0009076](#)].
- [40] J. D. Bekenstein, *Nonsingular General Relativistic Cosmologies*, *Phys. Rev. D* **11** (1975) 2072.
- [41] E. E. Flanagan and R. M. Wald, *Does back reaction enforce the averaged null energy condition in semiclassical gravity?*, *Phys. Rev. D* **54** (1996) 6233 [[gr-qc/9602052](#)].
- [42] G. N. Felder, L. Kofman and A. D. Linde, *Tachyonic instability and dynamics of spontaneous symmetry breaking*, *Phys. Rev.* **D64** (2001) 123517 [[hep-th/0106179](#)].
- [43] R. Micha and I. I. Tkachev, *Turbulent thermalization*, *Phys. Rev.* **D70** (2004) 043538 [[hep-ph/0403101](#)].
- [44] R. Micha and I. I. Tkachev, *Relativistic turbulence: A Long way from preheating to equilibrium*, *Phys. Rev. Lett.* **90** (2003) 121301 [[hep-ph/0210202](#)].
- [45] R. Micha and I. I. Tkachev, *Preheating and thermalization after inflation*, in *5th International Conference on Strong and Electroweak Matter*, pp. 210–219, 2003, [hep-ph/0301249](#), DOI.

- [46] J. Garcia-Bellido, D. G. Figueroa and A. Sastre, *A Gravitational Wave Background from Reheating after Hybrid Inflation*, *Phys. Rev. D* **77** (2008) 043517 [0707.0839].
- [47] F. L. Bezrukov and M. Shaposhnikov, *The Standard Model Higgs boson as the inflaton*, *Phys. Lett. B* **659** (2008) 703 [0710.3755].
- [48] J. Rubio, *Higgs inflation*, *Front. Astron. Space Sci.* **5** (2019) 50 [1807.02376].
- [49] F. Bezrukov, M. Y. Kalmykov, B. A. Kniehl and M. Shaposhnikov, *Higgs Boson Mass and New Physics*, *JHEP* **10** (2012) 140 [1205.2893].
- [50] G. Degrassi, S. Di Vita, J. Elias-Miro, J. R. Espinosa, G. F. Giudice, G. Isidori et al., *Higgs mass and vacuum stability in the Standard Model at NNLO*, *JHEP* **08** (2012) 098 [1205.6497].
- [51] D. Buttazzo, G. Degrassi, P. P. Giardino, G. F. Giudice, F. Sala, A. Salvio et al., *Investigating the near-criticality of the Higgs boson*, *JHEP* **12** (2013) 089 [1307.3536].
- [52] F. Bezrukov, J. Rubio and M. Shaposhnikov, *Living beyond the edge: Higgs inflation and vacuum metastability*, *Phys. Rev. D* **92** (2015) 083512 [1412.3811].
- [53] J. Rubio, *Higgs inflation and vacuum stability*, *J. Phys. Conf. Ser.* **631** (2015) 012032 [1502.07952].
- [54] D. G. Figueroa and F. Torrenti, *Parametric resonance in the early Universe—a fitting analysis*, *JCAP* **1702** (2017) 001 [1609.05197].
- [55] J. Baeza-Ballester, D. G. Figueroa and N. Loayza, “CosmoLattice Technical Notes.” <https://cosmolattice.net/technicalnotes/>.
- [56] R. Allahverdi et al., *The First Three Seconds: a Review of Possible Expansion Histories of the Early Universe*, 2006.16182.
- [57] C. Cosme, D. G. Figueroa and N. Loayza, *Gravitational wave production from preheating with trilinear interactions*, *JCAP* **05** (2023) 023 [2206.14721].
- [58] C. Caprini and D. G. Figueroa, *Cosmological Backgrounds of Gravitational Waves*, *Class. Quant. Grav.* **35** (2018) 163001 [1801.04268].
- [59] P. Amaro-Seoane, H. Audley, S. Babak, J. Baker, E. Barausse, P. Bender et al., *Laser interferometer space antenna*, 2017.
- [60] T. Robson, N. J. Cornish and C. Liu, *The construction and use of LISA sensitivity curves*, *Class. Quant. Grav.* **36** (2019) 105011 [1803.01944].
- [61] J. Crowder and N. J. Cornish, *Beyond LISA: Exploring future gravitational wave missions*, *Phys. Rev. D* **72** (2005) 083005 [gr-qc/0506015].
- [62] V. Corbin and N. J. Cornish, *Detecting the cosmic gravitational wave background with the big bang observer*, *Class. Quant. Grav.* **23** (2006) 2435 [gr-qc/0512039].
- [63] N. Seto, S. Kawamura and T. Nakamura, *Possibility of direct measurement of the acceleration of the universe using 0.1-Hz band laser interferometer gravitational wave antenna in space*, *Phys. Rev. Lett.* **87** (2001) 221103 [astro-ph/0108011].
- [64] K. Yagi and N. Seto, *Detector configuration of DECIGO/BBO and identification of cosmological neutron-star binaries*, *Phys. Rev. D* **83** (2011) 044011 [1101.3940].
- [65] S. Kawamura et al., *Current status of space gravitational wave antenna DECIGO and B-DECIGO*, *PTEP* **2021** (2021) 05A105 [2006.13545].
- [66] M. Punturo et al., *The Einstein Telescope: A third-generation gravitational wave observatory*, *Class. Quant. Grav.* **27** (2010) 194002.
- [67] M. Branchesi et al., *Science with the Einstein Telescope: a comparison of different designs*, *JCAP* **07** (2023) 068 [2303.15923].

- [68] LIGO SCIENTIFIC collaboration, B. P. Abbott et al., *Exploring the Sensitivity of Next Generation Gravitational Wave Detectors*, *Class. Quant. Grav.* **34** (2017) 044001 [[1607.08697](#)].
- [69] D. Reitze et al., *Cosmic Explorer: The U.S. Contribution to Gravitational-Wave Astronomy beyond LIGO*, *Bull. Am. Astron. Soc.* **51** (2019) 035 [[1907.04833](#)].
- [70] N. Herman, L. Lehoucq and A. Fúzfa, *Electromagnetic antennas for the resonant detection of the stochastic gravitational wave background*, *Phys. Rev. D* **108** (2023) 124009 [[2203.15668](#)].
- [71] M. Lewicki and V. Vaskonen, *Gravitational waves from colliding vacuum bubbles in gauge theories*, *Eur. Phys. J. C* **81** (2021) 437 [[2012.07826](#)].
- [72] M. Lewicki and V. Vaskonen, *Gravitational waves from bubble collisions and fluid motion in strongly supercooled phase transitions*, *Eur. Phys. J. C* **83** (2023) 109 [[2208.11697](#)].
- [73] C. Caprini, R. Durrer, T. Konstandin and G. Servant, *General Properties of the Gravitational Wave Spectrum from Phase Transitions*, *Phys. Rev. D* **79** (2009) 083519 [[0901.1661](#)].
- [74] C. Chen, K. Dimopoulos, C. Eröncel and A. Ghoshal, *Enhanced primordial gravitational waves from a stiff post-inflationary era due to an oscillating inflaton*, [2405.01679](#).
- [75] I. Dankovsky, E. Babichev, D. Gorbunov, S. Ramazanov and A. Vikman, *Revisiting evolution of domain walls and their gravitational radiation with CosmoLattice*, [2406.17053](#).
- [76] PLANCK collaboration, N. Aghanim et al., *Planck 2018 results. VI. Cosmological parameters*, *Astron. Astrophys.* **641** (2020) A6 [[1807.06209](#)].
- [77] A. Hook, G. Marques-Tavares and D. Racco, *Causal gravitational waves as a probe of free streaming particles and the expansion of the Universe*, *JHEP* **02** (2021) 117 [[2010.03568](#)].
- [78] P. F. de Salas, M. Lattanzi, G. Mangano, G. Miele, S. Pastor and O. Pisanti, *Bounds on very low reheating scenarios after Planck*, *Phys. Rev. D* **92** (2015) 123534 [[1511.00672](#)].
- [79] T. Hasegawa, N. Hiroshima, K. Kohri, R. S. L. Hansen, T. Tram and S. Hannestad, *MeV-scale reheating temperature and thermalization of oscillating neutrinos by radiative and hadronic decays of massive particles*, *JCAP* **12** (2019) 012 [[1908.10189](#)].
- [80] PLANCK collaboration, Y. Akrami et al., *Planck 2018 results. X. Constraints on inflation*, *Astron. Astrophys.* **641** (2020) A10 [[1807.06211](#)].
- [81] N. Aggarwal et al., *Challenges and opportunities of gravitational-wave searches at MHz to GHz frequencies*, *Living Rev. Rel.* **24** (2021) 4 [[2011.12414](#)].
- [82] C. Gatti, L. Visinelli and M. Zantedeschi, *Cavity detection of gravitational waves: Where do we stand?*, *Phys. Rev. D* **110** (2024) 023018 [[2403.18610](#)].
- [83] J. Repond and J. Rubio, *Combined Preheating on the lattice with applications to Higgs inflation*, *JCAP* **1607** (2016) 043 [[1604.08238](#)].
- [84] J. Fan, K. D. Lozanov and Q. Lu, *Spillway Preheating*, *JHEP* **05** (2021) 069 [[2101.11008](#)].
- [85] H. Kodama and M. Sasaki, *Cosmological Perturbation Theory*, *Prog. Theor. Phys. Suppl.* **78** (1984) 1.