

# Distribution-Level Feature Distancing for Machine Unlearning: Towards a Better Trade-off Between Model Utility and Forgetting

Dasol Choi<sup>1,2</sup>, Dongbin Na<sup>3</sup>,

<sup>1</sup>Yonsei University <sup>2</sup>MODULABS <sup>3</sup>POSTECH  
dasolchoi@yonsei.ac.kr, dongbinna@postech.ac.kr

## Abstract

With the explosive growth of deep learning applications, the **right to be forgotten** has become increasingly in demand in various AI industries. For example, given a facial recognition system, some individuals may wish to remove images that might have been used in the training phase from the trained model. Unfortunately, modern deep neural networks sometimes unexpectedly leak personal identities. Recent studies have presented various machine unlearning algorithms to make a trained model unlearn the data to be forgotten. While these methods generally perform well in terms of forgetting scores, we have found that an unexpected model utility drop can occur. This phenomenon, which we term **correlation collapse**, happens when the machine unlearning algorithms reduce the useful correlation between image features and the true label. To address this challenge, we propose **Distribution-Level Feature Distancing (DLFD)**, a novel method that efficiently forgets instances while preventing correlation collapse. Our method synthesizes data samples so that the generated data distribution is far from the distribution of samples being forgotten in the feature space, achieving effective results within a single training epoch. Through extensive experiments on facial recognition datasets, we demonstrate that our approach significantly outperforms state-of-the-art machine unlearning methods. The implementation of DLFD can be accessed at <https://github.com/Dasol-Choi/DLFD>.

## Introduction

Deep neural network models have achieved remarkable success in various computer vision applications (He et al. 2016; Tan and Le 2019; Han et al. 2022; Huang et al. 2017; Jiang et al. 2022). Especially, recent work has shown large-scale foundation models have demonstrated superior classification performance across a range of tasks (Radford et al. 2021; Kolesnikov et al. 2020; Floridi and Chiriatti 2020; Han et al. 2022; Liu et al. 2023). However, alongside these advancements, concerns have emerged regarding the unintentional leakage of sensitive information, such as personal identities from training data (Shokri et al. 2017a; Tarun et al. 2023; Hu et al. 2022). This issue is particularly pressing in the context of training data extraction attacks, where studies have shown that even large foundation models can leak information when deployed in real-world settings (Yu et al. 2023; Carlini et al. 2021).

Machine unlearning has emerged as a promising solution to mitigate potential data leakage (Tarun et al. 2023; Gotatkar, Achille, and Soatto 2020b; Gupta et al. 2021), particularly in upholding the *right to be forgotten*, which allows individuals to request the removal of their personal information from trained models. For example, in medical AI applications, a patient might request that their medical images, used during the training of a diagnostic model, be removed to protect their privacy. In such a scenario, machine unlearning would enable the model to forget the patient’s data without compromising the model’s overall performance on other tasks. This growing need for privacy has driven interest in machine unlearning research within various AI-driven industries.

Despite the progress made by recent machine unlearning algorithms, our work identifies a critical issue that has not been fully explored: the risk of **correlation collapse**. When simply applying existing error-maximizing methods (Tarun et al. 2023; Kurmanji, Triantafillou, and Triantafillou 2023; Chundawat et al. 2023b), unexpected outcomes can occur. For instance, these methods can inadvertently increase the magnitude of loss excessively, leading to additional data leakage by making certain data points appear *special*. Moreover, relying solely on these approaches might degrade the generalization performance of the model on the original task, thereby introducing a trade-off between model utility and forgetting. We believe this degradation is due to correlation collapse, where the useful correlations between image features and their true labels are weakened. To prevent these unexpected performance drops, it is crucial to carefully adapt and improve upon the existing methods.

To address this challenge, we propose a novel method called *Distribution-Level Feature Distancing (DLFD)* that enables unlearning of specific images while maintaining the accuracy of the original task. Our approach shifts the **feature distribution of the retained images** away from the distribution of the images to be forgotten, by leveraging the *Optimal Transport (OT)* problem (Peyré, Cuturi et al. 2019; Le et al. 2021; Cuturi 2013; Altschuler, Niles-Weed, and Rigollet 2017). Specifically, DLFD generates perturbed images by maximizing the distance between the optimized data distribution and the distribution of the data to be forgotten in the feature space using OT loss.

Our method demonstrates superior performance com-

pared to state-of-the-art (SOTA) methods in a problem setting that closely resembles real-world scenarios. Additionally, we introduce and analyze the concept of correlation collapse, which has not been extensively addressed in previous work, and revisit the task-agnostic instance unlearning setting.

Our contributions are as follows:

- We identify and address **correlation collapse**, a critical issue that can lead to a drop in model utility, and propose an effective solution to mitigate this risk.
- We propose a novel method, *Distribution-Level Feature Distancing (DLFD)*, that generates a proxy data distribution distinct from the distribution of data to be forgotten.
- Through extensive experiments, we demonstrate that our method outperforms previous SOTA methods in task-agnostic machine unlearning.

## Related Work

The previous machine unlearning algorithms typically rely on two main concepts: (1) model manipulation, and (2) data manipulation. Firstly, various studies have addressed the machine unlearning problem by directly manipulating the parameters of the model to erase specific information. For instance, the *Fisher Forgetting* (Golatkar, Achille, and Soatto 2020a) method scrubs the model by directly adding specific noises to the parameters using the inverse of the Fisher information matrix. Another approach, SCRUB (Kurmanji, Triantafillou, and Triantafillou 2023), improves forgetting performance by using a teacher model that is a clone of the original model. This method trains the unlearned model by minimizing the KL divergence between the output probability of the unlearned model ( $\theta_{unlearned}$ ) and that of the teacher model ( $\theta_{teacher}$ ). Similarly, the BadTeaching (Chundawat et al. 2023a) method employs three models: a competent teacher, an incompetent teacher, and a student (unlearned model  $\theta_{unlearned}$ ). The student model is trained to mimic the competent teacher on the  $D_{retain}$  while following the incompetent teacher on the  $D_{forget}$ . These methods highlight the effectiveness of teacher-student models in enhancing machine unlearning performance.

On the other hand, some methods focus on data manipulation. For example, UNSIR (Tarun et al. 2023) generates artificial noise that is added to the data to maximize the loss values for a specific target class that needs to be forgotten. Training on these error-maximized data points has shown good forgetting performance. Building on this, another method (Chundawat et al. 2023b) uses *samples to be retained* to improve unlearning scores, extending the work of UNSIR. Similarly, recent works (Cha et al. 2024) use intentionally perturbing noise to increase the loss value, focusing primarily on error-maximizing synthesized images to achieve a high forgetting score.

However, we argue that this error-maximizing approach can easily lead to **correlation collapse**, where the useful correlations between features and labels degrade. Our work addresses these challenges by focusing on distribution-level changes rather than instance-level perturbations, which will be elaborated upon in the subsequent sections.

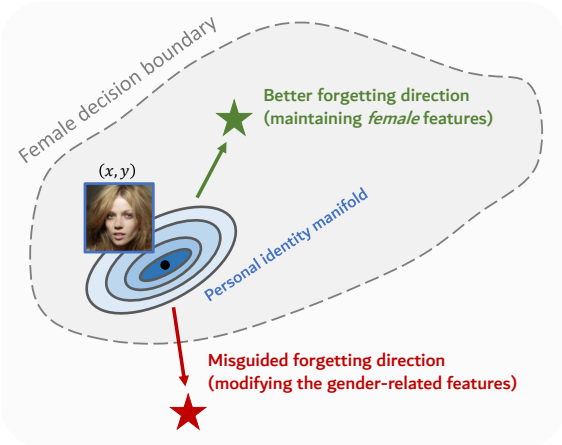


Figure 1: The conceptual illustration of the correlation collapse. If following the **misguided** forgetting direction, the correlation between the task-related useful features and labels can weaken.

## Motivation: Correlation Collapse

In the general computer vision domain, a feature vector  $w \in \mathcal{W}$  corresponding to an image  $x_{retain}$  might contain various semantic information (Na, Ji, and Kim 2022; Richardson et al. 2021). Some of these semantic features, which we denote as  $w_{task}$ , are highly correlated with the original task that the model  $\theta_{original}$  is designed to solve. However, for personal identity unlearning tasks, another set of features,  $w_{identity}$ , represents information specific to a particular personal identity. Notably,  $w_{identity}$  often shares overlapping information with  $w_{task}$ , leading to a phenomenon we refer to as **feature entangling**. In the latent space  $\mathcal{W}$ , we assume that the manifold of personal identity contains some task-related features, such that  $\mathcal{W}_{task} \subset \mathcal{W}$  and  $\mathcal{W}_{identity} \subset \mathcal{W}$ . This entanglement makes it fundamentally challenging to disentangle  $w_{identity}$  from  $w_{task}$  because features relevant to individual identities, such as facial structure or expression, can also be crucial for the specific task the model is solving (e.g., gender classification). This situation results in what we describe as **correlation collapse**.

For instance, consider a facial gender classification model. The  $w_{identity}$  vector might include semantic information like facial wrinkles, hair color, and eye shape, which are also relevant to the  $w_{task}$  vector for gender classification. If we apply an error-maximizing loss to forget a specific data point  $x_{forget}$ , this process could inadvertently alter the useful task-related features within  $x_{retain}$  that are correlated with the *female* class (the true label). This change can weaken the correlation between the task-related features and their correct labels, degrading the model’s generalization performance.

Assume we have a data point  $x_{retain}$  to be retained and a data point  $x_{forget}$  to be forgotten, both belonging to the same class, such as the *female* class. As shown in Figure 1, modifying  $x_{retain}$  to increase the loss associated with  $x_{forget}$

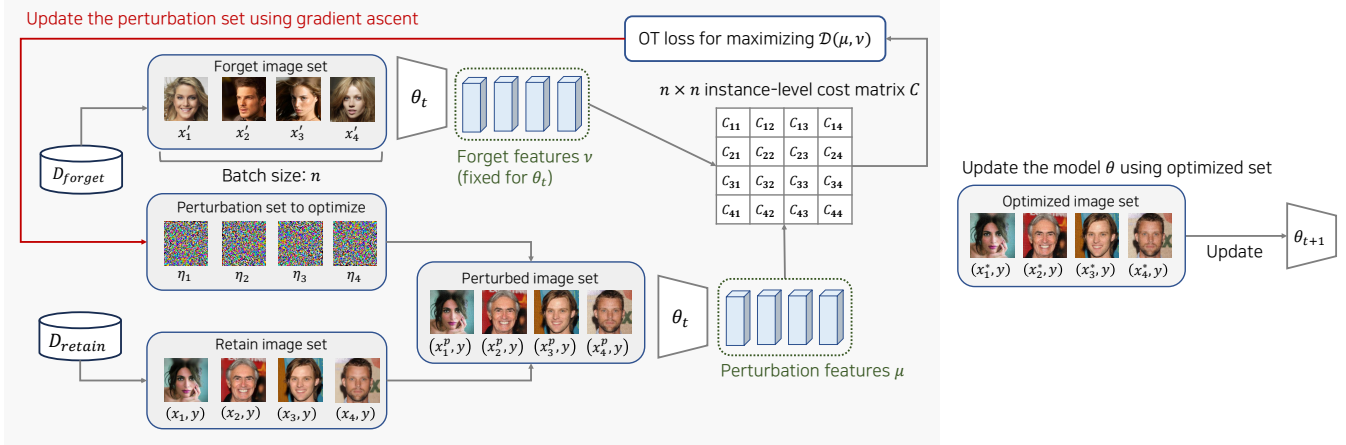


Figure 2: Our proposed method, **Distribution-Level Feature Distancing (DLFD)** generates a synthesized dataset with a feature distribution that is significantly different from the *forget* dataset’s distribution, effectively facilitating the unlearning process. Our experiments demonstrate that this distribution matching technique efficiently balances the trade-off between (1) model utility (original classification performance) and (2) forgetting performance.

can cause significant shifts in the task-related features of  $x_{\text{retain}}$ . As a result, the model might inadvertently perturb features that are relevant to the opposite class (e.g., the *male* class), thereby harming the generalization performance of the model on the broader task.

Thus, in addition to our main method DLFD, we also propose incorporating the **original classification loss** when optimizing the retained data  $x_{\text{retain}}$  using the original true label  $y_{\text{retain}}$ . Furthermore, we introduce **dynamic forgetting**, a strategy that adapts the forgetting process based on the model’s ongoing performance. These strategies are designed to complement DLFD, ensuring a balance between effective unlearning and maintaining task-related features.

## Proposed Methods

In this section, we provide a detailed explanation of *Distribution-Level Feature Distancing (DLFD)*, our primary method designed to mitigate correlation collapse in machine unlearning. We then describe how we integrate DLFD with additional techniques, such as data optimization using classification loss and a dynamic forgetting strategy, to further enhance model stability and performance.

### Distribution-Level Feature Distancing (DLFD)

Traditional approaches to machine unlearning often focus on point-wise optimization, where individual data points are manipulated to maximize the loss for data that needs to be forgotten (Tarun et al. 2023; Chundawat et al. 2023b). However, such methods can lead to issues like label leakage and correlation collapse, where the underlying relationships between features are disrupted (Kurakin, Goodfellow, and Bengio 2017; Madry et al. 2018; Ilyas et al. 2019). To overcome these limitations, we propose a more holistic approach that considers the entire distribution of the data.

DLFD operationalizes the concept of shifting the retained data distribution ( $\mu$ ) away from the forgotten data distri-

bution ( $\nu$ ) by leveraging the optimal transport (OT) distance. Unlike simpler metrics such as KL divergence or JS divergence, the OT distance is well-suited for capturing the complex, high-dimensional relationships between data points (Arjovsky, Chintala, and Bottou 2017; Gulrajani et al. 2017).

The OT distance between the distributions  $\mu$  and  $\nu$  is formally defined as:

$$\mathcal{D}(\mu, \nu) = \inf_{\gamma \in \Pi(\mu, \nu)} \mathbb{E}_{(w, w') \sim \gamma} [c(w, w')] \quad (1)$$

Here,  $\gamma$  represents the set of all possible joint distributions that can transport  $\mu$  to  $\nu$ , and  $c(w, w')$  quantifies the cost of moving a feature vector  $w$  from  $\mu$  to a feature vector  $w'$  from  $\nu$ . Given the complexity of directly solving this problem, we employ a differentiable Sinkhorn method (Cuturi 2013; Altschuler, Niles-Weed, and Rigollet 2017) to approximate the solution efficiently. This method reduces the computational complexity to approximately quadratic time  $\mathcal{O}(n^2)$ , making it feasible for use in mini-batch computations.

To further refine the OT distance, we reformulate the problem to find an optimal transport plan  $T$ :

$$T^\lambda = \arg \min_{T \in \Pi(\mu, \nu)} \langle T, C \rangle - \frac{1}{\lambda} \sum_{i=1}^n \sum_{j=1}^n T_{ij} \log T_{ij} \quad (2)$$

In this equation, the cost matrix  $C$  captures the pairwise distances between feature vectors from  $\mu$  and  $\nu$ . The regularization term  $\lambda$  ensures that the transport plan  $T$  remains smooth and avoids overly concentrated mass transfers, which could destabilize the model. By iteratively optimizing  $T^\lambda$ , DLFD effectively separates the retained data distribution from the forgotten data, thereby mitigating the risk of correlation collapse.

---

**Algorithm 1: Dynamic Forgetting with DLFD**

---

```
1: Input: Total iterations  $K$ , DLFD steps  $M$ , learning rate  $\gamma$ , step size  $\alpha$ , batch size  $n$ , retain dataset  $\mathcal{D}_{retain}$ , forget dataset  $\mathcal{D}_{forget}$ , model  $\theta_{original}$ 
2: Output: Unlearned model  $\theta^*$ 
3: Initialization:  $\theta^* \leftarrow \theta_{original}$ 
4: for  $k = 1$  to  $K$  do
5:   Sample retain and forget batches:
      $\{(x_i, y_i)\}_{i=1}^n \sim \mathcal{D}_{retain}$ 
      $\{(x'_i, y'_i)\}_{i=1}^n \sim \mathcal{D}_{forget}$ 
6:   Evaluate forgetting score  $F_{score}$ :
7:   if  $F_{score} \geq \text{threshold}$  then
8:     Initialize perturbed samples:  $x_i^* \leftarrow x_i$ 
9:     for  $m = 1$  to  $M$  do
10:      Compute OT loss for perturbation:
        Extract features  $f_i \leftarrow F(x_i^*)$ 
        and  $f'_i \leftarrow F(x'_i)$ 
         $l_{OT} \leftarrow \text{Optimal Transport loss}(f_i, f'_i)$ 
11:      Compute classification loss:
         $l_{CE} \leftarrow \text{CE}(y_i, \theta(x_i^*))$ 
12:      Compute combined perturbation loss:
         $\lambda \leftarrow \text{linear\_weight}(k, K)$ 
         $l_{perturb} \leftarrow l_{OT} + \lambda \cdot (-l_{CE})$ 
13:      Update samples with perturbation loss:
         $x_i^* \leftarrow x_i^* + \alpha \cdot \text{sign}(\nabla_{x_i^*} l_{perturb})$ 
14:      end for
15:      Apply perturbation loss to the model:
         $l_{train} \leftarrow \text{CE}(y_i, \theta(x_i^*))$ 
16:    else
17:      Compute classification loss for model update:
         $l_{train} \leftarrow \text{CE}(y_i, \theta(x_i))$ 
18:    end if
19:    Update model parameters:
         $\theta^* \leftarrow \theta^* - \gamma \cdot \nabla_{\theta^*} l_{train}$ 
20:  end for
```

---

### Data Optimization with Classification Loss

In our method, we also incorporate a *classification loss* that guides the perturbation process to address correlation collapse further. The classification loss ensures that the original class information of the retained data is preserved, even as the model attempts to forget specific data points. A critical component of this process is the use of a **linear weight** that dynamically adjusts the importance of the classification loss throughout the training process.

The linear weight plays a crucial role in balancing the trade-off between maximizing the separation of distributions and preserving the model’s utility. At the beginning of training, the linear weight is set lower, allowing the model to focus more on maximizing the distance between the retained and forgotten data distributions. As training progresses, the linear weight gradually increases, shifting the model’s focus toward preserving the original class-specific features of the retained data.

The perturbation applied to the retained data points  $x_i$  is

computed as follows:

$$x_i^* \leftarrow x_i + \alpha \cdot \text{sign}(\nabla_{x_i} [l_{OT} - \lambda \cdot l_{CE}]) \quad (3)$$

Here,  $l_{OT}$  represents the OT loss between the retained and forgotten data distributions, while  $l_{CE}$  represents the classification loss, which is weighted by the linear factor  $\lambda$  and computed as:

$$l_{CE} \leftarrow \text{CE}(y_i, \theta(x_i^*)) \quad (4)$$

The linear weight  $\lambda$  is adjusted throughout the training process to balance the trade-off between maximizing the OT loss and preserving the classification accuracy. The perturbation is scaled by a step size  $\alpha$  and applied in the direction that increases the OT loss and decreases the weighted classification loss. This ensures that the perturbed data not only becomes more distinct from the forgotten data but also maintains its original task-related features.

### Dynamic Forgetting Strategy

The Dynamic Forgetting Strategy is an adaptive approach designed to optimize the forgetting process by continuously monitoring the forgetting score during training. Specifically, when the forgetting score drops below a predefined threshold, indicating that the model has sufficiently forgotten the target data, the algorithm dynamically shifts its focus from using Optimal Transport (OT) loss and perturbation to exclusively fine-tuning the model with classification loss.

This transition not only reduces the computational overhead by avoiding unnecessary further perturbations but also ensures that the model’s original task performance remains stable. By fine-tuning solely with classification loss at this stage, the strategy helps preserve the important task-related features, thereby preventing potential degradation in model utility.

## Experiments

### Preliminaries

In machine unlearning research, an original model  $\theta_{original}$  is trained on the dataset  $\mathcal{D}_{train}$  to solve a specific task. To evaluate the **model utility**, we measure the classification accuracy of the model on the test set  $\mathcal{D}_{test}$ . If the model achieves high accuracy on  $\mathcal{D}_{test}$ , it is considered to have high *model utility* for the original task.

The goal of an ideal machine unlearning method is to remove the images that need to be forgotten ( $\mathcal{D}_{forget}$ ) while maintaining the original classification performance. In this study, we adopt a common machine unlearning setting where the model has access to a subset of the training data,  $\mathcal{D}_{retain}$ , which the AI company may still possess. Formally, we assume that the training data  $\mathcal{D}_{train}$  is composed of  $\mathcal{D}_{retain}$  and  $\mathcal{D}_{forget}$ , following the general machine unlearning setting described in (Dasol Choi 2023).

Our objective is to develop a machine unlearning algorithm that makes the unlearned model  $\theta_{unlearned}$  as similar as possible to the retrained model  $\theta_{retrained}$ , which is considered the ground truth and is trained only on  $\mathcal{D}_{retain}$ .

We also introduce a dataset  $\mathcal{D}_{unseen}$ , which is never used during the training or testing phases of the model. This

	Evaluation Metrics	Original	Retrained	Fine-tuning	NegGrad	CF-k	EU-k	UNSIR	BadT	SCRUB	DLFD
Facial Age (8-classes)	Test Acc. $\uparrow$	0.6329	0.6050	<b>0.6349</b>	0.6283	0.6323	0.4767	0.5950	0.3663	0.6311	0.6166
	Top-2 Acc. $\uparrow$	0.8803	0.8430	<b>0.8876</b>	0.8736	0.8736	0.6901	0.8503	0.6828	0.8743	0.8806
	Forgetting Score $\downarrow$	0.1923	0.0767	0.1980	0.1880	0.1853	0.0438	0.0887	0.0455	0.1614	<b>0.0385</b>
	<b>NoMUS</b> $\uparrow$	0.6241	0.7258	0.61945	0.62615	0.6308	0.69455	0.7088	0.6376	0.6541	<b>0.7698</b>
Facial Emotion (7-classes)	Test Acc. $\uparrow$	0.7535	0.6897	0.7509	0.7506	<b>0.7513</b>	0.7511	0.5788	0.5176	0.7509	0.6613
	Forgetting Score $\downarrow$	0.1852	0.0195	0.1735	0.1862	0.1845	0.1585	<b>0.0192</b>	0.0250	0.1391	0.0372
	<b>NoMUS</b> $\uparrow$	0.6915	0.8253	0.7019	0.6891	0.6911	0.7171	0.7702	0.7338	0.73635	<b>0.7934</b>
Multi- Attributes (3-labels)	Average Test Acc. $\uparrow$	0.9212	0.8700	0.9218	0.4487	0.9192	0.9189	<b>0.9233</b>	0.8129	0.7057	0.9129
	Forgetting Score $\downarrow$	0.0501	0.0044	0.0443	<b>0.0009</b>	0.04663	0.0399	0.0511	0.0164	0.0184	0.0281
	<b>NoMUS</b> $\uparrow$	0.9105	0.9306	0.9166	0.7234	0.9129	0.9195	0.9105	0.8900	0.8344	<b>0.9283</b>
Facial Gender (binary-class)	Test Acc. $\uparrow$	0.9016	0.8493	0.9215	0.1733	0.9196	<b>0.9216</b>	0.9142	0.9046	0.9214	0.8997
	Forgetting Score $\downarrow$	0.0461	0.0149	0.0488	0.0895	0.0581	0.0576	0.0663	0.0453	0.0615	<b>0.0306</b>
	<b>NoMUS</b> $\uparrow$	0.9047	0.9097	0.9119	0.4971	0.9017	0.9031	0.8908	0.9070	0.8992	<b>0.9192</b>

Table 1: Overall performance of various machine unlearning methods over multiple ResNet18 (He et al. 2016) classification models. Our method shows superior comprehensive scores (NoMUS) for all classification models. Our method shows remarkable forgetting scores while maintaining the test accuracy to be still competitive. We emphasize the best score using **boldface** except the ground-truth (*Retrained*).

*Note:* Fine-tuning (Golatkhar, Achille, and Soatto 2020b), NegGrad (Golatkhar, Achille, and Soatto 2020c), CF-k (Goel, Prabhu, and Kumaraguru 2022a), EU-k (Goel, Prabhu, and Kumaraguru 2022a), UNSIR (Tarun et al. 2023), BadTeaching (Chundawat et al. 2023a), SCRUB (Kurmanji, Triantafillou, and Triantafillou 2023)

dataset serves as our test set  $\mathcal{D}_{test}$  and is exclusively used for evaluating the **forgetting score**.

It is important to note that any subject targeted for unlearning should not simultaneously belong to the three datasets:  $\mathcal{D}_{forget}$ ,  $\mathcal{D}_{retain}$ , and  $\mathcal{D}_{unseen}$ . This ensures that the subject to be forgotten is not present across multiple datasets in the machine unlearning setting.

### Task Agnostic Instance-Unlearning

In this work, we adopt a task-agnostic machine unlearning setup, where unlearning specific target subjects does not alter the functional scope of the original task. Traditional machine unlearning research has primarily focused on class-unlearning, where entire categories (classes) are removed from the model upon a data removal request (Tarun et al. 2023; Golatkhar, Achille, and Soatto 2020b; Goel, Prabhu, and Kumaraguru 2022b). While this approach works in certain scenarios, it is not applicable in all cases. For instance, in a gender classification model, removing the *male* class would leave only the *female* class, rendering the model ineffective for its intended purpose of gender classification. Hence, class-unlearning is not always representative of real-world needs.

To address these limitations, we propose an instance-unlearning problem setting, which targets the removal of specific personal identities or data samples without changing the overall function of the model. This approach ensures that the model’s core functionality remains intact, making it more applicable to scenarios where the goal is to forget specific data without compromising the model’s utility (Eleni Triantafillou 2023; Dasol Choi 2023; Choi et al. 2024).

While recent studies on instance-unlearning often focus

on forcing misclassification of specific instances, this deviates from a truly task-agnostic approach (Liu et al. 2024; Shen et al. 2024; Cha et al. 2024). Our method differs by preserving the original task’s functionality while ensuring that specific instances are unlearned. For instance, consider a chest X-ray (CXR) disease classification model. This model uses chest X-ray images to predict the likelihood of diseases such as tuberculosis or pneumonia. Even if all images associated with a particular patient are removed, the model should still accurately diagnose these diseases for other patients. This task-agnostic approach ensures that the model’s core functionality is preserved, making it more robust and practical for real-world applications.

By focusing on instance-unlearning within a task-agnostic framework, our method addresses a significant gap in current research, offering a solution that maintains the model’s task-related performance while effectively unlearning specific data instances.

### Evaluation Protocol

In this work, we evaluate the models in two sides (1) model utility and (2) forgetting score. First, The model utility is assessed by measuring the test accuracy on  $\mathcal{D}_{test}$ . A high accuracy on  $\mathcal{D}_{test}$  indicates that the model retains strong performance on its original task after the unlearning process. Secondly, for the forgetting performance, we use the Membership Inference Attack (MIA) (Shokri et al. 2017b). MIA simulates a scenario where an attacker tries to determine whether a specific data point  $x$  was part of the training dataset. Typically, a model’s loss or output probability can reveal whether  $x$  was used during training, as models generally exhibit lower loss for data points they have encountered before.

ID	ResNet18				DenseNet121				EfficientNetB0			
	Age	Emotion	Multi-Attr.	Gender	Age	Emotion	Multi-Attr.	Gender	Age	Emotion	Multi-Attr.	Gender
Original	0.6242	0.6915	0.9105	0.9047	0.6813	0.7259	0.9099	0.9088	0.6419	0.6960	0.9389	0.8916
Retrained	0.7258	0.8253	0.9306	0.9097	0.7617	0.8504	0.9063	0.8901	0.7580	0.8375	0.9347	0.8964
Fine-tuning	0.6195	0.7019	0.9166	0.9119	0.6671	0.7260	0.9174	0.9147	0.6412	0.7026	0.9324	0.8974
NegGrad	0.6946	0.6891	0.7234	0.4971	0.7375	0.7289	0.9220	0.5353	0.6943	0.6938	0.9344	0.8901
CF-k	0.6262	0.6911	0.9129	0.9017	0.6677	0.7286	0.9200	0.9103	0.6478	0.6931	0.9294	0.8993
EU-k	0.6309	0.7171	0.9195	0.9031	0.6900	0.7433	0.9183	0.9101	0.6507	0.6258	0.9328	0.8908
UNSIR	0.7088	0.7702	0.9105	0.8908	0.6321	0.7524	0.9206	0.9017	0.7315	0.8009	0.9304	0.8876
Bad Teaching	0.6377	0.7338	0.8900	0.9070	0.6211	0.6736	0.9170	0.9009	0.7202	0.6711	0.9352	0.8757
SCRUB	0.6554	0.7363	0.8344	0.8992	0.6989	0.6727	0.8916	0.9036	0.6574	0.67245	0.8960	0.8890
<b>DLFD</b>	<b>0.7698</b>	<b>0.7935</b>	<b>0.9283</b>	<b>0.9192</b>	<b>0.7733</b>	<b>0.7884</b>	<b>0.9433</b>	<b>0.9202</b>	<b>0.7617</b>	<b>0.7801</b>	<b>0.9529</b>	<b>0.9208</b>

Table 2: The overall results of all the machine unlearning methods. The results are calculated using the NoMUS. Our proposed DLFD shows superior performance compared to the SOTA methods. The best scores are in **boldface** except the ground-truth (*Retrained*).

The MIA assumes an ideal classifier  $\psi(\cdot)$ , which is optimally trained to distinguish between data points in  $\mathcal{D}_{forget}$  and  $\mathcal{D}_{unseen}$ . Specifically, if  $x \in \mathcal{D}_{forget}$ , then  $\psi(x) = 1$ , and if  $x \in \mathcal{D}_{unseen}$ , then  $\psi(x) = 0$ . The classifier  $\psi(\cdot)$  is trained using a binary cross-entropy loss, leveraging data from  $\mathcal{D}_{forget}$ ,  $\mathcal{D}_{unseen}$ , and the original model  $\theta_{original}$ . A perfect forgetting score would result in an MIA accuracy of 0.5, indicating that the model cannot distinguish between forgotten and unseen data.

To capture both model utility and forgetting performance, we calculate the **Normalized Machine Unlearning Score (NoMUS)** (Dasol Choi 2023) as follows:

$$\frac{1}{2} (P(\hat{y} = y) + [1 - 2 \times |\text{Acc} - 0.5|]) \quad (5)$$

In this equation,  $P(\hat{y} = y)$  represents the model’s classification performance on  $\mathcal{D}_{test}$ , and Acc. is the binary classification accuracy obtained by the MIA. The term  $|\text{Acc} - 0.5| \times 2$  measures the deviation from perfect forgetting, or the **forgetting error rate**. NoMUS combines these metrics into a single score, where the best possible score is 1 and the lowest is 0.

## Datasets

For our experiments, we utilize three distinct facial datasets, each designed for specific classification tasks:

- **Age Estimation:** We use the MUFAC dataset (Dasol Choi 2023), which consists of 13,068 facial images at a resolution of  $128 \times 128$  pixels. The images are categorized into 8 distinct age groups, and each image is annotated with a unique identity number to facilitate identity-based unlearning. The training set comprises 10,025 samples, with 8,525 retained and 1,500 designated for forgetting, providing a robust basis for evaluating unlearning performance across age-related features.
- **Emotion Recognition:** The RAF-DB dataset (Li, Deng, and Du 2017), which we employ for emotion recognition, contains 15,000 facial images. The images are la-

beled across 7 emotional classes and are characterized by a wide variability in factors such as age, gender, ethnicity, and facial occlusions. The training set consists of 11,044 samples, with 7,730 retained and 3,314 designated for forgetting, making it well-suited for testing the unlearning of emotional expressions under diverse conditions.

- **Multi-Attribute Classification:** For multi-attribute classification, we utilize the MUCAC dataset (Dasol Choi 2023), derived from CelebA (Liu et al. 2018). This dataset includes 30,000 facial images. Each image is annotated with three binary attributes: gender (female/male), age (old/young), and expression (smiling/unsmiling). The training set comprises 25,933 samples, with 15,385 retained and 10,548 designated for forgetting. This dataset allows for a comprehensive evaluation of unlearning across multiple facial attributes simultaneously. Additionally, for gender classification, we specifically focus on the gender attribute from this dataset as a separate binary classification task.

## Experimental Setup

For experiments, we have utilized various deep-neural network architectures including ResNet (He et al. 2016), DenseNet (Huang et al. 2017), EfficientNet (Tan and Le 2019) which have been largely adopted as the most representative architectures in the common computer vision domain. For a fair comparison, we use the identical  $\theta_{original}$  as the starting point for all the machine unlearning methods individually for each task. Specifically, in our experiments, all the machine unlearning methods fine-tune the  $\theta_{unlearned}$  that is initially the same as the  $\theta_{original}$  in the starting point except the Retrained model. The Retrained model, which serves as the ground truth, is trained from scratch using only the  $\mathcal{D}_{retain}$ , excluding any data that is intended to be forgotten. This ensures that the retrained model fully represents the desired unlearning outcome.

Given the computational complexity of our proposed DLFD method, which involves calculating OT loss and performing MIA evaluations, we limited the training to a single

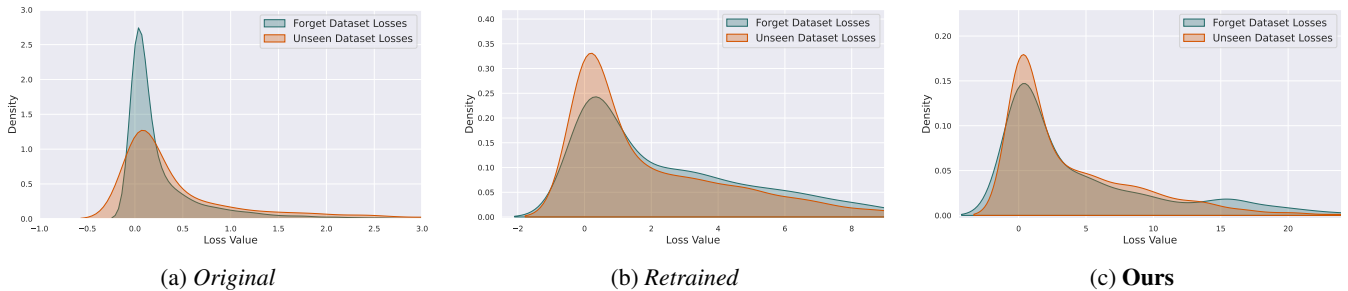


Figure 3: The loss distributions for two baselines and ours. In each plot, the orange space represents the loss distribution for unseen data, while the green space represents the loss distribution for forget data. (a) illustrates loss distributions for *Original* model. (b) shows loss distributions for *Retrained* model. Finally (c) represents loss distributions for  $\theta_{unlearned}$  fine-tuned on our proposed DLFD-based optimized images.

epoch. Other machine unlearning methods were also trained for 1-2 epochs to ensure a fair comparison. Additionally, we found that a learning rate from 0.001 to 0.005 was effective across all models and methods, a setting consistent with previous work (Tarun et al. 2023).

### Performance of DLFD Method

For each deep learning architecture, we trained four types of classification models: (1) facial age prediction models, (2) facial emotion recognition models, (3) facial multi-attribute classification models, and (4) gender classification models. The multi-attribute model includes three different binary labels: gender (female/male), age (old/young), and expression (smiling/unsmiling), so we report the average classification accuracy as the model utility. The gender classification model is evaluated as a binary classification task.

We compared our method with various previously proposed methods. As shown in Table 1, our method demonstrates superior performance in the comprehensive metric, NoMUS. Although *Fine-tuning*, *CF-k*, and *EU-k* can generally achieve high test accuracy, their forgetting scores are generally low, indicating insufficient unlearning performance. On the other hand, the *Retrained* (*ground-truth*) model shows excellent forgetting performance but suffers a significant drop in test accuracy, which adversely impacts model utility.

Across all experiments, our proposed method consistently delivers competitive or superior performance in both metrics. We demonstrate that DLFD effectively unlearns the samples to be forgotten while maintaining model utility. As illustrated in Figure 3c, the loss distributions of *Dunseen* and *Dforget* in our proposed DLFD method closely resemble those of the *Retrained* model, which is considered the ground truth (Figure 3b). This high similarity between the loss distributions suggests that the unlearning algorithm has been effectively executed.

In particular, the DLFD method shows more substantial improvements in complex, multi-class tasks such as age estimation and emotion recognition, where the feature entanglement is more significant. Conversely, the improvements in multi-attribute and gender classification tasks are relatively smaller, likely due to the binary nature of these classifica-

tions, where the complexity of feature entanglement is inherently lower. These results highlight the effectiveness of our approach in scenarios where maintaining feature integrity amidst complex and overlapping feature spaces is more challenging.

### Ablation Study

We conducted ablation studies to evaluate the contribution of each component in our DLFD method. Initially, we assessed the performance of DLFD alone, which achieved moderate success in machine unlearning, as shown in Table 3. While DLFD alone is effective in distancing the retained data distribution from the forgotten data distribution, it can lead to a reduction in model utility if not combined with other techniques.

DLFD	Cls Loss	Dynamic Forgetting	Age	Emotion	Multi-Attr.	Gender
			NoMUS $\uparrow$	NoMUS $\uparrow$	NoMUS $\uparrow$	NoMUS $\uparrow$
✓			0.7021	0.7199	0.9423	0.8898
✓	✓		0.7536	0.7536	0.9420	0.9170
✓	✓	✓	<b>0.7698</b>	<b>0.7934</b>	<b>0.9433</b>	<b>0.9192</b>

Table 3: Ablation study assessing each component in our DLFD method. In the main experiment section, we report the performance using all three components.

Next, we incorporated the Classification Loss (Cls Loss), which helps maintain the classification accuracy of the retained data. This addition led to a significant improvement in performance across all tasks, particularly for the Age and Emotion tasks, where the NoMUS score increased by approximately 7.3% (from 0.7021 to 0.7536) and 4.7% (from 0.7199 to 0.7536), respectively. This indicates that Cls Loss plays a crucial role in preserving model utility while still achieving effective unlearning.

Finally, by integrating Dynamic Forgetting, which adapts the unlearning process based on the model’s performance during training, we observed further enhancements. For instance, the NoMUS score for the Age and Emotion tasks increased by an additional 2.2% (from 0.7536 to 0.7698) and 5.3% (from 0.7536 to 0.7934), respectively, with Dynamic Forgetting. This component effectively prevents cor-

relation collapse, ensuring that the model does not lose essential task-related features during the unlearning process.

The results demonstrate that the combination of all three components—DLFD, Cls Loss, and Dynamic Forgetting—yields the best overall performance, achieving superior NoMUS scores across all tasks compared to using any single component or combination of two components.

## Discussion

### Information Leakage in Error-Maximization

A trained model generally shows lower loss values for training data compared to unseen data, which can unintentionally lead to data leakage. Methods like UNSIR (Tarun et al. 2023) and SCRUB (Kurmanji, Triantafillou, and Triantafillou 2023) that maximize loss for data intended to be forgotten may inadvertently increase the loss for forget data beyond that of unseen data, making the model vulnerable to membership inference attacks.

Our findings reveal that even with unlearning, naive error-maximization can still result in information leakage. Specifically, when the number of forgotten samples is small (fewer than 100), the loss values for forget data can abnormally increase, exceeding those of unseen data (see Figure 4). This issue highlights a risk that has been largely overlooked in prior studies.

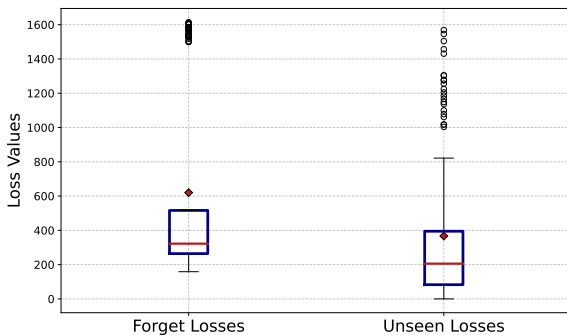


Figure 4: The naive instance-level error-maximizing can induce very excessively high loss value for *forget* data even larger than the *unseen* data, which might not be desirable.

### Trade-off between Model Utility and Forgetting

Our method reveals a trade-off between test accuracy and forgetting score. As we increase the loss for the data intended to be forgotten ( $x_{forget}$ ), the forgetting score improves, but this comes at the cost of test accuracy. This is likely due to *correlation collapse*, where essential label-related features of the retained data are altered. The process of unlearning, particularly through error-maximizing strategies, can inadvertently distort the feature space of the retained dataset. This leads to a degradation in model utility as the model re-adjusts useful features. Our experiments indicate that while increasing the forgetting magnitude enhances

the forgetting score, it simultaneously causes a drop in test accuracy due to shifts in critical semantic features.

Additionally, the effectiveness of unlearning strategies can vary depending on the dataset’s characteristics, scale, and task complexity. This variability suggests the challenges of setting up robust unlearning experiments and the need for adaptive unlearning methods adjusted to different scenarios. Our findings emphasize the importance of carefully balancing model utility and forgetting performance to achieve optimal unlearning results.

### Practical Considerations and Future Work

While our method effectively balances the trade-off between model utility and forgetting performance, one practical challenge is the potential loss in utility after unlearning. To mitigate this, one promising approach is to perform additional training on the model using the retained dataset or new datasets post-unlearning. This can help the model regain some of the utility lost during the unlearning process by reinforcing essential task-related features without reintroducing the forgotten information.

Another significant consideration is the computational complexity of our proposed method. The DLFD algorithm, which involves the calculation of Optimal Transport (OT) loss and Membership Inference Attack (MIA) evaluations, requires substantial computational resources. However, our method is designed to complete the unlearning process within a single epoch, offering a practical balance between computational load and efficiency. This is a notable advantage compared to other methods that may require multiple epochs to achieve their best results.

Moreover, while the Membership Inference Attack (MIA) is widely used as a metric to assess forgetting performance, it may not fully capture the effectiveness of unlearning across all tasks and scenarios. For instance, in scenarios where the model is exceptionally well-trained and generalized, the distinction between forgotten and unseen data may become minimal, leading to MIA scores that do not adequately reflect the true forgetting performance. In such cases, MIA might yield similar scores for both retained and forgotten data, which could mislead the evaluation. Although exploring different MIA implementations can provide valuable insights, there is a need for the unlearning community to converge on more robust and universally accepted evaluation metrics. Developing and agreeing upon such metrics will be crucial for advancing consistent and effective assessments in the future.

## Conclusion

We address key challenges in machine unlearning, including information leakage in error-maximizing methods, task-specific settings, and the critical trade-off between model utility and effective forgetting. Our proposed DLFD method effectively mitigates these issues by reducing the risk of correlation collapse while maintaining high model utility. Experimental results consistently demonstrate that DLFD outperforms existing methods across multiple benchmarks, underscoring its robustness and effectiveness.



## References

- Altschuler, J.; Niles-Weed, J.; and Rigollet, P. 2017. Near-linear time approximation algorithms for optimal transport via Sinkhorn iteration. *Advances in neural information processing systems*, 30.
- Arjovsky, M.; Chintala, S.; and Bottou, L. 2017. Wasserstein Generative Adversarial Networks. In *Proceedings of the 34th International Conference on Machine Learning*, 214–223.
- Carlini, N.; Tramer, F.; Wallace, E.; Jagielski, M.; Herbert-Voss, A.; Lee, K.; Roberts, A.; Brown, T.; Song, D.; Erlingsson, U.; et al. 2021. Extracting training data from large language models. In *30th USENIX Security Symposium (USENIX Security 21)*, 2633–2650.
- Cha, S.; Cho, S.; Hwang, D.; Lee, H.; Moon, T.; and Lee, M. 2024. Learning to unlearn: Instance-wise unlearning for pre-trained classifiers. In *Proceedings of the AAAI Conference on Artificial Intelligence*, volume 38, 11186–11194.
- Choi, D.; Choi, S.; Lee, E.; Seo, J.; and Na, D. 2024. Towards Efficient Machine Unlearning with Data Augmentation: Guided Loss-Increasing (GLI) to Prevent the Catastrophic Model Utility Drop. In *Proceedings of the IEEE/CVF Conference on Computer Vision and Pattern Recognition*, 93–102.
- Chundawat, V. S.; Tarun, A. K.; Mandal, M.; and Kankanhalli, M. 2023a. Can bad teaching induce forgetting? Unlearning in deep networks using an incompetent teacher. In *Proceedings of the AAAI Conference on Artificial Intelligence*, volume 37, 7210–7217.
- Chundawat, V. S.; Tarun, A. K.; Mandal, M.; and Kankanhalli, M. 2023b. Zero-shot machine unlearning. *IEEE Transactions on Information Forensics and Security*.
- Cuturi, M. 2013. Sinkhorn distances: Lightspeed computation of optimal transport. *Advances in neural information processing systems*, 26.
- Dasol Choi, D. N. 2023. Towards Machine Unlearning Benchmarks: Forgetting the Personal Identities in Facial Recognition Systems.
- Eleni Triantafillou, J. H. P. K. I. G. M. K. G. K. D. P. T. K. Z. L. S. H. J. C. S. J. J. V. D. I. M. S. E. J. W. S. D. M. D. W. R., Fabian Pedregosa. 2023. NeurIPS 2023 - Machine Unlearning.
- Floridi, L.; and Chiriatti, M. 2020. GPT-3: Its nature, scope, limits, and consequences. *Minds and Machines*, 30: 681–694.
- Goel, S.; Prabhu, A.; and Kumaraguru, P. 2022a. Evaluating inexact unlearning requires revisiting forgetting. *CoRR abs/2201.06640*.
- Goel, S.; Prabhu, A.; and Kumaraguru, P. 2022b. Evaluating inexact unlearning requires revisiting forgetting. *arXiv preprint arXiv:2201.06640*.
- Golatkar, A.; Achille, A.; and Soatto, S. 2020a. Eternal sunshine of the spotless net: Selective forgetting in deep networks. In *Proceedings of the IEEE/CVF Conference on Computer Vision and Pattern Recognition*, 9304–9312.
- Golatkar, A.; Achille, A.; and Soatto, S. 2020b. Forgetting outside the box: Scrubbing deep networks of information accessible from input-output observations. In *ECCV 2020: 16th European Conference, Glasgow, UK, 2020, Proceedings*, 383–398. Springer.
- Golatkar, A.; Achille, A.; and Soatto, S. 2020c. Forgetting outside the box: Scrubbing deep networks of information accessible from input-output observations. In *Computer Vision—ECCV 2020: 16th European Conference, Glasgow, UK, August 23–28, 2020, Proceedings, Part XXIX 16*, 383–398. Springer.
- Gulrajani, I.; Ahmed, F.; Arjovsky, M.; Dumoulin, V.; and Courville, A. C. 2017. Improved training of wasserstein gans. *Advances in neural information processing systems*, 30.
- Gupta, V.; Jung, C.; Neel, S.; Roth, A.; Sharifi-Malvajerdi, S.; and Waites, C. 2021. Adaptive machine unlearning. *Advances in Neural Information Processing Systems*, 34: 16319–16330.
- Han, K.; Wang, Y.; Chen, H.; Chen, X.; Guo, J.; Liu, Z.; Tang, Y.; Xiao, A.; Xu, C.; Xu, Y.; et al. 2022. A survey on vision transformer. *IEEE transactions on pattern analysis and machine intelligence*, 45(1): 87–110.
- He, K.; Zhang, X.; Ren, S.; and Sun, J. 2016. Deep residual learning for image recognition. In *Proceedings of the IEEE conference on computer vision and pattern recognition*, 770–778.
- Hu, H.; Salcic, Z.; Sun, L.; Dobbie, G.; Yu, P. S.; and Zhang, X. 2022. Membership inference attacks on machine learning: A survey. *ACM Computing Surveys (CSUR)*, 54(11s): 1–37.
- Huang, G.; Liu, Z.; Van Der Maaten, L.; and Weinberger, K. Q. 2017. Densely connected convolutional networks. In *Proceedings of the IEEE conference on computer vision and pattern recognition*, 4700–4708.
- Ilyas, A.; Santurkar, S.; Tsipras, D.; Engstrom, L.; Tran, B.; and Madry, A. 2019. Adversarial examples are not bugs, they are features. *Advances in neural information processing systems*, 32.
- Jiang, P.; Ergu, D.; Liu, F.; Cai, Y.; and Ma, B. 2022. A Review of Yolo algorithm developments. *Procedia Computer Science*, 199: 1066–1073.
- Kolesnikov, A.; Beyer, L.; Zhai, X.; Puigcerver, J.; Yung, J.; Gelly, S.; and Houlsby, N. 2020. Big transfer (bit): General visual representation learning. In *Computer Vision—ECCV 2020: 16th European Conference, Glasgow, UK, August 23–28, 2020, Proceedings, Part V 16*, 491–507. Springer.
- Kurakin, A.; Goodfellow, I. J.; and Bengio, S. 2017. Adversarial Machine Learning at Scale. In *5th International Conference on Learning Representations, ICLR 2017, Toulon, France, April 24–26, 2017, Conference Track Proceedings*.
- Kurmanji, M.; Triantafillou, P.; and Triantafillou, E. 2023. Towards Unbounded Machine Unlearning. *arXiv preprint arXiv:2302.09880*.
- Le, K.; Nguyen, H.; Nguyen, Q. M.; Pham, T.; Bui, H.; and Ho, N. 2021. On robust optimal transport: Computational

- complexity and barycenter computation. *Advances in Neural Information Processing Systems*, 34: 21947–21959.
- Li, S.; Deng, W.; and Du, J. 2017. Reliable crowdsourcing and deep locality-preserving learning for expression recognition in the wild. In *Proceedings of the IEEE conference on computer vision and pattern recognition*, 2852–2861.
- Liu, J.; Ram, P.; Yao, Y.; Liu, G.; Liu, Y.; SHARMA, P.; Liu, S.; et al. 2024. Model sparsity can simplify machine unlearning. *Advances in Neural Information Processing Systems*, 36.
- Liu, X.; Zheng, Y.; Du, Z.; Ding, M.; Qian, Y.; Yang, Z.; and Tang, J. 2023. GPT understands, too. *AI Open*.
- Liu, Z.; Luo, P.; Wang, X.; and Tang, X. 2018. Large-scale celebfaces attributes (celeba) dataset. *Retrieved August*, 15(2018): 11.
- Madry, A.; Makelov, A.; Schmidt, L.; Tsipras, D.; and Vladu, A. 2018. Towards Deep Learning Models Resistant to Adversarial Attacks. In *6th International Conference on Learning Representations, ICLR 2018, Vancouver, BC, Canada, April 30 - May 3, 2018, Conference Track Proceedings*. OpenReview.net.
- Na, D.; Ji, S.; and Kim, J. 2022. Unrestricted Black-Box Adversarial Attack Using GAN with Limited Queries. In *European Conference on Computer Vision*, 467–482. Springer.
- Peyré, G.; Cuturi, M.; et al. 2019. Computational optimal transport: With applications to data science. *Foundations and Trends® in Machine Learning*, 11(5-6): 355–607.
- Radford, A.; Kim, J. W.; Hallacy, C.; Ramesh, A.; Goh, G.; Agarwal, S.; Sastry, G.; Askell, A.; Mishkin, P.; Clark, J.; et al. 2021. Learning transferable visual models from natural language supervision. In *International conference on machine learning*, 8748–8763. PMLR.
- Richardson, E.; Alaluf, Y.; Patashnik, O.; Nitzan, Y.; Azar, Y.; Shapiro, S.; and Cohen-Or, D. 2021. Encoding in style: a stylegan encoder for image-to-image translation. In *Proceedings of the IEEE/CVF conference on computer vision and pattern recognition*, 2287–2296.
- Shen, S.; Zhang, C.; Zhao, Y.; Bialkowski, A.; Chen, W.; and Xu, M. 2024. Label-agnostic forgetting: A supervision-free unlearning in deep models. *arXiv preprint arXiv:2404.00506*.
- Shokri, R.; Stronati, M.; Song, C.; and Shmatikov, V. 2017a. Membership inference attacks against machine learning models. In *2017 IEEE symposium on security and privacy (SP)*, 3–18. IEEE.
- Shokri, R.; Stronati, M.; Song, C.; and Shmatikov, V. 2017b. Membership inference attacks against machine learning models. In *2017 IEEE symposium on security and privacy (SP)*, 3–18. IEEE.
- Tan, M.; and Le, Q. 2019. Efficientnet: Rethinking model scaling for convolutional neural networks. In *International conference on machine learning*, 6105–6114. PMLR.
- Tarun, A. K.; Chundawat, V. S.; Mandal, M.; and Kankanhalli, M. 2023. Fast yet effective machine unlearning. *IEEE Transactions on Neural Networks and Learning Systems*.
- Yu, W.; Pang, T.; Liu, Q.; Du, C.; Kang, B.; Huang, Y.; Lin, M.; and Yan, S. 2023. Bag of Tricks for Training Data Extraction from Language Models. In *Proceedings of the 40th International Conference on Machine Learning, ICML’23*.