

Instruction Tuning Vs. In-Context Learning: Revisiting Large Language Models in Few-Shot Computational Social Science

Taihang Wang[✉], Xiaoman Xu[✉], Yimin Wang[♡] and Ye Jiang^{✉*}

College of Information Science and Technology[✉]

College of Data Science[♡]

Qingdao University of Science and Technology

China

Abstract

Real-world applications of large language models (LLMs) in computational social science (CSS) tasks primarily depend on the effectiveness of instruction tuning (IT) or in-context learning (ICL). While IT has shown highly effective at fine-tuning LLMs for various tasks, ICL offers a rapid alternative for task adaptation by learning from examples without explicit gradient updates. In this paper, we evaluate the classification performance of LLMs using IT versus ICL in few-shot CSS tasks. The experimental results indicate that ICL consistently outperforms IT in most CSS tasks. Additionally, we investigate the relationship between the increasing number of training samples and LLM performance. Our findings show that simply increasing the number of samples without considering their quality does not consistently enhance the performance of LLMs with either ICL or IT and can sometimes even result in a performance decline. Finally, we compare three prompting strategies, demonstrating that ICL is more effective than zero-shot and Chain-of-Thought (CoT). Our research highlights the significant advantages of ICL in handling CSS tasks in few-shot settings and emphasizes the importance of optimizing sample quality and prompting strategies to improve LLM classification performance. The code will be made available.

1 Introduction

Instruction tuning (IT) of large language models (LLMs) has shown exceptional capability in understanding language across various tasks (Ouyang et al., 2022). However, the large number parameters of LLMs makes it challenging to transfer the pre-trained knowledge to downstream tasks (Naveed et al., 2023; Xu et al., 2024). Alternatively, in-context learning (ICL) enables LLMs to

perform downstream tasks by conditioning on task-specific prompts, thus eliminating the need for explicit gradient updates (Dong et al., 2022; Wang et al., 2024b; Jiang, 2023). Recent successful deployment of LLMs in practical applications largely hinges on the effectiveness of the ICL and the IT.

Previous studies have extensively assessed the zero-shot capabilities of LLMs in computational social science (CSS) tasks, including hate speech detection (Roy et al., 2023) and rumour stance detection (Yang et al., 2024b). However, CSS is a dynamic research area that involves detailed linguistic analysis and deep semantic comprehension. Direct zero-shot prompting LLMs to CSS tasks may even underperform compared to fully fine-tuned, task-specific smaller models like BERT (Juan José Bucher and Martini, 2024). Meanwhile, studies on ICL and IT typically occur independently, with direct comparisons between these approaches often overlooked.

To address the above issues, this paper raises the following research questions (RQ):

- **RQ 1:** What are the performance differences between LLMs with ICL and IT in few-shot CSS tasks?
- **RQ 2:** How do varying numbers of sample influence the performance of LLMs with ICL and IT?
- **RQ 3:** How different prompting strategies affect the proficiency of LLMs in CSS tasks?

To answer the above questions, we extensively investigate six open-source LLMs in a total of five publicly accessible social media datasets within n -shot settings, where $n \in \{1, 8, 16, 32\}$.

Initially, we compare the few-shot classification performance of LLMs with ICL and IT separately. We then assess how performance varies with an increase in the number of samples. Lastly, we

*Corresponding author

apply three prompting strategies including zero-shot, ICL and chain-of-thought (CoT), and examine their effects on performance. Additionally, except zero-shot setting, all experiments are conducted using five random seeds to account for the potential impact of few-shot sample quality on performance.

Our main findings are:

- **(I)** In few-shot settings, the performance of LLMs with ICL generally surpasses that of LLMs with IT on five CSS tasks.
- **(II)** Merely increasing the sample size (from 1-shot to 32-shot in our experiments) does not consistently improve the performance of LLMs either with ICL or IT, and even leads to a performance decline in some cases.
- **(III)** ICL prompting still outperforms zero-shot and CoT strategies, indicating that excessively complex prompting strategies can potentially hinder performance.

2 Related Work

2.1 Instruction tuning for large language models

IT (Jiang et al., 2023; Wang et al., 2024a; Parthasarathy et al., 2024) is an effective technique that updates LLM parameters in a supervised fashion by modifying the context of inputs to follow specific instructions. Previous studies have extensively discussed the advancements of IT in LLMs. For example, Zhang et al. (2023); Qin et al. (2024) provide a comprehensive overview of the IT in LLMs, explaining the process of fine-tuning LLMs with instruction pairs and analyzing key factors that impact IT results. Ouyang et al. (2022) thoroughly examines data selection strategies for IT in LLMs, emphasizing the critical role of data quality over quantity and offering methods for selecting the most effective datasets to improve LLMs' instruction-following abilities. Hu et al. (2024) proposes a Sequential Instruction Tuning (SIT) method that systematically incorporates continuous tasks into the training process to enhance the model's capability to follow long, multi-step instructions. However, the aforementioned studies primarily assess IT in data-rich or zero-shot settings, leaving the few-shot performance of IT relatively underexplored.

2.2 Comparison between instruction tuning and in-context learning

ICL enables LLMs to quickly adapt to tasks by learning from samples without updating the model's weights (Yang et al., 2023b; Brown et al., 2020). Dong et al. (2022) comprehensively summarizes the progress and challenges of ICL, discussing related techniques including prompt design and training strategies, and explores effective application scenarios of ICL in enhancing the inferential capabilities of LLMs. Coda-Forno et al. (2023) further explores how LLMs enhance their capabilities through the ICL paradigm by adjusting learning strategies and prior knowledge, through regression and multi-armed bandit tasks.

Recent studies have also focused on exploring the connections between IT and ICL. For example, Mosbach et al. (2023) evaluates the generalization capabilities of Pattern-based fine-tuning (PBFT) and ICT for out-of-domain (OOD) tasks under the same experimental settings in a few-shot context. They find that PBFT achieves better generalization. Duan et al. (2023) investigates how ICL and IT modify the hidden layer states of LLMs to achieve task adaptability in LLMs, finding that ICL is implicit IT. Our work differs from previous research in that we directly compare the classification performance between the ICL and IT in various CSS tasks.

2.3 Large language models in computational social science

LLMs have demonstrated exceptional capabilities in CSS (Møller and Aiello, 2024; Jiang, 2023; Xu et al., 2024; Jiang et al., 2023). For example, Ziemis et al. (2024) has outlined a roadmap for using LLMs as tools for CSS, recommending best practices for prompting and conducting an extensive evaluation of the zero-shot performance of thirteen language models across twenty-four representative CSS benchmark tasks. Additionally, Mu et al. (2024) has assessed the zero-shot performance of two LLMs under six CSS tasks, while also researching the effects of various prompting strategies. However, the emerging CSS topics demand that LLMs quickly adapt to limited annotated data (Jiang et al., 2024), therefore it is crucial to evaluate their few-shot performance in CSS tasks. Our work aims to explore the performance differences between ICL and IT in CSS tasks within few-shot settings, as well as how to enhance the

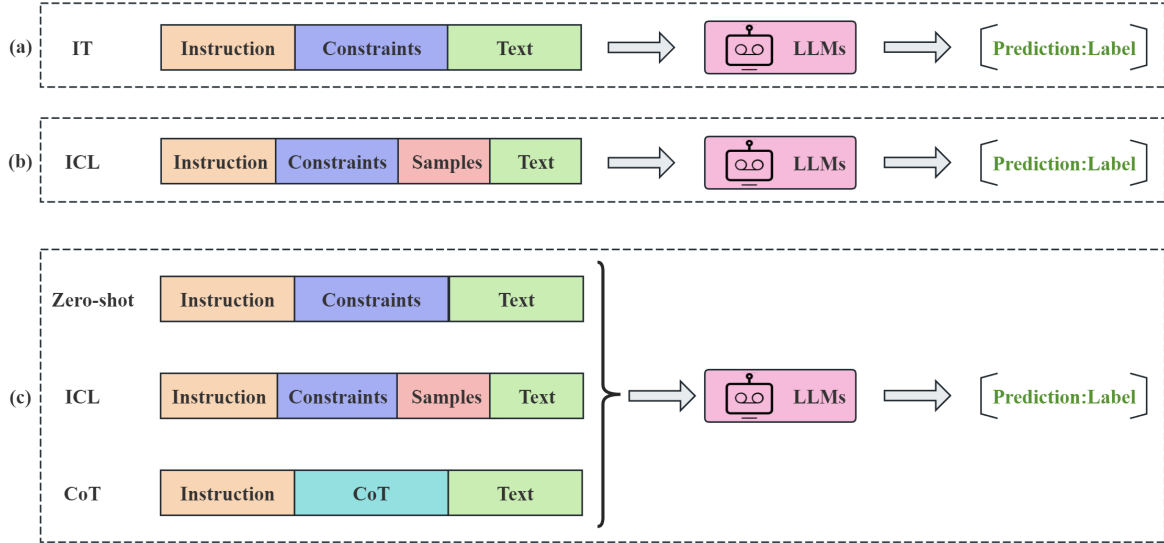


Figure 1: Illustration of the overall workflow in this paper. (a) The instruction prompts including the context of the tasks (**Instruction**), the constraints for generating the responses from LLMs (**Constraints**), and the input text of each task (**Text**). (b) The ICL prompts include a set of input-label pairs (**Samples**) to guide the LLMs in focusing on task-specific content. (c) A comparison between different prompting strategies in CSS tasks.

capabilities of LLMs.

3 Methodology

3.1 Instruction tuning for CSS

Following the IT strategy outlined by (Duan et al., 2023), we first create a task-specific **Instruction** (e.g., "Analyze the content and determine if it includes label", where *label* represents task-specific labels) to define the objective of each task. We then incorporate a set of **Constraints** (e.g., "Respond only with label or not label, without offering additional context or explanation") to guide the LLMs' responses. The detailed workflow of the IT process is presented in Figure 1 (a) and Appendix A.2.

Considering the computational efficiency and challenges of fine-tuning LLMs, we employ LoRA (Hu et al., 2021) for instruction-tuning across all models. Specifically, we set the dropout probability at 0.1 and the learning rate at $1e-4$. As recommended by Duan et al. (2023), the scaling factor is set to 32, with a rank of 8. The models are fine-tuned over three epochs using Brain Floating Point 16 (bf16) precision.

3.2 In-context learning for CSS

In accordance with the in-context learning prompts described by Jiang and Wang (2024), we create input prompts consisting of **Instruction**, **Constraints**, **Samples** (e.g., "Tweet: How to not miss

someone who doesn't even know you. Label: not bragging"), and **Text** (e.g., "Tweet: For real, I just want to be prescribed something..., and what I'm all about. Label: "). The detailed workflow of ICL is depicted in Figure 1 (b).

Given the limited fixed context length of LLMs, for the GossipCop dataset, we manually truncate the length of news articles to 256 tokens. Preliminary experiments revealed that higher temperature settings introduced more randomness in the model's responses. Hence, following the approach of Mu et al. (2024), we apply a reduced temperature of 0.2 to enhance the model's focus and stability.

3.3 Comparing in different prompting strategies

In the zero-shot setting, we compose the prompt by combining **Instruction**, **Constraints**, and **Text**. For ICL, the detailed workflow is presented in Section 3.2.

Inspired by Dogan et al. (2024), we utilize the ChatGPT-4 model¹ to automatically generate **CoT** descriptions for each sample. For example, we input the tweet along with prompts in Bragging (e.g., "Analyze the content and determine if it includes a bragging statement by using the CoT method. Tweet: For a minute I was tired of being the bigger man, until I realized that's just who I am"). These

¹<https://chatgpt.com/>

Dataset	Total	Labels (number of samples)			
Bragging	6,696	Bragging (781)		Not Bragging (5,915)	
Complaint	3,449	Complaint (1,232)		Not Complaint (2,217)	
Sarcasm	4,868	Sarcasm (1,067)		Not Sarcasm (3,801)	
Rumour Stance	5,568	Support(1,004)	Deny(415)	Query(464)	Comment(3,685)
GossipCop	6,805	Real (4,928)		Fake (1,877)	

Table 1: Statistics of the selected datasets.

CoT descriptions are then combined with **Instruction** and **Text** to form input prompts, as illustrated in Figure 1 (c). The examples of CoT description are provided in Appendix A.3.

4 Experimental setups

4.1 Data

To assess the classification performance of LLMs, five publicly available datasets are selected, encompassing a broad spectrum of computational social science topics. The statistics of these datasets are presented in Table 1.

Bragging (Jin et al., 2022) : This dataset is designed to facilitate a comprehensive semantic analysis of tweets to ascertain whether they contain narratives of bragging, specifically identifying the subject of the author’s boast.

Complaint (Preoŕiuc-Pietro et al., 2019) : This task aims to identify whether tweets from social

media contain complaints, where the complaint content expresses a mismatch between reality and expectations in a specific context.

Sarcasm (Farha et al., 2022) : This task aims to conduct semantic analysis on texts to determine whether they contain sarcasm.

Rumour Stance (Derczynski et al., 2017) : This task aims to perform semantic analysis on tweets (rumours) in social media to assess the stance classification of the rumours.

GossipCop (Shu et al., 2020) : This task aims to perform semantic analysis on news articles in entertainment media to determine the authenticity of the news articles.

For each benchmark task, we utilize stratified random sampling to divide the dataset into 70% for training, 10% for validation, and 20% for testing. The 10% validation set is used for hyperparameter tuning during the instruction tuning, and the

<i>1-Shot Setting</i>							
	Qwen2	Baichuan2	GLM4	Llama3	Gemma2	Phi-3	Avg
ICL	68.6/67.2	61.6/48.3	66.4/60.0	60.1/54.6	61.1/55.8	74.7/62.5	65.4/58.1
IT	65.1/62.2	60.7/47.9	56.0/51.3	53.9/50.1	71.3/62.8	65.4/57.8	62.1/55.3
<i>8-Shot Setting</i>							
	Qwen2	Baichuan2	GLM4	Llama3	Gemma2	Phi-3	Avg
ICL	71.7/70.3	63.4/48.0	60.8/56.6	61.6/56.4	59.6/55.7	72.5/62.4	64.9/58.2
IT	64.8/62.8	63.8/49.3	56.3/51.5	53.0/50.0	68.8/60.8	65.3/58.0	62.0/55.4
<i>16-Shot Setting</i>							
	Qwen2	Baichuan2	GLM4	Llama3	Gemma2	Phi-3	Avg
ICL	71.5/70.1	62.6/47.0	60.2/56.7	60.4/55.5	60.8/56.7	70.6/61.5	64.4/57.9
IT	64.4/62.7	62.3/49.5	56.3/51.4	51.2/48.6	68.0/59.9	65.1/57.5	61.2/54.9
<i>32-Shot Setting</i>							
	Qwen2	Baichuan2	GLM4	Llama3	Gemma2	Phi-3	Avg
ICL	72.6/71.2	70.2/50.2	61.7/57.6	59.6/55.1	61.0/56.4	69.4/59.2	65.7/58.3
IT	65.9/63.4	61.3/48.5	56.2/51.4	52.4/49.4	71.4/62.2	64.8/57.1	62.0/55.3

Table 2: The LLMs’ performance is compared between ICL and IT in CSS tasks. Scores are first calculated by averaging the accuracy and macro-F1 (Acc/F1) scores (%) across five seeds for each model, followed by computing the mean across five tasks. **Bold** indicates the highest accuracy, and Underline denotes the best F1 score.

performances of LLMs under the ICL and IT are evaluated on the designated 20% test set.

We apply the same few-shot settings to both the ICL and IT. First, we randomly sample $n \in \{1, 8, 16, 32\}$ examples (where n is the number of samples per class) from the training set. Given the high sensitivity of ICL and IT to the choice of examples, we use five random seeds per shot, repeating the process to assess LLM performance in few-shot scenarios.

4.2 Baselines

To ensure a fair comparison of LLMs in CSS tasks, we utilize Huggingface² to select six different open-source LLMs, with model sizes ranging from 7B to 9B, namely Qwen2-7B-Instruct (Qwen2) (Yang et al., 2024a), Baichuan2-7B-Chat (Baichuan2) (Yang et al., 2023a), GLM4-9B-chat (GLM4) (GLM et al., 2024), Meta-llama3-8B-instruct (LLama3) (Meta, 2024), Gemma-2-9B-it (Gemma2) (Team et al., 2024), and Phi-3-Small-128K-Instruct (Phi-3) (Abdin et al., 2024).

5 Results

The overall experimental results are presented in Table 2 and Table 3. For each n-shot setting, we evaluate the LLMs by computing the average accuracy (Acc) and macro-F1 (F1) scores across five random seeds³.

Comparing between IT and ICL: We first calculate the average accuracy and F1 scores across

²<https://huggingface.co/>

³The detailed experimental results for each seed are presented in Appendix A.4

five seeds for each model, and then compute the means of these scores across all CSS tasks. The averaged scores are presented in Table 2. We observe that the overall classification performance of LLMs with ICL is significantly better than that of LLMs with IT. For instance, ICL outperforms IT by 3.3% in accuracy in the 1-shot setting. Similarly, LLMs with ICL consistently outperform LLMs with IT in the 8, 16, and 32-shot settings, with accuracy improvements of 2.9%, 3.2%, and 3.7%, respectively.

We also examine how different tasks impact the performance of ICL and IT, as presented in Table 3. In the Bragging and Complaint tasks, ICL consistently outperforms IT, achieving higher accuracy across all six models. For instance, ICL attains an average accuracy of 85.2% across six LLMs, which is 5.7% higher than IT in the 32-shot setting for the Complaint task. This advantage is also evident in GossipCop, Sarcasm, and Rumour Stance. However, it is noteworthy that LLMs demonstrate relatively lower performance in the latter two benchmark tasks (e.g., Sarcasm and Rumour Stance) compared to others. For example, the average accuracy of ICL in Sarcasm and Rumour Stance is 57.2% and 41.4%, respectively, which is significantly lower than the 85.2% achieved in the Complaint task under the 32-shot setting.

Comparing between LLMs: We also assess the ability of six LLMs to address CSS tasks using ICL and IT in few-shot settings, as presented in Table 3. We observe that Phi-3 outperforms the others in most tasks, achieving the highest average accuracy in the Bragging and Complaint tasks, with scores of 88.1% and 89.5%, respectively.

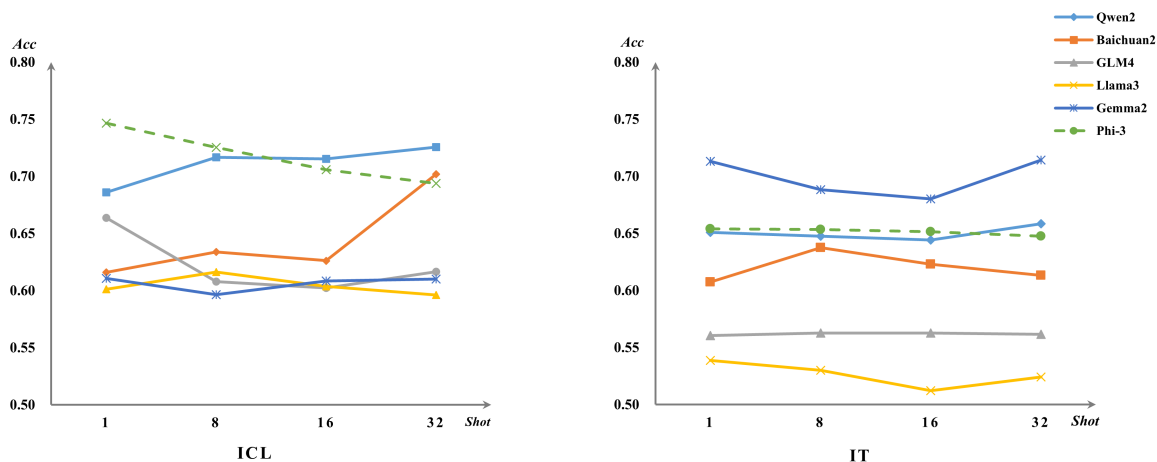


Figure 2: Illustration of different sample sizes affect the performance of LLMs with ICL and IT respectively.

1-Shot Setting										
Model	Bragging		Complaint		Sarcasm		Rumour Stance		GossipCop	
	ICL	IT	ICL	IT	ICL	IT	ICL	IT	ICL	IT
Qwen2	86.0 / <u>86.9</u>	81.7/84.0	81.5/81.8	85.6/85.9	59.3/62.5	51.4/54.1	41.3/44.0	33.2/27.9	75.0 /60.6	73.5/59.1
Baichuan2	81.7/60.8	85.7/58.8	62.6/60.7	62.0/58.1	77.7 /50.9	55.4/43.0	48.4/32.8	41.2/29.8	37.6/36.4	59.2/50.0
GLM4	87.1/73.7	58.6/51.8	83.4/82.9	79.8/79.4	54.8/53.4	53.5/51.3	36.1/28.3	17.9/16.0	70.5/61.7	70.4/57.8
Llama3	78.7/64.6	67.7/56.7	88.4/87.8	81.8/81.3	43.4/43.2	35.1/34.3	22.5/18.6	18.6/20.2	67.6/58.8	66.2/57.9
Gemma2	77.4/64.3	84.9/70.0	84.0/83.6	85.5/85.0	41.4/41.3	57.2/55.9	45.5/35.5	55.7/40.7	57.1/54.5	73.2/ <u>62.3</u>
Phi-3	89.1 /71.0	87.8/72.2	89.6 / <u>88.6</u>	86.3/85.7	68.2/ <u>63.3</u>	43.9/43.8	57.6 /41.1	38.2/35.2	68.8/48.5	70.8/52.3
8-Shot Setting										
Model	Bragging		Complaint		Sarcasm		Rumour Stance		GossipCop	
	ICL	IT	ICL	IT	ICL	IT	ICL	IT	ICL	IT
Qwen2	86.3/ <u>87.3</u>	77.7/81.1	89.2/ <u>89.3</u>	84.6/84.9	70.8/ <u>72.6</u>	52.7/55.8	35.5/39.1	38.4/30.6	76.5 /63.1	70.4/61.7
Baichuan2	83.1/65.2	79.0/59.6	64.1/61.5	61.0/53.2	78.2 /44.3	60.7/52.9	51.7/29.5	48.6/28.4	39.8/39.6	69.4/52.3
GLM4	80.2/68.4	59.0/52.1	84.4/84.0	79.9/79.5	43.2/43.2	54.1/51.9	24.0/24.0	18.0/16.0	72.1/ <u>63.7</u>	70.3/57.8
Llama3	83.3/68.6	63.4/54.0	88.1/86.6	81.3/80.8	50.8/50.2	38.8/38.4	26.3/20.4	18.7/19.8	59.6/56.4	63.0/56.8
Gemma2	72.3/61.5	81.8/67.4	85.1/84.7	83.9/83.5	42.5/42.5	57.0/55.7	45.9/38.1	56.8 / <u>40.9</u>	52.4/51.6	64.7/56.7
Phi-3	88.9 /73.8	87.9/72.7	89.7 /88.9	86.3/85.7	62.6/59.5	44.2/44.1	51.8/38.3	37.2/34.6	69.7/51.5	71.1/52.7
16-Shot Setting										
Model	Bragging		Complaint		Sarcasm		Rumour Stance		GossipCop	
	ICL	IT	ICL	IT	ICL	IT	ICL	IT	ICL	IT
Qwen2	84.9/ <u>86.4</u>	76.8/80.5	89.4/ <u>89.5</u>	84.1/84.4	71.5/ <u>73.1</u>	53.0/56.1	35.9/39.6	38.6/30.6	76.1 /61.9	69.8/61.8
Baichuan2	84.5/67.4	83.8/62.7	63.6/57.3	62.0/53.5	78.2 /44.2	61.5/52.6	47.0/26.9	44.6/29.6	39.8/39.5	59.6/48.8
GLM4	81.1/69.2	58.8/51.9	84.1/83.8	79.8/79.5	42.1/42.0	54.1/51.8	23.1/24.1	18.1/16.0	70.8/ <u>64.3</u>	70.4/57.9
Llama3	83.9/68.8	66.4/55.9	86.6/84.4	80.7/80.3	52.9/52.1	36.6/36.3	21.9/17.8	18.6/19.2	56.5/54.5	53.8/51.3
Gemma2	68.6/58.6	82.7/68.2	86.6/86.1	83.8/83.4	48.2/48.0	56.5/55.2	46.3/37.4	56.6 / <u>40.6</u>	54.6/53.6	60.5/51.8
Phi-3	88.1 /73.7	87.6/72.1	89.6 /88.8	85.4/84.8	54.8/53.6	44.4/44.3	50.2/40.4	37.9/35.1	70.2/50.8	70.4/51.3
32-Shot Setting										
Model	Bragging		Complaint		Sarcasm		Rumour Stance		GossipCop	
	ICL	IT	ICL	IT	ICL	IT	ICL	IT	ICL	IT
Qwen2	86.7/ <u>87.7</u>	76.2/80.1	89.9 / <u>90.0</u>	84.1/84.5	71.1/ <u>72.7</u>	51.7/54.7	39.4/43.4	46.6/36.3	75.8 /62.1	70.6/61.6
Baichuan2	87.1/67.5	80.8/60.7	73.7/67.8	62.4/53.5	78.2 /44.2	61.0/53.9	65.7 /26.0	44.4/29.5	46.2/45.4	58.0/44.8
GLM4	81.4/69.4	58.8/51.9	84.4/84.0	79.8/79.5	42.1/42.1	53.9/51.7	29.2/28.0	17.9/16.0	71.2/ <u>64.7</u>	70.4/57.8
Llama3	84.5/69.5	64.5/54.8	87.1/85.1	81.6/81.1	48.9/48.6	36.4/36.0	17.3/15.2	26.1/23.8	60.3/57.0	53.6/51.1
Gemma2	70.3/59.7	83.1/68.4	87.0/86.5	84.0/83.6	53.8/53.1	56.0/54.8	45.9/35.0	60.3/42.7	48.0/47.7	73.8/61.5
Phi-3	86.3/72.3	87.7 /72.3	89.0/88.2	85.0/84.4	49.3/48.9	44.0/43.9	51.1/36.9	36.9/34.5	71.2/49.8	70.2/50.5

Table 3: The accuracy and macro-F1 (Acc/F1) scores (%) of various LLMs across five benchmark tasks. For each shot, experiments are conducted using five random seeds, and the average values across all seeds are recorded. In each task, **Bold** indicates the highest accuracy, and Underline is the best F1 score.

	Qwen2	Baichuan2	GLM4	Llama3	Gemma2	Phi-3	Avg
Zero-shot	61.7/55.9	55.0/44.0	58.1/54.6	58.8/52.5	64.3/57.1	64.5/54.7	60.4/53.1
ICL	68.6/67.2	61.6/48.3	66.4/60.0	60.1/54.6	61.1/55.8	74.7/62.5	65.4/58.1
CoT	66.6/63.8	56.7/52.0	65.6/60.0	59.4/52.6	53.8/52.8	67.0/62.1	61.5/57.2

Table 4: The accuracy and macro-F1 (Acc/F1) scores(%) across all benchmark tasks for different models represent the average values from five tasks. **Bold** and Underline indicate the highest accuracy and F1 among the LLMs in each task respectively.

Baichuan2 and Qwen2 attain the highest average accuracy of 78.1% and 75.9% in the Sarcasm and GossipCop tasks, respectively. However, GLM4 and Llama3 generally underperform compared to the others. Additionally, all LLMs exhibit significant weaknesses in Rumour Stance. Notably, the IT performance of Gemma2 consistently surpasses that of ICL across all tasks. For instance, in the 1-shot setting, the average accuracy of IT exceeds that of ICL by 10.2%.

Comparing between different n-shot settings:

Figure 2 illustrates the overall performance of the LLMs with ICL and IT in different n-shot settings. We compute the average accuracy of the six LLMs across all tasks. The experimental results show that the performance of LLMs with either ICL or IT does not consistently improve as the number of training samples increases, and even declines in some cases. For example, the average accuracy of Phi-3 with ICL is 74.7% in the 1-shot setting, but drops to 69.4% in the 32-shot setting. Similarly, the accuracy of Llama3 with IT decreases from 53.9% in the 1-shot setting to 52.4% in the 32-shot setting.

Comparing between different prompt strategies: To assess the impact of prompting strategies on the inferential capabilities of LLMs, we compare three prompting approaches: zero-shot, ICL, and CoT in the 1-shot setting. Note that this comparison is not conducted in other n-shot settings, as we found no strong correlation between the number of samples and prompting strategies, based on the preliminary findings.

The performance of these three prompting strategies is shown in Table 4. We observe that ICL prompting consistently achieves the highest accuracy and F1 scores. Specifically, ICL surpasses CoT in accuracy by 3.9%. CoT, in turn, outperforms zero-shot by 1.1% in accuracy. Lastly, zero-shot exhibits the lowest accuracy and F1 scores.

6 Analysis

The experimental results underscore the proficiency of LLMs in CSS tasks that require comprehension of complex real-world contexts. Next, we will contextualize these findings within the framework of our three research questions:

(RQ1) What are the performance differences between LLMs with ICL and IT in few-shot CSS tasks?

The experimental results reveal that LLMs with ICL generally outperform those with IT in few-shot CSS tasks. ICL exhibits strong adaptability, likely due to the extensive knowledge acquired during the pre-training phase. This allows the model to comprehend and swiftly adapt to complex tasks by leveraging pre-trained knowledge. While IT also enhances LLM capabilities through instructions, its performance is comparatively more sensitive than that of ICL, as illustrated in Figure 2.

Additionally, ICL enables the model to directly leverage the input-label pairs provided in the samples to guide inference without requiring gradient updates. For LLMs with IT, insufficient training samples can lead to overfitting, instability, and may even impair the inferential capacity of the models. For example, the average accuracies of GLM4 and Llama3 are 56.0% and 53.9% in the 1-shot setting. However, both models achieve higher average accuracies of 58.1% and 58.8% in the zero-shot settings, respectively.

(RQ2) How do varying numbers of sample influence the performance of LLMs with ICL and IT?

Our experimental results suggest that merely increasing the number of training samples does not consistently improve the performance of LLMs with either ICL or IT, and in some cases, it even leads to a decline.

Given the characteristics of few-shot settings, we speculate that the contextual diversity of samples is more crucial than their quantity, regardless of whether LLMs use IT or ICL. If the additional sam-

ples are highly similar in content, LLMs may struggle to learn from the feature diversity in few-shot examples, leading to poor inferential performance. Moreover, when the feature distribution of few-shot samples deviates significantly from that of the pre-trained data, this variation may also negatively affect the classification performance of LLMs.

(RQ3) How different prompting strategies affect the proficiency of LLMs in CSS tasks?

LLMs with ICL achieve the highest performance among the three prompting strategies: zero-shot, ICL, and CoT. This indicates that incorporating a small number of input-label pairs into the prompt can help LLMs better focus on task-specific content across various CSS tasks.

Surprisingly, we find that the CoT strategy slightly underperforms compared to ICL. We hypothesize two potential reasons for this: 1) the CoT examples are automatically generated by GPT-4, which may result in varying content quality depending on the context; 2) incorporating CoT descriptions into the prompt might introduce noise and transform a simple classification problem into a more complex language understanding task, as detailed in the Appendix A.3.

Finally, the zero-shot strategy yields the lowest performance. This may be due to insufficient contextual information to guide the model in understanding and performing CSS tasks, which often require deeper semantic comprehension (e.g., Sarcasm and Bragging). Moreover, the zero-shot strategy primarily depends on the pre-trained knowledge of LLMs. The absence of task-specific knowledge during the pre-training phase may cause the model to struggle in identifying appropriate solutions.

7 Conclusion

In this paper, we first evaluate the performance of LLMs with IT and ICL in few-shot CSS tasks. We also investigate whether increasing the number of training samples affects LLM performance. Lastly, we compare different prompting strategies and analyze their efficiency in few-shot settings.

In our experiments, we evaluate six open-source LLMs on five publicly available CSS datasets. Our results indicate that: 1) LLMs with ICL generally outperform those with IT in tackling complex CSS tasks in few-shot settings; 2) merely increasing the number of samples without considering their quality does not consistently improve the perfor-

mance of LLMs with either ICL or IT, and may even lead to a decline in some cases; 3) LLMs with ICL are more effective than those using zero-shot and CoT strategies in few-shot settings, suggesting that overly complex prompting may negatively impact LLM performance.

Overall, our research underscores the substantial advantages of ICL in handling CSS tasks in few-shot settings, highlighting the critical role of optimizing sample quality and prompting strategies to enhance the classification performance of LLMs.

8 Limitations

This study acknowledges several limitations, including: 1) Due to computational resource constraints and the context length limitations of LLMs, larger n-shot settings remain underexplored. 2) Our experiments primarily compare LLMs with parameters ranging between 7B and 9B, due to hardware restrictions. 3) The generation of CoT descriptions relies mainly on GPT-4, without manual assessment, which may result in inconsistencies in CoT quality.

9 Ethic statement

This work has received ethical approval from the Ethics Committee of our university and adheres to the research policies of Twitter. All datasets were obtained via links provided in the respective research papers or directly from the authors upon request. Additionally, we confirm that the data was fully anonymized prior to being used for model inference with the LLMs. Due to the time-intensive and challenging nature of generating the CoT strategy, we solely rely on ChatGPT-4 to automatically generate the CoT descriptions, without manually crafting any CoT strategies.

Acknowledgments

This work is funded by the Natural Science Foundation of Shandong Province under grant ZR2023QF151 and the Natural Science Foundation of China under grant 12303103.

References

Marah Abdin, Sam Ade Jacobs, Ammar Ahmad Awan, Jyoti Aneja, Ahmed Awadallah, Hany Awadalla, Nguyen Bach, Amit Bahree, Arash Bakhtiari, Harkirat Behl, et al. 2024. Phi-3 technical report: A highly capable language model locally on your phone. *arXiv preprint arXiv:2404.14219*.

- Tom Brown, Benjamin Mann, Nick Ryder, Melanie Subbiah, Jared D Kaplan, Prafulla Dhariwal, Arvind Neelakantan, Pranav Shyam, Girish Sastry, Amanda Askell, et al. 2020. Language models are few-shot learners. *Advances in neural information processing systems*, 33:1877–1901.
- Julian Coda-Forno, Marcel Binz, Zeynep Akata, Matt Botvinick, Jane Wang, and Eric Schulz. 2023. Meta-in-context learning in large language models. *Advances in Neural Information Processing Systems*, 36:65189–65201.
- Leon Derczynski, Kalina Bontcheva, Maria Liakata, Rob Procter, Geraldine Wong Sak Hoi, and Arkaitz Zubiaga. 2017. Semeval-2017 task 8: Rumoureal: Determining rumour veracity and support for rumours. In *Proceedings of the 11th International Workshop on Semantic Evaluation (SemEval-2017)*, pages 69–76.
- Mustafa Dogan, Ilker Kesen, Iacer Calixto, Aykut Erdem, and Erkut Erdem. 2024. Evaluating linguistic capabilities of multimodal llms in the lens of few-shot learning. *arXiv preprint arXiv:2407.12498*.
- Qingxiu Dong, Lei Li, Damai Dai, Ce Zheng, Zhiyong Wu, Baobao Chang, Xu Sun, Jingjing Xu, and Zhifang Sui. 2022. A survey on in-context learning. *arXiv preprint arXiv:2301.00234*.
- Hanyu Duan, Yixuan Tang, Yi Yang, Ahmed Abbasi, and Kar Yan Tam. 2023. Exploring the relationship between in-context learning and instruction tuning. *arXiv preprint arXiv:2311.10367*.
- Ibrahim Abu Farha, Silviu Oprea, Steve Wilson, and Walid Magdy. 2022. Semeval-2022 task 6: isarcasmeval, intended sarcasm detection in english and arabic. In *The 16th International Workshop on Semantic Evaluation 2022*, pages 802–814. Association for Computational Linguistics.
- Team GLM, Aohan Zeng, Bin Xu, Bowen Wang, Chenhui Zhang, Da Yin, Diego Rojas, Guanyu Feng, Hanlin Zhao, Hanyu Lai, Hao Yu, Hongning Wang, Jiadai Sun, Jiajie Zhang, Jiale Cheng, Jiayi Gui, Jie Tang, Jing Zhang, Juanzi Li, Lei Zhao, Lindong Wu, Lucen Zhong, Mingdao Liu, Minlie Huang, Peng Zhang, Qinkai Zheng, Rui Lu, Shuaiqi Duan, Shudan Zhang, Shulin Cao, Shuxun Yang, Weng Lam Tam, Wenyi Zhao, Xiao Liu, Xiao Xia, Xiaohan Zhang, Xiaotao Gu, Xin Lv, Xinghan Liu, Xinyi Liu, Xinyue Yang, Xixuan Song, Xunkai Zhang, Yifan An, Yifan Xu, Yilin Niu, Yuantao Yang, Yueyan Li, Yushi Bai, Yuxiao Dong, Zehan Qi, Zhaoyu Wang, Zhen Yang, Zhengxiao Du, Zhenyu Hou, and Zihan Wang. 2024. *Chatglm: A family of large language models from glm-130b to glm-4 all tools*. *Preprint*, arXiv:2406.12793.
- Edward J Hu, Yelong Shen, Phillip Wallis, Zeyuan Allen-Zhu, Yuanzhi Li, Shean Wang, Lu Wang, and Weizhu Chen. 2021. Lora: Low-rank adaptation of large language models. *arXiv preprint arXiv:2106.09685*.
- Hanxu Hu, Pinzhen Chen, and Edoardo M Ponti. 2024. Fine-tuning large language models with sequential instructions. *arXiv preprint arXiv:2403.07794*.
- Ye Jiang. 2023. Team qust at semeval-2023 task 3: A comprehensive study of monolingual and multilingual approaches for detecting online news genre, framing and persuasion techniques. In *Proceedings of the 17th International Workshop on Semantic Evaluation (SemEval-2023)*, pages 300–306.
- Ye Jiang, Taihang Wang, Xiaoman Xu, Yimin Wang, Xingyi Song, and Diana Maynard. 2024. Cross-modal augmentation for few-shot multimodal fake news detection. *arXiv preprint arXiv:2407.12880*.
- Ye Jiang and Yimin Wang. 2024. Large visual-language models are also good classifiers: A study of in-context multimodal fake news detection. *arXiv preprint arXiv:2407.12879*.
- Ye Jiang, Xiaomin Yu, Yimin Wang, Xiaoman Xu, Xingyi Song, and Diana Maynard. 2023. Similarity-aware multimodal prompt learning for fake news detection. *Information Sciences*, 647:119446.
- Mali Jin, Daniel Preotiuc-Pietro, A Seza Doğruöz, and Nikolaos Aletras. 2022. Automatic identification and classification of bragging in social media. In *Proceedings of the 60th Annual Meeting of the Association for Computational Linguistics (Volume 1: Long Papers)*, pages 3945–3959.
- Martin Juan José Bucher and Marco Martini. 2024. Fine-tuned ‘small’ llms (still) significantly outperform zero-shot generative ai models in text classification. *arXiv e-prints*, pages arXiv–2406.
- AI Meta. 2024. Introducing meta llama 3: The most capable openly available llm to date, 2024. *URL https://ai.meta.com/blog/meta-llama-3/*. Accessed on April, 26.
- Anders Giovanni Møller and Luca Maria Aiello. 2024. Prompt refinement or fine-tuning? best practices for using llms in computational social science tasks. *arXiv preprint arXiv:2408.01346*.
- Marius Mosbach, Tiago Pimentel, Shauli Ravfogel, Dietrich Klakow, and Yanai Elazar. 2023. Few-shot fine-tuning vs. in-context learning: A fair comparison and evaluation. In *The 61st Annual Meeting Of The Association For Computational Linguistics*.
- Yida Mu, Ben P Wu, William Thorne, Ambrose Robinson, Nikolaos Aletras, Carolina Scarton, Kalina Bontcheva, and Xingyi Song. 2024. Navigating prompt complexity for zero-shot classification: A study of large language models in computational social science. In *Proceedings of the 2024 Joint International Conference on Computational Linguistics, Language Resources and Evaluation (LREC-COLING 2024)*, pages 12074–12086.

- Humza Naveed, Asad Ullah Khan, Shi Qiu, Muhammad Saqib, Saeed Anwar, Muhammad Usman, Naveed Akhtar, Nick Barnes, and Ajmal Mian. 2023. A comprehensive overview of large language models. *arXiv preprint arXiv:2307.06435*.
- Long Ouyang, Jeffrey Wu, Xu Jiang, Diogo Almeida, Carroll Wainwright, Pamela Mishkin, Chong Zhang, Sandhini Agarwal, Katarina Slama, Alex Ray, et al. 2022. Training language models to follow instructions with human feedback. *Advances in neural information processing systems*, 35:27730–27744.
- Venkatesh Balavadhani Parthasarathy, Ahtsham Zafar, Aafaq Khan, and Arsalan Shahid. 2024. The ultimate guide to fine-tuning llms from basics to breakthroughs: An exhaustive review of technologies, research, best practices, applied research challenges and opportunities. *arXiv preprint arXiv:2408.13296*.
- Daniel Preotiuc-Pietro, Mihaela Gaman, and Nikolaos Aletras. 2019. Automatically identifying complaints in social media. In *Proceedings of the 57th Annual Meeting of the Association for Computational Linguistics*, pages 5008–5019.
- Yulei Qin, Yuncheng Yang, Pengcheng Guo, Gang Li, Hang Shao, Yuchen Shi, Zihan Xu, Yun Gu, Ke Li, and Xing Sun. 2024. Unleashing the power of data tsunami: A comprehensive survey on data assessment and selection for instruction tuning of language models. *arXiv preprint arXiv:2408.02085*.
- Sarthak Roy, Ashish Harshvardhan, Animesh Mukherjee, and Punyajoy Saha. 2023. Probing llms for hate speech detection: strengths and vulnerabilities. In *Findings of the Association for Computational Linguistics: EMNLP 2023*, pages 6116–6128.
- Kai Shu, Deepak Mahudeswaran, Suhang Wang, Dongwon Lee, and Huan Liu. 2020. Fakenewsnet: A data repository with news content, social context, and spatiotemporal information for studying fake news on social media. *Big data*, 8(3):171–188.
- Gemma Team, Morgane Riviere, Shreya Pathak, Pier Giuseppe Sessa, Cassidy Hardin, Surya Bhupatiraju, Léonard Hussenot, Thomas Mesnard, Bobak Shahriari, Alexandre Ramé, et al. 2024. Gemma 2: Improving open language models at a practical size. *arXiv preprint arXiv:2408.00118*.
- Lei Wang, Chen Ma, Xueyang Feng, Zeyu Zhang, Hao Yang, Jingsen Zhang, Zhiyuan Chen, Jiakai Tang, Xu Chen, Yankai Lin, et al. 2024a. A survey on large language model based autonomous agents. *Frontiers of Computer Science*, 18(6):186345.
- Liang Wang, Nan Yang, and Furu Wei. 2024b. Learning to retrieve in-context examples for large language models. In *Proceedings of the 18th Conference of the European Chapter of the Association for Computational Linguistics (Volume 1: Long Papers)*, pages 1752–1767.
- Xiaoman Xu, Xiangrun Li, Taihang Wang, Jianxiang Tian, and Ye Jiang. 2024. Team QUST at SemEval-2024 task 8: A comprehensive study of monolingual and multilingual approaches for detecting AI-generated text. In *Proceedings of the 18th International Workshop on Semantic Evaluation (SemEval-2024)*, pages 463–470, Mexico City, Mexico. Association for Computational Linguistics.
- Aiyuan Yang, Bin Xiao, Bingning Wang, Borong Zhang, Ce Bian, Chao Yin, Chenxu Lv, Da Pan, Dian Wang, Dong Yan, et al. 2023a. Baichuan 2: Open large-scale language models. *arXiv preprint arXiv:2309.10305*.
- An Yang, Baosong Yang, Binyuan Hui, Bo Zheng, Bowen Yu, Chang Zhou, Chengpeng Li, Chengyuan Li, Dayiheng Liu, Fei Huang, et al. 2024a. Qwen2 technical report. *arXiv preprint arXiv:2407.10671*.
- Ruichao Yang, Wei Gao, Jing Ma, Hongzhan Lin, and Bo Wang. 2024b. Reinforcement tuning for detecting stances and debunking rumors jointly with large language models. *arXiv preprint arXiv:2406.02143*.
- Zhe Yang, Damai Dai, Peiyi Wang, and Zhifang Sui. 2023b. Not all demonstration examples are equally beneficial: Reweighting demonstration examples for in-context learning. In *Findings of the Association for Computational Linguistics: EMNLP 2023*, pages 13209–13221.
- Shengyu Zhang, Linfeng Dong, Xiaoya Li, Sen Zhang, Xiaofei Sun, Shuhe Wang, Jiwei Li, Runyi Hu, Tianwei Zhang, Fei Wu, et al. 2023. Instruction tuning for large language models: A survey. *arXiv preprint arXiv:2308.10792*.
- Caleb Ziems, William Held, Omar Shaikh, Jiaao Chen, Zhehao Zhang, and Diyi Yang. 2024. Can large language models transform computational social science? *Computational Linguistics*, 50(1):237–291.

A Appendix

A.1 Detailed performance comparison between LLMs on CSS tasks

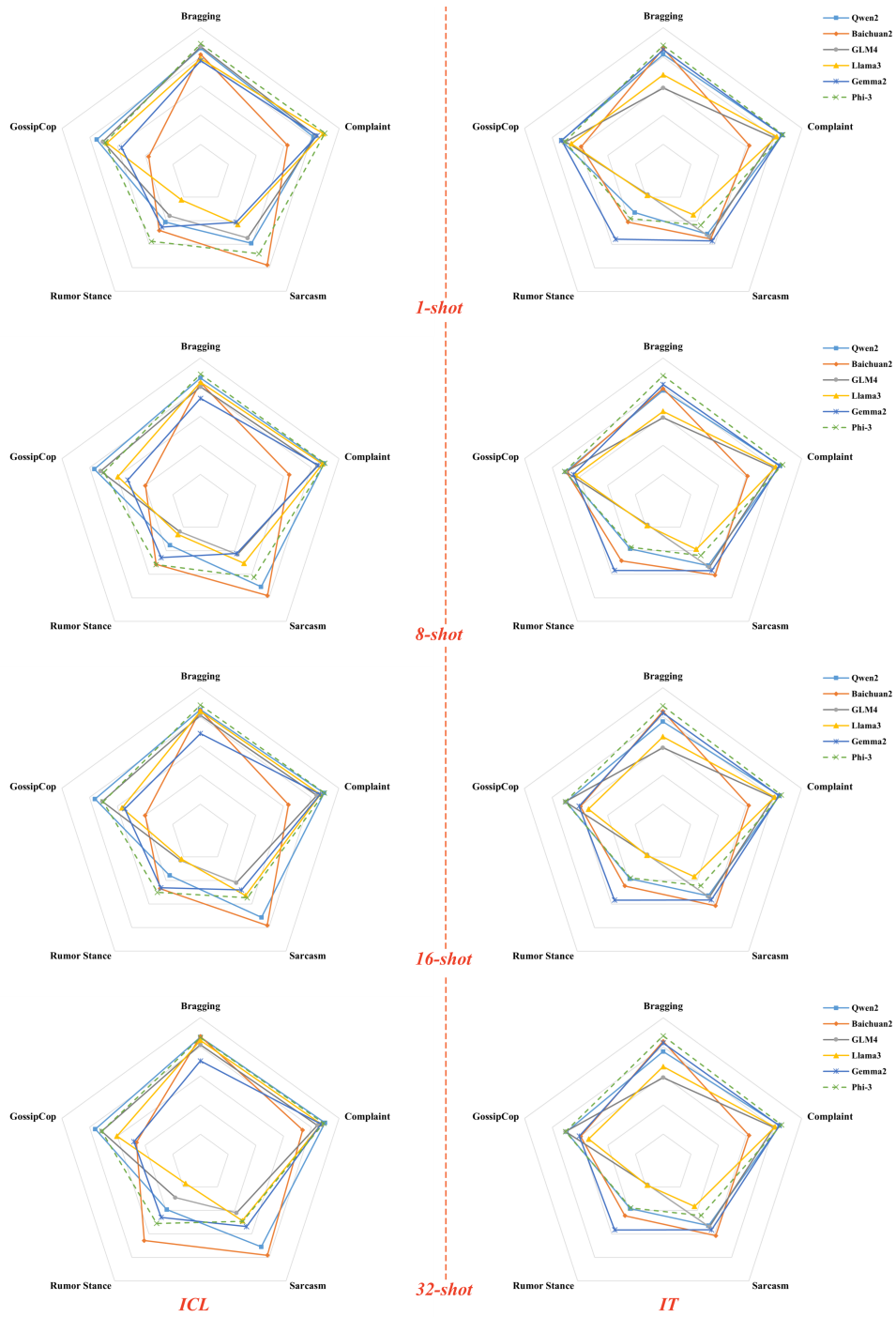


Figure A1: Performance comparison between LLMs on CSS tasks.

A.2 Examples of instruction and constraints in CSS tasks

Dataset	Instruction	Constraint
Bragging	Analyze the content and determine if it includes a bragging statement.	Respond only with bragging or not bragging , without providing any additional context or explanation.
Complaint	Analyze the content and determine if it includes a complaint.	Respond only with complaint or not complaint, without providing any additional context or explanation.
Sarcasm	Analyze the content and determine if it includes sarcasm.	Respond only with sarcasm or not sarcasm, without providing any additional context or explanation.
Rumour Stance	Given a tweet related to a rumour, classify its stance as one of the following categories: support, deny, query, or comment. Each tweet should only be associated with one stance category based on its content.	Respond only with the appropriate stance category, without providing any additional context or explanation.
GossipCop	Given a news article, classify its truthfulness as either real or fake.	Respond only with real or fake, without providing any additional context or explanation.

Table A1: Detailed information on the instructions and constraints for each benchmark task.

A.3 Examples of CoT description

Tweet	CoT Strategy
For a minute I was tired of being the bigger man , until I realized that 's just who I am .	Label: Bragging. Let's break down the analysis. The tweet states, 'For a minute I was tired of being the bigger man, until I realized that's just who I am.' This sentence starts by highlighting a moment of frustration about always being 'the bigger man,' a common expression for acting maturely or taking the high road in difficult situations. The statement concludes by reaffirming the tweeter's inherent nature of being superior or more mature, which implies a self-promotion of personal virtues. The aim is to assess if this self-reflection serves to subtly brag about one's character. Examining the structure and content, the tweet pivots to emphasize personal qualities, suggesting that the individual views these traits as defining and superior. The conclusion, based on the content's focus on self-praise, categorizes this tweet as bragging.
If the market is so efficient , why are n't we green yet ?	Label: Not Bragging. Analyzing the tweet: 'If the market is so efficient, why aren't we green yet?' This tweet poses a critical question about the efficiency of markets in achieving environmental sustainability. It is rhetorical and serves to challenge or provoke thought rather than to boast about personal achievements or qualities. The focus is on questioning societal or economic systems, highlighting a discrepancy between claimed efficiency and environmental outcomes. The purpose of this tweet is to engage others in reflection or debate regarding the effectiveness of market mechanisms in driving sustainable practices, not to showcase any personal accomplishment.

Table A2: The CoT strategy for Bragging samples.

A.4 Detailed experimental results

<i>Qwen2</i>										
n-shot	Bragging		Complaint		Sarcasm		Rumour Stance		GossipCop	
(seed)	ICL	IT	ICL	IT	ICL	IT	ICL	IT	ICL	IT
1(42)	88.7/88.8	86.5/87.4	82.9/83.3	85.7/86.0	64.0/67.1	56.9/60.3	44.3/46.7	37.3/30.6	75.7/63.5	73.3/60.8
1(43)	84.0/85.6	77.2/80.9	77.4/77.8	85.2/85.5	56.8/60.2	50.5/53.4	36.2/39.3	36.4/29.1	74.1/58.1	73.3/60.8
1(44)	87.2/87.5	86.3/87.3	83.6/84.0	83.8/84.1	64.9/67.9	50.9/53.8	42.6/44.8	28.5/25.3	75.2/60.0	73.3/60.8
1(45)	85.2/86.5	82.0/84.3	86.7/86.9	89.0/89.2	52.5/56.0	42.9/43.9	46.9/50.2	36.8/29.6	76.5/63.4	74.0/54.1
1(46)	84.7/86.1	76.5/80.3	76.8/77.2	84.5/84.8	58.2/61.5	55.9/59.1	36.4/39.2	26.9/24.8	73.7/58.0	73.6/58.9
Avg	86.0/86.9	81.7/84.0	81.5/81.8	85.6/85.9	59.3/62.5	51.4/54.1	41.3/44.0	33.2/27.9	75.0/60.6	73.5/59.1
8(42)	86.6/87.5	76.2/80.1	89.6/89.7	84.1/84.4	74.5/74.6	51.8/55.1	30.3/33.1	40.3/30.8	76.0/62.2	66.2/60.4
8(43)	86.1/87.3	71.4/76.4	89.6/89.7	85.1/85.4	71.1/72.8	51.3/54.3	40.4/44.4	36.5/30.1	75.9/62.6	68.5/61.6
8(44)	86.7/87.5	78.4/81.7	89.3/89.4	85.8/86.1	70.6/72.6	52.6/55.7	36.5/40.6	35.1/28.6	76.9/64.5	70.7/62.9
8(45)	85.9/87.0	82.1/84.3	89.9/89.9	85.1/85.4	69.5/71.8	55.4/58.9	32.6/35.9	37.2/30.4	76.7/62.0	74.2/61.2
8(46)	86.2/87.2	80.3/83.1	87.5/87.8	82.9/83.3	68.2/71.0	52.4/55.3	37.7/41.7	43.1/32.9	77.2/64.1	72.4/62.3
Avg	86.3/87.3	77.7/81.1	89.2/89.3	84.6/84.9	70.8/72.6	52.7/55.8	35.5/39.1	38.4/30.6	76.5/63.1	70.4/61.7
16(42)	86.0/87.0	79.4/82.5	91.3/91.4	83.2/83.6	70.4/72.3	54.3/57.6	33.1/36.6	37.1/29.5	76.1/61.8	71.3/62.4
16(43)	85.1/86.6	71.3/76.3	88.1/88.3	84.6/85.0	71.5/73.2	55.9/59.2	37.5/41.6	39.4/31.3	76.6/64.1	67.3/61.0
16(44)	82.9/84.9	77.9/81.4	88.6/88.8	84.8/85.1	71.5/73.2	52.5/55.5	34.6/38.5	36.5/29.5	76.1/62.8	67.4/61.2
16(45)	83.1/85.2	75.2/79.3	90.1/90.3	83.5/83.8	68.4/70.9	49.9/52.6	31.1/34.1	38.2/30.5	75.5/60.0	72.7/62.1
16(46)	87.5/88.1	80.0/82.9	88.8/89.0	84.3/84.7	75.7/75.8	52.3/55.4	42.9/47.2	41.7/32.2	75.9/60.6	70.2/62.4
Avg	84.9/86.4	76.8/80.5	89.4/89.5	84.1/84.4	71.5/73.1	53.0/56.1	35.8/39.6	38.6/30.6	76.1/61.9	69.8/61.8
32(42)	87.2/88.0	76.3/80.2	89.9/89.9	84.6/85.0	69.9/71.6	52.2/55.3	40.2/44.4	47.1/37.4	75.4/62.4	67.3/61.3
32(43)	86.0/87.3	73.9/78.3	90.1/90.3	84.1/84.4	70.3/72.3	52.7/55.7	39.6/43.4	46.0/35.5	76.3/62.4	69.7/62.2
32(44)	86.2/87.3	78.4/81.8	89.9/90.0	83.2/83.6	72.6/74.0	53.6/56.9	42.5/46.8	48.7/36.3	75.7/61.0	71.3/61.7
32(45)	86.7/87.7	75.9/79.9	90.1/90.3	85.9/86.2	69.5/71.5	51.5/54.5	37.4/41.7	46.3/36.6	76.4/63.3	73.3/59.9
32(46)	87.3/88.1	76.6/80.4	89.6/89.7	82.9/83.3	73.0/74.1	48.6/51.2	37.0/40.8	44.9/35.7	75.3/61.3	71.4/62.9
Avg	86.7/87.7	76.2/80.1	89.9/90.0	84.1/84.5	71.1/72.7	51.7/54.7	39.4/43.4	46.6/36.3	75.8/62.1	70.6/61.6

Table A3: The detailed experimental results for Qwen2.

<i>Baichuan2</i>										
n-shot	Bragging		Complaint		Sarcasm		Rumour Stance		GossipCop	
(seed)	ICL	IT	ICL	IT	ICL	IT	ICL	IT	ICL	IT
1(42)	83.9/57.8	87.9/56.7	71.8/69.0	69.6/66.8	78.1/43.9	62.4/45.6	52.4/37.6	39.9/28.3	34.5/33.3	54.3/51.0
1(43)	87.3/64.1	88.0/54.2	71.0/70.7	37.4/30.0	78.1/45.2	43.3/40.7	44.3/29.8	42.8/31.4	50.6/50.0	54.3/51.0
1(44)	83.2/59.8	88.3/56.7	47.7/46.2	70.1/67.0	76.8/52.9	69.8/53.6	51.5/32.7	41.2/29.8	34.8/33.8	54.3/51.0
1(45)	88.4/67.3	85.6/64.7	51.7/51.0	69.3/63.5	77.8/55.7	73.1/47.2	42.5/29.4	40.5/28.1	32.6/30.7	72.5/42.6
1(46)	65.7/55.1	78.9/61.5	70.7/66.7	63.7/63.3	77.6/56.6	28.5/27.8	51.2/34.5	41.5/31.4	35.4/34.3	60.8/54.4
Avg	81.7/60.8	85.7/58.8	62.6/60.7	62.0/58.1	77.7/50.9	55.4/43.0	48.4/32.8	41.2/29.8	37.6/36.4	59.2/50.0
8(42)	80.0/62.2	87.8/63.7	68.3/66.6	62.6/59.7	78.1/43.9	68.9/56.4	59.9/29.7	50.7/30.5	41.2/41.2	66.6/53.4
8(43)	79.2/65.1	73.9/57.9	74.3/73.7	60.7/57.4	78.2/44.4	56.2/51.7	57.9/34.1	41.3/29.5	40.0/40.0	67.8/54.3
8(44)	86.8/65.7	78.9/59.2	60.0/56.8	62.5/51.1	78.2/44.4	55.7/51.9	47.5/28.1	62.9/24.9	39.3/39.2	68.5/53.6
8(45)	83.0/65.8	72.7/55.2	38.0/31.1	57.8/53.1	78.2/44.4	65.1/54.3	53.1/29.8	35.4/27.0	39.7/39.6	72.0/47.6
8(46)	86.8/67.1	81.9/61.7	79.9/79.1	61.5/44.5	78.2/44.3	57.7/50.2	40.2/25.8	52.7/30.1	38.5/38.2	72.1/52.6
Avg	83.1/65.2	79.0/59.6	64.1/61.5	61.0/53.2	78.2/44.3	60.7/52.9	51.7/29.5	48.6/28.4	39.8/39.6	69.4/52.3
16(42)	77.4/62.2	85.9/63.9	50.1/50.0	62.3/57.1	78.2/44.4	62.954.7	52.9/29.0	41.4/29.3	47.2/46.5	57.8/52.1
16(43)	84.8/69.8	83.4/61.1	64.3/55.6	60.1/50.0	78.1/43.9	60.8/53.1	50.1/29.9	43.8/28.2	38.9/38.8	68.9/55.9
16(44)	90.8/70.6	81.4/61.9	71.1/67.0	62.7/54.3	78.2/44.4	60.7/51.3	46.1/24.9	48.3/31.6	38.0/37.8	58.2/52.8
16(45)	83.7/66.9	83.0/63.2	64.1/59.1	62.4/54.8	78.1/43.9	59.2/50.3	46.9/26.9	40.1/30.8	40.6/40.6	72.6/42.6
16(46)	85.7/67.4	85.4/63.6	68.6/55.0	62.3/51.5	78.2/44.4	63.8/53.8	38.8/23.7	49.4/28.2	34.4/33.6	40.5/40.4
Avg	84.5/67.4	83.8/62.7	63.6/57.3	62.0/53.5	78.2/44.2	61.5/52.6	47.0/26.9	44.6/29.6	39.8/39.5	59.6/48.8
32(42)	88.8/66.5	83.8/63.1	72.2/64.4	61.8/51.2	78.0/44.3	62.9/56.2	65.7/27.4	52.9/29.6	42.6/42.5	36.8/36.2
32(43)	87.2/67.0	79.5/59.8	71.6/65.0	65.3/58.7	78.2/44.4	58.1/52.9	66.2/25.1	38.6/29.1	51.0/48.7	67.7/54.6
32(44)	86.0/68.5	78.5/58.8	68.2/56.1	63.5/56.3	78.2/44.4	64.4/55.5	65.2/25.7	46.1/29.9	43.3/43.0	72.3/48.2
32(45)	87.1/67.4	83.9/62.4	78.1/75.2	60.4/52.0	78.2/44.4	60.8/52.3	64.6/23.8	34.1/28.5	45.0/44.6	72.7/44.5
32(46)	86.6/67.8	78.0/59.3	78.7/78.1	61.2/49.5	78.1/43.9	58.8/52.6	66.7/28.0	50.1/30.6	49.2/48.3	40.5/40.5
Avg	87.1/67.4	80.8/60.7	73.7/67.8	62.4/53.5	78.2/44.2	61.0/53.9	65.7/26.0	44.4/29.5	46.2/45.4	58.0/44.8

Table A4: The detailed experimental results for Baichuan2.

<i>GLM4</i>										
n-shot	Bragging		Complaint		Sarcasm		Rumour Stance		GossipCop	
(seed)	ICL	IT	ICL	IT	ICL	IT	ICL	IT	ICL	IT
1(42)	84.7/71.6	58.8/51.8	83.0/82.4	79.7/79.3	56.5/55.0	53.9/51.6	35.4/27.8	17.9/16.1	72.2/61.5	70.3/57.8
1(43)	86.5/72.6	58.6/51.7	85.7/84.8	79.7/79.3	49.2/48.7	53.3/51.1	41.9/30.6	17.8/15.9	68.2/60.4	70.3/57.8
1(44)	90.5/75.6	58.6/51.8	82.9/82.5	80.1/79.7	54.0/52.8	53.3/51.1	37.9/29.6	17.8/15.9	69.3/63.0	70.3/57.8
1(45)	85.9/73.0	58.6/51.7	83.6/83.2	79.9/79.6	51.1/50.5	53.9/51.6	31.1/25.8	17.9/16.1	73.3/61.7	70.3/57.8
1(46)	87.7/75.3	58.6/51.8	81.7/81.5	79.7/79.3	63.2/60.1	53.3/51.1	34.3/27.6	17.9/16.1	69.5/61.9	70.5/57.8
Avg	87.1/73.7	58.6/51.8	83.4/82.9	79.8/79.4	54.8/53.4	53.5/51.3	36.1/28.3	17.9/16.0	70.5/61.7	70.4/57.8
8(42)	77.4/66.1	59.1/52.1	83.3/83.0	79.8/79.4	44.5/44.3	54.2/52.0	22.8/22.3	18.1/16.0	71.8/63.8	70.3/57.8
8(43)	79.8/68.3	59.1/52.1	84.5/84.1	79.9/79.6	40.6/40.6	53.8/51.5	22.1/22.8	18.1/16.1	74.4/62.9	70.3/57.8
8(44)	80.5/68.6	59.1/52.2	86.8/86.4	79.8/79.5	42.4/42.4	54.0/51.9	23.2/23.0	18.0/16.1	71.1/64.8	70.4/57.9
8(45)	81.1/68.7	58.8/51.9	85.9/85.5	80.2/79.9	45.2/45.0	54.2/52.0	26.4/27.0	18.0/16.1	71.4/63.1	70.3/57.8
8(46)	82.3/70.1	59.1/52.1	81.4/81.2	79.8/79.4	43.5/43.4	54.1/51.9	25.5/24.7	17.8/15.9	71.8/63.8	70.2/57.7
Avg	80.2/68.4	59.0/52.1	84.4/84.0	79.9/79.5	43.2/43.2	54.1/51.9	24.0/24.0	18.0/16.0	72.1/63.7	70.3/57.8
16(42)	76.4/65.0	59.2/52.2	85.1/84.6	79.8/79.4	42.0/42.0	54.1/51.8	22.0/23.2	18.2/16.1	71.7/64.8	70.4/57.9
16(43)	80.7/69.3	58.6/51.8	84.1/83.7	79.9/79.6	45.6/45.4	53.8/51.6	25.0/25.7	18.1/16.0	70.4/63.9	70.3/57.8
16(44)	83.8/70.8	58.6/51.8	84.8/84.4	79.8/79.4	38.8/38.8	53.8/51.6	22.9/23.6	18.1/16.0	70.1/64.6	70.4/57.9
16(45)	79.0/67.4	58.8/51.8	84.6/84.3	80.1/79.7	40.1/40.1	54.2/52.0	23.6/24.3	18.2/16.1	70.3/63.9	70.4/57.9
16(46)	85.5/73.5	59.0/52.0	82.2/81.9	79.7/79.3	43.7/43.7	54.3/52.0	22.0/23.6	18.0/15.9	71.6/64.3	70.5/57.8
Avg	81.1/69.2	58.8/51.9	84.1/83.8	79.8/79.5	42.1/42.0	54.1/51.8	23.1/24.1	18.1/16.0	70.8/64.3	70.4/57.9
32(42)	78.4/66.7	58.2/51.5	85.5/85.1	79.9/79.6	45.4/45.2	54.1/51.7	27.8/28.0	17.7/15.7	72.2/64.4	70.1/57.6
32(43)	84.1/72.0	58.8/51.9	85.4/85.0	79.9/79.6	41.0/41.0	53.7/51.5	30.9/30.0	17.7/15.7	72.1/65.8	70.4/57.8
32(44)	80.5/68.6	58.9/51.9	83.2/82.9	79.7/79.3	44.3/44.2	54.2/52.0	28.2/25.6	17.9/16.1	70.6/64.6	70.5/57.9
32(45)	80.5/68.6	58.8/51.9	84.2/83.9	79.8/79.4	38.2/38.1	54.0/51.8	25.0/25.7	18.2/16.3	70.0/64.0	70.5/57.8
32(46)	83.5/70.9	59.1/52.2	83.5/83.2	79.8/79.4	41.8/41.8	53.7/51.4	34.3/30.8	18.1/16.3	71.0/64.6	70.4/58.0
Avg	81.4/69.4	58.8/51.9	84.4/84.0	79.8/79.5	42.1/42.1	53.9/51.7	29.2/28.0	17.9/16.0	71.2/64.7	70.4/57.8

Table A5: The detailed experimental results for GLM4.

<i>Llama3</i>										
n-shot	Bragging		Complaint		Sarcasm		Rumour Stance		GossipCop	
(seed)	ICL	IT	ICL	IT	ICL	IT	ICL	IT	ICL	IT
1(42)	81.4/66.7	78.4/62.9	88.7/88.1	81.7/81.2	44.6/44.5	36.4/36.1	15.0/14.7	19.0/19.7	70.0/59.2	65.0/58.6
1(43)	80.6/65.7	59.8/51.9	88.0/87.2	80.8/80.4	46.1/46.0	37.3/37.0	23.7/19.9	16.5/17.2	72.2/59.4	65.0/58.6
1(44)	78.1/63.4	64.9/55.3	89.8/89.1	82.0/81.5	48.5/48.2	43.0/43.0	35.6/25.6	18.4/20.0	70.9/58.3	65.0/58.6
1(45)	74.9/62.4	70.6/58.4	88.7/88.1	84.5/83.3	37.5/37.3	28.0/26.2	17.7/16.4	19.4/21.2	66.8/62.0	71.7/56.1
1(46)	78.7/64.6	64.7/55.0	86.9/86.4	80.1/79.8	40.1/40.1	30.5/29.3	20.3/16.2	19.4/22.7	58.0/55.0	64.5/57.5
Avg	78.7/64.6	67.7/56.7	88.4/87.8	81.8/81.3	43.4/43.2	35.1/34.3	22.5/18.6	18.6/20.2	67.6/58.8	66.2/57.9
8(42)	82.6/68.1	66.1/55.7	86.1/83.9	81.9/81.3	55.4/54.2	34.9/34.4	26.0/19.6	18.5/19.1	62.6/59.0	69.2/58.3
8(43)	81.6/67.4	57.5/50.5	88.2/86.8	80.3/79.9	48.0/47.9	30.5/29.3	16.8/15.3	18.2/19.7	64.5/58.9	65.8/58.3
8(44)	82.6/66.6	68.8/57.4	88.7/87.5	81.9/81.3	51.8/51.3	47.7/47.6	32.5/23.9	18.5/20.1	55.5/53.6	51.7/50.7
8(45)	85.2/70.6	56.9/49.9	87.1/85.2	82.7/82.0	54.6/53.7	40.0/40.0	31.3/23.7	18.8/20.3	62.5/58.8	64.3/58.3
8(46)	84.8/70.6	67.5/56.5	90.4/89.5	79.8/79.5	43.9/43.9	40.6/40.5	25.0/19.5	19.3/19.7	53.0/51.6	63.9/58.3
Avg	83.3/68.6	63.4/54.0	88.1/86.6	81.3/80.8	50.8/50.2	38.8/38.4	26.3/20.4	18.7/19.8	59.6/56.4	63.0/56.8
16(42)	83.6/67.9	64.3/54.8	85.1/81.9	79.7/79.4	59.5/57.7	39.4/39.4	15.9/13.6	18.8/19.9	58.6/56.2	61.5/57.0
16(43)	80.7/67.1	65.3/55.4	86.9/85.0	81.0/80.5	49.3/49.0	33.2/32.5	20.1/17.3	19.0/19.2	56.1/54.4	60.1/56.5
16(44)	83.7/67.5	71.5/59.0	86.9/85.0	81.9/81.4	53.5/52.7	37.5/37.3	26.2/19.9	18.1/19.0	52.7/51.6	41.1/41.1
16(45)	85.9/71.6	59.5/51.6	87.1/85.0	80.8/80.4	54.6/53.7	35.2/34.8	27.7/21.2	18.1/18.5	60.5/57.4	60.8/56.6
16(46)	85.6/70.0	71.2/58.9	87.1/84.9	80.1/79.8	47.3/47.2	37.8/37.6	19.8/16.9	19.0/19.4	54.5/53.1	45.3/45.3
Avg	83.9/68.8	66.4/55.9	86.6/84.4	80.7/80.3	52.9/52.1	36.6/36.3	21.9/17.8	18.6/19.2	56.5/54.5	53.8/51.3
32(42)	82.0/67.1	66.0/55.9	87.7/85.7	82.3/81.7	50.1/49.7	34.4/33.9	17.4/14.7	27.1/23.2	63.7/58.8	58.4/55.1
32(43)	86.2/71.5	63.4/54.2	87.2/85.1	81.0/80.5	47.0/46.9	35.0/34.6	19.7/16.2	21.5/20.5	56.1/54.3	59.0/56.0
32(44)	85.2/68.0	66.3/55.8	86.9/84.9	81.1/80.7	47.0/46.9	38.4/38.3	16.7/14.7	26.0/23.8	64.2/59.5	39.1/38.8
32(45)	85.8/71.9	63.6/54.3	85.9/83.6	81.9/81.3	52.6/52.0	36.2/35.9	15.2/14.2	26.8/24.7	57.7/55.2	64.1/58.3
32(46)	83.1/68.7	63.1/54.0	87.8/86.2	81.7/81.2	47.5/47.4	37.8/37.6	17.4/16.1	29.1/26.8	59.8/57.0	47.4/47.2
Avg	84.5/69.5	64.5/54.8	87.1/85.1	81.6/81.1	48.9/48.6	36.4/36.0	17.3/15.2	26.1/23.8	60.3/57.0	53.6/51.1

Table A6: The detailed experimental results for Llama3.

<i>Gemma2</i>										
n-shot	Bragging		Complaint		Sarcasm		Rumour Stance		GossipCop	
(seed)	ICL	IT	ICL	IT	ICL	IT	ICL	IT	ICL	IT
1(42)	83.1/69.1	83.6/68.7	86.1/85.5	85.9/85.4	46.4/46.3	59.7/57.9	52.1/38.6	57.1/41.1	63.0/59.3	72.7/63.6
1(43)	71.2/59.4	82.3/67.9	83.5/83.0	87.4/86.8	43.1/43.1	56.6/55.3	35.2/28.2	55.8/39.3	64.9/59.5	72.7/63.6
1(44)	74.2/60.7	86.9/71.5	81.9/81.6	85.7/85.2	39.6/39.6	54.1/53.2	54.1/38.8	54.2/41.4	57.8/55.2	72.7/63.6
1(45)	80.0/66.3	83.6/68.6	86.2/85.7	87.7/87.1	35.0/34.6	58.4/56.9	43.6/36.5	54.8/40.9	55.9/54.7	74.4/56.6
1(46)	78.5/65.8	87.8/73.1	82.3/82.0	80.9/80.6	42.9/42.9	57.3/55.9	42.5/35.2	56.6/40.8	43.8/43.8	73.7/63.7
Avg	77.4/64.3	84.9/70.0	84.0/83.6	85.5/85.0	41.4/41.3	57.2/55.9	45.5/35.5	55.7/40.7	57.1/54.5	73.2/62.3
8(42)	73.7/62.6	78.7/65.1	84.2/83.9	84.5/84.1	39.7/39.7	56.9/55.6	42.6/33.7	57.2/41.0	58.4/56.7	70.8/64.2
8(43)	71.9/61.4	80.0/66.3	84.8/84.4	83.9/83.5	42.9/42.9	55.9/54.7	44.4/38.3	56.4/40.8	54.6/53.5	74.1/64.2
8(44)	74.1/62.3	83.1/68.1	85.4/84.9	83.8/83.4	44.6/44.5	57.9/56.5	41.0/35.7	56.5/41.0	50.5/50.1	46.1/46.1
8(45)	67.8/58.5	82.9/68	86.2/85.7	83.2/82.8	42.7/42.7	57.9/56.5	48.9/40.8	57.0/41.0	53.1/52.3	74.2/52.2
8(46)	73.9/62.7	84.2/69.2	84.9/84.6	84.1/83.7	42.4/42.4	56.4/55.1	52.7/41.8	56.9/41.0	45.5/45.5	58.4/56.8
Avg	72.3/61.5	81.8/67.4	85.1/84.7	83.9/83.5	42.5/42.5	57.0/55.7	45.9/38.1	56.8/40.9	52.4/51.6	64.7/56.7
16(42)	66.8/57.6	82.8/68.3	87.7/87.1	86.4/85.9	50.7/50.3	58.2/56.7	44.5/34.1	56.9/40.9	51.7/51.2	72.2/62.2
16(43)	70.6/60.3	81.3/67.5	85.5/85.1	84.8/84.4	47.0/46.9	56.6/55.3	45.4/38.9	56.9/40.8	55.0/53.8	45.7/45.7
16(44)	68.2/58.4	82.9/68.4	84.9/84.6	82.3/82.0	49.9/49.6	56.5/55.3	45.8/36.0	55.3/40.0	58.8/57.0	55.0/53.8
16(45)	63.5/55.0	83.1/68.3	86.8/86.3	82.0/81.7	47.5/47.4	54.7/53.7	45.0/37.5	56.9/40.7	55.4/54.4	72.9/42.2
16(46)	73.6/62.0	83.3/68.5	88.0/87.5	83.3/83.0	45.7/45.6	56.4/55.2	50.6/40.4	57.0/40.8	52.0/51.5	56.7/55.3
Avg	68.6/58.6	82.7/68.2	86.6/86.1	83.8/83.4	48.2/48.0	56.5/55.2	46.3/37.4	56.6/40.6	54.6/53.6	60.5/51.8
32(42)	69.1/58.8	82.9/68.0	87.8/87.3	84.3/83.9	54.5/53.7	55.1/54.1	50.1/33.8	60.3/42.5	53.0/52.3	73.8/61.5
32(43)	71.2/60.7	82.1/68.2	89.6/89.0	84.1/83.7	52.2/51.6	57.3/55.9	46.9/34.8	60.2/42.3	44.9/44.9	73.2/65.0
32(44)	72.3/61.1	83.2/68.3	83.2/82.8	83.5/83.1	54.8/54.0	54.5/53.6	50.4/37.4	61.0/42.9	47.6/47.6	75.9/56.4
32(45)	65.7/56.2	83.8/68.9	87.4/86.9	83.8/83.4	53.6/52.9	56.3/55.1	39.2/33.6	59.6/42.5	42.0/41.9	74.1/61.8
32(46)	73.2/61.8	83.3/68.4	87.0/86.5	84.2/83.8	54.0/53.3	56.7/55.4	42.8/35.5	60.5/43.2	52.4/52.0	72.2/63.1
Avg	70.3/59.7	83.1/68.4	87.0/86.5	84.0/83.6	53.8/53.1	56.0/54.8	45.9/35.0	60.3/42.7	48.0/47.7	73.8/61.5

Table A7: The detailed experimental results for Gemma2.

<i>Phi-3</i>										
n-shot	Bragging		Complaint		Sarcasm		Rumour Stance		GossipCop	
(seed)	ICL	IT	ICL	IT	ICL	IT	ICL	IT	ICL	IT
1(42)	89.0/70.9	88.3/72.7	88.2/87.2	86.7/86.1	70.8/65.1	44.3/44.2	56.4/41.0	36.9/34.6	68.8/47.5	71.0/52.2
1(43)	89.4/71.0	87.5/71.3	88.4/87.4	86.5/85.9	72.8/66.2	43.6/43.5	60.1/41.3	39.7/36.6	70.5/45.9	71.0/53.2
1(44)	90.0/67.5	87.7/72.2	91.7/90.9	86.5/85.9	62.2/59.1	43.9/43.9	59.1/41.4	37.3/34.8	67.3/52.3	71.0/52.2
1(45)	88.3/72.3	87.3/71.4	89.7/88.9	84.9/84.3	66.0/61.9	45.2/45.1	60.7/43.5	39.2/35.5	70.0/47.5	71.0/52.5
1(46)	88.7/73.5	88.4/73.4	89.8/88.8	86.7/86.1	68.9/64.2	42.4/42.4	51.7/38.2	38.0/34.6	67.5/49.4	70.1/51.5
Avg	89.1/71.0	87.8/72.2	89.6/88.6	86.3/85.7	68.2/63.3	43.9/43.8	57.6/41.1	38.2/35.2	68.8/48.5	70.8/52.3
8(42)	88.7/73.5	88.1/72.4	90.1/89.4	86.5/86.0	59.1/57.1	44.2/44.1	46.4/34.4	36.1/33.3	69.6/50.0	71.4/53.0
8(43)	88.5/74.0	88.3/73.8	89.1/88.4	86.5/85.9	63.1/60.0	43.6/43.6	50.0/37.9	36.0/34.0	69.0/51.3	70.5/52.2
8(44)	89.6/73.3	87.7/72.6	89.9/89.0	86.5/85.9	68.7/64.1	44.7/44.6	51.9/38.3	38.6/36.0	68.7/52.0	70.6/52.1
8(45)	89.8/73.8	88.1/73.0	90.0/89.3	86.5/86.0	56.4/54.7	44.3/44.2	53.3/39.9	37.4/34.8	69.2/52.7	71.4/53.0
8(46)	87.8/74.1	87.3/71.6	89.3/88.5	85.5/84.9	65.8/61.8	44.0/44.0	57.5/41.0	37.9/35.1	71.9/51.6	71.4/53.0
Avg	88.9/73.8	87.9/72.7	89.7/88.9	86.3/85.7	62.6/59.5	44.2/44.1	51.8/38.3	37.2/34.6	69.7/51.5	71.1/52.7
16(42)	88.1/73.4	87.8/72.6	89.3/88.3	86.4/85.7	51.6/50.9	45.2/45.1	53.9/38.1	38.7/35.7	71.2/51.1	70.9/52.1
16(43)	89.3/74.7	87.3/71.1	90.4/89.5	85.1/84.4	52.0/51.2	45.2/45.1	47.8/39.9	37.1/35.0	68.8/53.8	69.6/50.2
16(44)	85.5/72.1	87.5/72.6	90.0/89.3	85.7/85.0	56.8/55.3	43.3/43.3	50.3/40.7	39.2/36.0	69.5/53.5	70.5/52.1
16(45)	89.0/74.6	87.6/72.0	89.4/88.7	85.1/84.4	57.9/56.2	45.0/44.9	54.6/43.8	36.8/34.1	71.3/45.7	70.0/50.5
16(46)	88.5/73.7	87.5/72.2	89.0/88.1	84.9/84.2	55.7/54.4	43.3/43.3	44.4/39.3	37.5/34.5	70.1/50.0	71.1/51.7
Avg	88.1/73.7	87.6/72.1	89.6/88.8	85.4/84.8	54.8/53.6	44.4/44.3	50.2/40.4	37.9/35.1	70.2/50.8	70.4/51.3
32(42)	86.1/72.4	87.8/72.4	89.0/88.1	84.0/83.4	48.9/48.5	43.6/43.6	46.0/36.9	37.3/34.6	71.1/49.2	70.8/51.5
32(43)	87.8/73.4	87.3/71.3	88.6/87.9	85.1/84.4	48.2/47.8	43.8/43.8	60.9/34.2	36.6/34.1	70.4/52.6	69.9/50.1
32(44)	87.2/73.1	87.8/73.0	89.3/88.6	84.8/84.2	51.5/50.9	44.1/44.1	51.5/38.2	35.7/34.2	72.2/49.3	69.9/49.7
32(45)	87.2/73.2	87.5/72.2	89.0/87.9	85.4/84.7	47.3/47.1	44.8/44.7	53.2/37.3	38.6/36.0	71.6/46.3	70.8/50.9
32(46)	83.3/69.4	88.1/72.7	89.1/88.4	85.8/85.2	50.8/50.3	43.4/43.4	43.9/37.7	36.3/33.8	70.6/51.5	69.6/50.3
Avg	86.3/72.3	87.7/72.3	89.0/88.2	85.0/84.4	49.3/48.9	44.0/43.9	51.1/36.9	36.9/34.5	71.2/49.8	70.2/50.5

Table A8: The detailed experimental results for Phi-3.

Model	seed	Bragging		Complaint		Sarcasm		Rumour Stance		GossipCop	
		Acc	F1	Acc	F1	Acc	F1	Acc	F1	Acc	F1
Qwen2	42	80.0	62.8	87.2	86.5	57.5	55.7	26.3	46.7	76.4	65.6
	43	82.5	66.1	82.8	82.4	58.2	56.2	30.2	39.3	72.9	59.5
	44	85.0	68.3	89.7	89.1	53.6	51.9	31.5	44.8	69.0	64.0
	45	84.4	70.2	89.8	89.2	66.9	62.0	29.7	50.2	76.6	63.4
	46	88.6	72.6	88.6	87.7	58.5	56.5	24.0	39.2	75.5	65.4
	Avg	84.1	68.0	87.6	87.0	59.0	56.5	28.3	44.0	74.1	63.6
Baichuan2	42	65.4	51.5	59.1	57.7	55.6	52.2	26.7	37.6	68.0	59.7
	43	58.0	48.2	66.9	66.9	45.9	45.5	29.6	29.8	62.2	57.7
	44	60.8	48.5	78.4	77.6	52.4	50.6	21.8	32.7	74.7	55.7
	45	58.3	49.7	67.6	67.5	66.0	59.3	24.2	29.4	74.3	59.0
	46	84.4	65.0	58.3	57.2	49.8	48.7	35.3	34.5	72.5	57.5
	Avg	65.4	52.6	66.1	65.4	53.9	51.3	27.5	32.8	70.3	57.9
GLM4	42	89.8	72.8	85.8	85.2	43.5	43.5	21.4	27.8	75.0	59.8
	43	87.7	72.5	84.0	83.5	56.2	54.7	24.7	30.6	73.1	50.0
	44	84.2	69.4	86.6	86.1	65.3	60.6	24.6	29.6	72.7	57.8
	45	89.0	74.9	88.6	87.9	62.0	58.6	29.1	25.8	74.3	62.0
	46	88.1	74.6	87.0	86.4	58.3	56.2	24.3	27.6	64.2	60.1
	Avg	87.8	72.8	86.4	85.8	57.1	54.7	24.8	28.3	71.9	57.9
Llama3	42	70.9	52.2	78.5	78.3	53.4	52.5	25.0	14.7	68.6	58.1
	43	70.1	57.7	79.6	79.4	57.6	56.0	28.8	19.9	70.9	53.8
	44	70.9	57.9	87.9	87.1	42.5	42.5	31.0	25.6	62.2	55.7
	45	67.6	57.4	85.1	84.7	38.1	37.9	29.8	16.4	69.1	58.5
	46	63.4	54.6	83.4	83.1	56.7	55.1	24.9	16.2	68.5	58.4
	Avg	68.6	55.9	82.9	82.5	49.7	48.8	27.9	18.6	67.9	56.9
Gemma2	42	67.5	55.8	84.1	83.6	39.2	39.2	31.8	38.6	63.5	60.9
	43	55.8	46.3	84.3	83.8	45.6	45.5	25.1	28.2	70.5	62.1
	44	56.5	47.6	84.1	83.6	39.5	39.5	27.8	38.8	67.1	62.2
	45	56.5	49.7	85.1	84.6	32.8	31.9	25.0	36.5	72.7	63.7
	46	32.6	31.6	82.9	82.5	33.1	32.4	26.4	35.2	56.5	55.3
	Avg	53.8	46.2	84.1	83.6	38.0	37.7	27.2	35.5	66.1	60.8
Phi-3	42	84.5	67.9	88.5	87.7	71.2	65.8	25.8	41.0	72.2	55.9
	43	84.1	64.4	87.5	86.7	67.1	63.3	28.4	41.3	68.5	50.8
	44	82.7	62.6	88.6	87.8	74.5	67.1	25.2	41.4	68.2	52.7
	45	72.9	58.8	89.0	88.3	67.7	63.9	30.8	43.5	69.9	55.5
	46	75.1	62.6	90.1	89.4	66.0	62.3	25.3	38.2	70.6	53.4
	Avg	79.9	63.3	88.8	88.0	69.3	64.5	27.1	41.1	69.9	53.7

Table A9: The detailed experimental results in the CoT strategy.

Model	Bragging		Complaint		Sarcasm		Rumour Stance		GossipCop		Avg	
	Acc	F1	Acc	F1	Acc	F1	Acc	F1	Acc	F1	Acc	F1
Qwen2	86.2	70.6	86.9	86.5	36.2	35.9	28.5	24.4	70.4	62.2	61.7	55.9
Baichuan2	35.9	34.6	64.7	58.2	76.3	46.1	45.8	30.4	52.1	50.8	55.0	44.0
GLM4	85.5	72.5	81.7	81.3	27.4	25.4	24.1	22.0	71.7	71.7	58.1	54.6
Llama3	73.4	60.3	89.3	88.3	43.5	43.5	14.9	16.3	72.8	54.1	58.8	52.5
Gemma2	60.9	52.2	83.5	83.1	48.3	48.0	53.6	39.3	75.3	63.0	64.3	57.1
Phi-3	90.8	71.7	86.6	86.0	35.3	34.9	37.7	35.0	72.0	45.8	64.5	54.7

Table A10: The detailed experimental results in the zero-shot strategy.