

Image Memorability Enhances Social Media Virality

Shikang Peng^{1,2,3*}, Wilma A. Bainbridge^{3,4}

¹ Department of Psychology, University of Toronto, Toronto, ON, Canada

² Rotman Research Institute, Baycrest Health Sciences, Toronto, ON, Canada

³ Department of Psychology, University of Chicago, Chicago, IL, USA

⁴ Neuroscience Institute, University of Chicago, Chicago, IL, USA

*Corresponding author. Email: speng@research.baycrest.org

Shikang Peng



<https://orcid.org/0000-0002-0969-9642>

Wilma A. Bainbridge



<https://orcid.org/0000-0002-7554-0736>

Abstract

Certain social media contents can achieve widespread virality. Prior research has identified that emotion and morality may play a role in this phenomenon. Yet, due to the variability in subjective perception of these factors, they may not consistently predict virality. Recent work in vision and memory has identified a property intrinsic to images – memorability – that can automatically drive human memory. Here, we present evidence that memorability can enhance social media virality by analyzing a naturalistic dataset from Reddit, a widely used social media platform. Specifically, we discover that more memorable images (as judged automatically by neural network ResMem) cause more comments and higher upvotes, and this effect replicates across three different timepoints. To uncover the mechanism of this effect, we employ natural language processing techniques finding that memorable images tend to evoke abstract and less emotional comments. Leveraging an object recognition neural network, we discover that memorable images result in comments directed to information external to the image, which causes them to be more abstract. Further analysis quantifying the representations within the ResMem neural network reveals that images with more semantically distinct features are more likely to be memorable, and consequently, more likely to go viral. These findings reveal that images that are easier to remember become more viral, offering new future directions such as the creation of predictive models of content virality or the application of these insights to enhance the design of impactful visual content.

Image Memorability Enhances Social Media Virality

What makes something go viral on social media? When browsing various social media platforms (e.g., Reddit, X/Twitter, Instagram), you may have seen some posts receive more upvotes or comments than others. Prior research has shown that positive, intense emotion, or inclusion of a moral message in a post may lead to virality^{1,2,3,4}. These elements appear to drive increased cognitive engagement, as evidenced by prioritized visual attention and unique physiological response patterns^{1,5}. This suggests that the ability of content to go viral may depend on its impact on cognitive processes. Although the above studies have found emotion and morality to be significant factors, these factors stem from a subjective appraisal of the post, and thus may not exert a permanent and consistent influence on viral behavior across people. Here, we propose that intrinsic visual properties of an image itself are already capable of affecting virality. Specifically, we discover a surprising intrinsic visual property that impacts image virality consistently – its ability to stick in memory. The more likely something sticks in your memory, the more likely it is to become popular and viral.

Images possess an intrinsic memorability—people consistently remember high memorability images and forget low memorability images^{6,7}. This effect has been replicated across several image types, including scenes⁶, faces⁷, objects⁸ and artwork⁹. Different from low-level visual features like color or salience, memorability is found to be a unique high-level visual feature^{7,10,11}. As such, memorability could capture a separate aspect of virality from what has been previously identified with emotion and morality. Additionally, research has indicated that memorable items are more likely to be remembered even when participants are not paying attention^{12,13} or not performing a memory task¹⁴, implying that memorability can affect human perception automatically. This is consistent with the finding that unconscious, automatic habitual

responses like pressing the “like” button may be a component of viral behaviors². Hence, we hypothesized that the more memorable an item is, the more likely it will automatically stick in your memory, and thereby more likely go viral.

Leveraging a state-of-art model named ResMem, a specialized convolutional neural network (CNN) trained to predict an image’s memorability¹⁵, here we predict the impact of memorability on social media virality. This model has been shown to successfully predict memory performance in several behavioral studies looking at artwork, real-world objects, and scenes^{8,9,16,17}. Notably, even without pretraining on artwork or cultural knowledge, ResMem predicted higher memorability scores for famous artworks versus non-famous artworks in the Art Institute of Chicago’s collection⁹. This suggests that part of what makes an image successful—and potentially viral—is its ability to last in memory. Further, examining the representations within the convolutional layers of such a CNN could promote richer understanding on how different types of image features contribute to the final memorability estimate. As prior research has shown early convolutional layers are associated with low-level visual features and later layers with high-level semantic features^{18,19,20,21}, assessing these layers' representations may reveal whether the factors driving memorability are also key indicators of viral behaviors. This approach thus offers a more precise understanding of the mechanistic link between memorability and viral success.

Here, our study demonstrates that memorability can significantly enhance social media virality, as indicated by an increased number of comments and upvotes for memorable images collected from Reddit. Further, we find that images with higher semantic distinctiveness – those with more unique semantic meaning – are more likely to be memorable and thus go viral. Utilizing natural language processing tools (NLP) to study the comments these images elicit, we

discover that memorable images tend to evoke thoughts about externally-related, abstract concepts (e.g., a beach reminds people of vacations; **Fig. 2C**) though with less emotional valence than forgettable images. In sum, this study shows that semantic distinctiveness, as a key driver for an image's memorability, can amplify its potential to go viral by encouraging engagement and promoting more abstract discussion among viewers. These results underscore the importance of intrinsic image features in affecting the dynamics of social media interactions.

Results

Memorability makes social media posts go viral. To explore whether memorability can lead to viral success, we collected the social media posts from three general-purpose image Reddit communities (*/r/pics*, */r/pic*, and */r/images*) across three different timepoints at least one week apart each to ensure the replicability of any effects (N=1,248 total posts). From each post, we scraped the image itself, the number of upvotes and comments, and the top five most liked comments. To obtain predicted memorability scores, we inputted all the images into ResMem. There was a significant positive Spearman rank correlation between memorability and the number of comments for all three timepoints ($\rho_1=.265$, $p<.001$; $\rho_2=.169$, $p=.017$; $\rho_3=.315$, $p<.001$). These results replicate even when we remove highly viral outlier posts from our dataset ($\rho_1=.183$, $p=.011$; $\rho_2=.157$, $p=.049$; $\rho_3=.167$, $p=.009$). Similarly, memorability was positively and significantly correlated with upvotes for two out of three timepoints ($\rho_1=.185$, $p=.004$; $\rho_2=.192$, $p=.006$; $\rho_3=.01$, $p=.858$). However, this relationship was less clear when outliers are removed ($\rho_1=.107$, $p=.141$; $\rho_2=.190$, $p=.016$; $\rho_3=-.17$, $p=.008$). Overall, these results show that more

memorable images receive more comments. Because our findings across the three timepoints generally replicated, we concatenated all data together for all following analyses (**Fig. 1A**).

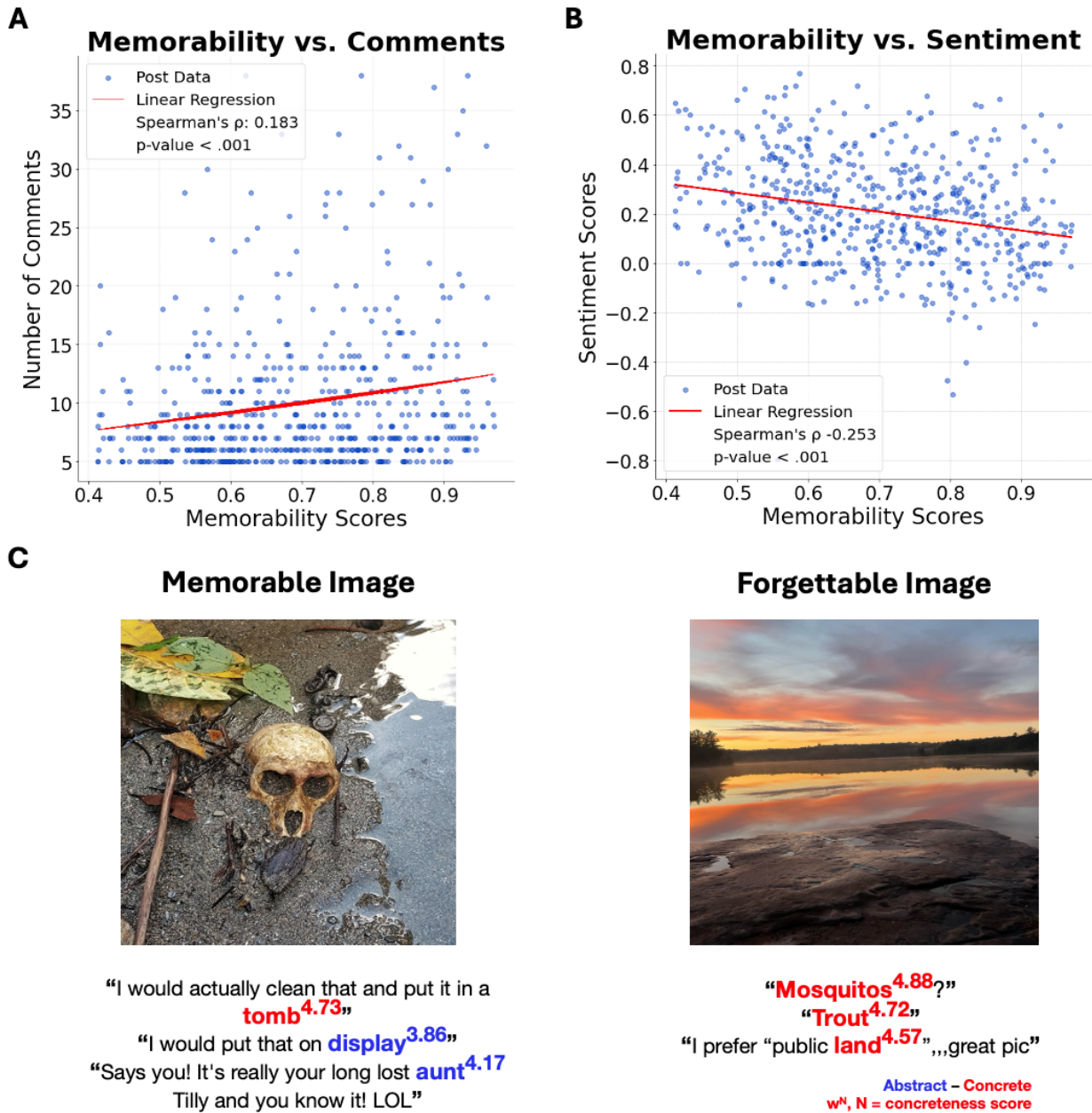


Figure 1. Memorability, social media engagement, and comment concreteness. (A) Concatenated post data across three timepoints with outliers removed, with a total of 593 images. Image memorability had a significant positive association with the number of comments. (B) Memorability of image posts showed a significant negative correlation with the average sentiment scores of the comments. (C) The most memorable (left) and most forgettable (right) images as judged by ResMem. The comments attached with each image first underwent a filtering process to

remove non-English words and non-nouns, resulting in a set of tokenized semantic features as highlighted in bold.

The superscripted number by each noun indicates the concreteness level (1-5) generated by the *doc2concrete* R package, with higher scores signifying greater concreteness and lower scores indicating more abstractness.

Memorable posts lead to neutral and externally-related abstract comments. To assess why memorability affects virality, we examined how memorability affects discussion of the images themselves. Through conducting sentiment analysis of the comments, the rank correlation between image memorability and sentiment valence expressed in the comments was found to be significantly negative ($\rho = -.253$, $p < .001$). Memorable images had a lower average sentiment score, closer to neutral valence and low intensity (0), compared to forgettable images (memorable = 0.165, forgettable = 0.254). This, combined with a significant negative association between memorability and sentiment intensity (the absolute value of sentiment scores; $\rho = -.215$, $p < .001$), suggests that while memorable images generate more engagement, they elicit less positive and more emotionally neutral comments (**Fig. 1B**).

To explore further, we delved into how semantic information embedded in the images may relate to virality, as prior studies have indicated that semantic features play a major role in predicting image memorability^{7,8,10}. To begin, we separated the images into high- and low-memorability groups via a median split of their memorability scores. We applied the natural language processing tool *spaCy*²² to decompose the top five comments into structured tokens (**Fig. 1B**). During initial preprocessing, we filtered out non-word tokens such as emojis, URLs, and symbols as well as preserved only one occurrence of words that were repeated excessively within a single comment, as these can distort the normal frequency of word occurrences. The remaining tokens were processed by the package *doc2concrete*²³ to calculate the concreteness

score of each token. As shown in **Fig. 2A**, memorable images tend to have higher frequencies of words that are more abstract in comparison to forgettable images. However, many tokens only occurred once, which may likely dilute the overall patterns within the data. As a result, to reduce the noise within the data, we only preserved the tokens that were more frequently mentioned across people, specifically those 1.5 IQR above the upper quartile. Using these filtered tokens, we compared the average concreteness level between memorable and forgettable posts and found a significantly lower mean concreteness score of words for high memorability posts ($M=3.93$, $SD=0.93$) than the low memorability posts ($M=4.09$, $SD=0.83$), two-sample $t=-3.04$, $p=.002$, 95% CI $=-.26$ to $-.06$, Cohen's $d=-.18$. This indicates that higher memorability posts may cause more abstract discussion (**Fig. 2B**).

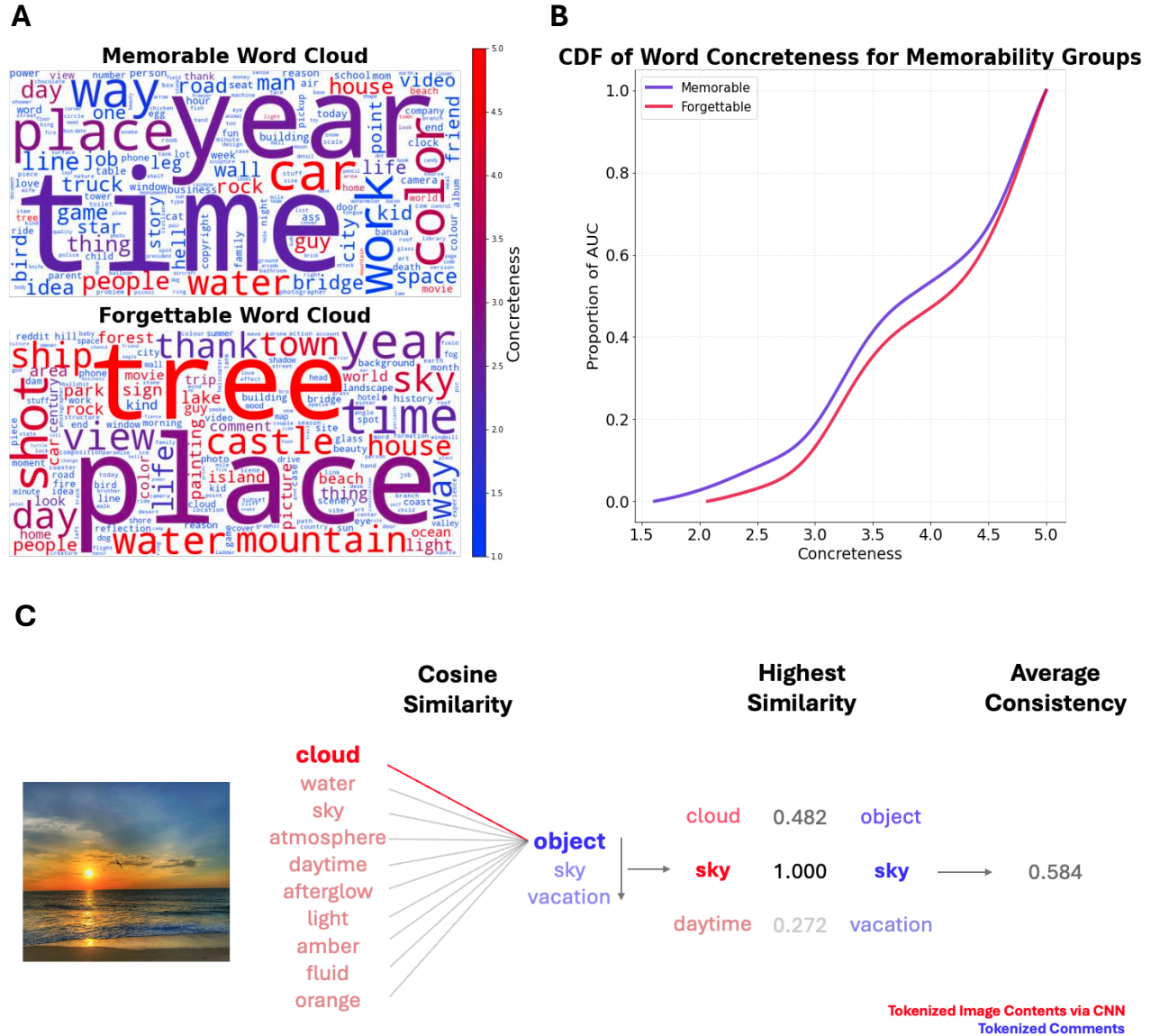


Fig. 2. Examining word concreteness and consistency between image content and comments. (A) A median split based on memorability scores of the images was applied to separate memorable and forgettable groups. The word concreteness scores were computed for the nouns in the posts' comments by the *doc2concrete* R package, with higher the more concrete, and lower the more abstract. A word cloud for each group was created, with the size of the words indicating the word's frequency and the color indicating the word's concreteness. **(B)** The proportion of area under the curve (AUC) in the y-axis of the cumulative distribution function (CDF) revealed the percentage of the words at each concreteness level for each group. Across the CDF, memorable images consistently have more abstract comments than forgettable images. **(C)** To quantify the consistency level between the image contents and

comments, each tokenized word in the comments was iteratively compared with the tokenized image contents in the CNN-recognition list in their vector space through cosine similarity. When a highest similarity was found, indicating a closest match between a word in the comments and an object in the image, it was stored and then averaged across other highest cosine similarity from other words in the comments.

To investigate the mechanism of how memorability leads to more abstract comments, we assessed the degree to which these comments directly reflect what is in the posted image, or additional external information. To test this, we calculated a measure of consistency between the image and comments. Through the use of the Google Cloud Vision API²⁴, a visual CNN that can identify the objects in each image and return a list of labels, we obtained an image contents list (**Fig. 2C**). To quantify the consistency level between image contents and comments for each post, we first processed the image object labels and comment word tokens using the Global Vectors for Word Representation (GloVe) package²⁵ to turn them into their respective vector representations. A cosine similarity was then computed between each pair of these two vectors to gain an estimate of each image-comment consistency level. The highest cosine similarity between an image label and a comment token reveals the closest match between an object in the image and an object in the comments. These highest similarities were then averaged across all the comments to create an image-comments consistency score representing the similarity between the image content and comments (**Fig. 2C**). This score ranges from 0 to 1, where 0 implies the comments describe none of the objects in the image, and 1 suggests the comments successfully capture all of the objects in the image. By correlating the image-comments consistency scores with the memorability scores, we found that the more memorable an image is, the more divergence there is between the image contents and comments ($\rho=-.116$, $p=.006$). While longer comments may be more likely to diverge from an image's content, our analysis revealed

the same negative relationship between memorability and image-comment consistency after accounting for comment length ($\rho=-.127$, $p=.002$). Combined with the above analysis, this implies that higher memorability images tend to have more abstract comments focusing on external associations with the image while lower memorability images lead to more concrete comments focusing on the contents within the image.

The primacy of semantic distinctiveness on memorability and engagement metrics.

To gain deeper insights into the mechanism by which memorability influences virality, we analyzed the representations of these images within ResMem. As ResMem is a CNN trained explicitly to estimate image memorability, its convolutional layers' outputs should inherently contain predictive information about memorability. Prior work has debated whether the distinctiveness or similarity of visual features (physical characteristics like color or shape) and semantic features (abstracted characteristics related to meaning, category, and function) contributes to memorability, using simpler CNNs not specifically tailored for memorability^{8,16}. However, ResMem, given its specificity in predicting memorability, provides direct and more accurate insights into the characteristics that make an image memorable. This analysis allows us to infer how these image representations within ResMem may affect virality, offering a more precise understanding of the relationship between memorability and viral potential.

To gain a measure of representational distinctiveness, we extracted the output from the six most representative convolutional layers based on the ResNet residual blocks stages (**Fig. 4B**). For each image, we measured how different it is from all the other images by calculating its average distance from those images in their layer-based representations. To do this, we calculated correlation distances (1 minus the Pearson correlation) between the layer outputs of each image with all other images. These distances were averaged across all images in each layer, resulting in

a final measure for each layer indicating how distinctive each image is compared to all other images (**Fig. 3C**). These distinctiveness values from different neural layers were fitted into a generalized linear model (GLM) to evaluate the relative contribution of the different CNN processing stages towards the memorability estimate and virality. Both early layers processing low-level visual features and later layers representing high-level semantic features significantly predicted image memorability ($\beta_{stage\ 1}=0.46$, $p=.006$, 95% CI=.131-.792; $\beta_{stage\ 3-late}=0.42$, $p<.001$, 95% CI=.240-.607; $\beta_{stage\ 4}=1.34$, $p<.001$, 95% CI=1.250-1.434). Ultimately, high-level semantic features were the key driver for memorability (Wald Statistic=5.02, $p<.001$), suggesting that distinctive high-level semantic features of the images exerted greater predictive power on the subsequent memorability score than low-level visual features. However, stages 2 to 3, capturing middle-level visual and semantic information, did not show memorability predictability (all $p>.05$; **Fig. 3D**). These results suggest that the more unique meaning an image has, the higher the memorability it will achieve.

To unveil why memorability is able to affect human behavior on social media, we utilized this distinctive representation to bridge the gap between memorability-related features in the image and the engagement metrics. Running a similar regression to predict the number of comments, we found that the more semantically distinctive an image is, the more comments it received ($\beta_{stage\ 3-late}=1.71$, $p=.019$, 95% CI=.278-3.142; $\beta_{stage\ 4}=0.77$, $p=.016$, 95% CI=.141-1.402; other stages, $p>.05$; **Fig. 3E**). However, none of the convolutional layer representations were predictive of the number of upvotes. To examine how distinctiveness of semantic image features is related to commenting behavior, we also analyzed the sentiment in the comments. Similar to the correlation with the number of comments, the latest neural layer found a significant yet negative prediction with sentiment ($\beta_{stage\ 4}=-.69$, $p<.001$, 95% CI=-.881 to -.427;

Fig. 3F), suggesting that the semantic distinctiveness of images may provoke lower sentiment valence expressed in the comments. Meanwhile, distinctiveness within the middle stage that processes middle-level visual and semantic information positively contributes to sentiment ($\beta_{stage\ 3-middle}=.63$, $p=.018$, 95% CI=.109-1.154). These results suggest that whereas more distinctive semantic representations result in more memorable images and more comments, visual and semantic features may have mixed impact on sentiment.

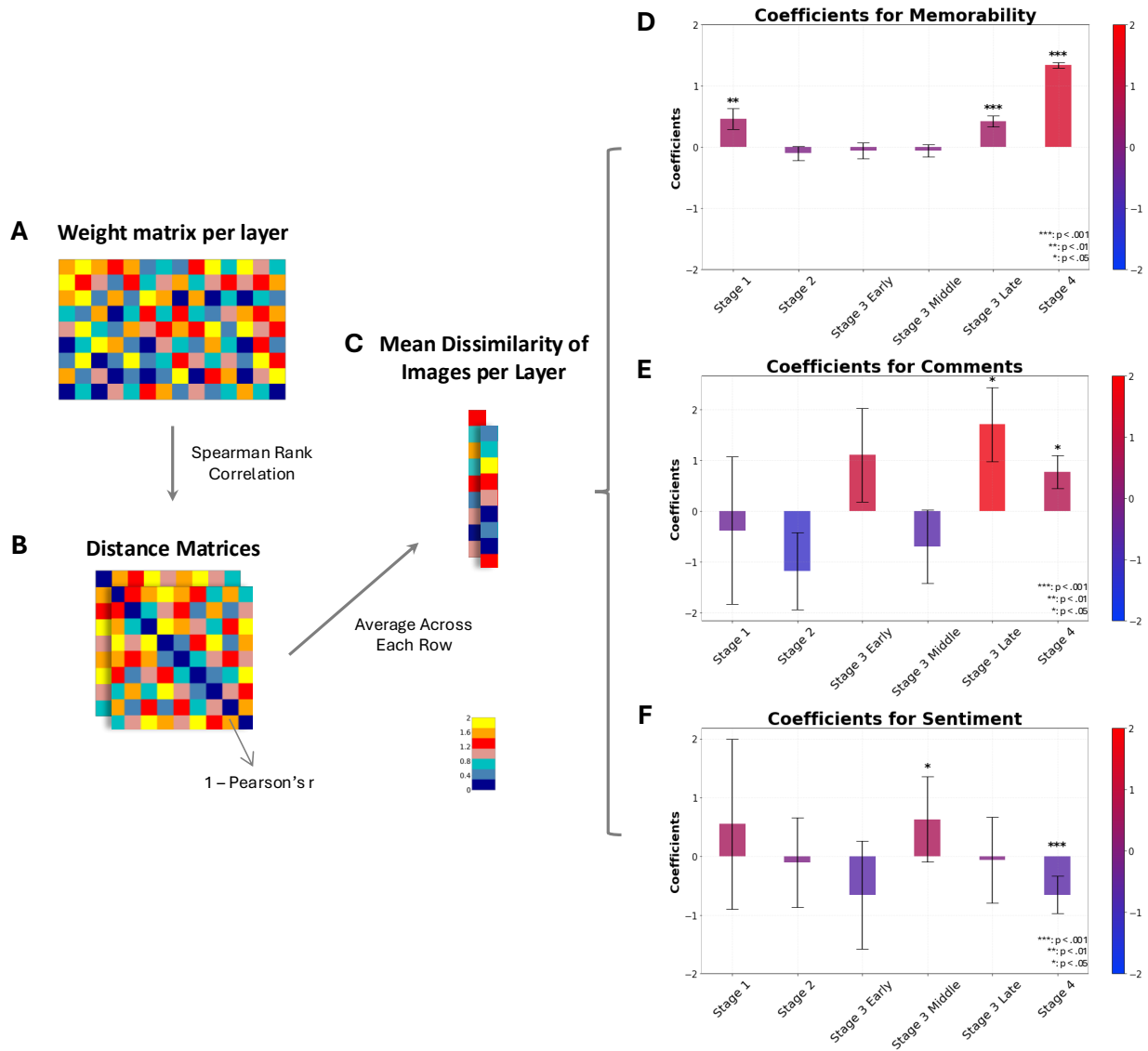


Fig. 3. Generation of Mean Dissimilarity Scores per Convolutional Layer and Results of Regression Coefficients. (ABC) We first extracted the outputs of the convolutional layers across all images. A Pearson correlation was calculated with the output of each image and the output of all other images to generate a distance matrix with each cell representing $1 - \text{Pearson's } r$, indicating the dissimilarity of one image compared with the others as represented in the convolutional layer. This matrix was then averaged across all images to derive a score representing the mean dissimilarity of one image compared with all other images in each layer. This provides a way to quantify the distinctiveness of different feature representations as reflected in the layers. (DEF) The bar plots with error bars display the regression coefficients of each stage in the GLMs, where the dependent variables are the memorability scores (D), number of comments (E), and average sentiment scores (F).

Discussion

We acquired and analyzed social media data to address three core research questions: 1) can memorability enhance social media virality; 2) how and why memorability affects behavior leading to virality; and 3) what underlying visual features contribute to memorability, virality, and sentiment. To address the first question, we found that memorability as predicted by a neural network (ResMem) is associated with more comments and upvotes. To address the second question of “how”, we utilized NLP techniques on the comments and discovered that memorability guides viewers towards external associative and abstract thinking. This, in turn, may explain “why” memorability attracts more comments, as it may engage individuals in deeper cognitive processing²⁶, which encourages them to respond¹. In addition, these comments tend to be less emotionally valenced in nature, demonstrating that the memorability impact on virality may be distinctive from the previously found emotion-virality effect^{1,2,3,4}. In answering the third question, we analyzed the contribution of image representations by examining the convolutional layers of ResMem to gain a more nuanced understanding of the visual and semantic features that may be crucial drivers for either memorability, virality, or sentiment. The regressions revealed that distinctive semantic features play a significant role in predicting all of them.

From memorability to virality. We replicated the correlation analysis between memorability and virality metrics across three different subreddits at three time points to investigate the predictability of memorability on virality. Our results demonstrated that memorable images consistently receive significantly higher numbers of upvotes and comments in general.

Previous studies have identified emotional valence and moral content as key stimulus features driving virality^{1,2,3,4,5}, possibly due to their ability to capture attention⁵. However, these factors are likely subject to individual variability in emotional perception – elements such as age, sex, or culture can significantly alter how one perceives the emotional valence or intensity of an image^{27,28,29}. This variability can thus introduce inconsistency, as evidenced by conflicting findings on whether positivity or negativity is the key virality impacting factor^{2,3,4}. Our study addressed this limitation by demonstrating memorability serves as a more consistent and generalized predictor of virality. Unlike emotional valence or morality, memorability conveys an intrinsic image property in nature, unaffected by prior experience or attentional state, as indicated by a lack of interaction between memorability and sustained attention in predicting memory performance^{12,13}. Moreover, the automatic calculation of memorability¹⁰, without the need for conscious effort to predict which images are memorable³⁰, suggests that memorability effects arise during bottom-up processing, whereas appraisals of emotion and morality typically involve top-down processes. Additionally, a recent study finding that memorability is correlated with artwork fame further underscores the significance of memorability as a virality-impacting factor⁹.

By analyzing the semantic properties within the comments, we found that memorable images tend to provoke more externally-related abstract thinking rather than thoughts about the concrete contents within the image. This abstract perception aligns well with prior behavioral studies finding that memorability is a high-level image feature, which presumably conveys semantic meaning underlying the image rather than low-level basic visual features^{7,10}. Extending beyond behavioral data, results from electroencephalography (EEG) found that memorable images facilitated high-level perceptual processing and semantic activation³¹, which relates to

processes of abstract high-level thinking as shown in studies on both nonhuman primates and humans^{32,33,34}. Further, studies leveraging CNNs have shown semantic information being the primary driver for memorability, as indicated by more contribution from the later convolutional layers, which presumably process high-level semantic information^{8,16}. One fresh finding is that memorability guides people towards external divergent thinking, which to our knowledge, has not been observed by any prior studies. According to the excitation transfer theory^{35,36}, the arousal elicited by an initial stimulus does not dissipate immediately, but instead likely escalates a subsequent action or emotional states by transferring this residual excitation. In the context of virality, exposure to online content is proposed to create an excitation residual window¹. This window may drive responses to ease that residual like upvotes, shares, with commenting being particularly likely when users invest in more cognitive resources. Prior research²⁶ has shown that establishing external associations requires more cognitive resources, and memorability has been found to guide such associations and attract more comments. Hence, it is plausible to argue that memorability can also trigger excitation arousal, which is also supported by a significant memorability activation found in the high-level perceptual regions and medial temporal lobe¹¹. Since memorability encourages external associative thinking, which demands more cognitive resources, users are more likely to engage in commenting. This process could explain why content that is more memorable is also more likely to go viral.

Memorability and sentiment. An intriguing while somewhat counterintuitive finding emerged from both the regression and correlation results, indicating a negative association between memorability and the sentiment valence and intensity expressed in post comments. This suggests that images with higher memorability and greater viral potential instead tend to provoke less emotionally intense discussions. This finding challenges the prevailing understanding in the

literature, which has often linked emotional stimuli to increased virality^{1,2,3}. Moreover, prior research has consistently shown that emotional content is more likely to elicit emotional responses³⁷, a reaction typically associated with activation in the amygdala, a brain region known to be involved in emotional processing^{38,39}. Given this, one might argue that memorability influences virality in a way that is independent, or orthogonal, to emotionality. It is important to note that previous studies on virality have predominantly relied on pseudo-experimental conditions, such as lab-based interfaces⁵, social media simulations in a lab environment^{1,2}, and text-only contents like lengthy magazine articles⁴. These approaches, while valuable, may not fully capture the dynamics of real-world social media environments. In contrast, until now, virality in-the-wild on a modern image-based social media platform had remained unexplored. As such, this methodological difference may suggest that people's emotional responses in a fully naturalistic environment may differ from those observed in a controlled lab-based setup or using platforms organized more around text-based discussion (e.g., Twitter).

Memorability and neural networks. By dividing neural network processing into stages, we observed that both low-level visual and high-level semantic features significantly influence memorability estimates, with semantic features being the key driver. This finding aligns with previous studies^{8,16}, validating this methodology and offering a potential guideline for future research on image feature contributions using deep networks like ResMem.

However, our results diverge from prior studies in one aspect: whereas previous research identified semantic similarity as the main driver of memorability^{8,16}, our analysis found that semantic distinctiveness played a more prominent role. This discrepancy could be attributed to differences in the models used. Those studies employed AlexNet or VGG-F, both of which are shallower CNNs with less than 20 convolutional layers^{42,43}, compared to ResMem, which has

152 convolutional layers from ResNet-152⁴⁴. The greater depth of ResMem may enable the extraction of more nuanced or complex features, leading to a shift in how semantic information is weighted in memorability predictions. Additionally, ResMem—a CNN specifically trained to estimate memorability—might capture unique features that optimize memorability predictions, separate from visual classification networks like AlexNet or VGG-F that more closely capture the goals of the human visual system. This idea is supported by findings that ResMem and humans predict different aspects of memorability¹⁷. Furthermore, MemNet²⁰, the first CNN trained for memorability, is found to learn distinct image patterns or regions that general visual CNNs do not, again supporting the idea that specialized networks can detect different drivers of memorability.

Thus, our finding of semantic distinctiveness does not invalidate the role of semantic similarity identified in prior studies, especially as it has been supported by several behavioral studies^{40,41} and one involving a dataset of over 26,000 object images⁸. Instead, it offers a machine-learning perspective on memorability estimation, showing that focusing purely on the pixels of images can make surprising predictions about large-scale human behaviors. This analysis provides valuable insights for future research into how neural networks and humans process visual information, potentially guiding the development of more biologically efficient neural networks.

Future directions. A central issue surrounding social media content is its role in the spread of misinformation. Future work could investigate how memorability may relate to the veracity of social media content and influence the spread of misinformation. Is highly memorable but false information also more likely to be shared, thus amplifying its reach and potential impact?

Moreover, our findings highlight that memorable content tends to elicit higher immediate engagement like upvotes and comments. Future research can build on this by assessing whether this memorability-induced engagement translates into long-term effects, in areas like education, where the retention and application of learned materials are critical. Research in aging healthcare could explore how memorability influences information retention in individuals with cognitive impairments⁴⁵. Further, researchers could explore such potential long-term impacts of memorability in marketing, such as whether more memorable advertisements can lead to real-world outcomes like influencing customer purchasing behavior.

Conclusion. The findings from this study provide compelling evidence of a significant influence that memorability has on the spread of content in digital environments. Notably, the mechanism by which memorability leads to virality – by guiding external-associative abstract thinking – reveals how visual properties of an image can drive human behavior beyond simple memory recall. This connection suggests that certain semantic information within an image perceived by humans has the ability to activate broader networks of related ideas, enhancing both the depth and the breath of the content’s impact. These insights underscore the potential for marketers, content creators, or communicators to strategically manipulate the memorability of their contents, thereby fundamentally shaping how information spreads and influences public engagement to amplify its reach and impact.

References

1. Alhabash, S., Baek, J., Cunningham, C., & Hagerstrom, A. To comment or not to comment?: How virality, arousal level, and commenting behavior on YouTube videos affect civic behavioral intentions. *Comput. Hum. Behav.* **51**, 520–531 (2015).
2. Alhabash, S., Almutairi, N., Lou, C., & Kim, W. Pathways to virality: Psychophysiological responses preceding likes, shares, comments, and status updates on Facebook. *Media Psychol.* **22**, 196–216 (2019).
3. Berger, J., & Milkman, K. L. Emotion and virality: what makes online content go viral?. *GfK Marketing Intelligence Review.* **5**, 18–23 (2013).
4. Heimbach, I., & Hinz, O. The impact of content sentiment and emotionality on content virality. *Int. J. Res. Mark.* **33**, 695–701 (2016).
5. Brady, W., Gantman, A. P., & Van Bavel, J. J. Attentional capture helps explain why moral and emotional content go viral. *J. Exp. Psychol. Gen.* **149**, 746-756 (2020).
6. Isola, P., Xiao, J., Torralba, A., Oliva, A. What makes an image memorable? In: *Proceedings of the 24th IEEE Conference on Computer Vision and Pattern Recognition (CVPR)*, pp. 145–152. (2011b).
7. Bainbridge, W. A., Isola, P., & Oliva, A. The intrinsic memorability of face photographs. *J. Exp. Psychol. Gen.* **142**, 1323–1334 (2013).
8. Kramer, M. A., Hebart, M. N., Baker, C. I., & Bainbridge, W. A. The features underlying the memorability of objects. *Sci. Adv.* **9** (2023).
9. Davis, T. M., & Bainbridge, W. A. Memory for artwork is predictable. *Proc. Natl. Acad. Sci. U.S.A.* **120**, e2302389120 (2023).

10. Bainbridge, W. A., Dilks, D. D., & Oliva, A. Memorability: A stimulus-driven perceptual neural signature distinctive from memory. *NeuroImage*. **149**, 141–152 (2017).
11. Bainbridge, W. A., & Rissman, J. Dissociating neural markers of stimulus memorability and subjective recognition during episodic retrieval. *Sci. Rep.* **8**, 8679 (2018).
12. Wakeland-Hart, C. D., Cao, S. A., deBettencourt, M. T., Bainbridge, W. A., & Rosenberg, M. D. Predicting visual memory across images and within individuals. *Cogn.* **227**, 105201 (2022).
13. Roberts, B. R. T., Pruin, J., Bainbridge, W. A., Rosenberg, M. D., & deBettencourt, M. T. Memory augmentation with an adaptive cognitive interface. Preprint at <https://doi.org/10.31234/osf.io/qpj7a> (2024).
14. Bainbridge, W. A. The resiliency of image memorability: A predictor of memory separate from attention and priming. *Neuropsychologia*. **141**, 107408 (2020).
15. Needell, C. D., & Bainbridge, W. A. Embracing new techniques in deep learning for estimating image memorability. *Comput. Brain Behav.* **5**, 168–184 (2022).
16. Koch, G. E., Akpan, E., & Coutanche, M. N. Image memorability is predicted by discriminability and similarity in different stages of a convolutional neural network. *Learn. Mem.* **27**, 503–509 (2020).
17. Zhao, C., Kim, J., Tang, T. H., Saito, J. M., & Fukuda, K. Deep neural network decodes aspects of stimulus-intrinsic memorability inaccessible to humans. *J. Exp. Psychol. Gen.* **153**, 1131–1138 (2024).
18. Yamins, D. L. K., & DiCarlo, J. J. Using goal-driven deep learning models to understand sensory cortex. *Nat. Neurosci.* **19**, 356–365 (2016).

19. Kriegeskorte N. Deep neural networks: A new framework for modeling biological vision and brain information processing. *Annu. Rev. Vis. Sci.* **1**, 417–446 (2015).
20. Khosla, A., Raju, A. S., Torralba, A., & Oliva, A. Understanding and predicting image memorability at a large scale. *IEEE International Conference on Computer Vision (ICCV)*, 2390–2398 (2015).
21. Xu, Y., & Vaziri-Pashkam, M. Limits to visual representational correspondence between convolutional neural networks and the human brain. *Nat. Commun.* **12**, 2065 (2021).
22. Honnibal, M., & Montani, I. spaCy 2: Natural language understanding with Bloom embeddings, convolutional neural networks and incremental parsing. (2017).
23. Yeomans, M. Doc2concrete: Measuring concreteness in natural language. (2024).
24. Google. Google Cloud Vision API. Google Cloud. (n.d.).
25. Pennington, J., Socher R., & Manning, C. Glove: Global vectors for word representation. *Proceedings of the 2014 Conference on Empirical Methods in Natural Language Processing (EMNLP)* (2014).
26. Kirsh, D. Thinking with external representations. *AI Soc.*, **25**, 441-454 (2010).
27. Neiss, M. B., Leigland, L. A., Carlson, N. E., & Janowsky, J. S. Age differences in perception and awareness of emotion. *Neurobiol. Aging*, **30**, 1305–1313 (2009).
28. Thompson, A. E., & Voyer, D. Sex differences in the ability to recognise non-verbal displays of emotion: A meta-analysis. *Cog. Emot.* **28**, 1164–1195 (2014).
29. Barrett, L. F., Mesquita, B., & Gendron, M. Context in emotion perception. *Psychol. Sci.* **20**, 286-290 (2011).

30. Isola, P., Xiao, J., Parikh, D., Torralba, A., & Olvia, A. What makes a photograph memorable? *IEEE Transactions on Pattern Analysis and Machine Intelligence (PAMI)*, 1469-1482 (2014).
31. Deng, W., Beck, D. M., & Federmeier, K. D. Image memorability is linked to facilitated perceptual and semantic processing. 2, 1-13 (2024).
32. Koechlin, E., Corrado, G., Pietrini, P., & Grafman, J. Dissociating the role of the medial and lateral anterior prefrontal cortex in human planning. *Proc. Natl. Acad. Sci. U.S.A.* **97**, 7651-7656 (2000).
33. Genovesio, A., Brasted, P. J., Mitz, A. R., & Wise, S. P. Prefrontal cortex activity related to abstract response strategies. *Neuron*. **47**, 307-320 (2005).
34. Rodriguez, N. Y., McKim, T. H., Basu, D., Ahuja, A., & Desrochers, T. M. Monkey dorsolateral prefrontal cortex represents abstract visual sequences during a no-report task. *J. Neurosci.* **43**, 2741-4755 (2023).
35. Zillmann, D. Excitation transfer in communication-mediated aggressive behavior. *J. Exp. Soc. Psychol.* **7**, 419-434 (1971).
36. Cantor, J. R., & Zillmann, D. The effect of affective state and emotional arousal on music appreciation. *J. Gen. Psychol.* **89**, 97-108 (1973).
37. Niedenthal, P. M., Halberstadt, J. B., & Innes-Ker, Å. H. Emotional response categorization. *Psychological Review*, **106**, 337-361 (1999).
38. Hamann, S., & Mao, H. Positive and negative emotional verbal stimuli elicit activity in the left amygdala. *NeuroReport*. **13**, 15-19 (2002).
39. Zald, D. H. The human amygdala and the emotional evaluation of sensory stimuli. *Brain Research Reviews*. **41**, 88-123 (2003).

40. Xie, W., Bainbridge, W. A., Inati, S. K., Baker, C. I., & Zaghoul, K. A. Memorability of words in arbitrary verbal associations modulates memory retrieval in the anterior temporal lobe. *Nat. Hum. Behav.* **4**, 937–948 (2020).
41. Hovhannisyan, M. et al. The visual and semantic features that predict object memory: Concept property norms for 1,000 object images. *Mem. Cog.* **49**, 712–731 (2021).
42. Krizhevsky, A., Sutskever, I., & Hinton, G. ImageNet classification with deep convolutional neural networks. *Advances in Neural Information Processing Systems 25 (NIPS)*. (2012).
43. Simonyan, K., & Zisserman, A. Very deep convolutional networks for large-scale image recognition. Preprint at <https://doi.org/10.48550/arXiv.1409.1556> (2014).
44. He, K. Zhang, X., Ren, S., & Sun, J. Deep residual learning for image recognition. Preprint at <https://doi.org/10.48550/arXiv.1512.03385> (2015).
45. Bainbridge, W. A. et al. Memorability of photographs in subjective cognitive decline and mild cognitive impairment: Implications for cognitive assessment. *Alzheimer's & Dementia: Diagnosis, Assessment & Disease Monitoring*. **11**, 610-618 (2019).

Methods

Materials. Data was fetched from the popular English social media platform Reddit (over 500 million users as of 2024), where users can post images, text, or links and react to posts by giving “upvotes/downvotes” or commenting below the post. The collection process was automatically completed by a customized Python scraper script. The data collection targeted acquiring 600 images across three time points, with the first on Apr 19, 2024, the second on Apr 26, 2024, and the third on May 21, 2024. Data from three time points was collected to ensure the replicability of any effects across different attempts. We applied customized functions in the scraper to avoid collecting duplicated posts and unqualified posts based on the criteria in the next paragraph. Overall, 1,248 valid image posts were fetched from Reddit, with 504 images for the first collection, 368 images for the second, and 376 for the third.

Posts were selected based on the following criteria: 1) at least five upvotes and five comments to exclude non-informative posts for subsequent analysis; and 2) exactly one image was contained in the post. The data was fetched equally from three general-purpose image subreddits: */r/pics*, */r/pic*, */r/images*, to enhance the generalizability of any effects. These subreddits are communities in Reddit that require all posts to have at least one image and tend to feature images on a variety of topics, such as a photo of a dog with a title like “My dog is 14 years old now!”. All subreddits used in this study are in at least the top 2% of communities ranked by size, with */r/pics* being in the top 12. We collected the following data for each post that we fetched: 1) image ID; 2) image URL; 3) number of upvotes; 4) number of comments; 5) top five comments: comment ID, comment score (based on upvotes), and comment body (content); 6) date posted.

We removed any posts with central facial details, as ResMem was not trained to predict the memorability of face images, and we know faces show special patterns of memorability separate from other image types⁷. By removing the images containing clear and direct facial details, the final dataset used for analysis has a total of 727 valid images with 232 for the first, 197 for the second, 308 for the third.

Virality analysis. To examine if higher memorability leads to increased engagement, each image in the dataset was processed through ResMem to obtain a predicted memorability score. We then computed the rank correlation to examine the relationships between the memorability scores and the two engagement metrics: the number of comments and the number of upvotes each image post received. While rank correlation is robust to outliers, we were concerned that extreme values might introduce overdispersion in the regression models used for subsequent analyses of neural layer contributions and semantic assessments. These extreme values, though informative about engagement levels, could still potentially skew the results. To address this concern, we conducted two assessments of the data: 1) without outlier removal: we analyzed the entire dataset as it was, with a total of 727 images; 2) with outlier removal: We cleaned the data by removing outliers where either the number of upvotes or comments in the post were more than 1.5 times the interquartile range (IQR) above the upper quartile or below the lower quartile, resulting in a total of 602 images.

We calculated and averaged the sentiment scores of the comments in each image post through the sentiment intensity analyzer from Python package Natural Language⁴⁶. This toolkit analyzes a given text and provides a dictionary of sentiment scores, where the compound score, ranging from -1 (most negative) to 1 (most positive), represents the overall sentiment of the text.

This analysis aimed to investigate whether image memorability may affect the subsequent emotional responses expressed in the comments.

Comment concreteness analysis. With the interest of investigating whether the concreteness of the comments is related to the memorability of the images, we utilized natural language processing techniques facilitated by the Python package *spaCy*²².

Data was first tokenized and lemmatized to obtain segmented text data. We focused exclusively on nouns, as these are the part of speech easiest to quantify for concreteness. Subsequent preprocessing involved the use of *spaCy*'s English words dictionary to remove non-English words and uninformative words from a custom list of stop words. These custom stop words included words found to be the synonyms of “image” or acronyms that are not recognized properly by the package, identified through manual screening (e.g., pic, picture, post, lol) (See Supplementary Information). Additional preprocessing was taken to further remove non-semantic text features, including emojis, URLs, symbols, and keep only one instance of the words that repeated three or more times consecutively (i.e., “Money Money Money” will result in “Money”). This ensured that only the core and informative semantic features were preserved for each image post.

The image posts were then divided into high- and low-memorability groups using a median split based on the memorability scores of the images. All words for each group were evaluated for their concreteness using the R package *doc2concrete*²³, which provides scores ranging from 0 to 5, with higher scores indicating greater concreteness. Words that received a score of 0, indicating that the word did not exist in the package's base 40,000-word dictionary, were filtered out as non-English words.

To qualitatively assess the types of words and their frequency across different memorability groups, we created a word cloud for direct visualization. Words that were classified as high frequency were those that have occurrences above 1.5 IQR within their respective memorability groups. This classification criterion was chosen to reduce the sparseness of the semantic concepts given the large numbers of words and the low occurrences (with a median of 1 occurrence, 25th percentile of 1, and 75th percentile of 2). By focusing on high-frequency words, we enhanced the reliability of our semantic analysis by reducing the noise and concentrating on the most relevant and impactful information. This approach is more likely to reflect a shared underlying cognitive process, such as common perception or reactions, which is the main goal of this analysis. Thus, this filtering allows us to more effectively discern differences in common human reactions in different memorability groups, ensuring that our analysis captures high-quality, representative reactions.

Consistency between image content and comments. To get a measure of the image-comments relationship, we pursued a fully automated approach through the use of Google Cloud Vision API²⁴, a visual CNN. The label detection function of this API takes in an image and gives an output of word labels representing the entities in the image. These labels were then tokenized and lemmatized, and only the unique words within a list were preserved. To compare the lists of image labels and comment tokens created from the last section, we used word embeddings as they capture the semantic relationship between them even when their physical forms differ (e.g., “tower” vs. “building”), ensuring the comparability of these two lists of words. To start, we leveraged the package named Global Vectors for Word Representation²⁵ (GloVe). This is an unsupervised learning algorithm designed to obtain vector representations for words. Specifically, we applied a pre-trained GloVe word vector model that was trained on 7 billion

tokens, with a vocabulary of 400,000 words, each represented in a 100-dimensional space. This pre-trained vector takes a word as an input and returns its 100-dimension vector representation. To compare the embeddings, we calculated the cosine similarity in the vector space between each pair of image label and comment word. The highest correlation between a label in the image and a word in the comment indicates the closest match between the image content and comment. For instance, if a “rock” appears in the comment, it will get closely matched to “stone” in the image rather than “ground” even though they do share some semantic similarity. This algorithm guarantees the precision of the comparability between image labels and comments. After that, this correlation was averaged across all the tokenized comments’ highest match cosine similarity to represent the consistency level between the images and their comments (**Fig. 2C**).

Convolutional layer selection. To quantify the contribution of underlying visual and semantic representations towards the memorability estimates and social media metrics, we first focused on the architecture of the CNN. ResMem is a CNN that merges and concatenates the architectures of ResNet-152 and AlexNet, passing them through 3 fully connected layers to generate a memorability score estimation (**Fig. 1A**). ResNet-152 is known for its deep residual learning framework, allowing it to effectively handle more complex underlying features⁴⁴, while AlexNet is one of the pioneering CNN architectures that demonstrated the power of deep learning in visual tasks⁴². The architecture of the above two CNNs are widely used in visual recognition field, and they are found to resemble the processing steps of the human visual processing stream^{18,19,20,21}.

Specifically, the components within the model were retrained for predicting image memorability, allowing ResMem to adapt and refine the originally pre-trained ResNet-152 and AlexNet features. As such, these features, initially developed for image category classification

with ImageNet⁴⁷ (a large-scale visual database designed for use in visual object recognition research), are now re-optimized to capture determining features of image memorability.

Based on the visualizations of features in the most informative late convolutional layers of the AlexNet component of ResMem¹⁵, weights in the shallower AlexNet are primarily driven by low-level features like orientation and color. In contrast, the feature visualizations of the deeper ResNet-152 display a wide variety of patterns and textures, reflecting the network's ability to capture more complex and diverse semantic content due to its depth. The early layers of ResMem primarily focus on basic patterns and textures similar to those in AlexNet, but as we progress to the late layers, the geometrical patterns become increasingly intricate, often resembling objects (e.g., eyes, arches). As such, to gain a richer understanding of how memorability is perceived by ResMem, the analyses in this manuscript only focused on the convolutional layers of ResNet-152 as it provides more detailed and comprehensive examination of semantic information processing beyond low-level visual features.

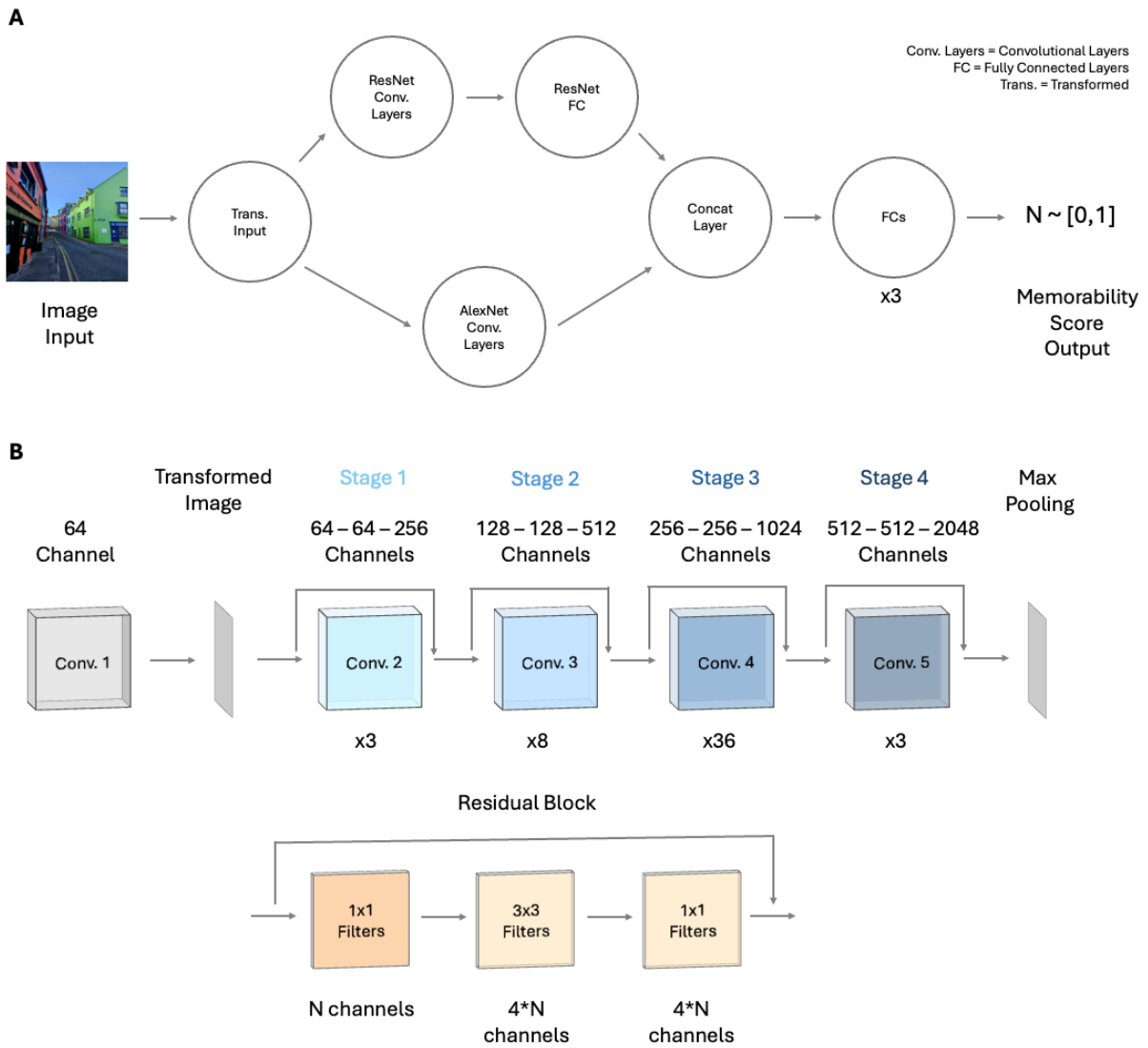


Fig. 4. Convolutional neural network architecture. (A) Architecture of ResMem. Image input is processed by both ResNet-152 and AlexNet networks. The output of the two CNNs are concatenated together and processed through three fully connected layers to generate the final memorability estimate output. **(B)** Architecture of ResNet-152. The image input first goes through a convolutional layer for initial processing. The filtered image then goes through four stages of residual blocks which contain three convolutional layers in each. The output of the convolutional stages is processed by a max pooling layer to reduce the spatial dimensions of the input feature maps while retaining the most significant information.

To unveil how ResMem perceives memorability using the ResNet-152 architecture, we structured the feature-extraction process in four key stages, corresponding to the four stages of residual blocks in ResNet-152 (**Fig. 4B**): 1) low-level visual features extraction; 2) feature integration; 3) abstraction; and 4) high-level conceptual synthesis. The naming is based on feature visualizations of different convolutional layers, reflecting the well-established progression from low-level visual features to more abstract representations^{15,18,19,20,21}. In each stage, to identify the most representative convolutional layer, it is essential to examine the arrangement and contributions of residual blocks first. As mentioned above, although the dimensionality of the convolutional layers is amplified in each residual block and then normalized to reduce the dimensionality to match the input dimension of the next block, crucial information is progressively refined and carried forward. Hence, we considered the last convolutional layer of the last residual block in each stage as the most representative layer due to its role in finalizing the feature transformations of that stage.

Given the third stage of ResNet-152 comprises 36 residual blocks, which is significantly larger than the others, we further divided this stage into three evenly distributed sub-stages for more nuanced analysis: 1) early: abstraction initiation; 2) middle: intermediate abstraction; 3) late: abstraction refinement. We selected the last convolutional layer in each one-third point of the residual block to capture the most representative features at different phases during the middle-level abstraction processes. In total, six neural layers were selected for subsequent analysis.

Quantifying the contribution of convolutional layers to memorability and social media metrics. To assess the contribution of each network learning stage to the final

memorability output, we began by extracting the outputs from each representational convolutional layer for all images in the dataset through ResMem. A Pearson correlation was applied to the flattened vectors from these convolutional layer outputs to generate a distance matrix, in which each row and column indicates the dissimilarity ($1 - \text{Pearson } r$) between one image and another (**Fig. 3B**). We then averaged the dissimilarity scores across each row (excluding on-diagonal cells to exclude correlations with oneself) to obtain a mean dissimilarity score for each image (**Fig. 3C**). This score quantifies the relative distinctiveness of each image compared to others in the dataset. These values were fitted into a generalized linear gaussian regression model (GLM) with the dependent variable as the image's memorability score to analyze how the extracted features from each learning stage influence image memorability. We tested for multicollinearity in the mean dissimilarity scores across the different neural layers through computing the variance inflation factor (VIF) and identified no strong evidence for multicollinearity (all below 5).

Prior work has found that convolutional layers tend to represent different levels of visual information, with early layers showing more low-level details and late layers representing more high-level abstract and semantic information^{18,19,20,21}. As such, by fitting the mean dissimilarities for images per layer into a GLM, we may gain a more nuanced understanding of how different levels of visual information may contribute to subsequent social engagement metrics. A GLM with a negative binomial distribution was fitted to the number of upvotes and comments to further ensure no overdispersion issue⁴⁸, while a gaussian distribution was fitted to the averaged sentiment scores.

Data Availability

Our data is available on the Open Science Framework (OSF) at

<https://doi.org/10.17605/OSF.IO/P2BH6>.

Code Availability

Data collection and analysis scripts is publicly available on GitHub at

<https://github.com/shikangpeng/memoMedia>.

References

46. Bird, S., Klein, E., & Loper, E. Natural language processing with python. *O'Reilly Media Inc.* (2009).
47. Deng, J. et al. ImageNet: A large-scale hierarchical image database. *IEEE Conference on Computer Vision and Pattern Recognition (CVPR)*. 248-255 (2009).
48. McElreath, R. Statistical Rethinking: A Bayesian course with examples in R and STAN (2nd ed.). *Chapman and Hall/CRC* (2020).

Acknowledgements

This research was supported by a Scialog grant (Research Corporation for Science Advancement) to W.A.B. We thank Yichen Dai for initial piloting of this project idea.

Author Contributions

Conceptualization: S.P. and W.A.B. Methodology: S.P. and W.A.B. Data collection: S.P. Data Analysis: S.P. Visualization: S.P. Supervision: W.A.B. Manuscript writing and editing: S.P. and W.A.B.

Competing Interests

The authors declare no competing interests.

Additional Information

Supplementary Information is available for this paper.

Correspondence and requests for materials should be directed to Shikang Peng, Department of Psychology, University of Toronto, 27 King's College Cir, Toronto, ON, M5S 1A1, Email: speng@research.baycrest.org.