

TEEROLLUP: Efficient Rollup Design Using Heterogeneous TEE

Xiaoqing Wen, Quanbi Feng, Jianyu Niu, *Member, IEEE*, Yinqian Zhang, *Member, IEEE*,
Chen Feng, *Member, IEEE*

Abstract—Rollups have emerged as a promising approach to improving blockchains’ scalability by offloading transactions execution off-chain. Existing rollup solutions either leverage complex zero-knowledge proofs or optimistically assume execution correctness unless challenged. However, these solutions have practical issues such as high gas costs and significant withdrawal delays, hindering their adoption in decentralized applications. This paper introduces TEEROLLUP, an efficient rollup design with low gas costs and short withdrawal delays. TEEROLLUP employs Trusted Execution Environments (TEEs)-supported sequencers to execute transactions, requiring the blockchain to verify only the TEEs’ signatures. TEEROLLUP is designed under a realistic threat model in which the integrity and availability of sequencers’ TEEs may be compromised. To address these issues, we first introduce a distributed system of sequencers with heterogeneous TEEs, ensuring system security even if a minority of TEEs are compromised. Second, we propose a challenge mechanism to solve the redeemability issue caused by TEE unavailability. Furthermore, TEEROLLUP incorporates Data Availability Providers (DAPs) to reduce on-chain storage overhead and uses a laziness penalty game to regulate DAP behavior. We implement a prototype of TEEROLLUP in Golang, using the Ethereum test network, Sepolia. Our experimental results indicate that TEEROLLUP outperforms zero-knowledge rollups (zk-rollups), reducing on-chain verification costs by approximately 86% and withdrawal delays to a few minutes.

Index Terms—Blockchain, Rollup, Scalability, Trusted Execution Environment

I. INTRODUCTION

Since the first adoption in Bitcoin [1] in 2008, blockchain technology has experienced remarkable growth across extensive decentralized applications. However, as the number of application requests increases, blockchains have countered severe congestion due to their low throughput, *i.e.*, scalability issues [2]. To address these challenges, rollups [3, 4], which offload a substantial portion of transaction execution off-chain, have garnered significant attention and research efforts [5]. As of April 2024, statistics from L2BEAT [6] reveal 24 rollup projects in the market, collectively holding a locked value of approximately 37 billion USD. Among these, Arbitrum [7] alone boasts 16.5 million active accounts [8].

In Rollups, the blockchain (referred to as *main chain*) must verify the results of off-chain transaction execution to

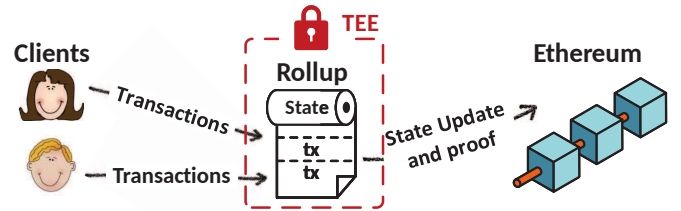


Fig. 1: An overview of TEEROLLUP architecture. Clients hand up transactions to the Rollup and the Rollup updates the latest state on the Ethereum.

ensure security. Current rollup solutions can be classified into two categories based on verification methods: zero-knowledge rollups (*i.e.*, zk-rollups) [9–11], which utilize zero-knowledge proofs to validate execution, and optimistic rollups (*i.e.*, op-rollups) [4, 7], which assume execution is valid unless challenged during a dispute period. However, these solutions come with practical issues. First, zk-rollup verification on the main chain incurs substantial gas costs, and its proof generation is time-consuming. Besides, the complex cryptographic computations of zk-rollups pose challenges for the development, deployment, and support of smart contracts. Second, the dispute period in op-rollups introduces a considerable delay for withdrawing funds. For instance, Arbitrum and Optimism have a withdrawal time of one week [4, 7].

To address these limitations, this paper presents TEEROLLUP, an efficient rollup design with fast withdrawal and low on-chain cost. TEEROLLUP leverages nodes equipped with TEEs to execute transactions off-chain, requiring the main chain to verify only the TEE-generated signatures, as shown in Fig. 1. Users can use remote attestation to verify the code within TEEs, during which a key pair is built within the TEE. The integrity of TEEs ensures correct execution, preventing malicious nodes from modifying user account status.

Unfortunately, directly using TEEs introduces challenges due to their vulnerabilities and unavailability. First, prior research has identified vulnerabilities to compromise TEEs’ integrity and confidentiality [12, 13]. To address compromised TEEs, TEEROLLUP adopts a distributed system of nodes with heterogeneous TEEs (*e.g.*, Intel SGX [14], Intel TDX [15], AMD SEV [16], ARM TrustZone [17] and Hygon CSV [18], *etc.*). Different TEE architectures and manufacturers make it challenging to compromise a majority of TEEs. In addition, we leverage on-chain registration and attestation, avoiding the mutual attestation between heterogeneous TEEs.

Xiaoqing Wen and Chen Feng are with Blockchain@UBC and the School of Engineering, The University of British Columbia (Okanagan Campus), Kelowna, BC, Canada. Email: xqwen@student.ubc.ca and chen.feng@ubc.ca.

Quanbi Feng, Jianyu Niu, and Yinqian Zhang are with the Engineering and Research Institute of Trustworthy Autonomous Systems and the Department of Computer Science and Engineering, Southern University of Science and Technology, Shenzhen, China. Email: 12011501@mail.sustech.edu.cn, niujy@sustech.edu.cn and yinqianz@acm.org.

Second, the I/O of TEEs is manipulated by their hosts (*i.e.*, hypervisors or software systems), allowing malicious nodes to drop messages to and from their TEEs. Since the number of nodes in TEEROLLUP is small (*e.g.*, tens of entities), there may not be enough honest nodes to ensure system availability. If TEE availability is disrupted, clients cannot redeem their funds promptly, leading to the locking of user funds on the blockchain. To mitigate this redeemability issue, TEEROLLUP introduces a *challenge mechanism* on the blockchain, enabling clients to redeem their deposits without relying on TEE-dependent operations. TEEROLLUP also incorporates data availability providers (DAPs) to store metadata off-chain. We introduce a collateral scheme to punish dishonest behaviors and a *laziness penalty game* to incentivize DAPs participation.

We build a prototype of TEEROLLUP with Golang [19], developing the on-chain smart contracts using Solidity 0.8.0 [20] and deploying them on the Ethereum test network, Sepolia [21]. Ethereum’s Virtual Machine (EVM) provides Turing completeness [22], fulfilling the requirements for managing the rollup. Since many TEE platforms like Intel TDX and ARM CCA currently are not yet supported by off-the-shelf CPUs, we use AMD SEV as the TEE platform [23] in our experiments. These experiments can easily be extended to other virtual machine (VM)-based TEEs.

Contributions. The contributions of this paper are listed as follows.

- We introduce TEEROLLUP, an efficient rollup design that leverages TEEs for off-chain transaction execution. TEEROLLUP utilizes a group of heterogeneous TEEs, designed to tolerate the compromise of up to half of the TEEs. Additionally, TEEROLLUP incorporates data availability providers to reduce on-chain storage costs.
- We address the redeemability issue stemming from TEEs unavailability. Our challenge mechanism ensures the redeemability of user funds, even during periods of system crash because of TEEs unavailability. Besides, we implement penalization mechanisms to ensure the diligent operation of data availability providers.
- We conduct experimentation on the prototyped TEEROLLUP to evaluate its performance compared to zk-rollup and op-rollup. Our experimental results demonstrate that the transaction fee in TEEROLLUP is significantly lower at 0.006 USD compared to StarkNet’s 0.043 USD, showcasing the efficiency of our approach. Moreover, TEEROLLUP maintains a normal withdrawal time of a few minutes, consistent with StarkNet and better than op-rollup schemes such as Optimism.

Roadmap. We introduce related work in Sec. II and system model and goal in Sec. III. We present the system design in Sec. V, followed by the security analysis in Sec. VI. The system performance is evaluated in Sec. VII. Finally, the paper is concluded in Sec. VIII.

II. BACKGROUND AND RELATED WORK

A. Rollup Solutions

Rollup solutions aim to alleviate the blockchains’ limitations including low throughput, high fees, and network congestion by offloading transactions processing off-chain [24]. Rollup networks are composed of sequencers who process transactions outside the main chain. However, the main chain needs to verify the correct execution of the transactions. Current rollup schemes can be divided into two categories based on their verification methods: zk-rollups and op-rollups [25]. A comparison between TEEROLLUP (proposed in this paper) and prior works is provided in Table I.

Zk-rollup models, as embodied by implementations like StarkEx [26], generate the zero-knowledge proofs [27] for the correct off-chain execution of transactions. Moreover, the emergence of solutions like StarkNet [10] and Scroll [28], involves EVM-compatible zero-knowledge proof. This unique capability extends to the verification of contract (not just transactions) execution correctness, encompassing both input and output validity in the process. Thomas *et al.* further introduce an on-demand zk-rollup creation service [29], which allows several zk-rollups to co-exist as groups on the same smart contracts, and application examples for Internet of Everything (IoE) [30]. However, the on-chain verification of zero-knowledge proofs in zk-rollup systems necessitates a notable gas expenditure.

Op-rollup solutions, implemented by Optimism [4] and Arbitrum [7], pivot towards an optimistic approach for transaction execution. These solutions optimistically assume that transactions are executed correctly by sequencers unless a challenger disputes the execution results. The dispute can be solved on the main chain. The advantage here lies in omitting on-chain verification, reducing the gas cost. Nevertheless, op-rollups significantly extend the withdrawal time, as they require sufficient time for challengers to verify the proof, which can take up to one week.

B. Rollup Data Availability

One critical aspect of rollup solutions is ensuring data availability, which refers to the accessibility and integrity of transaction data necessary for maintaining the security and trustworthiness of the system [31]. Storing complete data on the main chain inherits the security and data integrity of the main chain, but faces challenges such as network congestion and high gas costs. For instance, storing a 256-bit integer on the Ethereum smart contract STORAGE field costs 8K gas (0.46 USD) [20]. Therefore, it is unpractical to simply permanently store the complete data of the rollup on the main chain. StarkEx [26] and StarkNet [10] address data availability issues by including aggregated compressed transactions in the CALLDATA field of the main chain, which reduces the gas cost [32]. However, this method does not allow for permanent storage of transactions and consumes more gas compared to only recording the state root on the main chain.

TABLE I: **Rollup Solution.** The Dec, EVM Comp, and Data Avail are short for Decentralized, EVM Compatibility, and Data Availability, respectively. Decentralized property means that the transaction cannot be confirmed by a single sequencer. The EVM compatibility denotes the ability to support EVM. For Data Availability, Main Chain and Delegated means the data availability is provided by the main chain and a third party, respectively. Withdrawal time signifies the waiting time for users to retrieve the funds they locked in the main chain.

Rollup Solution	Dec	EVM Comp	Data Avail	Withdrawal time
StarkEx [26]	✗	✗	Main Chain	Few minutes
StarkNet [10]	✗	✓	Main Chain	Few minutes
Scroll [28]	✗	✓	Main Chain	Few minutes
Optimism [4]	✗	✓	Main Chain	One week
Arbitrum [7]	✗	✓	Main Chain	One week
TEEROLLUP	✓	✓	Delegated	Few minutes

C. Trusted Execution Environment

Trusted Execution Environments (TEEs) aim to run applications in a secure environment without leaking secrets to an adversary who controls the computing infrastructures. Specifically, TEEs provide an isolated area (known as *enclave*) to run code and the attestation mechanism to prove the correctness of computation. Influential TEE implementations include Intel SGX [14], Intel TDX [15], ARM TrustZone [17], ARM CCA [33], AMD SEV [23] and Hygon CSV [18].

Recently, TEEs have been widely used in blockchain designs to enhance security, privacy, and performance [34–40]. Teechain [35] establishes a payment system under TEE protection, while Bool Network [41] employs TEE to ensure the privacy of secret key components within cross-chain platforms. Tommaso *et al.* [36] and Xu *et al.* [37] leverage the TEE for the correctness and privacy of off-chain execution, respectively. These works assume that TEEs provide integrity and confidentiality guarantees but do not ensure the availability of the running service. Specifically, an adversary with full control of the operating system (OS) can arbitrarily launch, suspend, resume, terminate, or crash a TEE at any time. They can also delay, replay, drop, and inspect the messages sent to and from TEEs. Furthermore, the adversary cannot know the private key sk_i inside the TEE. However, the software inside TEEs is off-limit.

However, many studies indicate that TEEs are vulnerable to various attacks such as side-channel attacks [42], unprotected I/O [43], and ASID abuses [44]. Thus, in our work, we assume TEEs can be compromised, *i.e.*, no integrity and confidentiality properties, which differs from prior work with the perfect assumption of TEEs [35–40]. Particularly, the adversary can steal the private keys for signing messages from the compromised TEE. To tolerate malicious behaviors of compromised TEEs, one approach is using heterogeneous TEEs to jointly do computation. This heterogeneity can arise from using TEEs from different vendors, different types of processors, or different levels of security requirements [45]. Since different TEE platforms adopt different hardware and

TABLE II: **Summary of notations.**

Term	Description	Term	Description
\mathcal{M}	main chain	$state_h$	state root of TEEROLLUP
TSC	TEEROLLUP smart contract	h	height of $state_h$
MSC	Manager smart contract	n	Number of sequencers
TTOKEN	Tokens of TEEROLLUP	p_i	Sequencers in TEEROLLUP
T_{addr}	TSC account on \mathcal{M}	η_i	Enclave for sequencer p_i
τ_c	Timer for resolve challenge	(pk_i, sk_i)	Key pair for enclave i

software architectures, it is difficult to breach their security simultaneously. Besides, when a TEE is compromised, manufacturers will timely resolve these issues, making security compromise of all TEEs nearly impossible [46, 47].

III. PROBLEM STATEMENT AND SYSTEM MODEL

In this section, we first present the problem statement and the system model. Then, we introduce the associated challenges and necessary preliminaries. Table II lists the frequently used notations in this paper.

A. Problem Statement

Consider a rollup system of n sequencers (*i.e.*, nodes with TEEs). The rollup system issues tokens (*i.e.*, TTOKENs), and provides deposit, transfer, and redeem functions for clients. A client on the main chain \mathcal{M} with account c_{addr} can enter rollup by depositing on the account T_{addr} held by the rollup. Then, the rollup issues the TTOKENs and locks the deposit on the account T_{addr} . Clients can submit transactions to sequencers to transfer inside the rollup. Sequencers handle transactions and update the state of the rollup to the blockchain \mathcal{M} . The processing of transactions inside rollup can be defined as $state_{h+1} \leftarrow execute(state_h, txs)$, where txs is a batch of transactions.

B. System Model

We consider a system of n sequencers, denoted by the set $\mathcal{G} = \{p_1, p_2, \dots, p_n\}$. We follow the existing model [48], where each sequencer p_i is equipped with one type of TEE platform (*e.g.*, Intel SGX, Intel TDX, etc), denoted by η_i . We assume that most f sequencers' TEEs are compromised at any time, while $n - f$ sequencers' TEEs are uncompromised. Here, since TEE machines adopt different architectures and are produced by different manufacturers, it is difficult to breach the security of f ones at the same time. The parameter f can be adjusted. There is a public/private key pair of the sequencer p_i , denoted by (pk_i, sk_i) , in which the private key is only stored and used inside TEE.

Threat model. We model the malicious sequencers as Byzantine adversaries, *i.e.*, they can behave in arbitrary ways. The threat model of sequencers consists of three cases: the honest sequencers with/without compromised TEEs, the malicious sequencers with compromised TEEs, and the malicious sequencers with uncompromised TEEs.

- **Honest sequencers with/without compromised TEE.** We assume the honest sequencers with their TEEs do not deviate from the protocol.

- **Malicious sequencers with uncompromised TEEs.** We assume the malicious sequencers have full control over the operating system of their TEEs, including root access and control over the network. The sequencers can arbitrarily launch, suspend, resume, terminate, and crash TEEs at any time. Besides, the sequencers can delay, replay, drop, and inspect the messages sent to and from TEEs, *i.e.*, manipulating input/output messages of TEEs. In other words, the TEE cannot guarantee availability due to these manipulations.
- **Malicious sequencers with compromised TEEs.** We assume the sequencers have full control of the enclave and know the private key sk_i inside the compromised TEE. In this case, there are no such integrity and confidentiality guarantees for TEE. We assume static corruption by the adversary, where a fixed fraction of all sequencers' TEEs is compromised.

We consider the worst case, in which all the sequencers can be malicious and controlled by a single adversary \mathcal{A} . Note that the rollback attacks are orthogonal to this work and can be addressed by work [49–51].

Main chain model. We assume the TEEROLLUP is built on the main chain \mathcal{M} . The main chain provides finality (*i.e.*, once a transaction is included in a block it is considered final) [52] and enables smart contracts [53]. Smart contracts can access the current time using the method `block.timestamp` and provide cryptographic schemes including hash computing and ECDSA encryption [20].

C. System Goals

In this work, we aim to design a rollup to execute transactions and record the state of the rollup on the main chain, which satisfies the following properties:

- **Trust-minimized participants:** The client does not need to trust the other party or an intermediary to ensure that the transaction is executed honestly.
- **Redeemability:** Any client can redeem TTokens in TEEROLLUP without requiring a third party (*i.e.*, redeemability relies only on the secure operation of the main chain).
- **Liveness:** Any transactions sent to TEEROLLUP are either executed or settled on the main chain.

D. Design Challenges

To better outline the TEEROLLUP design, we first introduce a strawman solution (referred to as SROLLUP) that leverages TEE to shield the sequencer from malicious behavior. In SROLLUP, a single sequencer collects and executes the transactions from clients and submits the execution result to the main chain. While SROLLUP always provides the fundamental functions of issuing, transferring, and redeeming TTokens, it does not achieve all the goals defined in III-C. This is because the SROLLUP does not consider the compromised TEE and potential malice of sequencers and DAPs.

Compromised TEE. As mentioned in Sec. III-B, the TEE can be compromised and sequencers can acquire the secret key of the compromised TEE. Since the state update in the

system is confirmed on the main chain, TEE generates a new state with the latest state on the chain as the previous state. Compromised TEE may forge false transactions or incorrectly execute transactions to generate a new state. Therefore, a single TEE cannot be directly trusted by the system. To counteract the compromise of a certain proportion of TEEs, TEEROLLUP employed a group of sequencers equipped with independent and heterogeneous TEEs. The sequencer checks the validity of the state and signs it inside the TEE. Then, if the sequencer collects $f + 1$ types of TEEs' signatures, it can submit the state with signatures to the main chain. Besides, TEEROLLUP adopts the on-chain attestation when registration, avoiding the attestation of heterogeneous TEEs.

Malicious sequencers. According to our threat model (see Sec. III-B), the operating system for TEE is fully controlled by the sequencer. Malicious sequencers can crash the TEE, or censor clients' transactions and filter out some of them. At this point, if the TEEs are unavailable, TEEROLLUP cannot process any clients' requests and clients are unable to redeem from TEEROLLUP, thereby destroying its *Liveness* and *Redeemability*. Therefore, TEEROLLUP presents a challenge mechanism for clients to solve the redeemability issue, and make an on-chain settlement when TEE does not provide service. Once the client thinks that his transaction has been reviewed, that is, it has not been processed for a long time, he can submit the transaction data to the TSC through the challenge method provided on the TSC. Once a challenge is initiated in TSC, the timer is also set. If the sequencer does not respond to the challenge in time, the system is considered unavailable and enters the on-chain for settlement. Therefore, the verifier chooses to respond to the challenge in time to prevent the whole system from settlement. Moreover, this also solves the problem of redeeming client funds when the system is not available.

Lazy data availability providers. The states of TEEROLLUP are recorded in TSC, and its integrity is guaranteed by the main chain (see Sec. III). Therefore, the correctness of the metadata provided by DAPs can be verified by the *state* recorded in TSC (*i.e.*, DAPs cannot forge account balance, transaction data, or other metadata). However, the DAPs can show laziness, discarding the data they are supposed to store. Thus, clients and sequencers cannot get metadata of the *state* on TSC. TEEROLLUP introduces collateral and laziness penalty game to incentivize DAPs to behave diligently. DAPs need to provide the collateral when entering the network and once a DAP acts dishonestly, some or all of its collateral will be deducted.

IV. PRELIMINARIES

Cryptographic Primitives. Our protocol utilizes a public key encryption scheme (GENPK, ENC, DEC), a signature scheme (*GenSig*, *Sign*, *Verify*), and a secure hash function $H(\cdot)$. All messages are signed by the senders. A message signed by party p is denoted as $SIGN(m; p)$. The multi-signature scheme allows multiple parties to collaboratively generate a digital signature for a message by two main functions: *SIGN* and

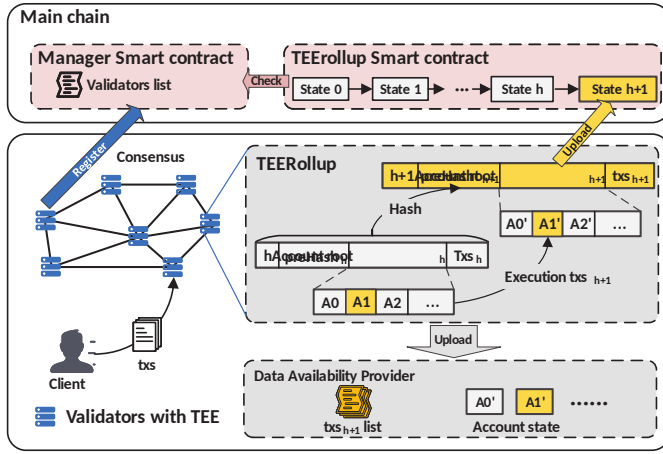


Fig. 2: An overview of TEEROLLUP architecture.

VERIFY. Specifically, given a set of users G and the message \mathcal{M} , the function $\text{SIGN}(\{sk\}_{g \in G}, mr) \rightarrow \sigma$ takes the private key sk and the hash of the message mr as input and return the signatures σ . The function $\text{VERIFY}(\{pk\}_{g \in G}, mr, \sigma) \rightarrow 0/1$ takes the public key pk , mr and σ and returns the result of whether the signature was generated by G .

Merkle Tree. Merkle tree is a binary tree data structure in which each leaf node contains the hash of a data block (e.g., the key-value pair), and each non-leaf node contains the hash of its child nodes. Constructed bottom-up, they generate a single hash at the root, representing the entire dataset's integrity. The root of a Merkle Tree is integrated into each block, serving as a comprehensive state digest, which enables sequencers to maintain and verify the state digest efficiently. The Merkle Tree allows leaves to generate a Merkle Path for verifying specific key-value pairs under a root, denoted as $\delta \leftarrow \text{root.proof}(\langle k, v \rangle)$. Anyone can verify that this pair of key-value through $\text{verifyproof}(\delta, \langle k, v \rangle)$.

Trusted Execution Environments (TEEs). We follow prior work [54] to model the functionality of attestable TEEs. Each TEE is initialized with a key pair $(sk, pk) \leftarrow \Sigma.\text{keyGen}(1^\lambda)$ generated by its manufacturer, where Σ is the signature algorithm. Here, sk represents the TEE's internal master secret key, while pk is the corresponding public key. The ideal functionality of a TEE offers the following Application Interfaces (APIs) for a program code $prog$:

- $pk \leftarrow \text{getpk}()$: Retrieve the TEE's public key (pk).
- $eid \leftarrow \text{install}(prog)$: Install the program $prog$ as a new enclave within the TEE, assigning it a unique enclave ID, eid .
- $(outp, \sigma) \leftarrow \text{resume}(eid, inp)$: Resume the enclave with ID eid to execute program $prog$ using the input inp . σ is the TEE's endorsement, confirming that $outp$ is the valid output.

For uncompromised TEE, with the acquired m_{pk} , the verification of the output $outp$ is trusted by users when $\Sigma.\text{verify}(\sigma, eid, prog, outp) = 1$, indicating the successful verification of the signature. Besides, we assume an attestation API for TEE to generate an attestation quote $\rho \leftarrow$

$\text{attest}(eid, prog)$ proving that the program $prog$ has been installed in the enclave eid . And ρ can be verified through method $\text{verifyquote}(\rho)$.

V. TEEROLLUP DESIGN

A. Overview

Fig. 2 shows the architecture of TEEROLLUP, a rollup based on TEE. TEEROLLUP considers four roles: the TEEROLLUP Smart Contract (TSC) responsible for record-keeping on the main chain, the Manager Smart Contract (MSC) for managing sequencers, the TEE-equipped sequencer committee processing off-chain transactions, and the data availability provider (DAP) storing metadata for TEEROLLUP, as shown in Fig. 3.

- **TEEROLLUP smart contract (TSC).** TSC records the TEEROLLUP state proof in the form of a state root (rather than complete metadata) to reduce on-chain storage cost.
- **Manager smart contract (MSC).** MSC manages registered TEEs of sequencers, especially assigning an ID for them and recording the private key m_{pk} inside TEE.
- **Sequencer.** Sequencer primarily collects and executes transactions from clients, submits the state root to TSC, and sends metadata to DAP.
- **Data availability provider (DAP).** DAP accepts and stores the metadata sent by sequencers to ensure access to system metadata at any time. The metadata includes the state of the system (i.e., account balances), the update history, and transaction data.

There are four key procedures in TEEROLLUP. First, during the initialization phase, the service provider deploys both the TSC and the MSC on the blockchain \mathcal{M} . Subsequently, sequencers can register their TEEs on the MSC (see Sec. V-C). Second, clients deposit funds on the TSC and request the issuance of TTokens in TEEROLLUP, which can be used for transfers. Sequencers receive transactions from clients, process these transactions, and generate an updated state root. Then, the sequencers broadcast the new state root along with metadata and collect votes. Once enough votes are collected, the sequencers submit the state root of TEEROLLUP to the TSC and send the metadata to the DAPs (see Sec. V-D). Third, if the transactions of clients are not processed in time, clients can challenge the TSC to enforce the transaction. Even if the whole system cannot make any response, they can also get a refund directly on the TSC to avoid the loss of property (see Sec. V-E). Fourth, to better regulate the behavior of DAPs and prevent laziness, we use the incentive method of collateral plus laziness punishment (see Sec. V-F).

B. Data Structure

State root format. In TEEROLLUP, the state root acts as an abstract of the metadata and anyone can verify the transactions, balance, and other information of TEEROLLUP using this abstract. The state root $state_h$ on height h has the following structure:

$$state_h := \langle h, H(state_{h-1}), AR_h, H(tx_{h-1}) \rangle$$

where $H(state_{h-1})$ refers to the hash of the previous state root $state_{h-1}$, AR_h is the Merkle root of the Account Tree of TEEROLLUP, and $H(txsh)$ is the hash of the transactions list executed to generate the $state_h$. Account Tree is a Merkle Tree that stores the clients' account in TEEROLLUP, denoted as A_h . Account Tree A_h consists of the account address and the balance for all accounts. Note that clients of TEEROLLUP use the same account address and private key with the main chain.

In TEEROLLUP, the state roots utilize the chain structure, which has been adopted by Bitcoin [1], Ethereum [22], and some BFT protocols [55]. Every state root contains the hash of the previous state root, and the state root can be indexed by height (*i.e.*, the distance from the initial state root). In TEEROLLUP, there is only one state root at each height. Once the latest state root is obtained, the correctness of any historical state can also be verified.

Vote and certificate. To achieve collaboration among multiple sequencers, TEEROLLUP adopts a competition for the right to submit states. Specifically, any sequencer can become the leader, broadcast the state root, and collect votes. However, the TSC will only accept the first state that arrives at one height. A vote v_i from sequencer p_i of state root $state_h$ has the following structure:

$$v_i := \langle H(state_h), pk_i, \sigma_i \rangle$$

where $H(state_h)$ is the hash of $state_h$, pk_i is the public key for sequencer p_i , and σ_i is a signature created by the sequencer p_i over $H(state_h)$. Here, the signature is generated inside the TEE of sequencer p_i with the private key sk_i . If there is a set of $f + 1$ type of TEEs' signature, forming the quorum certificate (QC) for the state root. Here, a QC can be implemented as multi-signatures or aggregated signatures. If a state root attaches the QC, it is acceptable for the TSC. Every sequencer keeps updating the local state root in line with TSC. In TEEROLLUP, a new state root $state_{h+1}$ that meets the following conditions can be certificated by the TSC. First, the height of the lasted state root in TSC is h . Second, $state_{h+1}$ contains the hash value of $state_h$, which corresponds to the lasted state root in TSC. Third, the QC for $state_{h+1}$ is valid.

C. Sequencers Registration and Configuration

TEEROLLUP introduces the MSC to manage the sequencer committee, which provides the registration and configuration for sequencers.

Enclave registration. Sequencers equipped with TEEs can contribute to TEEROLLUP by creating an enclave η_i and registering it on the MSC. Here, we present an exemplary representation of a sequencer p_i registering on MSC for clarity. Sequencer p_i creates an enclave η_i , and installs the TEEROLLUP program *prog* inside η_i , which is mandated to run correctly within η_i . Upon the creation of η_i , an asymmetric key pair (pk_i, sk_i) is generated. Note that the public key is also an account address for the main chain [22]. The secret key sk_i is securely stored within η_i , accessible only by the TEEROLLUP program running inside η_i , while the public

key pk_i is returned as output to the sequencer p_i . Subsequently, η_i generates a proof ρ_i asserting its execution of the TEEROLLUP program and control over the sk_i corresponding to pk_i . Then, sequencer register η_i by invoking Register and forwarding $\langle \eta_i, \rho_i, pk_i \rangle$ to the TSC. The TSC verifies that $verifyquote(\rho_i) = 1$ [54, 56]. Upon successful verification, TSC adds the sequencer p_i with pk_i to the sequencer list. The registration process guarantees the execution of the *prog* for all registered enclaves and the confidentiality of the secret key sk_i . Thus, the heterogeneous TEE in the system can trust the attestation of other TEEs on TSC, and this key pair $\langle pk_i, sk_i \rangle$ can be used for generating signatures between TEEs. There is no necessity to re-attest enclaves in subsequent protocol steps.

Sequencer configuration. MSC provides the management for sequencers, and sequencers can register in or exit the TEEROLLUP freely. MSC maintains a sequencers list, storing their public key and the committee strategy of the TSC. In this paper, we adopt a $f + 1$ voting strategy (*i.e.*, if the multi-signature contains signatures from more than $f + 1$ type of TEEs of sequencers in the committee, it is considered valid).

D. Normal-Case Operations

As shown in Fig. 3, TEEROLLUP provides issue, transfer, and redeem functions for clients.

1) *Issue:* Client deposits in the TSC and the TEEROLLUP issues the corresponding amount of TTokens for the client. Note that the exchange rate between the currency of blockchain \mathcal{M} and TToken is beyond the scope of this paper, which is set to be 1.

Step 1. The client invokes the DEPOSIT on the TSC, denoted as a tuple of $\langle s_{addr}, v \rangle_\sigma$, where s_{addr} is the client's address and v is the deposit value (greater than zero), and σ is the signature of the client.

Step 2. The enclave η_i within the sequencer p_i monitors the *deposit* transaction on TSC. Enclave η_i issues TTokens and changes the balance of account s_{addr} . Note that the client holds the same address in TEEROLLUP as in the blockchain \mathcal{M} . Enclave η_i batches multiple transactions together to optimize efficiency and executes these transactions, generating the new state root $state_{h+1}$ and a *lock* transaction denoted as $\langle id \rangle$, where id is the number of the *deposit*. The sequencer p_i sends the $state_{h+1}$ and *lock* with the metadata to other sequencers, who vote for the $state_{h+1}$.

Step 3. After collecting $f + 1$ types of TEEs' votes, the sequencer p_i generates the QC for $state_{h+1}$ and sends $state_{h+1}$ and the QC to the TSC. TSC verifies the validity of $state_{h+1}$ and QC (detailed in V-B). Note that TSC only accept the first validate $state_{h+1}$ in height $h + 1$. If successful, TSC records $state_{h+1}$ on the main chain. Besides, TSC locks the *deposit* and the client cannot withdraw the *deposit* unless exit the TEEROLLUP. Note that the update of $state_{h+1}$ and the lock of *deposit* are invoked in one call, such that they can be confirmed together.

step 4. After $state_{h+1}$ and the lock transaction is confirmed on the main chain, the sequencer p_i returns the execution result to the clients and sends the metadata to the DAPs.

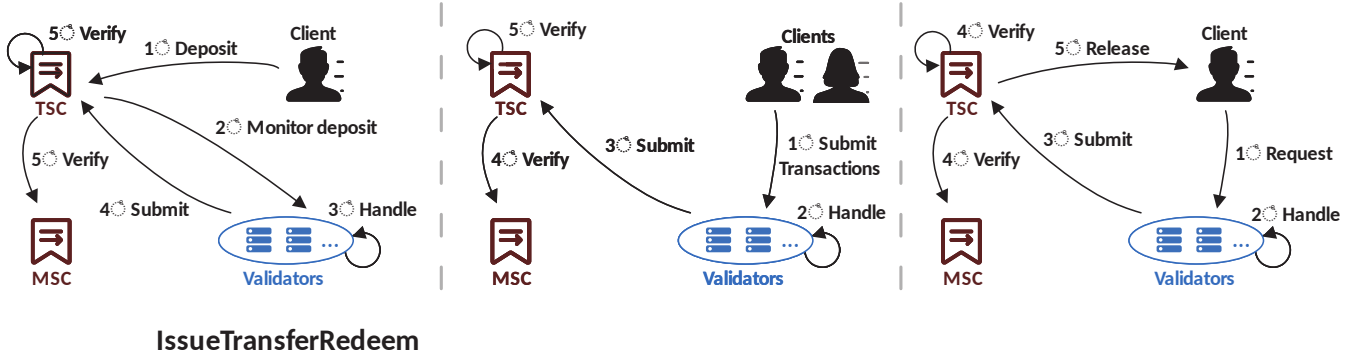


Fig. 3: High overview of Issue, Deal and Redeem process.

2) *Transfer*: Client transfers their TTokens by sending transactions to the sequencer.

Step 1. A client submits a transaction tx to the sequencers. tx can be denoted by tuple of $\langle s_{addr}, r_{addr}, v \rangle_{\sigma}$, where s_{addr} is the sender's address, r_{addr} is the receiver's address, v is the transferred value (greater than zero), and σ is the signature of the sender.

Step 2. The execution of tx changes the balance of account s_{addr} and r_{addr} . Enclave η_i batches tx with other transactions, executes them, and generates the new state $state_{h+1}$ signed with its private key sk_i . Then, sequencer p_i broadcast $state_{h+1}$ with $state_h$ and transactions txs to others and waiting for their votes.

Step 3. After collecting $f + 1$ types of TEEs' votes, the sequencer p_i generates the QC for $state_{h+1}$ and sends $state_{h+1}$ and the QC to the TSC. TSC verifies that QC is valid, and then records $state_{h+1}$.

Step 4. If $state_{h+1}$ is confirmed on the main chain, the sequencer p_i returns the execution result to the clients and sends the metadata to the DAPs.

3) *Redeem*: Client burn TTokens in TEEROLLUP and TSC refund to the Client. Clients burn TTokens by transferring TTokens to the Account A_0 , which is the burning account. Account A_0 can only receive tokens, but cannot transfer to others, and tokens transferred to the A_0 are considered burned.

Step 1. Clients submit requests to the sequencer p_i , and the request can be denoted as $\langle s_{addr}, A_0, v \rangle_{\sigma}$, where s_{addr} is the client's address, v is the transferred value (greater than zero), and σ is the signature of the client.

Step 2. Enclave η_i batches tx with other transactions, executes them, and generates the new state $state_{h+1}$ with a *refund* transaction for the TSC, denoted as $\langle s_{addr}, v \rangle$. Enclave η_i signs $state_{h+1}$ and *refund* with its private key sk_i . Then, the sequencer p_i sends $state_{h+1}$ with *refund* to others and waits for their votes.

Step 3. After collecting $f + 1$ types of TEEs' votes, the sequencer p_i generates the QC for $state_{h+1}$ and sends $state_{h+1}$ and the QC to the TSC. If QC is verified to be valid, TSC records $state_{h+1}$ on the main chain and refunds the currency with the value of v to s_{addr} .

Step 4 If $state_{h+1}$ and *refund* transaction are confirmed on the main chain, sequencer p_i returns the execution result to the clients and sends the metadata to the DAPs.

E. Challenge Mechanism

To address the liveness and redemption issue, we propose a challenge mechanism deployed in TSC. In TEEROLLUP, clients can initiate a challenge in TSC if their request is not processed. If there is no response from the sequencers, clients can also withdraw their deposit from TSC with the proof of balance provided by DAP.

Specifically, clients can invoke the STARTCHALLENGE to initiate a challenge on TSC. TSC starts a *challenge* and gives it an *id* (calculated by the hash of the sender address, transaction, and block timestamp). Then, TSC sets a timer with the current block timestamp as the challenge start time, and triggers an *challenge* event with $\langle s_{addr}, tx, block.timestamp \rangle$. If the enclave receives the *challenge* from the sequencer, who monitors the challenge event, the enclave will execute the tx in the next batch and vote to respond to it before τ_w passes. Therefore, when the sequencers provide the multi-signature from the enclaves for the tx , it proves that the enclaves have received the transaction and executed it. Note that, to provide the sequencers enough time to process the transaction and reply, τ_w is set long enough for a few days or a week.

On the other hand, if the sequencer drops the request, and cannot generate the response to the challenge in time, clients can invoke the **SETTLEROLLUP**(*id*) to settle the TSC. TSC verifies whether the current block time has exceeded the start time of the challenge plus the waiting time τ_w . If the verification is passed, the contract state of TSC becomes frozen. At this time, sequencers can no longer update the state root, and deposit is also not allowed, while the client can withdraw their balance. Note that, to prevent the client's malicious challenge (for example, they do not submit a transaction tx to the sequencer, but carry out a challenge on the chain), the client needs to lock collateral on TSC when initiating a challenge. If the challenge fails, the collateral will be deducted. Besides, the client also needs to submit the $\langle s_{addr}, r_{addr}, v \rangle$ to the TSC, so that sequencers can get the complete message of tx . The waiting time τ_w is set long enough for the sequencers to monitor the challenge from the TSC and reply.

Algorithm 1: Challenge Algorithm of TRollup Smart Contract

```

1: Function Init
2:   ContractState  $\leftarrow$  Active
3:   Chal  $\leftarrow$   $\emptyset$ 
4:   Dep  $\leftarrow$   $\emptyset$ 
5:
6: Function DEPOSIT ( $M_{addr}, T_{addr}, v$ )
7:   Require ContractState = Active
       $\wedge$  value  $>$  0
8:   id  $\leftarrow$  H( $M_{addr},$ , block.timestamp)
9:   Depid.sender  $\leftarrow$   $M_{addr}$ 
10:  Depid.value  $\leftarrow$   $v$ 
11:  Depid.solved  $\leftarrow$  false
12:  Trigger Deposit event
13:
14: Function UPDATESTATE( $QC, S$ )
15:  Require ContractState = Active
       $\wedge$  S.h = height
       $\wedge$  S.preHash = H(Stateheight)
       $\wedge$  VerifyMutiSig( $QC$ )
16:  height  $\leftarrow$  t + 1
17:  Stateheight.root  $\leftarrow$  S
18:
19: Function STARTCHALLENGE ( $M_{addr}, tx, pledge$ )
20:  Require ContractState = Active
       $\wedge$  pledge  $\geq$  PledgeC
21:  id  $\leftarrow$  H( $M_{addr}, tx,$  block.timestamp)
22:  Chalid.tx  $\leftarrow$  tx
23:  Chalid.startChal  $\leftarrow$  block.timestamp
24:  Trigger Challenge event
25:
26: Function RESOLVECHALLENGE ( $id, QC$ )
27:  Require ContractState = Active
       $\wedge$  VerifyMutiSig( $QC$ )
28:  DELETE( $Chal_{id}$ )
29:
30: Function SETTLEROLLUP ( $id$ )
31:  Require ContractState = Active
       $\wedge$  block.time - Chalid.startChal  $>$  Tw
32:  ContractState  $\leftarrow$  Rrozen
33:  Trigger Settle event
34:
35: Function SETTLEWITHDRAW ( $T_{addr}, M_{addr}, b, \delta, \sigma$ )
36:  Require ContractState = Frozen
       $\wedge$  Verify( $T_{saddr}, \sigma$ ) = 1
       $\wedge$  VerifyProof( $\delta, b, T_{saddr}$ ) = 1
37:  REFUND( $M_{addr}, b$ )

```

To withdraw the balance b in account a , the client needs to provide two proofs: (i) the client has the key of account a ; and (ii) the balance in account a is b . First, according to Sec. V-D, the account address a is the public key and the client can generate the signature with the private key, proving their control of account a . Second, the client can get the proof of balance from DAP, *i.e.*, the Merkle proof for the

balance of the client's account. The state root recorded in TSC contains the *AccountRoot*, which is the Merkle root of the account balance. Thus, the DAPs can provide the balance b and proof $\delta \leftarrow state_h.AccountRoot.proof(a, b)$, where a is the address for the account b in TEEROLLUP. Client generates the signature σ for δ with the secret key of account b and invoke **SETTLEWITHDRAW**($T_{addr}, M_{addr}, b, \delta, \sigma$). Finally, TSC verifies the proof of balance and the signature δ . If successful, TSC refund the balance of account b to the client. Thus, every client can redeem their deposit on TSC.

The above design solves the problem that the client's transfer and withdraw (*i.e.*, a transfer to a specific account) transactions are not executed, but the client's deposit is also at risk of not being processed. Thus, in our design, every *deposit* should be confirmed by the sequencers. When clients raise a TTokens request and lock the *deposit* on the TSC, the *deposit* is unsolved, and a timer with a countdown of τ_w is set. Then, sequencers process the *deposit*, issue TTokens for the client, and submit the new state root to TSC. Upon the new state root is confirmed on the main chain, sequencers respond to the *deposit*, and set it to be solved. If the *deposit* is unsolved until τ_w passes, TSC can refund *deposit* to the clients.

F. Data Availability Provider

To minimize on-chain storage expenses, we have relocated the support for data availability off-chain (*i.e.*, data availability providers). For a state root $state_h$, DAPs store the $state_h$, transaction lists txs_h , and Account Tree A_h , which we called the metadata of TEEROLLUP. Alongside the submission of updated states to the TSC, sequencers simultaneously upload the metadata to the DAPs. However, DAPs can act lazy (*e.g.*, withholding data or lazy validation) and pretend as if metadata was stored. Therefore, to motivate DAPs to store metadata diligently, we have designed a laziness penalty game to punish the lazy DAP.

Registration. To ensure that DAPs store the metadata of the state recorded on TSC, we require DAPs to register and lock a specified collateral amount. Here, we present an exemplary representation of a DAP registering on TSC for clarity. Initially, the DAP registers by submitting $\langle D_{addr}, v \rangle_\sigma$ to TSC, where D_{addr} represents the DAP's address (*i.e.*, the public key), and v is the collateral value. Upon receipt, TSC authenticates the signature σ and validates whether v exceeds the minimum requirement value for collateral, denoted as C . If a DAP successfully passes the verification, it is authorized to store the metadata of TEEROLLUP.

Laziness penalty game. We introduce the collateral C and punishment for lazy DAPs to incentivize DAPs. We refer to this component of TSC as the laziness penalty game. Specifically, the client can initiate random data requests to the DAPs, and the node that fails to post a response loses part or all of its collateral (*i.e.*, a slashing of collateral). Once the data request is triggered, the DAPs should respond to the TSC within time l , otherwise, the DAPs will suffer a slashing of collateral. The response consists of the metadata and the Merkle path proof for the metadata.

For the slashing mechanism, we follow the design in [57], which introduced an optimal slashing function for DAPs. In our design, for a system with m DAPs, each DAP stores a copy of the metadata. Thus, any DAP can respond to the request and provide the complete metadata. Besides, the response from DAP can be verified by the TSC, and the invalid response is considered to be a no-response. For a specific data request, the sets $X = \langle x_1, x_2, \dots, x_m \rangle$ represent the reply of DAP. Let $x_i = 1$, if DAP q_i sends a valid data response to TSC, and $x_i = 0$ otherwise. Since this design is a special case for [57], the slashing function for q_i is defined as follows.

$$f_i(x) = \begin{cases} 0 & , i = 1 \\ -C & , \sum_{j=1}^m x_j < 1 \text{ and } x_i = 0 \\ -W - \epsilon & , \sum_{j=1}^m x_j \geq 1 \text{ and } x_i = 0 \end{cases}$$

The TSC slashes the collateral C put up by each DAP that has not sent a valid response before the timeout if there is no valid response. Otherwise, if there is more than one response in the TSC before the timeout, it punishes the non-responsive DAPs by a modest amount, namely $W + \epsilon$, where W is the cost for the DAP to construct and send a response to TSC. Note that ϵ is a small number to prevent the DAP from responding negatively to save the cost W .

VI. SECURITY ANALYSIS

In this section, we analyze the security of TEEROLLUP, and prove that TEEROLLUP satisfies the *Redeemability*, and *Liveness* properties defined in Sec. III-C.

Lemma 1. If a malicious sequencer forges an invalid current state root $state'_h \neq state_h$ to its protected enclave, the new state root $state'_{h+1}$ generated by the enclave will not be accepted by TSC.

Proof. According to the Sec. V-D, the honest enclave generates the $state'_{h+1}$ containing the hash of $state'_h$, i.e., $state'_{h+1}.preHash \leftarrow H(state'_h)$. Thus, if the sequencer submits the $state'_{h+1}$ signed by the enclave, TSC will check whether $state'_{h+1}.preHash$ is equal to $H(state_h)$. Obviously, since $state'_h \neq state_h$, TSC will not accept the $state'_{h+1}$. \square

Lemma 2. If a malicious sequencer with the compromised TEE forges an invalid state root $state'_{h+1}$ with transaction list txs'_{h+1} (i.e., $state'_{h+1}$ cannot be calculated by executing transactions txs'_{h+1} with the initial state $state_h$), TSC will accept the state root.

Proof. By Lemma 1, the sequencer with the protected TEE cannot make the enclave output a forged state by providing the forged input. If the sequencer provides the correct input $state_h$, the enclave will only generate $state_{h+1}$ by executing txs'_{h+1} . This is because the program in the enclave is protected from execution. Thus, the malicious sequencer with protected TEE cannot generate the forged state root $state'_{h+1}$.

According to Sec. III, TEEROLLUP have n sequencers, and up to f types of TEE can be compromised. Thus, the $state'_{h+1}$ can only be signed by at most f types of compromised enclaves of sequencers, i.e., it will not be accepted by TSC. \square

TABLE III: System Parameters.

Parameters	Values
Number of sequencers	5, 10 , 15, 20
Batch size for process transactions	500, 1000, 1500, 2000
The ratio of sequencers running SGX, TDX, and CSV	1:2:2

Theorem 1 (Trust-minimization). Malicious sequencers cannot upload an invalid state accepted by the TSC.

Proof. According to Lemma 1 and Lemma 2, malicious sequencers with uncompromised TEE or compromised TEE cannot forge invalid state roots accepted by the TSC. \square

Theorem 2 (Redeemability and Liveness). If a client submits a transaction tx to sequencers, the transaction will finally be executed or the TSC will be settled (i.e., the deposit of all clients can be redeemed in the main chain).

Proof. According to the challenge mechanism, the client can initiate a challenge, if its transaction is not executed for a long time. Once a challenge is initiated, there are two cases as follows.

- **Case 1.** Sequencers resolve the challenge before the waiting time τ_w passes. In this case, at least $f + 1$ enclaves of sequencers have received the transaction tx . Thus, at least one protected enclave will batch the transaction and execute it to generate a new state root.
- **Case 2.** Sequencers fail to resolve the challenge before the waiting time τ_w passes. As a result, the client can invoke the $SETTLE(id)$ to settle the TSC. TSC is frozen immediately, and any client can redeem their deposit on TSC. \square

VII. PERFORMANCE EVALUATION

We evaluate TEEROLLUP in terms of its on-chain verification costs, throughput, and latency of processing off-chain transactions. We consider two state-of-the-art counterparts, zk-rollups [3] and op-rollups [4]. With various experiments, we answer the following questions:

- **Q1:** How does TEEROLLUP perform in the on-chain cost?
- **Q2:** How does TEEROLLUP perform in throughput and latency?
- **Q3:** How does TEEROLLUP perform compared to zk-rollups and op-rollups?

A. System Implementation and Setup

We build a prototype of TEEROLLUP with Golang [19] and develop the smart contracts using Solidity 0.8.0 [20]. We deploy the smart contracts on the Ethereum test network, Sepolia [21], which implements the EVM consistent with the Ethereum main network. We use Intel SGX [14], Intel TDX [15], and Hygon CSV [18] as the TEE platform [23] in a ratio of 1:2:2 for our experiments. We deployed our evaluation on up to 20 nodes, SGX, TDX, and CSV in a ratio of 1:2:2. Specifically, nodes with SGX, TDX, and CSV run on Aliyun ECS g7t.2xlarge with 8vCPU (Intel®Xeon), 8i.2xlarge with

TABLE IV: Protocol Execution Cost. Execution costs are in USD as per exchange rates of 10 Jun. 2024: ETH/USD 3655.14 and gas price is 20 Gwei (2×10^{-8} ETH).

Methods	Cost	
	Gas	USD
DEPOSIT	48551	3.55
UPDATESTATE	156,263	11.42
STARTCHALLENGE	47,118	3.44
RESOLVECHALLENGE	146,618	10.72
SETTLEROLLUP	29,078	2.13
SETTLEWITHDRAW	124,511	9.10
Simple ETH transfer	21,000	1.54

8vCPU (Intel@Xeon), and g7h.2xlarge with 8vCPU (Hygon C86-3G 7390), respectively. We conduct experiments in a LAN environment with 0.5 ± 0.03 ms and a WAN environment with 25 ± 0.1 ms, each machine is equipped with 3GB bandwidth.

We vary parameters in Table III with default values in bold to evaluate system gas cost, throughput, and latency. The experiment focuses on the cost of the chain and the throughput and delay of off-chain transaction processing. Precisely, cost measures the gas cost for executing functions of the TSC. Throughput measures the number of transactions that sequencers can handle per second. Meanwhile, latency measures the time cost for sequencers to vote and process transactions.

B. On-Chain Cost of Functions

The on-chain execution costs of TEEROLLUP are measured in *gas*, which is a unit that measures the computational effort required to execute operations on Ethereum [22]. The gas consumption depends on the transaction size and execution costs of smart contracts. To make these costs more understandable, we convert gas into USD with a gas price of 20 Gwei (2×10^{-8} ETH) and an ETH price of 3655 USD on 10 June 2024.

Table IV shows our excellent performance in terms of on-chain cost. We measure the complete process of deposit, state update, and challenge on Ethereum when the number of sequencers is 10 (see Sec. V). The **UPDATESTATE** is one of the most gas-consuming methods, which costs about 156K gas (11.42 USD). That is because it includes the verification of the multi-signature of TEEs and the storage of new state on-chain. However, since 2000 transactions are executed for generating a new state, this fee can be only 78 gas (0.006 USD) per transaction, far less than the gas consumption of a Simple ETH transfer (1.54 USD).

In terms of the challenge, a round of challenge-resolve process consists of the **STARTCHALLENGE** and **RESOLVECHALLENGE** methods, which totally require 194K gas (14.16 USD). The **SETTLEROLLUP** and **SETTLEWITHDRAW** methods, which are crucial for the redemption of the client, totally consuming 154K gas (11.23 USD). However, this only occurs when the TEEROLLUP needs to be settled. In

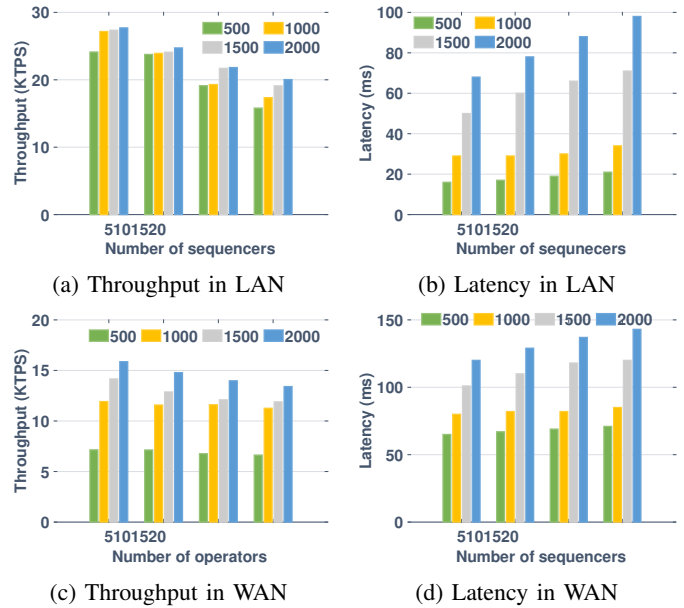


Fig. 4: Transaction processing performance with varying different numbers of sequencers and batch size in LAN and WAN.

normal case, the client’s withdrawal only requires a transfer in TEEROLLUP (see Sec. V-D), which costs 78 gas (0.006 USD).

C. Performance Evaluation

We evaluate two performance metrics: 1) throughput, measured in thousands of transactions per second (KTPS), representing the number of transactions executed per second, and 2) latency measured in milliseconds (ms), denoting the average end-to-end delay from the moment sequencers get the transactions until the submission of the transaction.

Throughput and latency. Fig. 4 illustrates the throughput and latency of TEEROLLUP across varying numbers of sequencers and batch sizes in both LAN and WAN environments. In the LAN environment, throughput shows a modest decrease and latency increases as the number of sequencers rises. This is due to the increase in messaging overhead, causing bandwidth inefficiencies. Throughput exhibits an upward trend with increasing batch size, as larger batch sizes allow TEEROLLUP to process more transactions concurrently. However, latency also increases with batch size because sequencers need more time to process the transactions in larger batches, resulting in higher delays.

In the WAN environment, the throughput and latency exhibit trends similar to those observed in the LAN environment. However, due to increased communication delay, the WAN performance shows lower throughput and higher latency compared to LAN. Additionally, as batch size increases, the rise in latency in the WAN environment is less pronounced than in LAN. This difference occurs because, in WAN, the primary factor affecting latency shifts from transaction processing speed to communication delay.

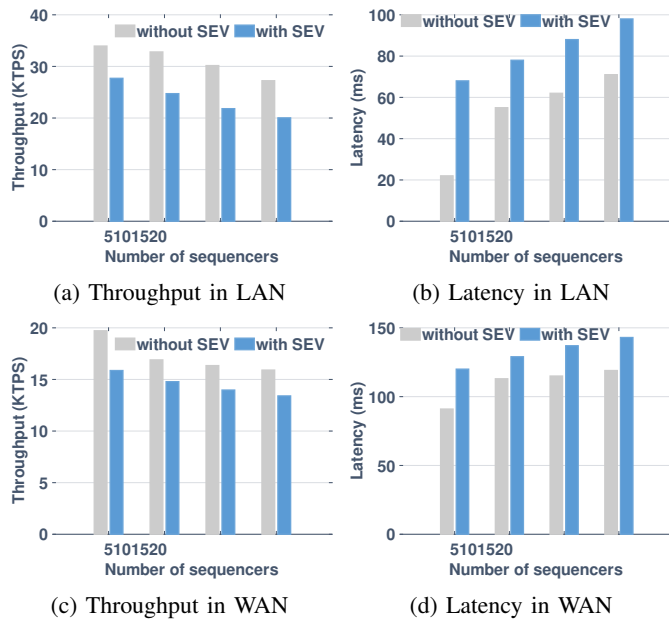


Fig. 5: System performance with/without SEV in LAN and WAN.

TEE overhead. Fig. 5 show the influence of introducing TEE on throughput and latency in LAN and WAN, respectively. The operations executed inside a TEE need encryption and to switch context from the regular execution environment of the host machine, which degrades performance. Thus, TEEs' protection can reduce the throughput and magnify latency. Importantly, even with TEEs' hardware protection in WAN, the reduction in performance does not exceed the acceptable range for users, maintaining a fine balance between security and performance.

D. Comparison with Counterparts

We compare TEEROLLUP with existing rollup schemes, including StarkNet [10], Scroll [28], Optimism [4], and Arbitrum [7]. The average transaction fees for StarkNet and Scroll over the past month were approximately 0.043 USD and 0.114 USD, respectively [6]. The average transaction fees for Optimism and Arbitrum were significantly lower, at 0.012 USD and 0.005 USD, respectively. As demonstrated in Sec. VII-B, the average transaction fee for TEEROLLUP is 0.006 USD with a package size of 2000 (same as StarkNet), which is reduced 86% than that of the StarkNet. Thus, the transaction fee in TEEROLLUP is comparable to those of optimistic rollups. As for throughput, current rollup solutions are constrained by the Ethereum mainnet, which can support up to 3,000 TPS. As shown in Sec. VII-C, TEEROLLUP can achieve throughput exceeding 5000 TPS. Regarding withdrawal times, StarkNet and Scroll offer withdrawals within a few minutes, while Optimism and Arbitrum have a withdrawal period of one week. Although TEEROLLUP must undergo a challenge process when TEEs are unavailable, the withdrawal time during the normal case remains a few minutes.

VIII. CONCLUSION

In this paper, we propose TEEROLLUP, a high-performance, cost-effective rollup solution that leverages TEE to streamline the rollup process efficiently. TEEROLLUP employs a group of sequencers protected by heterogeneous TEEs to process transactions off-chain and DAPs to provide data availability. The cost-efficient challenge mechanism safeguards the redeemability of TEEROLLUP, even when all TEEs are unavailable. Furthermore, TEEROLLUP employs the lazy penalty game to incentivize DAPs to work diligently. The prototype implementation of TEEROLLUP delivers promising results, surpassing existing state-of-the-art approaches in terms of on-chain cost and off-chain processing time.

REFERENCES

- [1] S. Nakamoto, "Bitcoin: A peer-to-peer electronic cash system," 2008.
- [2] T. T. A. Dinh, R. Liu, M. Zhang, G. Chen, B. C. Ooi, and J. Wang, "Untangling blockchain: A data processing view of blockchain systems," *IEEE transactions on knowledge and data engineering*, vol. 30, no. 7, pp. 1366–1385, 2018.
- [3] "Zero-knowledge rollups," <https://ethereum.org/en/developers/docs/scaling/zk-rollups/>.
- [4] "Optimistic rollups," <https://ethereum.org/en/developers/docs/scaling/optimistic-rollups/>.
- [5] A. Kotzer, D. Gandelman, and O. Rottenstreich, "SoK: Applications of sketches and rollups in Blockchain networks," *IEEE Transactions on Network and Service Management*, 2024.
- [6] "Upgradeability of ethereum l2s," <https://l2beat.com/scaling/tvl/>.
- [7] "Arbitrum: Secure scaling for ethereum," <https://arbitrum.io/>.
- [8] "Arbitrum statistics," <https://dune.com/nickpro/arbitrum-statistics/>.
- [9] "Starkware," <https://starkware.co/>.
- [10] "Starknet," <https://www.starknet.io/en/>.
- [11] "Zksync: Scaling ethereum's technology and values," <https://zksync.io/>.
- [12] D. Cerdeira, N. Santos, P. Fonseca, and S. Pinto, "SoK: Understanding the prevailing security vulnerabilities in TrustZone-assisted TEE systems," in *2020 IEEE Symposium on Security and Privacy (S&P)*. IEEE, 2020, pp. 1416–1432.
- [13] K. Murdock, D. Oswald, F. D. Garcia, J. Van Bulck, D. Gruss, and F. Piessens, "Plundervolt: Software-based fault injection attacks against Intel SGX," in *2020 IEEE Symposium on Security and Privacy (S&P)*. IEEE, 2020, pp. 1466–1482.
- [14] F. McKeen, I. Alexandrovich, A. Berenzon, C. V. Rozas, H. Shafi, V. Shanbhogue, and U. R. Savagaonkar, "Innovative instructions and software model for isolated execution." *Hasp@ isca*, vol. 10, no. 1, 2013.
- [15] "Intel Trust Domain Extensions," <https://www.intel.com/content/www/us/en/developer/articles/technical/intel-trust-domain-extensions.html/>.

- [16] M. Li, L. Wilke, J. Wichelmann, T. Eisenbarth, R. Teodorescu, and Y. Zhang, “A systematic look at ciphertext side channels on AMD SEV-SNP,” in *2022 IEEE Symposium on Security and Privacy (S&P)*. IEEE, 2022, pp. 337–351.
- [17] B. Ngabonziza, D. Martin, A. Bailey, H. Cho, and S. Martin, “Trustzone explained: Architectural features and use cases,” in *2016 IEEE 2nd International Conference on Collaboration and Internet Computing (CIC)*. IEEE, 2016, pp. 445–451.
- [18] X. Dong, Y. Lu, L. Guo, C. Li, Q. Ni, B. Wu, H. Wang, L. Yang, S. Wu, Q. Sun *et al.*, “PICOTEES: A privacy-preserving online service of phenotype exploration for genetic-diagnostic variants from chinese children cohorts,” *Journal of Genetics and Genomics*, vol. 51, no. 2, pp. 243–251, 2024.
- [19] “Golang,” <https://go.dev/>.
- [20] “Solidity documentation,” <https://docs.soliditylang.org/en/v0.8.7/>.
- [21] “Sepolia,” <https://github.com/eth-clients/sepolia/>.
- [22] “Ethereum,” <https://ethereum.org/en/>.
- [23] A. SEV-SNP, “Strengthening VM isolation with integrity protection and more,” *White Paper, January*, vol. 53, pp. 1450–1465, 2020.
- [24] L. T. Thibault, T. Sarry, and A. S. Hafid, “Blockchain scaling using rollups: A comprehensive survey,” *IEEE Access*, vol. 10, pp. 93 039–93 054, 2022.
- [25] S. Chaliasos, D. Firsov, and B. Livshits, “Towards a formal foundation for blockchain rollups,” *arXiv preprint arXiv:2406.16219*, 2024.
- [26] “StarkEx: A Layer-2 scalability engine, live on ethereum mainnet,” <https://starkware.co/starkex/>.
- [27] M. Petkus, “Why and how zk-snark works,” *arXiv preprint arXiv:1906.07221*, 2019.
- [28] “Scroll: Native zkEVM layer 2 for Ethereum,” <https://scroll.io>.
- [29] T. Lavour, J. Detchart, J. Lacan, and C. P. Chanel, “Modular zk-rollup on-demand,” *Journal of Network and Computer Applications*, vol. 217, p. 103678, 2023.
- [30] T. Lavour, J. Lacan, and C. P. Chanel, “Enabling blockchain services for ioe with zk-rollups,” *Sensors*, vol. 22, no. 17, p. 6493, 2022.
- [31] C. Huang, R. Song, S. Gao, Y. Guo, and B. Xiao, “Data availability and decentralization: New techniques for zk-Rollups in layer 2 Blockchain networks,” *arXiv preprint arXiv:2403.10828*, 2024.
- [32] “EIP-4844: Shard blob transactions,” <https://eips.ethereum.org/EIPS/eip-4844>.
- [33] “Confidential Compute Architecture,” <https://www.arm.com/architecture/security-features/arm-confidential-compute-architecture/>.
- [34] W. Mao, P. Jiang, and L. Zhu, “Btaa: Blockchain and TEE-assisted authentication for IoT systems,” *IEEE Internet of Things Journal*, vol. 10, no. 14, pp. 12 603–12 615, 2023.
- [35] J. Lind, O. Naor, I. Eyal, F. Kelbert, E. G. Sirer, and P. Pietzuch, “Teechain: A secure payment network with asynchronous blockchain access,” in *Proceedings of the 27th ACM Symposium on Operating Systems Principles*, 2019, pp. 63–79.
- [36] T. Frassetto, P. Jauernig, D. Koisser, D. Kretzler, B. Schlosser, S. Faust, and A.-R. Sadeghi, “POSE: Practical off-chain smart contract execution,” *arXiv preprint arXiv:2210.07110*, 2022.
- [37] Z. Xu and L. Chen, “L2chain: Towards high-performance, confidential and secure layer-2 blockchain solution for decentralized applications,” *Proceedings of the VLDB Endowment*, vol. 16, no. 4, pp. 986–999, 2022.
- [38] W. Wang, S. Deng, J. Niu, M. K. Reiter, and Y. Zhang, “ENGRAFT: Enclave-guarded Raft on Byzantine faulty nodes,” in *Proceedings of the 2022 ACM SIGSAC Conference on Computer and Communications Security*, ser. CCS ’22, New York, NY, USA, 2022, p. 2841–2855.
- [39] Q. Ren, Y. Li, Y. Wu, Y. Wu, H. Lei, L. Wang, and B. Chen, “DeCloak: Enable secure and cheap multi-party transactions on legacy blockchains by a minimally trusted TEE network,” *IEEE Transactions on Information Forensics and Security*, vol. 19, pp. 88–103, 2024.
- [40] H. Huang, J. Zhang, J. Hu, Y. Fu, and C. Qin, “Research on distributed dynamic trusted access control based on security subsystem,” *IEEE Transactions on Information Forensics and Security*, vol. 17, pp. 3306–3320, 2022.
- [41] Z. Yin, B. Zhang, J. Xu, K. Lu, and K. Ren, “Bool network: An open, distributed, secure cross-chain notary platform,” *IEEE Transactions on Information Forensics and Security*, vol. 17, pp. 3465–3478, 2022.
- [42] M. Li, Y. Zhang, H. Wang, K. Li, and Y. Cheng, “CIPHERLEAKS: Breaking constant-time cryptography on AMD SEV via the ciphertext side channel,” in *30th USENIX Security Symposium (USENIX Security 21)*, 2021, pp. 717–732.
- [43] M. Li, Y. Zhang, Z. Lin, and Y. Solihin, “Exploiting unprotected I/O operations in AMD’s secure encrypted virtualization,” in *28th USENIX Security Symposium (USENIX Security 19)*, 2019, pp. 1257–1272.
- [44] M. Li, Y. Zhang, and Z. Lin, “Crossline: Breaking “security-by-crash” based memory isolation in AMD SEV,” in *Proceedings of the 2021 ACM SIGSAC Conference on Computer and Communications Security*, 2021, pp. 2937–2950.
- [45] G. Scopelliti, S. Pouyanrad, J. Noorman, F. Alder, C. Baumann, F. Piessens, and J. T. Mühlberg, “End-to-end security for distributed event-driven enclave applications on heterogeneous TEEs,” *ACM Trans. Priv. Secur.*, vol. 26, no. 3, jun 2023.
- [46] C. Liu, X. S. Wang, K. Nayak, Y. Huang, and E. Shi, “OblivM: A programming framework for secure computation,” in *2015 IEEE Symposium on Security and Privacy*. IEEE, 2015, pp. 359–376.
- [47] F. Lang, W. Wang, L. Meng, J. Lin, Q. Wang, and L. Lu, “MoLE: Mitigation of side-channel attacks against SGX via dynamic data location escape,” in *Proceedings of the 38th Annual Computer Security Applications Conference*, 2022, pp. 978–988.
- [48] “Multi-prover AVS (Eigenlayer).” <https://docs.ata.network/tee-overview/multi-prover-avs-eigenlayer>.

- [49] S. Matetic, M. Ahmed, K. Kostianen, A. Dhar, D. Sommer, A. Gervais, A. Juels, and S. Capkun, “ROTE: Roll-back protection for trusted execution,” in *26th USENIX Security Symposium (USENIX Security 17)*, 2017, pp. 1289–1306.
- [50] W. Peng, X. Li, J. Niu, X. Zhang, and Y. Zhang, “Ensuring state continuity for confidential computing: A blockchain-based approach,” *IEEE Transactions on Dependable and Secure Computing*, pp. 1–14, 2024.
- [51] J. Niu, W. Peng, X. Zhang, and Y. Zhang, “Narrator: Secure and practical state continuity for trusted execution in the cloud,” in *Proceedings of the 2022 ACM SIGSAC Conference on Computer and Communications Security*, ser. CCS ’22, 2022, p. 2385–2399.
- [52] S. Zhang and J.-H. Lee, “Analysis of the main consensus protocols of blockchain,” *ICT express*, vol. 6, no. 2, pp. 93–97, 2020.
- [53] W. Zou, D. Lo, P. S. Kochhar, X.-B. D. Le, X. Xia, Y. Feng, Z. Chen, and B. Xu, “Smart contract development: Challenges and opportunities,” *IEEE transactions on software engineering*, vol. 47, no. 10, pp. 2084–2106, 2019.
- [54] R. Pass, E. Shi, and F. Tramer, “Formal abstractions for attested execution secure processors,” in *Advances in Cryptology—EUROCRYPT 2017: 36th Annual International Conference on the Theory and Applications of Cryptographic Techniques, Paris, France, April 30–May 4, 2017, Proceedings, Part I 36*. Springer, 2017, pp. 260–289.
- [55] E. Buchman, “Tendermint: Byzantine fault tolerance in the age of blockchains,” Ph.D. dissertation, University of Guelph, 2016.
- [56] “On-chain remote attestation verification.” <https://github.com/PufferFinance/rave/>.
- [57] E. N. Tas and D. Boneh, “Cryptoeconomic security for data availability committees,” in *International Conference on Financial Cryptography and Data Security*. Springer, 2023, pp. 310–326.