

# An Effective Approach to Embedding Source Code by Combining Large Language and Sentence Embedding Models

ZIXIANG XIAN, Macau University of Science and Technology, China

CHENHUI CUI, Macau University of Science and Technology, China

RUBING HUANG, Macau University of Science and Technology, China and Macau University of Science and Technology Zhuhai MUST Science and Technology Research Institute, China

CHUNRONG FANG, Nanjing University, China

ZHENYU CHEN, Nanjing University, China

The advent of large language models (LLMs) has significantly advanced artificial intelligence (AI) in software engineering (SE), with source code embeddings playing a crucial role in tasks such as source code clone detection and source code clustering. However, existing methods for source code embedding, including those based on LLMs, often rely on costly supervised training or fine-tuning for domain adaptation. This paper proposes a novel approach to embedding source code by combining large language and sentence embedding models. This approach attempts to eliminate the need for task-specific training or fine-tuning and to effectively address the issue of erroneous information commonly found in LLM-generated outputs. To evaluate the performance of our proposed approach, we conducted a series of experiments on three datasets with different programming languages by considering various LLMs and sentence embedding models. The experimental results have demonstrated the effectiveness and superiority of our approach over the state-of-the-art unsupervised approaches, such as SourcererCC, Code2vec, InferCode, TransformCode, and LLM2Vec. Our findings highlight the potential of our approach to advance the field of SE by providing robust and efficient solutions for source code embedding tasks.

CCS Concepts: • **Computing methodologies** → **Learning latent representations**; • **Software and its engineering** → **Automated static analysis**; • **Information systems** → **Summarization**.

Additional Key Words and Phrases: Source Code Embedding, Large Language Models, Embedding Models, Zero-Shot Learning

## ACM Reference Format:

Zixiang Xian, Chenhui Cui, Rubing Huang, Chunrong Fang, and Zhenyu Chen. 2025. An Effective Approach to Embedding Source Code by Combining Large Language and Sentence Embedding Models. *J. ACM* 37, 4, Article 4 (June 2025), 28 pages. <https://doi.org/XXXXXXXX.XXXXXXX>

## 1 INTRODUCTION

Over the past decade, artificial intelligence (AI) has gained significant traction within the field of software engineering (SE). The integration of AI into SE practices aims to enhance the efficiency

---

Authors' addresses: Zixiang Xian, 3220001352@student.must.edu.mo, Macau University of Science and Technology, Taipa, Macau, China; Chenhui Cui, Macau University of Science and Technology, Taipa, Macau, China, 3230002105@student.must.edu.mo; Rubing Huang, Macau University of Science and Technology, Taipa, Macau, China, rbhuang@must.edu.mo and Macau University of Science and Technology Zhuhai MUST Science and Technology Research Institute, Zhuhai, Guangdong Province, China, 519099; Chunrong Fang, Nanjing University, Nanjing, Jiangsu, China, fangchunrong@nju.edu.cn; Zhenyu Chen, Nanjing University, Nanjing, Jiangsu, China, zychen@nju.edu.cn.

---

Permission to make digital or hard copies of all or part of this work for personal or classroom use is granted without fee provided that copies are not made or distributed for profit or commercial advantage and that copies bear this notice and the full citation on the first page. Copyrights for components of this work owned by others than the author(s) must be honored. Abstracting with credit is permitted. To copy otherwise, or republish, to post on servers or to redistribute to lists, requires prior specific permission and/or a fee. Request permissions from [permissions@acm.org](mailto:permissions@acm.org).

© 2025 Copyright held by the owner/author(s). Publication rights licensed to ACM.

0004-5411/2025/6-ART4 \$15.00

<https://doi.org/XXXXXXXX.XXXXXXX>

and effectiveness of software development processes, thereby boosting productivity and fostering innovation. A key milestone in this integration has been the advent of pre-trained models (PTMs). PTMs such as CodeBERT [12] and CodeT5 [50] have been trained on vast datasets of source code, demonstrating a profound understanding of various programming languages. However, despite their impressive capabilities, PTMs often require fine-tuning based on task-specific data to achieve optimal performance in specialized SE tasks. This fine-tuning process involves adapting the model to the specific requirements of the target task, ensuring that the model can produce accurate and relevant results. While fine-tuning significantly enhances the model's performance, it demands substantial computational resources. Additionally, the need for large amounts of labeled data for fine-tuning poses a significant challenge for using PTMs.

The introduction of LLMs like GPT-3 [6] and GPT-4 [1] from OpenAI, as well as GLM3 and GLM4 from Tsinghua University and Zhipu AI [16], has greatly advanced the field. These LLMs are known for their impressive zero-shot learning abilities due to their vast pre-trained knowledge. This allows them to handle certain tasks without extra training or fine-tuning [4], which is a big advantage over PTMs. Models like CodeRetriever [33] and CodeT5+ [49], trained on large datasets and using advanced architectures, have significantly improved in generating source code. They use large-scale contrastive pre-training, making source code retrieval and generation more efficient and accurate.

While LLMs excel at generating natural language, they face challenges in many SE tasks like source code clustering or code-to-code search, which often require specific training or fine-tuning to create embeddings. Researchers are exploring the potential of LLMs for this purpose. Studies have shown that LLMs are strong text encoders, capable of creating high-quality embeddings that understand and reflect textual meanings and relationships [58]. For instance, Khajezade et al. [27] used prompt templates to ask LLMs directly if two code pieces are clones, avoiding intermediate source code embeddings. However, this method sometimes leads to incorrect answers due to LLMs' fixed context length, which limits their ability to process long source code snippets, causing erroneous responses. Despite their impressive zero-shot learning capabilities, LLMs face significant challenges in downstream SE tasks. First, each LLM has a fixed context length, limiting the amount of input it can process at once. This is problematic for tasks like source code clustering and code-to-code search, which require processing large source code fragments. When the input exceeds the context length, LLMs may produce error messages or malfunction. Second, LLMs often produce incorrect responses in complex tasks like code-clone detection. For example, an LLM might incorrectly assess the similarity between two source code fragments, determining that they have similar functionality but mistakenly responding "no", indicating it did not recognize the samples as clone pairs. This issue undermines the reliability of LLMs in accurately identifying source code clones. Further details on these challenges are provided in Section 2.

To tackle the issues with using LLMs for SE tasks, it is beneficial to convert source code fragments into source code embeddings. Source code embeddings are vector spaces that convert source code into meaningful vectors, which can be used for various downstream tasks. Some existing methods use LLMs to generate source code embeddings by leveraging their zero-shot learning abilities, but these methods often require extensive resources for training or fine-tuning. To overcome these challenges, we introduce a novel approach. This approach uses the zero-shot learning capabilities of LLMs and sentence embedding models to generate high-quality source code embeddings without any training or fine-tuning, making it applicable to a wider range of SE tasks. Our approach uses LLMs to create summaries of source code fragments, which are then converted into source code embeddings through sentence embedding models. These source code embeddings can be used in various tasks, such as source code clone detection and source code clustering. Our approach addresses common issues in software engineering tasks, providing an efficient and resource-effective

solution. By eliminating the need for extensive training data and fine-tuning, our approach enhances the accuracy and reliability of source code embeddings while significantly reducing computational overhead, making it practical for real-world applications. Compared with other frameworks, our proposed approach has several significant advantages for learning source code embeddings:

- **Advantage 1:** It is flexible to generate source code embeddings using any LLMs and sentence embedding models. This flexibility makes our method versatile and capable of supporting various downstream tasks that require source code embeddings. For instance, it can be used for detecting and classifying source code clones, as well as for the unsupervised clustering of source code fragments. For instance, we can apply model selection and a Gaussian-based mixture model [53–55] to cluster source code fragments using the embeddings generated by our approach, without the need for any labels.
- **Advantage 2:** It does not depend on prior training or fine-tuning, making it inherently scalable across various programming languages. Unlike traditional approaches that often necessitate substantial model sizes or extensive training data, our technique is capable of generating source code embeddings directly from the source code. This eliminates the need for any preliminary training or fine-tuning procedures. Such efficiency is particularly advantageous for real-world applications with limited computational resources and labeled data.
- **Advantage 3:** It employs a late interaction approach to efficiently convert source code fragments into embeddings for code-clone detection, significantly reducing both the time complexity and the number of required LLM calls. This method improves the efficiency of tasks involving source-code pairs, such as code-clone detection. Unlike traditional LLM-based methods that necessitate individual examination of each source-code pair, our approach leverages the zero-shot capabilities of LLMs to transform each source code fragment into embeddings. These embeddings are then utilized for further interaction computations, thereby reducing the number of LLM calls and the length of the LLM’s input context.
- **Advantage 4:** It mitigates the issue of generating erroneous responses in LLMs by breaking down the task into smaller, more manageable steps. A motivating example of erroneous response generation in LLMs can be found in Section 2.1. Our approach employs LLMs solely to extract the semantics of code, which are then transformed into embeddings for subsequent downstream SE tasks, implemented as a form of late interaction. By limiting the application of LLMs to source-code semantics extraction, we reduce the potential for errors and enhance the reliability of the generated embeddings.

This paper introduces an innovative approach for generating source code embeddings from arbitrary datasets, which can be utilized for various SE tasks. **To the best of our knowledge, this is the first work to employ large language and sentence embedding models to generate source code embeddings without requiring any training or fine-tuning.** Our main contributions to this paper are listed as follows:

- (1) We first introduce a novel and effective approach that integrates LLMs and sentence embedding models to generate source code embeddings from unlabeled source code without requiring any training or fine-tuning. This approach is designed to be LLM-independent, allowing the use of any LLM, whether open-source or proprietary.
- (2) We propose a comprehensive pipeline to relieve two significant issues associated with LLMs: erroneous responses and context-length limitations. Our approach effectively mitigates the issue of erroneous responses, ensuring the generated content is accurate and reliable. Additionally, it mitigates the constraints imposed by the limited context length of LLMs.

```
{source code1}, {source code2},
Do source code 1 and source code 2 solve identical problems with the
same inputs and outputs? answer with yes or no and no explanation.
```

Fig. 1. An improved prompt for code-clone detection.

- (3) Our approach demonstrates strong performance on SE tasks. We evaluate its effectiveness on several source code-related tasks under different configurations, and demonstrate its superiority over existing methods such as SourcererCC [42], Code2vec [3, 25], InferCode [7], TransformCode [56], and LLM2Vec [5].
- (4) Our approach pioneers the integration of LLMs to generate high-quality source code embeddings. These embeddings can be effectively applied to various downstream SE tasks. By leveraging the capabilities of LLMs, our method provides a novel direction for the community to explore and utilize advanced source-code representations.

The remainder of this paper is structured as follows: Section 2 presents motivating examples for our approach. Section 3 introduces our novel approach for source code embedding. Section 4 presents the experimental design, including research questions, downstream tasks, datasets, and independent and dependent variables. Section 5 presents an extensive comparison of our proposed method against existing unsupervised code-embedding techniques. Section 6 provides some related work about source code embedding, and also discusses LLMs and sentence embedding models. Finally, Section 7 concludes this paper and outlines some potential future work.

## 2 MOTIVATING EXAMPLES

This section provides two motivating examples for our method: *erroneous responses* and *late interaction*.

### 2.1 Erroneous Responses in LLM

LLMs often struggle to produce erroneous responses, which can lead to incorrect outputs and unreliable results [57]. This issue is particularly evident in scenarios where LLMs are tasked with identifying whether two pieces of source code are clones. Although LLMs might possess a comprehensive understanding of the codes' functionalities, they frequently fail to accurately determine source-code cloning [27]. To address this challenge, Khajezade et al. [27] proposed an enhanced prompting strategy. Rather than directly querying whether the codes are clones, they advocated for a more precise inquiry: asking if the two codes yield identical inputs and outputs. This nuanced approach aims to reduce the incidence of erroneous responses by aligning the evaluation of the LLM with the functional equivalence of the codes, as illustrated in Figure 1. This approach constrains the LLMs to respond with either "Yes" for clone pairs or "No" for non-clone pairs, thereby enhancing the accuracy of the responses:

We examine two source-code samples from the POJ-104 dataset<sup>1</sup>, as illustrated in Figure 2. Using these samples as a case study, we prompted GPT-3.5 turbo with a specifically designed template to determine if the samples are clone pairs. Consistently, the model responded with "no" indicating that it did not recognize the samples as clone pairs. However, according to the dataset, these samples share a label of 85, signifying they are indeed clone pairs. This discrepancy highlights a significant

<sup>1</sup>CodeXGLUE: <https://github.com/microsoft/CodeXGLUE>.

```

1 int main() {
2     int n;
3     int a[100000];
4     int b[100000];
5     cin >> n;
6     for (int t = 0; t < n; t++) {
7         a[t] = 0;
8         b[t] = 0;
9     }
10    int i, j;
11    while (cin >> i) {
12        cin >> j;
13        if (i == 0 && j == 0)
14            break;
15        else {
16            a[i]++;
17            b[j]++;
18        }
19    }
20    for (int r = 0; r < n; r++) {
21        if (a[r] == 0 && b[r] == n - 1)
22            {
23                cout << r << endl;
24            }
25    }
26 }

```

Listing 1. A sample of C source code 1.

```

1 int ren[1000000][2], ming
  [1000000][2];
2 int main() {
3     int n, i = 0, num = 0;
4     memset(ming, 0, sizeof(ming));
5     cin >> n;
6     while (1) {
7         cin >> ren[i][0] >> ren[i][1];
8         if (ren[i][0] == 0 && ren[i][1]
9             == 0)
10            break;
11        else {
12            ming[ren[i][0]][0]++;
13            ming[ren[i][1]][1]++;
14        }
15        i++;
16    }
17    for (i = 0; i < n; i++) {
18        if (ming[i][0] == 0 && ming[i]
19            [1] == n - 1) {
20            cout << i << endl;
21            num++;
22        }
23    }
24    if (num == 0)
25        cout << "NOT FOUND" << endl;
26    return 0;
27 }

```

Listing 2. A sample of C source code 2.

Fig. 2. An example of source code clone in C.

issue: Despite employing a newly designed prompt, LLMs like GPT-3.5 turbo can still produce erroneous responses. This case study underscores the need for further refinement in the workflow of utilizing LLMs for software engineering tasks like code-clone detection.

The above case study shows that erroneous responses from LLMs often stem from complex workflows. For instance, in the context of code-clone detection, LLMs are tasked with summarizing the functionalities of two source-code pairs and subsequently determining whether they are clones. Despite the LLMs' ability to accurately summarize the functionalities of the source-code pairs, the extended and complex nature of this workflow can lead to erroneous results. These erroneous responses occur when the model generates outputs that deviate from the actual intent or factual correctness.

## 2.2 Late Interaction

While LLMs have significantly advanced the field of software engineering, they still encounter notable limitations in specific tasks due to their restricted context length. The context length of an LLM is fixed and limited, and increasing it requires substantial GPU resources for retraining or

```

1 {
2   "error": {
3     "message": "This model's maximum context length is 4096 tokens. However
4     , you requested 4105 tokens (4008 in the messages, 97 in the completion
5     ). Please reduce the length of the messages or completion.", "type": "
        invalid_request_error", "param": "messages", "code": "
        context_length_exceeded"
6   }
7 }
    
```

Fig. 3. Error message from GPT-3.5 Turbo.

fine-tuning. Context length refers to the maximum number of tokens (words, punctuation, etc.) the model can process at once, encompassing both the input and output of the LLMs.

For instance, the standard GPT-3.5 Turbo has a maximum context length of 4,096 tokens. This limitation is insufficient for completing software engineering tasks such as classifying, clustering, and searching code. As illustrated in Figure 2, processing a single source code fragment can consume a significant portion of the context length (Using GPT-3.5 Turbo as an example): Listing 1 requires 164 tokens; while Listing 2 requires 202 tokens. Given the average token count of 160 per source code fragment, GPT-3.5 Turbo can only handle approximately 25 source code fragments simultaneously, which is inadequate for source-code datasets. Even with the extended GPT-3.5 Turbo 16k, which has a maximum context length of 16,385 tokens, the model can only process around 100 source code fragments when the average token count per fragment is 160. In this paper, we utilize the standard GPT-3.5 Turbo with a maximum context length of 4,096 tokens. An example of an error message encountered due to exceeding the context length in GPT-3.5 Turbo is shown in Figure 3.

Similarly, in code-to-code search, the limited context length poses a challenge, as it hinders the model’s ability to effectively match and retrieve relevant source-code segments. SE tasks often require the processing and analysis of large volumes of source code fragments, which is constrained by the limited context length.

Another significant concern is the high cost associated with the tokens required for LLMs in SE tasks. For instance, as illustrated in Figure 4, in the task of source code clone detection, there are

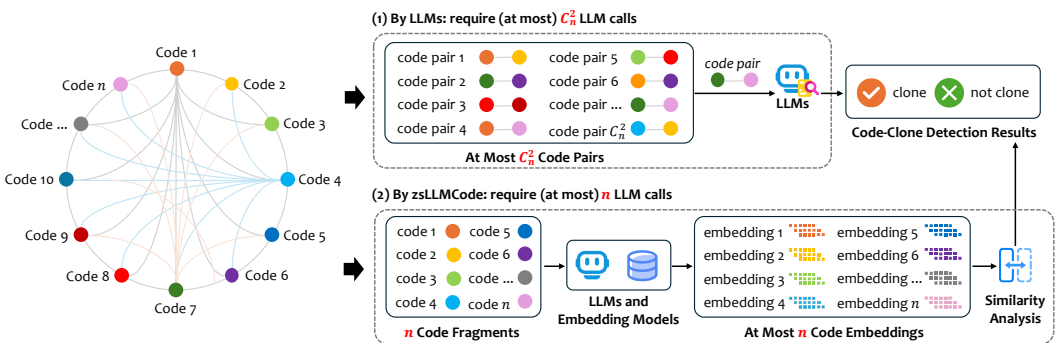


Fig. 4. source code clone detection example for our approach and using LLM directly.

$n$  unique source code fragments that need to be analyzed. These fragments can form  $C_n^2$  possible pairs, each of which requires a separate LLM call for evaluation. Consequently, using LLMs for this task requires a huge number of token-based computations, which is very expensive and inefficient. Additionally, the time and computational resources needed to handle so many calls make it hard to use LLMs effectively for SE tasks.

In the previous examples for SE tasks, we noted that using LLMs to analyze a large number of source-code snippets at the same time is not practical or scalable. This challenge is particularly evident in code-clone detection, where LLMs must analyze each pair of codes individually without the benefit of caching, making the process inefficient. Inspired by these examples, we propose a late interaction method for SE tasks. Instead of using LLMs to directly find interactions between source-code snippets in one LLM call, we suggest using LLMs to extract the semantic meaning of the source code and convert it into embeddings. These embeddings can then be used later for calculations, a process we refer to as “late interaction” in this paper.

However, current LLMs are not designed to generate source code embeddings directly; they produce natural language output, which is unsuitable for the tasks we discussed. Additionally, when used for complex tasks, LLMs often produce incorrect results. To overcome these issues, we propose breaking down the workflow into smaller, more manageable steps. Specifically, we use LLMs primarily for summarizing the source code and then apply embedding models to convert these summaries into vector representations. As a result shown in Figure 4, this approach significantly improves the efficiency of code-clone detection, reducing the complexity from  $O(n^2)$  with traditional LLM methods to  $O(n)$ .

This approach aims to improve the accuracy and reliability of SE tasks by reducing the risk of incorrect results through a more structured and step-by-step process.

### 3 APPROACH

In this paper, we introduce a novel and efficient approach for source code embedding that leverages zero-shot learning with LLMs. Figure 5 presents the framework of our approach, which mainly consists of four manageable steps: (1) uniform prompt design; (2) source-code summaries and storage; (3) source code embedding generation; and support for (4) downstream tasks. For ease of description, the term “code” represents “source code” in the rest of this study, unless explicitly stated.

#### 3.1 Uniform Prompt Design

In this step, our objective is to propose a standardized prompt template based on the English language, which can subsequently be translated into various languages to ensure its applicability across diverse sentence models. This approach aims to facilitate the creation of prompts that are

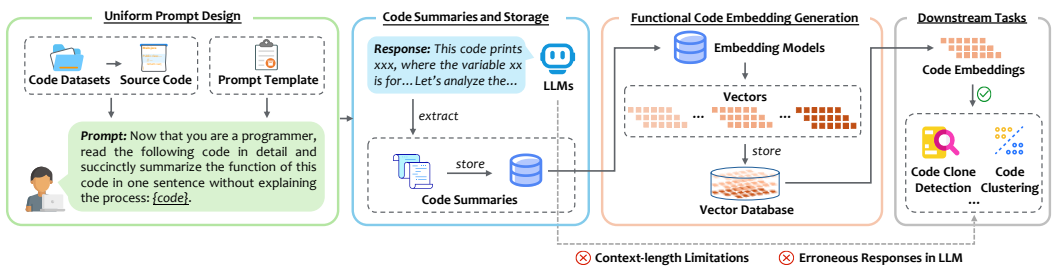


Fig. 5. The framework of our approach.

Now that you are a programmer, read the following code in detail and succinctly summarize the function of this code in one sentence without explaining the process:  
code

Fig. 6. Example templates of the designed prompt.

both consistent and adaptable for different language models. However, there are two crucial considerations when designing the prompt template: (1) the function of the code should be summarized in one sentence; and (2) avoid LLMs from providing any explanatory content. The first aspect arises from the limitations of sentence embedding models used in our approach: Sentence embedding models are pre-trained on sentence pairs, typically formatted as single sentences. Consequently, LLMs must generate one-sentence code summaries to maintain compatibility with the sentence embedding models. The second aspect stems from the phenomenon that LLMs tend to provide excessive details at the beginning or the end of the responses. This phenomenon can introduce variability and uncertainty into our approach. To mitigate this risk, we instruct LLMs to refrain from any explanations. However, some LLMs may still include detailed explanations, and the code summary is consistently presented in the first sentence. To address this issue, we only obtain a reliable summary from the first sentence of the response for every code fragment.

The flexibility of our approach allows the extension of various languages to accommodate embedding models trained in specific languages. When using different language-based prompts for LLMs, the generated summaries will be different according to the language used. For example, Figure 6 presents an example template of the designed prompt in English.

### 3.2 Code Summaries and Storage

In this step, our approach focuses on using LLMs to generate concise code summaries based on previously designed prompts. Our method involves extracting the first sentence from the LLMs' responses and using it as the code summary. It's essential to note that the LLMs will respond in the same language as the prompts given. Once the code summaries are generated, they are stored as intermediate semantic representations of the code, which can be used in subsequent steps. For convenience, these code summaries are stored in the JSON format, although other storage formats can also be used. Figure 7 shows an example of C code and its corresponding code summary generated by GPT-3.5 Turbo [17].

In code-clone detection tasks, traditional LLM-based approaches must combine two code fragments as input into prompts for LLMs. If two code fragments are lengthy, the input may exceed the context-length limitations of each session with LLMs, which could result in incomplete or incorrect responses. Our approach can effectively address these two issues by summarizing each long code fragment individually to avoid sending both code fragments to the LLM simultaneously, which provides more accurate and reliable code summaries for the downstream tasks.

Moreover, traditional LLM-based approaches often necessitate adjusting the prompt template to suit specific downstream tasks, even when dealing with the same dataset. Such frequent modifications can be time-consuming and resource-intensive. Our approach introduces a storage mechanism that captures and stores extracted code summaries along with the corresponding code fragments of each dataset. In our approach, we persist all code summaries to disk in the JSON format for each dataset. Specifically, by generating code summaries only once for each dataset, we eliminate the

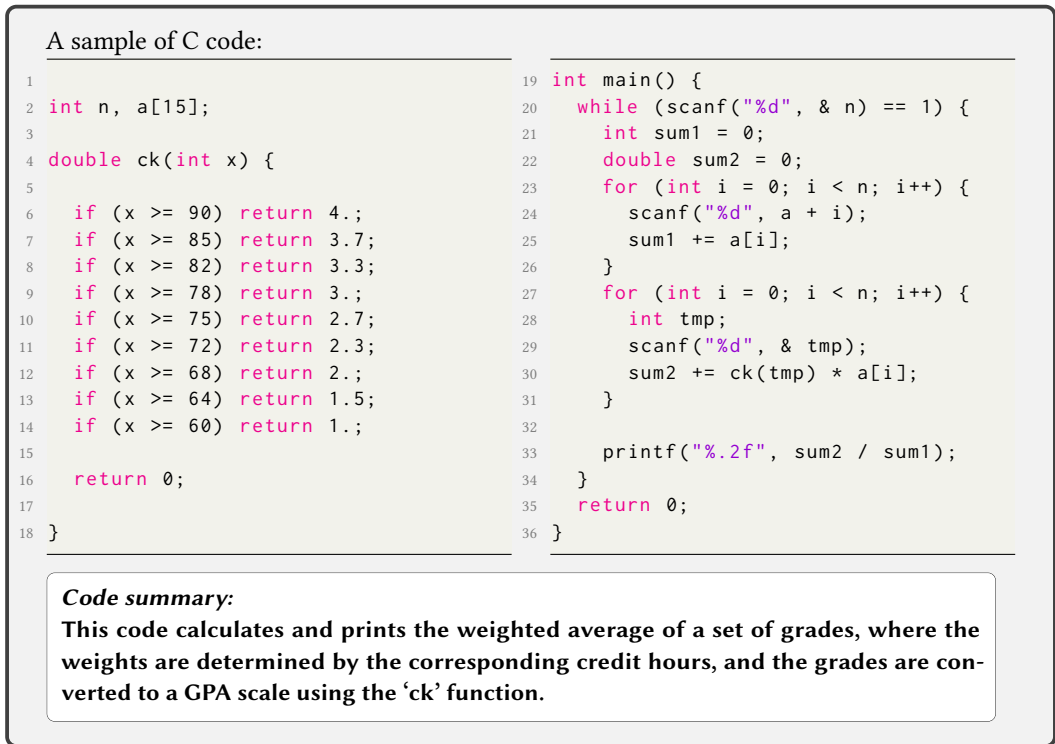


Fig. 7. A sample of C code and its summary.

need for repetitive computations. All LLM-generated code summaries are stored, allowing them to be utilized in various downstream tasks.

### 3.3 Code Embedding Generation

In this step, our primary objective is to generate code embeddings by converting code summaries obtained from the previous stage into vector representations. This conversion is achieved using language-specific sentence embedding models. These pre-trained sentence embedding models effectively transform the code summaries into embeddings, encapsulating the semantic information inherent in the code.

To ensure consistency, our prompt design enables LLMs to generate one-sentence code summaries. These concise summaries are then efficiently converted into code embeddings by sentence embedding models. It is crucial to highlight that these models only support code summaries in the same language. For instance, certain sentence embedding models are exclusively pre-trained in English, thus restricting their application to English code summaries.

Moreover, the uniform design of the prompt not only standardizes the code summary generation process but also enhances the model's ability to produce high-quality embeddings. This consistency is vital for accurate representation and subsequent analysis of the code. It is essential to note that the choice of sentence embedding models directly impacts the quality and applicability of the generated embeddings. As such, selecting the appropriate model is a critical consideration in this process.

Furthermore, the flexibility of our approach allows for the integration of different sentence embedding models, accommodating future advancements and ensuring that our method remains adaptable to evolving technologies. This adaptability is particularly important as it enables the incorporation of newer, more sophisticated models, thereby enhancing the robustness and effectiveness of our code embedding generation framework.

### 3.4 Downstream Tasks

The framework of our approach is capable of generating code embeddings without the necessity of training or utilizing labeled data, making it an extremely valuable tool for various downstream tasks within the realm of software engineering. In this paper, we will illustrate how our approach can be effectively applied to unsupervised code-clone detection across multiple programming language datasets and code clustering. Our approach leverages pre-trained LLMs and sentence embedding models to perform the aforementioned software engineering tasks. The results from our experiments demonstrate that our approach significantly outperforms all existing unsupervised learning methods.

In comparison to traditional LLM-based approaches, our method demonstrates greater efficiency and cost-effectiveness, owing to the reduced number of LLM calls and minimized token usage. Unlike existing PTMs, our approach eliminates the need for any training or fine-tuning processes, further enhancing its efficiency. This paper will delve deeper into these advantages in the subsequent experimental section, providing detailed insights into the performance metrics.

## 4 EXPERIMENTAL DESIGN

In this section, we first present the research questions related to the performance of our approach and then formulate the tasks we conducted to answer them, from the perspectives of code-clone detection tasks and code clustering tasks. We also outline the datasets, and the independent and dependent variables used in our experiments. Additionally, we briefly introduce the experimental environment for our research.

### 4.1 Research Questions

To thoroughly evaluate the effectiveness of our approach, we aim to answer the following research questions in the following experiments:

#### RQ1: [Ablation Study]

- **RQ1.1:** What is the impact of using different sentence embedding models trained in different languages on the effectiveness of our approach?
- **RQ1.2:** What is the impact of removing stop words from the LLM's response on the effectiveness of our approach?
- **RQ1.3:** What is the impact of using different LLMs for our approach?
- **RQ1.4:** What is the performance difference between our proposed approach and the implementation of code clone detection using a prompt within the LLM utilized in our approach?

**RQ2: [Generalization Evaluation]** Does our approach also support the generation of code embeddings for code fragments in other programming languages?

**RQ3: [Effectiveness Evaluation]** How does the effectiveness of our approach compare to other unsupervised code embedding approaches?

**RQ4: [Quality Evaluation]** How effective are the code embeddings generated by our approach when evaluated through visualization techniques, especially regarding boundary separation effects across various LLM configurations?

We first conduct a comprehensive series of ablation experiments to identify the optimal configuration for our approach when utilizing each LLM. It should be noted that we also conducted an additional version that excludes stop words for the Chinese code summaries for our approach: This version is specifically designed for evaluating the impact of stop words on the performance of embedding models (more details will be discussed in Section 5). These ablation experiments are meticulously designed from various perspectives: **RQ1.1** and **RQ1.3** compare the impact on the effectiveness of using different sentence embedding models and LLMs, respectively. **RQ1.2** aims at evaluating the impact of stop words on the performance of sentence embedding models. By comparing the performance of models with and without stop words, we can gain insights into the role of these words in embedding quality and overall model effectiveness. **RQ1.4** seeks to evaluate and compare the effectiveness of two code clone detection approaches: our approach and the baseline LLMs utilized within it. **RQ2** and **RQ3** respectively evaluates the generalization and effectiveness of our approach. **RQ4** evaluates the quality of our approach from the visualization perspective.

## 4.2 Task Formulation

We formulate two unsupervised downstream tasks to evaluate the performance of our approach: code-clone detection; and code clustering.

**4.2.1 Code-Clone Detection.** Code-clone detection involves identifying code fragments that are similar or identical in syntax or semantics. The code-clone detection is essential for maintaining code quality, reducing redundancy, and facilitating software maintenance [19]. According to the previous study [34], code clones can be categorized into four major types:

- **Type 1:** *Exact copies* refers to identical code fragments except for variations in white space, layout, and comments. These are also known as exact or textual clones.
- **Type 2:** *Syntactically similar but with variations* refers to identical code fragments except for variations in identifier names and literal values. These are also known as renamed or parameterized clones.
- **Type 3:** *Copied with further modifications* refers to the code fragments that are syntactically similar but different at the statement level. These are also known as gapped or near-miss clones.
- **Type 4:** *Semantically similar but syntactically different* refers to the code fragments that are syntactically different but implement the same functionality. These are also known as semantic or functional clones.

In this paper, we address the challenge of detecting type 4 code clones via an unsupervised approach, which is particularly difficult to identify. These clones are semantically similar but differ syntactically, meaning that they perform the same functions but have different code structures. The task of unsupervised code clone detection for our method can be defined as follows: There is a set of source-code files,  $\{C_1, C_2, \dots, C_n\}$ . Given a set of code clones,  $\{CP_1, CP_2, \dots, CP_m\}$ , where each clone  $CP_i$  is a pair of code fragments  $(F_i, G_i)$  such that  $F_i \subseteq C_j$  and  $G_i \subseteq C_k$  for some  $j, k \in \{1, 2, \dots, n\}$ . A function  $S(F, G)$  that returns a similarity score between two code fragments  $F$  and  $G$ , when their similarity between  $F_i$  and  $G_i$  exceeds a predefined threshold  $T$ , they will be recognized as a code pair. The task can then be formulated as:

$$\{(F_i, G_i)\} = \{(F, G) \mid S(F, G) \geq T \text{ for all } F \subseteq C_j \text{ and } G \subseteq C_k \text{ with } j, k \in \{1, 2, \dots, n\}\}, \quad (1)$$

where  $T$  is the similarity threshold.

**4.2.2 Code Clustering.** Code clustering involves the automatic grouping of similar code fragments into clusters without any form of supervision, which is crucial for various applications in software engineering and code analysis [28]. However, due to the limitations of context length and the sheer volume of code that needs to be processed simultaneously, it is impractical to directly use LLMs with this task. Code clustering typically involves transforming the code fragments into numerical representations, known as embeddings, which capture the semantic attributes of the code. The following is its formal definition using a similarity metric:

- (1) **Code Embedding Generation:** Convert each code fragment  $C_i$  into a code embedding  $E_i$ .
- (2) **Similarity Calculation:** Define a similarity metric  $S(E_i, E_j)$  between embeddings  $E_i$  and  $E_j$ .
- (3) **Clustering Algorithm:** Apply a clustering algorithm [26, 53–55] to group similar embeddings into clusters.

For effective clustering, we define a similarity metric based on the Euclidean distance between these embeddings: This metric quantifies the similarity between code fragments, enabling our approach to cluster the code accurately. Its equation is defined as follows:

$$S(E_i, E_j) = \|E_i - E_j\|. \quad (2)$$

Besides, we employ  $K$ -means [26], a widely used clustering algorithm [53–55], to organize the code fragments into meaningful clusters. The  $K$ -means algorithm iteratively partitions the data into  $K$  clusters by minimizing the variance within each cluster, thereby ensuring that similar code fragments are grouped. Its formula is defined as follows:

$$\arg \min_{\{C_1, C_2, \dots, C_K\}} \sum_{k=1}^K \sum_{E_i \in C_k} \|E_i - \mu_k\|^2, \quad (3)$$

where  $\mu_k$  is the mean of the embeddings in cluster  $C_k$ .

### 4.3 Dataset Selection

For our experiments, we utilize two prominent datasets: POJ-104 [39, 59] and BigCloneBench [45, 48]. POJ-104 is a dataset specifically designed for code-clone detection tasks. POJ-104 consists of 52,000 code fragments written in C, which are semantically equivalent but syntactically different [59]. This dataset is structured to facilitate the evaluation of models based on their ability to identify semantically similar code fragments despite syntactic variations. The dataset is divided into training, validation, and test sets, with 32,000, 8,000, and 12,000 examples, respectively. BigCloneBench, a widely used benchmark dataset [45, 48], includes projects from 25,000 Java repositories, covering ten functionalities. It contains 6,000,000 true clone pairs and 260,000 false clone pairs. This extensive dataset comprehensively evaluates code-clone detection models, providing a robust benchmark for assessing their performance. Both datasets are available from the CodeXGLUE GitHub repository<sup>2</sup>.

Besides, following the previous research [56], we employ the OJClone C, a dataset using code pairs from POJ-104 based on pairwise similarity. This dataset involves 500 programs from each of the first 15 POJ-104 problems, resulting in 1.8 million clone pairs and 26.2 million non-clone pairs.

<sup>2</sup>CodeXGLUE: <https://github.com/microsoft/CodeXGLUE>.

Table 1. Dataset Summary

No.	Name	Language	Num Samples	Pair Format	Train Samples	Val Samples	Test Samples	Year
1	POJ-104 [39, 59]	C	52,000	N	32,000	8,000	12,000	2016
2	OJClone C [39, 56]	C	10,000	Y	7,000	1,000	2,000	2024
3	BigCloneBench [45, 48]	Java	1,731,860	Y	901,028	415,416	415,416	2014

Table 2. Summary of LLMs

No.	Model Name	Version	Architecture	Parameter	Organization	Source	Year
1	GPT-3.5 Turbo [17]	gpt-3.5-turbo	Decoder-only	175B	OpenAI	API <a href="https://platform.openai.com">https://platform.openai.com</a>	2023
2	GLM3 [15]	glm-3	Decoder-only	6B	Zhipuai	API <a href="https://www.zhipuai.cn">https://www.zhipuai.cn</a>	2023
3	GLM4 [15]	glm-4	Not Reported	9B	Zhipuai	API <a href="https://www.zhipuai.cn">https://www.zhipuai.cn</a>	2024

A comparison of all the pairs would be prohibitively time-consuming, so 5,000 clone pairs and 5,000 non-clone pairs were randomly selected for the code-clone detection evaluation. Note that OJClone C will be utilized for all samples in the unsupervised code-clone detection experiments, as none of the approaches in these experiments require labeled data. The detailed comparison of the used datasets is presented in Table 1.

#### 4.4 Independent Variables

We focus on the LLMs, sentence embedding models, and the baselines for code clustering tasks as the independent variables of our experimental research.

*4.4.1 LLM Selection.* We employ three distinct LLMs for further evaluating the effectiveness of our approach: GPT-3.5 Turbo, GLM3, and GLM4. These LLMs were selected to provide diverse capabilities and performance characteristics, allowing for a comprehensive evaluation of our approach. Table 2 presents detailed information about the three LLMs. GPT-3.5 Turbo is a widely recognized and powerful LLM. GLM3 and GLM4 belong to the open-source GLM series of LLMs.

Our primary objective is to evaluate the performance of our approach across various LLM configurations. While this study specifically examines these three specific LLMs, it is important to highlight that our approach is flexible and can be adapted to integrate other closed-source LLMs that may offer superior performance. This adaptability ensures that our approach remains relevant and effective as new and more advanced LLMs become available.

*4.4.2 Sentence embedding model Selection.* We utilize the all-MiniLM-L6-v2<sup>3</sup> and all-MiniLM-L12-v2<sup>4</sup> models from sentence transformers (SBERT) [40] for English code summaries. For Chinese code summaries, we employ the sbert-base-chinese-nli<sup>5</sup> model. This dual-language implementation ensures that the code summaries are accurately generated in the appropriate language, and enhances the overall quality and relevance of the generated embeddings. Table 3 summarizes these three sentence embedding models used in our approach. The all-MiniLM-L12-v2 and all-MiniLM-L6-v2 models share the same architecture, with the primary difference being the number of layers: all-MiniLM-L12-v2 has 12 layers, whereas all-MiniLM-L6-v2 has only six layers. Both models produce an output with a hidden size of 384 dimensions. In contrast, the sbert-base-chinese-nli model, although also based on the BERT architecture, features a hidden size of 768 dimensions and a

<sup>3</sup><https://huggingface.co/sentence-transformers/all-MiniLM-L6-v2>.

<sup>4</sup><https://huggingface.co/sentence-transformers/all-MiniLM-L12-v2>.

<sup>5</sup><https://huggingface.co/uer/sbert-base-chinese-nli>.

Table 3. Summary of sentence embedding models

No.	Model Name	Model Type	Hidden Size	Position Embedding	Vocab Size	No. of Layers	Language
1	all-MiniLM-L6-v2	Bert	384	absolute	30,522	6	English
2	all-MiniLM-L12-v2	Bert	384	absolute	30,522	12	English
3	sbert-base-chinese-nli	Bert	768	absolute	21,128	12	Chinese

vocabulary size of 21,128 tokens, which is smaller than the vocabulary sizes of the all-MiniLM-L12-v2 and all-MiniLM-L6-v2 models. The sbert-base-chinese-nli model also comprises 12 layers but is specifically trained on Chinese datasets, making it more suitable for tasks involving the Chinese language.

**4.4.3 Approaches for Code-Clone Detection.** We comprehensively compared our approach with other unsupervised code-clone detection methods that do not require labeled data. We intentionally excluded comparisons with techniques that rely on supervised learning to construct clone classifiers, such as Oreo [41], CCD [10], ASTNN [59], and CCDLC [43, 44]. Furthermore, we did not include the work of Tufano et al. [47], who employed a supervised learning approach to training a neural network to learn semantic similarities between code components based on a stream of identifiers.

Our baseline for code-clone detection included several advanced unsupervised methods: Deckard [23], SourcererCC [42], DLC [51], Code2vec [3, 25], InferCode [7], and TransformCode [56]. Each of these methods utilizes different techniques and approaches for detecting code clones. For instance, Deckard employs abstract syntax trees for representing code structure, whereas SourcererCC leverages token-based representation for clone detection. DLC and Code2vec, on the other hand, apply deep learning techniques to represent code snippets as vectors. InferCode and TransformCode utilize a self-supervised learning model to generate code embeddings.

In addition to these methods, we incorporated CodeBERT [12] in an unsupervised setting to enrich our experiment further. CodeBERT is a pre-trained model designed for code-understanding tasks and has shown promising results in unsupervised settings. Moreover, we included LLM2Vec [5] in our experiments with two different pre-trained model settings: LLM2Vec [Llama-2-7B] (Bi + MNTP) and LLM2Vec [Llama-2-7B] (Bi + MNTP + Supervised). The former setting leverages contrastive training based on the Llama2 7B model, while the latter builds upon this with additional supervised training on public datasets.

To measure the similarity between two code fragments, we utilized cosine similarity to calculate the distance between their respective code embeddings, ensuring that our approach remained unsupervised. It is important to emphasize that CodeBERT was not trained with a supervised clone-detection classifier, as incorporating such a classifier would have violated the unsupervised learning assumption integral to our experiment. Instead, CodeBERT, along with other models such as Code2vec, InferCode, and LLM2Vec, employ a similar prediction methodology to ours. In this methodology, the clone label is predicted based on the cosine similarity between the code embeddings of two fragments. By utilizing these methods, we ensure that our approach remains consistent with the principles of unsupervised learning while effectively identifying code clones.

In our ablation experiments on the two datasets, we conducted a comparative analysis between our approach and the baseline LLM employed. For our approach, the clone labels are predicted based on the cosine similarity of the code embeddings. The baseline LLMs generate a prompt utilizing the code pairs shown in Figure 1. The LLMs respond with “Yes” for clone detection or “No” for non-clone detection.

It is important to note that the baseline LLM queries are more time-consuming compared to our approach. This increased time is because a single code snippet may appear multiple times across different code pairs, requiring the LLM to be called repeatedly for each occurrence. In contrast, our approach significantly optimizes the process by requiring only a single LLM call to generate embeddings, which can then be used for various downstream tasks. This efficiency is illustrated in Figure 4.

**4.4.4 Approaches for Code Clustering.** We select several baselines to evaluate the performance of our approach in the code clustering tasks.

First, we use Word2vec [38] and Doc2vec [29] to treat code as text and generate embeddings. Word2vec employs a neural network model to learn word associations from a large corpus of text, while Doc2vec extends this approach to learn document-level embeddings. Additionally, we introduce a Sequential Denoising Auto Encoder (SAE) [20], which encodes the text into embeddings and reconstructs the text from these embeddings. This method helps in capturing the underlying structure and semantics of the code. Other code-specific models have also been selected to benchmark our approach further.

Second, we include Code2vec [3, 25], which represents code fragments as continuously distributed vectors by learning from the paths in their abstract syntax trees (ASTs). Similarly, we also introduce Code2seq [2], which generates sequences from structured representations of code by leveraging the syntactic structure of programming languages. Moreover, we incorporate an unsupervised method, InferCode [7], which uses self-supervised learning to predict subtrees in the ASTs of code, thereby learning robust code representations without the need for labeled data.

Finally, we include LLM2Vec [5], which we evaluate using two different pre-trained model settings as before: LLM2Vec [Llama-2-7B] (Bi + MNTP) and LLM2Vec [Llama-2-7B] (Bi + MNTP + Supervised). However, it's important to note that baseline LLMs are limited in their application to code clustering due to context length constraints. When multiple code fragments are applied to an LLM, the combined context can exceed the model's maximum allowable length, resulting in incomplete or inaccurate processing, as demonstrated in Figure 3.

#### 4.5 Dependent Variables

There are two dependent variables, relating to code-clone detection and code clustering tasks. We followed the original studies [7, 59] to guide the choice of evaluation metrics for these experiments.

*4.5.1 Metrics for Code-Clone Detection.* Code-clone detection is a classification task that determines whether or not two code fragments are identical. To evaluate the performance of code-clone detection, we use the following metrics that are commonly used in classification tasks:

$$Accuracy = \left( \frac{TP + TN}{TP + TN + FP + FN} \right), \quad (4)$$

$$Precision = \left( \frac{TP}{TP + FP} \right), \quad (5)$$

$$Recall = \left( \frac{TP}{TP + FN} \right), \quad (6)$$

$$F1 = 2 \times \frac{Precision \times Recall}{Precision + Recall}. \quad (7)$$

where  $TP$ ,  $TN$ ,  $FP$ , and  $FN$  represent the true positives, true negatives, false positives, and false negatives, respectively. Accuracy measures the proportion of correct predictions among all predictions; Precision measures the proportion of positive predictions that are positive; Recall measures the proportion of positive instances that are correctly predicted; and F1 Score is the harmonic mean of precision and recall, which balances both metrics.

Accuracy may not be a reliable metric when dealing with imbalanced datasets [22], where some classes or categories are underrepresented or overrepresented. In such cases, Accuracy may be biased by the dominant class, resulting in ignoring the minority class. For example, if a dataset has 95% positive instances and 5% negative instances, a classifier that always predicts positive will have 95% accuracy, but it will fail to detect any negative instances. Therefore, Accuracy may not reflect the true performance of the classifier on imbalanced datasets. To address this, we use the F1 Score (the harmonic mean of precision and recall) as an alternative metric for imbalanced

datasets [22]. The F1 Score takes into account both precision and recall: It gives a higher value when both precision and recall are high, meaning the classifier can correctly identify both positive and negative instances. The F1 Score is lower when either precision or recall is low, indicating that the classifier either misses some positive instances or produces false positives. In summary, the F1 Score provides a more accurate and robust measure of the classifier’s performance on imbalanced datasets.

**4.5.2 Metrics for Code Clustering.** We employ the adjusted rand index (ARI) [18] to evaluate the performance of models in code clustering tasks, which is a widely recognized and robust metric for assessing the quality of clustering algorithms [54, 55]. Unlike the traditional Rand Index, ARI adjusts for the chance grouping of elements, providing a more accurate measure of clustering quality. This metric computes the similarity between two clusterings by considering all pairs of samples and determining whether they are assigned to the same or different clusters in the predicted and true clusterings. The ARI score ranges from -1 to 1, where 1 indicates perfect agreement between the clusterings; 0 indicates random labeling; and negative values indicate less agreement than expected by chance. In our experiment, we employ the ARI to assess the effectiveness of various methods in code clustering, ensuring a robust validation of clustering performance. The ARI is defined as:

$$\text{ARI}(C_{\text{truth}}, C_{\text{pred}}) = \frac{\sum_{ij} \binom{N_{ij}}{2} - \left[ \sum_i \binom{N_i}{2} \sum_j \binom{N_j}{2} \right] / \binom{N}{2}}{\frac{1}{2} \left[ \sum_i \binom{N_i}{2} + \sum_j \binom{N_j}{2} \right] - \left[ \sum_i \binom{N_i}{2} \sum_j \binom{N_j}{2} \right] / \binom{N}{2}}, \quad (8)$$

where  $N$  represents the total number of data points in the dataset.  $C_{\text{truth}}$  denotes ground-truth clustering and  $C_{\text{pred}}$  denotes predicted clustering.  $N_{ij}$  is the number of data points of the class label

Table 4. Metrics for our approach with different configurations using GPT-3.5 Turbo on the OJClone C dataset

Languages	Architecture and Configuration			Metrics			
	LLMs	Embedding Models	Threshold (T)	Accuracy	Precision	Recall	F1 Score
English	GPT-3.5 Turbo	all-MiniLM-L12-v2	0.75	81.81%	86.52%	81.81%	81.21%
English	GPT-3.5 Turbo	all-MiniLM-L6-v2	0.75	83.62%	87.37%	83.62%	83.19%
English	GPT-3.5 Turbo	all-MiniLM-L12-v2	0.70	86.45%	89.04%	86.45%	86.22%
English	GPT-3.5 Turbo	all-MiniLM-L6-v2	0.70	88.01%	89.71%	88.01%	87.88%
English	GPT-3.5 Turbo	all-MiniLM-L12-v2	0.65	89.67%	90.92%	89.67%	89.59%
English	GPT-3.5 Turbo	all-MiniLM-L6-v2	0.65	90.36%	90.91%	90.36%	90.33%
English	GPT-3.5 Turbo	all-MiniLM-L12-v2	0.60	91.56%	91.92%	91.56%	91.54%
English	GPT-3.5 Turbo	all-MiniLM-L6-v2	0.60	90.71%	90.72%	90.72%	90.72%
English	GPT-3.5 Turbo	all-MiniLM-L12-v2	0.55	91.83%	91.83%	91.83%	91.82%
English	GPT-3.5 Turbo	all-MiniLM-L6-v2	0.55	88.75%	89.12%	88.75%	88.73%
English	GPT-3.5 Turbo	all-MiniLM-L12-v2	0.50	90.09%	90.51%	90.09%	90.07%
English	GPT-3.5 Turbo	all-MiniLM-L6-v2	0.50	84.70%	86.73%	84.70%	84.48%
Chinese	GPT-3.5 Turbo	sbert-base-chinese-nli	0.75	78.91%	81.25%	79.81%	78.50%
Chinese (no stop words)	GPT-3.5 Turbo	sbert-base-chinese-nli	0.75	77.35%	80.27%	77.35%	76.80%
Chinese	GPT-3.5 Turbo	sbert-base-chinese-nli	0.70	79.40%	79.68%	79.40%	79.35%
Chinese (no stop words)	GPT-3.5 Turbo	sbert-base-chinese-nli	0.70	78.19%	78.67%	78.19%	78.10%
Chinese	GPT-3.5 Turbo	sbert-base-chinese-nli	0.65	76.54%	76.80%	76.54%	76.48%
Chinese (no stop words)	GPT-3.5 Turbo	sbert-base-chinese-nli	0.65	76.59%	78.78%	76.59%	76.55%
Chinese	GPT-3.5 Turbo	sbert-base-chinese-nli	0.60	72.17%	74.48%	72.17%	71.49%
Chinese (no stop words)	GPT-3.5 Turbo	sbert-base-chinese-nli	0.60	72.73%	74.83%	72.73%	72.14%
Chinese	GPT-3.5 Turbo	sbert-base-chinese-nli	0.55	66.96%	72.64%	66.96%	64.75%
Chinese (no stop words)	GPT-3.5 Turbo	sbert-base-chinese-nli	0.55	67.68%	73.32%	67.68%	65.61%
Chinese	GPT-3.5 Turbo	sbert-base-chinese-nli	0.50	61.69%	71.48%	61.69%	56.77%
Chinese (no stop words)	GPT-3.5 Turbo	sbert-base-chinese-nli	0.50	62.39%	72.02%	62.39%	57.78%

$C_j \in C_{truth}$  assigned to cluster  $C_i$  in partition  $C_{pred}$ .  $N_i$  is the number of data points in cluster  $C_i$  of partition  $C_{pred}$ , and  $N_j$  is the number of data points in class  $C_j$  of partition  $C_{truth}$ .

## 4.6 Experimental Environment

All experiments were conducted on a computer featuring an AMD Ryzen 7 5700X processor, dual Nvidia RTX 3090 GPUs, and 64GB of DDR4 RAM. The algorithm was implemented with Python 3.9.12. We utilized several Python libraries essential for our research, including PyTorch 11.3 (torch), Hugging Face's Transformers, and Sentence-Transformers.

## 5 EXPERIMENTAL RESULTS AND DISCUSSIONS

This section presents the experimental results of our approach in the code-clone detection and code clustering tasks, and answers to the research questions outlined in Section 4.1.

### 5.1 Results of Code-Clone Detection Tasks

We initially present the results of code-clone detection tasks, and answer the corresponding research questions.

*5.1.1 Answer to RQ1.1.* We conducted the experiments on the original GPT-3.5 Turbo LLM (without training or fine-tuning) and the OJClone C dataset with both English and Chinese prompts. Besides, we set a series of thresholds to compute the cosine similarity between code fragments. Table 4 shows the evaluation results of our approach using sentence embedding models that respectively support English and Chinese. From the results, we have the following observations:

- Even though the same LLM (GPT-3.5 Turbo) was used, the selection of the sentence embedding model and the setting of the threshold significantly impacted the results.
- The MiniLM models for English consistently outperformed the sbert-base-chinese-nli model for Chinese.
- Within the MiniLM models, the 12-layer MiniLM model did not always yield the best results. When the threshold was set to 0.50, 0.55, or 0.60, the 6-layer MiniLM model performed better.
- For English, when the all-MiniLM-L12-v2 sentence embedding model under the similarity threshold of 0.55 achieved the best performance, with an F1 score of 91.82%.
- For Chinese, the sbert-base-chinese-nli sentence embedding model achieved an F1 score of 79.35% when the similarity threshold was set to 0.7, indicating superior performance.

It is important to note that our approach is not restricted to the sentence embedding models utilized in these experiments. Moreover, we anticipate that fine-tuning the sentence embedding models could further enhance the performance.

**Summary of Answers to RQ1.1:** Our observations indicate that, despite using the same LLM in our approach, the selection of the sentence embedding model significantly affects performance. For example, the MiniLM models for English consistently outperformed the sbert-base-chinese-nli model for Chinese. As for the models that support the same language (i.e., MiniLM models), their performances are also different.

*5.1.2 Answer to RQ1.2.* To reveal the impact of removing stop words from Chinese code summaries on the performance of our approach. We conducted an in-depth comparison with GPT-3.5 Turbo and the sbert-base-chinese-nli sentence embedding model on the OJClone C dataset. Table 4 presents the results of whether the stop words are removed from the Chinese code summaries. Based on the results, we have the following observations:

- Removing stop words from the LLM outputs did not significantly impact performance.

Table 5. Metrics for our approach with different configurations using GLM on the OJClone C dataset

Languages	Architecture and Configuration			Metrics			
	LLMs	Embedding Models	Threshold (T)	Accuracy	Precision	Recall	F1 Score
English	GLM4	all-MiniLM-L12-v2	0.50	87.07%	88.03%	87.07%	86.99%
English	GLM4	all-MiniLM-L6-v2	0.50	86.60%	86.87%	86.60%	86.58%
Chinese	GLM4	sbert-base-chinese-nli	0.70	72.02%	72.08%	72.02%	72.00%
Chinese (no stop words)	GLM4	sbert-base-chinese-nli	0.70	71.75%	71.80%	71.75%	71.74%
English	GLM3	all-MiniLM-L12-v2	0.50	78.62%	79.50%	78.62%	78.46%
English	GLM3	all-MiniLM-L6-v2	0.50	76.61%	76.79%	76.61%	76.57%
Chinese	GLM3	sbert-base-chinese-nli	0.70	66.27%	66.87%	66.27%	65.97%
Chinese (no stop words)	GLM3	sbert-base-chinese-nli	0.70	66.63%	67.90%	66.63%	66.02%

- When the threshold was set to 0.70 or 0.75, situations without stop words had slightly lower F1 scores. However, at thresholds 0.50, 0.55, 0.60, or 0.65, situations without stop words had slightly higher F1 scores, indicating a minor impact on the effectiveness of our approach.

**Summary of Answers to RQ1.2:** Stop words are typically considered non-essential in traditional NLP tasks. However, based on experimental results, removing the stop words, in some cases, actually led to a decline in performance. This indicates that stop words still contain meaningful information about the context of the code summaries. Therefore, careful consideration is necessary when deciding whether to remove stop words in code-related tasks to prevent potential adverse effects on performance.

5.1.3 *Answer to RQ1.3.* Table 4 presents the results of our approach conducted by GPT-3.5 Turbo. To better evaluate the performance of our approach using different LLMs, we also conducted a series of experiments using the open-source GLM series LLM on the OJClone C dataset. Table 5 shows the results of using GLM3 and GLM4 under the threshold of 0.50 and 0.70. Based on the results, we have the following observations:

- For English sentence embedding models, GLM4 achieved a higher F1 Score of 86.99% using the all-MiniLM-L12-v2 embedding model with a threshold value of 0.5, indicating optimal performance.
- For Chinese models, GLM4 still achieved the best performance at a threshold value of 0.7, with an F1 Score of 72.00%. The performance of our approach with GLM3 was worse than with GLM4, achieving only a 66.02% F1 Score.
- In general, our approach with GLM3 yielded slightly lower performance than GLM4. Among all cases, GLM3 achieved the highest F1 Score of 78.46% at a threshold value of 0.5 and the all-MiniLM-L12-v2 sentence embedding model.
- Compared to our approach with GPT-3.5 Turbo, GLM4, and GLM3 required lower threshold values to attain their best performance. This discrepancy may be attributed to the varying code summarization capabilities of different LLMs, with GPT-3.5 Turbo demonstrating superior performance compared to GLM4 and GLM3 in this task.

**Summary of Answers to RQ1.3:** Our observations indicate that the selection of LLM plays a critical role in determining the overall performance of our approach. The effectiveness of our approach improves with the development of more advanced and powerful LLMs. Specifically, the GPT-3.5 Turbo consistently outperformed the other LLMs.

5.1.4 *Answer to RQ1.4.* Table 6 and Table 7 present the results of our approach and its baseline LLMs utilized in our approach on two programming language datasets: OJClone for C and BigCloneBench for Java. Based on the experimental results, we can observe the following:

- In the GLM3 configuration, our approach surpasses its baseline, GLM3, on both the OJClone C and BigCloneBench datasets, achieving F1 scores of 78.46% and 85.06%, respectively.

Table 6. Metrics for different methods on the OJClone C dataset (Unsupervised)

Methods	Metrics		
	Precision	Recall	F1 Score
Deckard	<b>99.00%</b>	5.00%	10.00%
DLC	71.00%	0.00%	0.00%
SourcererCC	7.00%	74.00%	14.00%
Code2vec	56.00%	69.00%	61.00%
CodeBERT	77.48%	19.86%	16.43%
InferCode	61.00%	70.00%	64.00%
TransformCode	67.69%	67.29%	67.10%
GPT-3.5 Turbo	83.23%	78.68%	77.94%
GLM4	79.98%	66.65%	62.47%
GLM3	61.38%	59.89%	58.52%
LLM2Vec [Llama-2-7B] (Bi + MNTP) ( $T = 0.8$ )	60.46%	51.45%	38.13%
LLM2Vec [Llama-2-7B] (Bi + MNTP) ( $T = 0.7$ )	61.54%	50.16%	33.82%
LLM2Vec [Llama-2-7B] (Bi + MNTP) ( $T = 0.6$ )	25.00%	50.00%	33.33%
LLM2Vec [Llama-2-7B] (Bi + MNTP + Supervised) ( $T = 0.8$ )	84.70%	83.80%	83.70%
LLM2Vec [Llama-2-7B] (Bi + MNTP + Supervised) ( $T = 0.7$ )	77.56%	68.76%	66.05%
LLM2Vec [Llama-2-7B] (Bi + MNTP + Supervised) ( $T = 0.6$ )	74.85%	52.24%	38.19%
Our approach (GPT-3.5 Turbo & all-MiniLM-L12-v2)	91.83%	<b>91.83%</b>	<b>91.82%</b>
Our approach (GLM4 & all-MiniLM-L12-v2)	88.03%	87.07%	86.99%
Our approach (GLM3 & all-MiniLM-L12-v2)	79.50%	78.62%	78.46%

Table 7. Metrics for different methods on the BigCloneBench dataset (Unsupervised)

Methods	Metrics		
	Precision	Recall	F1 Score
Deckard	93.00%	2.00%	3.00%
DLC	<b>95.00%</b>	1.00%	1.00%
SourcererCC	88.00%	2.00%	3.00%
Code2vec	82.00%	40.00%	60.00%
CodeBERT	77.48%	19.86%	16.43%
InferCode	90.00%	56.00%	75.00%
TransformCode	84.76%	87.50%	82.36%
GPT-3.5 Turbo	81.75%	86.38%	81.42%
GLM4	79.85%	85.48%	81.99%
GLM3	82.25%	83.78%	82.87%
LLM2Vec [Llama-2-7B] (Bi + MNTP) ( $T = 0.8$ )	82.85%	19.74%	15.60%
LLM2Vec [Llama-2-7B] (Bi + MNTP) ( $T = 0.7$ )	83.48%	14.04%	4.26%
LLM2Vec [Llama-2-7B] (Bi + MNTP) ( $T = 0.6$ )	1.84%	13.56%	3.23%
LLM2Vec [Llama-2-7B] (Bi + MNTP + Supervised) ( $T = 0.8$ )	83.05%	87.97%	83.63%
LLM2Vec [Llama-2-7B] (Bi + MNTP + Supervised) ( $T = 0.7$ )	86.01%	87.02%	85.80%
LLM2Vec [Llama-2-7B] (Bi + MNTP + Supervised) ( $T = 0.6$ )	83.79%	73.03%	76.71%
Our approach (GPT-3.5 Turbo & all-MiniLM-L6-v2)	86.23%	87.27%	<b>85.83%</b>
Our approach (GLM4 & all-MiniLM-L6-v2)	85.35%	<b>88.03%</b>	85.19%
Our approach (GLM3 & all-MiniLM-L6-v2)	84.41%	86.39%	85.06%

- In the GLM4 configuration, our approach outperforms its baseline, GLM3, on both the OJClone C and BigCloneBench datasets, achieving F1 scores of 86.99% and 85.19%, respectively.
- In the GPT-3.5 Turbo configuration, our approach outperforms its baseline, GLM3, on both the OJClone C and BigCloneBench datasets, achieving F1 scores of 91.82% and 85.83%, respectively.

**Summary of Answers to RQ1.4:** Our approach surpasses its baseline LLMs in code-clone detection across both datasets, demonstrating particularly strong performance on the OJClone C dataset. Despite utilizing refined prompts specifically designed for code-clone detection, the baseline LLMs still yield lower performance compared to our approach.

5.1.5 *Answer to RQ2.* Table 6 and Table 7 present the results of our approach on two programming language datasets: OJClone for C and BigCloneBench for Java. Based on the results, we have the following observations:

- For the OJClone C dataset (for C), our approach achieved the F1 Scores range from 78.46% to 91.82%: 78.46% for the GLM3-based approach; 86.99% for the GLM4-based approach; and 91.82% for the GPT-3.5-Turbo-based approach.
- For the BigCloneBench dataset (for Java), our approach achieved the F1 Scores range from 85.06% to 85.83%: 85.06% for the GLM3-based approach; 85.19% for the GLM4-based approach; and 85.83% for the GPT-3.5-Turbo-based approach.
- The performance of our approach may vary depending on the programming language: our approach achieved higher F1 Scores in the C-based dataset than in the Java-based dataset. This discrepancy may be attributed to the inherent complexity of Java code compared to C code. Java codes with more complex structures present additional challenges for LLMs in accurately summarizing and detecting code clones.

**Summary of Answers to RQ2:** Our approach enhances the efficiency of generating code embeddings and ensures that the code embeddings are functional and relevant across different programming languages. This is accomplished by using the zero-shot learning capability of LLMs to generate accurate and concise summaries for these code fragments. Unlike traditional methods that may require extensive training data for each language, our approach leverages the inherent capability of LLMs to provide broad and adaptable code summaries.

5.1.6 *Answer to RQ3: Code-Clone Detection Perspective.* Table 6 and Table 7 also compare the performance between our approach and other methods. Based on the results, we have the following observations:

- Regardless of the programming languages, our approach always achieved the best F1 Scores, significantly surpassing the state-of-the-art unsupervised method, TransformCode.
- Our approach with GPT-3.5 Turbo had higher F1 Scores than GLM series LLMs.
- In comparison to the unsupervised LLM2Vec trained on public data, our approach consistently surpassed it across various thresholds on two datasets. The supervised version of LLM2Vec, on the other hand, requires substantial computational resources, and training on 8 NVIDIA A100 GPUs with an effective batch size of 512 for 1000 steps [5]. Despite this high resource consumption, our approach still outperforms the supervised LLM2Vec, particularly on the OJClone C dataset.

To evaluate the performance of our approach with the state-of-the-art methods, except for the perspective of code-clone detection, we also conducted a series of experiments using different

Table 8. Result of code clustering in adjusted rand index (ARI) on OJClone C dataset (UnSupervised)

Methods	Metric
	ARI
Word2vec	0.28
Doc2vec	0.42
SAE	0.41
Code2vec	0.58
Code2seq	0.53
InferCode	0.70
LLM2Vec [Llama-2-7B] (Bi + MNTP)	0.30
LLM2Vec [Llama-2-7B] (Bi + MNTP + Supervised)	0.90
Our approach (GLM3 & all-MiniLM-L6-v2)	0.51
Our approach (GLM3 & all-MiniLM-L12-v2)	0.47
Our approach (GLM4 & all-MiniLM-L6-v2)	0.78
Our approach (GLM4 & all-MiniLM-L12-v2)	0.89
Our approach (GPT-3.5 Turbo & all-MiniLM-L6-v2)	<b>0.97</b>
Our approach (GPT-3.5 Turbo & all-MiniLM-L12-v2)	0.91

approaches from the code clustering perspective. The detailed results are presented and analyzed in Section 5.2.1. After analyzing these two perspectives, we will answer **RQ3**.

## 5.2 Results of Code Clustering Tasks

This section presents the results of code-clone detection tasks, and answers the corresponding research questions.

*5.2.1 Answer to RQ3: Code Clustering Perspective.* Table 8 shows the ARI results of our approach and other approaches in code clustering tasks. Table 8 also presents a comparative analysis of our approach against various configurations of LLMs and embedding models. Based on the results, we have the following observations:

- Our approach with GPT-3.5 Turbo demonstrated superior performance using the all-MiniLM-L6-v2 sentence embedding model. Despite employing the same sentence embedding models, the performance of our approach is significantly enhanced with more advanced LLMs.
- Our approach with GLM4 surpassed the state-of-the-art approach InferCode, achieving an ARI of 0.89.
- Our approach, utilizing GPT-3.5 Turbo, achieved an impressive ARI of 0.97. This performance surpasses the supervised LLM2Vec, which attained an ARI of 0.90, marking our approach as the most effective among all evaluated methods.

**Summary of Answers to RQ3:** We conducted a comparative analysis of our approach against other unsupervised methods on two tasks: code-clone detection (Section 5.1.6) and code clustering (Section 5.2.1). Our observations indicate that our approach demonstrates a significant advantage, particularly in the code-clone detection and code clustering tasks. Unlike other approaches, our approach requires no training phase or labeled data. Instead, it directly generates code embeddings from code fragments, contributing to high efficiency. This efficiency is evident compared to other unsupervised methods, making our approach a superior choice for these tasks.

5.2.2 *Answer to RQ4.* To better understand why our approach achieved high ARI scores, we visualized the code embeddings it generated. Specifically, these embeddings are complex representations that capture both the structure and meaning of code fragments. We used t-distributed stochastic neighbor embedding (t-SNE), a commonly used technique for reducing the dimensionality of data and visualizing high-dimensional information, to visualize the complex embeddings. This helps us to capture the similarities and differences of the generated code embeddings more easily. We utilized t-SNE to project the multi-dimensional code vectors into a two-dimensional space, and subsequently plotted these projections using Matplotlib [21].

As a non-linear dimensionality reduction technique, t-SNE effectively preserves the local structure and relative distances of data points in the reduced dimensional space, which enables accurate interpretation of relationships between code fragments in the visualized space. Specifically, t-SNE can capture complex patterns and relationships of code embeddings, convert the similarities into joint probabilities, and then minimize the Kullback-Leibler divergence between these joint

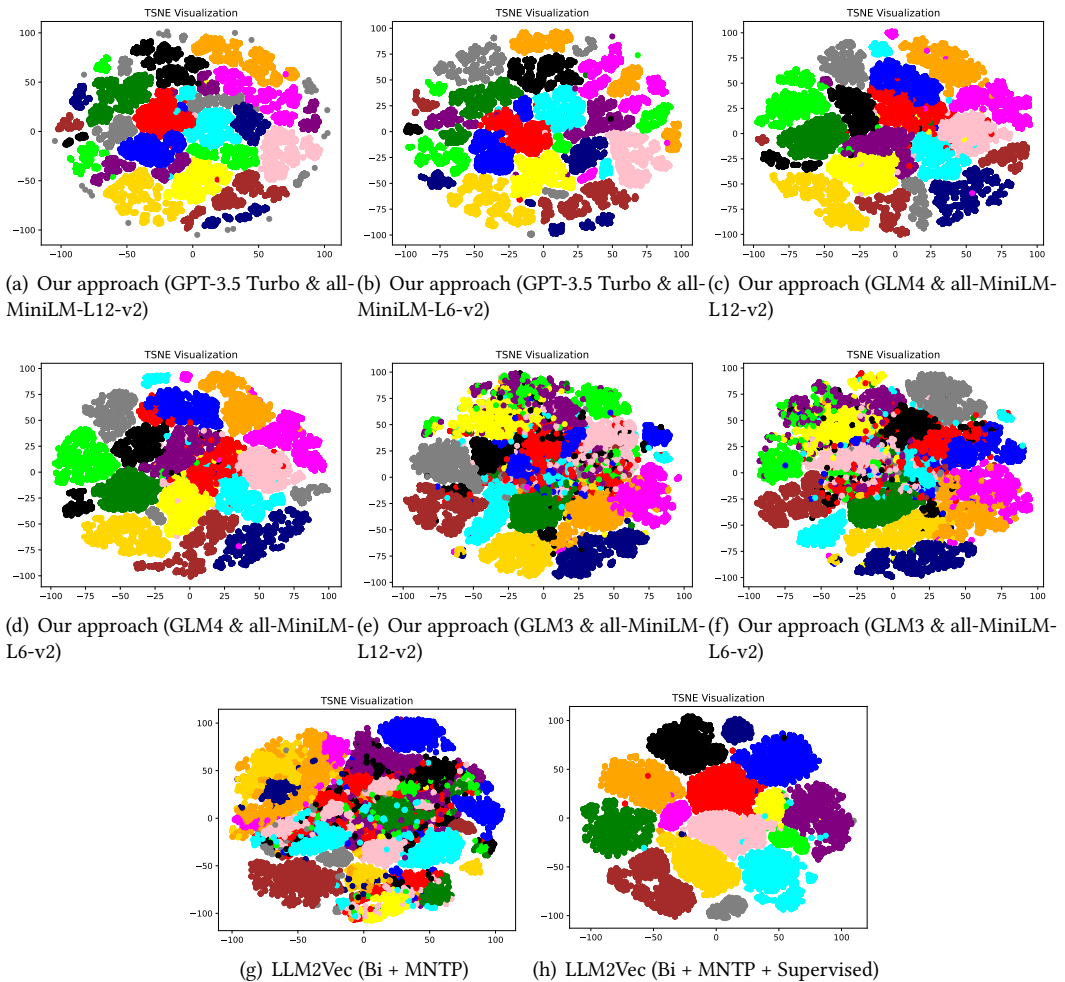


Fig. 8. Visualization with TSNE using different configurations of our approach.

probabilities in the high-dimensional and low-dimensional spaces. This process results in a two-dimensional representation that maintains the meaningful structure of the original data: Similar code fragments close to each other in high-dimensional space remain close in two-dimensional space; while different code fragments are farther apart in two-dimensional space.

Figure 8 provides clear t-SNE visualizations of the code clustering capabilities of our approach with various LLM and sentence embedding model configurations. Based on the results (Figure 8 and Table 8), we have the following observations:

- Our approach effectively groups similar code fragments together with different LLMs.
- Our approach with GLM3 resulted in ARIs of 0.51 and 0.47, indicating poorly defined cluster boundaries and significant overlap among clusters.
- Our approach with GPT-3.5 Turbo achieved higher ARIs of 0.97 and 0.91, reflecting well-defined and distinct cluster boundaries.
- Our approach with GLM4 demonstrated performance comparable to our approach with GPT-3.5 Turbo, achieving similarly high ARIs and clear cluster separations.
- The supervised LLM2Vec significantly outperforms the unsupervised LLM2Vec, indicating a strong reliance on supervised training to generate better code embeddings.
- Better performance and higher ARIs are associated with more explicit boundaries in the t-SNE plots. For example, Figure 8(a) exhibits much clearer boundaries than Figure 8(c). Meanwhile, the ARI of Figure 8(a) was 0.97, whereas Figure 8(c) had an ARI of only 0.51.

**Summary of Answers to RQ4:** The visualizations reveal that higher-quality code embeddings achieve less overlap and more distinct boundaries, consistent with the ARI metric findings (Section 5.2.1). At the same time, the selection of LLM significantly impacts the effectiveness and quality of the code embeddings generated by our approach. When properly configured, our approach can achieve high-quality code embeddings with well-defined clusters: A more advanced LLM within our approach leads to significantly improved code embeddings.

### 5.3 Threats to Validity

This section mainly discusses some potential threats to the validity of our study.

The first threat is related to the LLMs we selected. We have employed three LLMs (i.e., GPT-3.5 Turbo, GLM3, and GLM4) in our proposed approach. Meanwhile, our approach is flexible for the extension of integrating more proprietary LLMs, such as GPT-4, when working with large datasets. The cost associated with these models can be substantial due to the high price of tokens. Nevertheless, our approach is more cost-effective compared to other methods that utilize LLMs directly for downstream tasks. This is because our method requires generating the code summary only once (as illustrated in Section 3.2), allowing for multiple uses of the summary across various downstream tasks on a specific dataset.

The second issue concerns the use of pre-trained sentence embedding models. Although our approach uses these models to convert sentences into embeddings, the models themselves are not trained or fine-tuned on datasets related to code. This means they might not perform as well as they could. Using embedding models that are specifically trained on code-related datasets could potentially improve the performance of our framework. These specialized models would likely capture the nuances and specific characteristics of programming languages better, leading to more accurate and effective embeddings for our purposes.

The final challenge relates to the effectiveness and cost of our proposed method. Our experiments show that our method performs better when higher-quality LLMs or sentence embedding models are used. However, using high-end LLMs like GPT-4 can be very expensive due to the cost per

token. Additionally, these advanced LLMs cannot be deployed locally and must be accessed through an API, which requires a stable network connection. This reliance on an external network can be a limitation compared to open-source LLMs that can be installed and run on local machines. Using open-source LLMs is generally more cost-effective and does not depend on a network, making them a practical alternative in network-limited environments.

## 6 RELATED WORK

The primary objective of code-embedding learning is to transform source code into vector representations, known as code embeddings. These embeddings capture both the semantic meaning and structural features of the code, enabling more effective analysis and manipulation. By leveraging these vector representations, various downstream tasks can be performed with greater precision and efficiency. Among these tasks, code-clone detection is one of the most prevalent applications. This task involves identifying duplicated or highly similar code fragments, which is crucial for maintaining code quality and reducing redundancy [10, 34, 37]. In this section, we review existing approaches that utilize LLMs for generating code embeddings. We also examine the models designed for producing sentence-level embeddings, which share similar methodologies.

### 6.1 LLM-based Methods for Embedding

As discussed in Section 1, LLMs were originally designed to generate natural language and cannot produce embeddings directly. Some research shows that modifying their network structure or undergoing additional training and fine-tuning can change LLMs to output embeddings. This paper categorizes approaches that leverage LLMs for generating embeddings as LLM-based methods. Recent techniques like LLM2Vec [5] and NV-Embed [30] have shown promising results in improving text embeddings by utilizing the pre-trained knowledge of LLMs and fine-tuning them for specific tasks. Additionally, novel methods such as PromptReps [60] and Llama2Vec [31] have been developed for dense retrieval and zero-shot document retrieval. These advancements highlight the potential of LLMs to produce high-quality text embeddings with extensive computational resources. Moreover, fine-tuning these models typically requires large code-specific datasets and significant computational power. In contrast, our approach offers a key advantage: it does not require further training or fine-tuning, making it more efficient and resource-friendly compared to existing methods.

### 6.2 Sentence embedding models

Building on the BERT architecture [9], sentence embedding models use transformer encoders to create meaningful vector representations of sentences. One prominent example is sentence-BERT (SBERT) [40], which modifies the BERT network to produce semantically meaningful embeddings using siamese and triplet network structures. SBERT enhances the original BERT model by fine-tuning it on pairs of sentences, optimizing for tasks like semantic textual similarity and paraphrase identification. Feng et al. [11] explore advanced methods for learning multilingual embeddings by combining pre-trained multilingual language models with techniques like masked language modeling (MLM) and translation language modeling (TLM). Their approach achieves the state-of-the-art performance in bi-text retrieval across 112 languages, showing the effectiveness of these techniques for multilingual applications. Gao et al. [14] proposed SimCSE to further improve this field by optimizing the training process to enhance the quality and efficiency of sentence embeddings. Through extensive training on large datasets of sentence pairs, sentence embedding models can effectively convert natural language into meaningful embeddings. These embeddings are highly valuable for various downstream tasks, making them crucial in natural language processing pipelines.

## 7 CONCLUSIONS AND FUTURE WORK

In this paper, we introduced a novel source code embedding generation approach. To the best of our knowledge, this is the first study to apply larger language and sentence embedding models to generate source code embeddings. Our approach utilizes the zero-shot learning capabilities of the large language model (LLM) to effectively summarize source code fragments and generate meaningful source code embeddings through sentence embedding models. We comprehensively evaluated our approach across several datasets and two tasks: source code clone detection and source code clustering. The experimental results directly demonstrate the superiority of our approach over existing approaches. Specifically, our approach outperformed 16 established methods for unsupervised source code clone detection, including notable ones such as SourcererCC [42], Code2vec [3, 25], InferCode [7], TransformCode [56], and LLM2Vec [5]. The advantages of our approach include various aspects. First, it does not require any training or fine-tuning, significantly reducing the computational resources and time for model preparation. Second, our approach is designed to be in various steps, allowing it to be decoupled into smaller components. These smaller components enable seamless application to various datasets and adaptation to different LLMs and sentence embedding model configurations. Additionally, our approach includes a storage mechanism for source-code summaries specific to each dataset, which can be utilized for downstream tasks. The inherent flexibility of our approach ensures easy integration into diverse source-code analysis workflows, providing robust and efficient source code embeddings without the necessity for domain-specific training or fine-tuning.

Our approach presents a new direction for using LLMs to generate source code embeddings, which can significantly impact future research and practical applications in this field. By leveraging LLMs, we provide an effective way to capture the meaning of source code without requiring extensive manual feature engineering or domain-specific training. In our future work, we plan to expand the use of this method to solve more complex and practical SE challenges by incorporating a decoder component. This addition will make it more adaptable to a wider range of tasks. Specifically, we aim to create embeddings that are not only robust but also capable of generalizing across various SE applications. These include code summarization [13, 35, 46], which helps in improving code readability and comprehension, and vulnerability detection [8, 52], which plays a crucial role in identifying security risks in software. Except that, we also plan to investigate how LLM-generated embeddings can be applied to binary code analysis [24, 32, 36]. Unlike source code, binary code lacks explicit syntax and structure, making traditional analysis more challenging. To improve the effectiveness of our approach, we plan to integrate additional information into the model, such as function call graphs. These graphs capture relationships between functions within a program, helping LLMs better understand the interconnection between different parts of the code. By incorporating these structural insights, we can enhance the accuracy and reliability of binary code analysis. By continuing to refine our approach, we aim to contribute to more efficient and reliable SE methods that can support various analytical and development tasks.

## REFERENCES

- [1] Josh Achiam, Steven Adler, Sandhini Agarwal, Lama Ahmad, Ilge Akkaya, Florencia Leoni Aleman, Diogo Almeida, Janko Altenschmidt, Sam Altman, Shyamal Anadkat, et al. 2023. GPT-4 technical report. *arXiv* 2303.08774 (2023).
- [2] Uri Alon, Shaked Brody, Omer Levy, and Eran Yahav. 2019. Code2seq: Generating sequences from structured representations of code. In *Proceedings of the 7th International Conference on Learning Representations (ICLR'19)*. 1–22.
- [3] Uri Alon, Meital Zilberstein, Omer Levy, and Eran Yahav. 2019. Code2vec: Learning distributed representations of code. *Proceedings of the ACM on Programming Languages* 3, POPL, Article 40 (2019), 29 pages.

- [4] Nadia Alshahwan, Mark Harman, Inna Harper, Alexandru Marginean, Shubho Sengupta, and Eddy Wang. 2024. Assured LLM-based software engineering. *arXiv 2402.04380* (2024).
- [5] Parishad BehnamGhader, Vaibhav Adlakha, Marius Mosbach, Dzmitry Bahdanau, Nicolas Chapados, and Siva Reddy. 2024. Llm2vec: Large language models are secretly powerful text encoders. *arXiv 2404.05961* (2024).
- [6] Tom B. Brown, Benjamin Mann, Nick Ryder, Melanie Subbiah, Jared Kaplan, Prafulla Dhariwal, Arvind Neelakantan, Pranav Shyam, Girish Sastry, Amanda Askell, Sandhini Agarwal, Ariel Herbert-Voss, Gretchen Krueger, Tom Henighan, Rewon Child, Aditya Ramesh, Daniel M. Ziegler, Jeffrey Wu, Clemens Winter, Christopher Hesse, Mark Chen, Eric Sigler, Mateusz Litwin, Scott Gray, Benjamin Chess, Jack Clark, Christopher Berner, Sam McCandlish, Alec Radford, Ilya Sutskever, and Dario Amodei. 2020. Language models are few-shot learners. In *Proceedings of the 34th International Conference on Neural Information Processing Systems (NIPS'20)*. 1877–1901.
- [7] Nghi D. Q. Bui, Yijun Yu, and Lingxiao Jiang. 2021. InferCode: Self-supervised learning of code representations by predicting subtrees. In *Proceedings of the 43rd IEEE/ACM International Conference on Software Engineering (ICSE'21)*. 1186–1197.
- [8] Saikat Chakraborty, Rahul Krishna, Yangruibo Ding, and Baishakhi Ray. 2022. Deep learning based vulnerability detection: Are we there yet? *IEEE Transactions on Software Engineering* 48, 9 (2022), 3280–3296.
- [9] Jacob Devlin, Ming-Wei Chang, Kenton Lee, and Kristina Toutanova. 2019. BERT: Pre-training of deep bidirectional transformers for language understanding. In *Proceedings of the 2019 Conference of the North American Chapter of the Association for Computational Linguistics: Human Language Technologies (NAACL-HLT'19)*. 4171–4186.
- [10] Chunrong Fang, Zixi Liu, Yangyang Shi, Jeff Huang, and Qingkai Shi. 2020. Functional code clone detection with syntax and semantics fusion learning. In *Proceedings of the 29th ACM SIGSOFT International Symposium on Software Testing and Analysis (ISSTA'20)*. 516–527.
- [11] Fangxiaoyu Feng, Yinfei Yang, Daniel Cer, Naveen Arivazhagan, and Wei Wang. 2022. Language-agnostic BERT sentence embedding. In *Proceedings of the 60th Annual Meeting of the Association for Computational Linguistics (Volume 1: Long Papers)*. 878–891.
- [12] Zhangyin Feng, Daya Guo, Duyu Tang, Nan Duan, Xiaocheng Feng, Ming Gong, Linjun Shou, Bing Qin, Ting Liu, Daxin Jiang, and Ming Zhou. 2020. CodeBERT: A pre-trained model for programming and natural languages. In *Proceedings of the Findings of the Association for Computational Linguistics (EMNLP'20)*. 1536–1547.
- [13] Shuzheng Gao, Cuiyun Gao, Yulan He, Jichuan Zeng, Lun Yiu Nie, Xin Xia, and Michael R. Lyu. 2023. Code structure-guided transformer for source code summarization. *ACM Transactions on Software Engineering and Methodology* 32, 1, Article 23 (2023), 32 pages.
- [14] Tianyu Gao, Xingcheng Yao, and Danqi Chen. 2021. SimCSE: Simple contrastive learning of sentence embeddings. In *Proceedings of the 2021 Conference on Empirical Methods in Natural Language Processing (EMNLP'21)*. 6894–6910.
- [15] GLM [n. d.]. <https://open.bigmodel.cn/dev/howuse/model>. 2024.
- [16] Team GLM, Aohan Zeng, Bin Xu, Bowen Wang, Chenhui Zhang, Da Yin, Diego Rojas, Guanyu Feng, Hanlin Zhao, Hanyu Lai, Hao Yu, Hongning Wang, Jiadao Sun, Jiajie Zhang, Jiale Cheng, Jiayi Gui, Jie Tang, Jing Zhang, Juanzi Li, Lei Zhao, Lindong Wu, Lucen Zhong, Mingdao Liu, Minlie Huang, Peng Zhang, Qinkai Zheng, Rui Lu, Shuaiqi Duan, Shudan Zhang, Shulin Cao, Shuxun Yang, Weng Lam Tam, Wenyi Zhao, Xiao Liu, Xiao Xia, Xiaohan Zhang, Xiaotao Gu, Xin Lv, Xinghan Liu, Xinyi Liu, Xinyue Yang, Xixuan Song, Xunkai Zhang, Yifan An, Yifan Xu, Yilin Niu, Yuantao Yang, Yueyan Li, Yushi Bai, Yuxiao Dong, Zehan Qi, Zhaoyu Wang, Zhen Yang, Zhengxiao Du, Zhenyu Hou, and Zihan Wang. 2023. ChatGLM: A family of large language models from GLM-130B to GLM-4 all tools. *arXiv 2406.12793* (2023).
- [17] GPT-3.5 Turbo [n. d.]. <https://platform.openai.com/docs/models/gpt-3-5>. 2023.
- [18] Maria Halkidi, Yannis Batistakis, and Michalis Vazirgiannis. 2001. On clustering validation techniques. *Journal of Intelligent Information Systems* 17 (2001), 107–145.
- [19] Yoshiki Higo, Yasushi Ueda, Toshihiro Kamiya, Shinji Kusumoto, and Katsuro Inoue. 2002. On Software Maintenance Process Improvement Based on Code Clone Analysis. In *Proceedings of the 4th Conference on Product Focused Software Process Improvement (PROFES'02)*. 185–197.
- [20] Felix Hill, Kyunghyun Cho, and Anna Korhonen. 2016. Learning distributed representations of sentences from unlabelled data. In *Proceedings of the 2016 Conference of the North American Chapter of the Association for Computational Linguistics: Human Language Technologies (NAACL-HLT'16)*. 1367–1377.
- [21] John D. Hunter. 2007. Matplotlib: A 2D graphics environment. *Computing in Science & Engineering* 9, 3 (2007), 90–95.
- [22] László A. Jeni, Jeffrey F. Cohn, and Fernando De la Torre. 2013. Facing imbalanced data—recommendations for the use of performance metrics. In *Proceedings of the Humaine Association Conference on Affective Computing and Intelligent Interaction (ACII'13)*. 245–251.
- [23] Lingxiao Jiang, Ghassan Mishserghi, Zhendong Su, and Stephane Glondu. 2007. DECKARD: Scalable and accurate tree-based detection of code clones. In *Proceedings of the 29th International Conference on Software Engineering (ICSE'07)*. 96–105.

- [24] Shuai Jiang, Cai Fu, Shuai He, Jianqiang Lv, Lansheng Han, and Hong Hu. 2024. BinCola: Diversity-sensitive contrastive learning for binary code similarity detection. *IEEE Transactions on Software Engineering* 50, 10 (2024), 2485–2497.
- [25] Hong Jin Kang, Tegawendé F Bissyandé, and David Lo. 2019. Assessing the generalizability of code2vec token embeddings. In *Proceedings of the 34th IEEE/ACM International Conference on Automated Software Engineering (ASE'19)*. 1–12.
- [26] Tapas Kanungo, David M. Mount, Nathan S. Netanyahu, Christine D. Piatko, Ruth Silverman, and Angela Y. Wu. 2002. An efficient k-means clustering algorithm: Analysis and implementation. *IEEE Transactions on Pattern Analysis and Machine Intelligence* 24, 7 (2002), 881–892.
- [27] Mohamad Khajezade, Jie JW Wu, Fatemeh Hendijani Fard, Gema Rodriguez-Perez, and Mohamed Sami Shehata. 2024. Investigating the efficacy of large language models for code clone detection. In *Proceedings of the 32nd IEEE/ACM International Conference on Program Comprehension (ICPC'24)*. 161–165.
- [28] Adrian Kuhn, Stéphane Ducasse, and Tudor Gîrba. 2007. Semantic clustering: Identifying topics in source code. *Inf. Softw. Technol.* 49, 3 (2007), 230–243.
- [29] Quoc Le and Tomas Mikolov. 2014. Distributed representations of sentences and documents. In *Proceedings of the 31st International Conference on Machine Learning (ICML'14)*, Vol. 32. 1188–1196.
- [30] Chankyu Lee, Rajarshi Roy, Mengyao Xu, Jonathan Raiman, Mohammad Shoeybi, Bryan Catanzaro, and Wei Ping. 2024. NV-Embed: Improved Techniques for Training LLMs as Generalist Embedding Models. *arXiv* 2405.17428 (2024).
- [31] Chaofan Li, Zheng Liu, Shitao Xiao, Yingxia Shao, and Defu Lian. 2024. Llama2Vec: Unsupervised Adaptation of Large Language Models for Dense Retrieval. In *Proceedings of the 62nd Annual Meeting of the Association for Computational Linguistics (Volume 1: Long Papers)*. 3490–3500.
- [32] Weilong Li, Jintian Lu, Ruizhi Xiao, Pengfei Shao, and Shuyuan Jin. 2024. RCFG2Vec: Considering long-distance dependency for binary code similarity detection. In *Proceedings of the 39th IEEE/ACM International Conference on Automated Software Engineering (ASE'24)*. 770–782.
- [33] Xiaonan Li, Yeyun Gong, Yelong Shen, Xipeng Qiu, Hang Zhang, Bolun Yao, Weizhen Qi, Daxin Jiang, Weizhu Chen, and Nan Duan. 2022. CodeRetriever: A Large Scale Contrastive Pre-Training Method for Code Search. In *Proceedings of the 2022 Conference on Empirical Methods in Natural Language Processing (EMNLP'22)*. 2898–2910.
- [34] Chenyao Liu, Zeqi Lin, Jian-Guang Lou, Lijie Wen, and Dongmei Zhang. 2021. Can neural clone detection generalize to unseen functionalities?. In *Proceedings of the 36th IEEE/ACM International Conference on Automated Software Engineering (ASE'21)*. 617–629.
- [35] Shangqing Liu, Yu Chen, Xiaofei Xie, J. Siow, and Yang Liu. 2020. Retrieval-augmented generation for code summarization via hybrid GNN. In *Proceedings of the 16th International Conference on Learning Representations (ICLR'20)*. 1–16.
- [36] Hanxiao Lu, Hongyu Cai, Yiming Liang, Antonio Bianchi, and Z. Berkay Celik. 2025. A progressive transformer for unifying binary code embedding and knowledge transfer. In *Proceedings of the 32nd IEEE International Conference on Software Analysis, Evolution and Reengineering (SANER'25)*. 383–393.
- [37] Nikita Mehrotra, Navdha Agarwal, Piyush Gupta, Saket Anand, David Lo, and Rahul Purandare. 2022. Modeling functional similarity in source code with graph-based Siamese networks. *IEEE Transactions on Software Engineering* 48, 10 (2022), 3771–3789.
- [38] Tomas Mikolov, Ilya Sutskever, Kai Chen, Greg S Corrado, and Jeff Dean. 2013. Distributed representations of words and phrases and their compositionality. In *Proceedings of the 27th International Conference on Neural Information Processing Systems (NeurIPS'13)*, Vol. 26.
- [39] Lili Mou, Ge Li, Lu Zhang, Tao Wang, and Zhi Jin. 2016. Convolutional neural networks over tree structures for programming language processing. In *Proceedings of the 30th AAAI Conference on Artificial Intelligence (AAAI'16)*. 1287–1293.
- [40] Nils Reimers and Iryna Gurevych. 2019. Sentence-BERT: Sentence embeddings using Siamese BERT-networks. In *Proceedings of the 2019 Conference on Empirical Methods in Natural Language Processing and the 9th International Joint Conference on Natural Language Processing (EMNLP-IJCNLP'19)*. 3982–3992.
- [41] Vaibhav Saini, Farima Farmahinifarahani, Yadong Lu, Pierre Baldi, and Cristina V Lopes. 2018. Oreo: Detection of clones in the Twilight Zone. In *Proceedings of the 2018 26th ACM Joint Meeting on European Software Engineering Conference and Symposium on the Foundations of Software Engineering (ESEC/FSE'18)*. 354–365.
- [42] Hitesh Sajjani, Vaibhav Saini, Jeffrey Svajlenko, Chanchal K Roy, and Cristina V Lopes. 2016. SourcererCC: Scaling code clone detection to big-code. In *Proceedings of the IEEE/ACM 38th International Conference on Software Engineering (ICSE'16)*. 1157–1168.
- [43] Abdullah Sheneamer. 2018. CCDLC detection framework-combining clustering with deep learning classification for semantic clones. In *Proceedings of the 17th IEEE International Conference on Machine Learning and Applications (ICMLA'18)*. 701–706.

- [44] Abdullah Sheneamer, Hanan Hazazi, Swarup Roy, and Jugal Kalita. 2017. Schemes for labeling semantic code clones using machine learning. In *Proceedings of the 16th IEEE International Conference on Machine Learning and Applications (ICMLA'17)*. 981–985.
- [45] Jeffrey Svajlenko, Judith F Islam, Iman Keivanloo, Chanchal K Roy, and Mohammad Mamun Mia. 2014. Towards a big data curated benchmark of inter-project code clones. In *Proceedings of the 30th IEEE International Conference on Software Maintenance and Evolution (ICSME'14)*. 476–480.
- [46] Ze Tang, Xiaoyu Shen, Chuanyi Li, Jidong Ge, Liguang Huang, Zhelin Zhu, and Bin Luo. 2022. AST-Trans: Code summarization with efficient tree-structured attention. In *Proceedings of the 44th IEEE/ACM International Conference on Software Engineering (ICSE'22)*. 150–162.
- [47] Michele Tufano, Cody Watson, Gabriele Bavota, Massimiliano Di Penta, Martin White, and Denys Poshyvanyk. 2018. Deep learning similarities from different representations of source code. In *Proceedings of the 15th International Conference on Mining Software Repositories (MSR'18)*. 542–553.
- [48] Wenhan Wang, Ge Li, Bo Ma, Xin Xia, and Zhi Jin. 2020. Detecting code clones with graph neural network and flow-augmented abstract syntax tree. In *Proceedings of the 27th IEEE International Conference on Software Analysis, Evolution and Reengineering (SANER'20)*. 261–271.
- [49] Yue Wang, Hung Le, Akhilesh Gotmare, Nghi Bui, Junnan Li, and Steven Hoi. 2023. CodeT5+: Open code large language models for code understanding and generation. In *Proceedings of the 2023 Conference on Empirical Methods in Natural Language Processing (EMNLP'23)*. 1069–1088.
- [50] Yue Wang, Weishi Wang, Shafiq Joty, and Steven C.H. Hoi. 2021. CodeT5: Identifier-aware unified pre-trained encoder-decoder models for code understanding and generation. In *Proceedings of the 2021 Conference on Empirical Methods in Natural Language Processing (EMNLP'21)*. 8696–8708.
- [51] Martin White, Michele Tufano, Christopher Vendome, and Denys Poshyvanyk. 2016. Deep learning code fragments for code clone detection. In *Proceedings of the 31st IEEE/ACM International Conference on Automated Software Engineering (ASE'16)*. 87–98.
- [52] Yueming Wu, Deqing Zou, Shihan Dou, Wei Yang, Duo Xu, and Hai Jin. 2022. VulCNN: An image-inspired scalable vulnerability detection system. In *Proceedings of the 44th IEEE/ACM International Conference on Software Engineering (ICSE'22)*. 2365–2376.
- [53] Zixiang Xian, Muhammad Azam, Manar Amayri, and Nizar Bouguila. 2021. Model selection criterion for multivariate bounded asymmetric Gaussian mixture model. In *Proceedings of the 29th European Signal Processing Conference (EUSIPCO'21)*. 1436–1440.
- [54] Zixiang Xian, Muhammad Azam, Manar Amayri, Wentao Fan, and Nizar Bouguila. 2022. *Bounded asymmetric Gaussian mixture-based hidden Markov models*. Springer International Publishing, 33–58.
- [55] Zixiang Xian, Muhammad Azam, and Nizar Bouguila. 2021. Statistical modeling using bounded asymmetric Gaussian mixtures: Application to human action and gender recognition. In *Proceedings of the 22nd International Conference on Information Reuse and Integration for Data Science (IRI'21)*. 41–48.
- [56] Zixiang Xian, Rubing Huang, Dave Towey, Chunrong Fang, and Zhenyu Chen. 2024. TransformCode: A contrastive learning framework for code embedding via subtree transformation. *IEEE Transactions on Software Engineering* 50, 6 (2024), 1600–1619.
- [57] Jia-Yu Yao, Kun-Peng Ning, Zhen-Hui Liu, Mu-Nan Ning, and Li Yuan. 2023. LLM lies: Hallucinations are not bugs, but features as adversarial examples. *arXiv* 2310.01469 (2023).
- [58] Dejian Zhang, Wasi Ahmad, Ming Tan, Hantian Ding, Ramesh Nallapati, Dan Roth, Xiaofei Ma, and Bing Xiang. 2024. Code representation learning at scale. (2024).
- [59] Jian Zhang, Xu Wang, Hongyu Zhang, Hailong Sun, Kaixuan Wang, and Xudong Liu. 2019. A novel neural source code representation based on abstract syntax tree. In *Proceedings of the 41st IEEE/ACM International Conference on Software Engineering (ICSE'19)*. 783–794.
- [60] Shengyao Zhuang, Xueguang Ma, Bevan Koopman, Jimmy Lin, and Guido Zuccon. 2024. PromptReps: Prompting Large Language Models to Generate Dense and Sparse Representations for Zero-Shot Document Retrieval. In *Proceedings of the 2024 Conference on Empirical Methods in Natural Language Processing (EMNLP'24)*. 4375–4391.

Received 3 June 2025