

Scideator: Human-LLM Scientific Idea Generation and Novelty Evaluation Grounded in Research-Paper Facet Recombination

Marissa Radensky
radensky@cs.washington.edu
University of Washington
USA

Simra Shahid*
simra.sshahid@gmail.com
Adobe
India

Raymond Fok
rayfok@cs.washington.edu
University of Washington
USA

Pao Siangliulue
paos@allenai.org
Allen Institute for AI
USA

Tom Hope[†], Daniel S. Weld[†]
tomh@allenai.org, danw@allenai.org
Allen Institute for AI
USA

[†] Equal Advisors

ABSTRACT

The scientific ideation process often involves blending salient aspects of existing papers to create new ideas, and *facet-based* ideation is an established framework for idea generation. To see how large language models (LLMs) might assist in this process, we contribute a novel mixed-initiative ideation tool called SCIDEATOR. Starting from a user-provided set of scientific papers, SCIDEATOR extracts key facets — purposes, mechanisms, and evaluations — from these and related papers, allowing users to explore the idea space by interactively recombining facets to synthesize inventive ideas. SCIDEATOR also helps users gauge idea originality by searching the literature for overlaps, assessing idea novelty and providing explanations. To support these tasks, SCIDEATOR introduces three LLM-powered retrieval-augmented generation (RAG) modules: Analogous Paper Facet Finder, Faceted Idea Generator, and Idea Novelty Checker. In a within-subjects user study (N=22) with computer-science researchers comparing SCIDEATOR to a strong baseline, our tool provided significantly more creativity support, particularly with respect to exploration, which participants considered the most important factor for idea generation.

1 INTRODUCTION

Research papers are major sources of inspiration for scientific ideas, as they expose scientists to relevant concepts that can be recombined into new ideas [8, 33, 55, 63]. However, generating research ideas by recombining concepts from research papers is difficult for multiple reasons. For one, scientists must wade through an ever-expanding literature to find relevant concepts [6, 31]. Moreover, the phenomenon of fixation biases scientists against considering more diverse concepts and concept recombinations; instead, they are predisposed to think about a problem in familiar terms, which hinders the stimulation of novel ideas [18, 57]. Even if a scientist manages to identify interesting concept recombinations to form potential research ideas, assessing the ideas’ novelty relative to existing literature is a cumbersome yet critical task.

Prior work has demonstrated the effectiveness of using a facet-based approach to find analogies between research papers for idea inspiration [8, 33, 55]. Still, the non-trivial task of recombining concepts and evaluating their associated ideas was left to the scientists

themselves, preventing scientists from exploring more recombinations. Meanwhile, recent work has demonstrated large-language-models’ (LLMs’) promise in assisting with scientific ideation. These works explored breadth-first versus depth-first ideation support [42], persona-based feedback on ideas [41], and idea development support [56]. LLMs make it possible to quickly synthesize and evaluate ideas. However, none of these human-LLM works support *facet-based* scientific ideation.

In this work, we present SCIDEATOR, an LLM-powered tool for facet-based scientific idea generation and novelty evaluation. SCIDEATOR employs a human-AI approach (Fig 1). To begin, the user provides an ideation topic and set of input papers that they would like to use as a starting point for ideation. SCIDEATOR extracts key facets (purpose, mechanism, and evaluation) from the input papers. As in prior work, a paper’s purpose facet describes the problem addressed by the paper, while its mechanism facet describes the paper’s proposed solution to the problem [8, 33, 55]. We also include an evaluation facet, describing each paper’s method to determine if the mechanism successfully addressed the purpose. SCIDEATOR then retrieves papers with analogous purpose-mechanism pairs similar to those from the input papers. The scientist works with SCIDEATOR to select candidate facets from retrieved and input papers for recombination. The tool generates analogies involving the candidate facets and produces ideas based on the most promising ones. Based on relevant retrieved literature and carefully constructed in-context examples, SCIDEATOR then provides a novelty classification and reason for proposed ideas, making it easy for scientists to verify the tool’s assessment. Finally, the tool provides facet-based suggestions for how to improve ideas deemed not novel.

We investigate how SCIDEATOR impacts scientific ideation through a within-subjects user study with 22 computer-science researchers comparing their idea generation and novelty evaluation when using SCIDEATOR versus a strong baseline. Participants experienced significantly more creativity support in idea generation with SCIDEATOR, particularly with respect to exploring different ideas, which they considered the most important factor for creativity support in idea generation. The results also suggested that SCIDEATOR’s novelty checker is effective in helping scientists to filter out unoriginal ideas. Participants generally changed their idea novelty assessments when SCIDEATOR classified an idea as ‘not novel,’ which participants could

*Made large contribution.

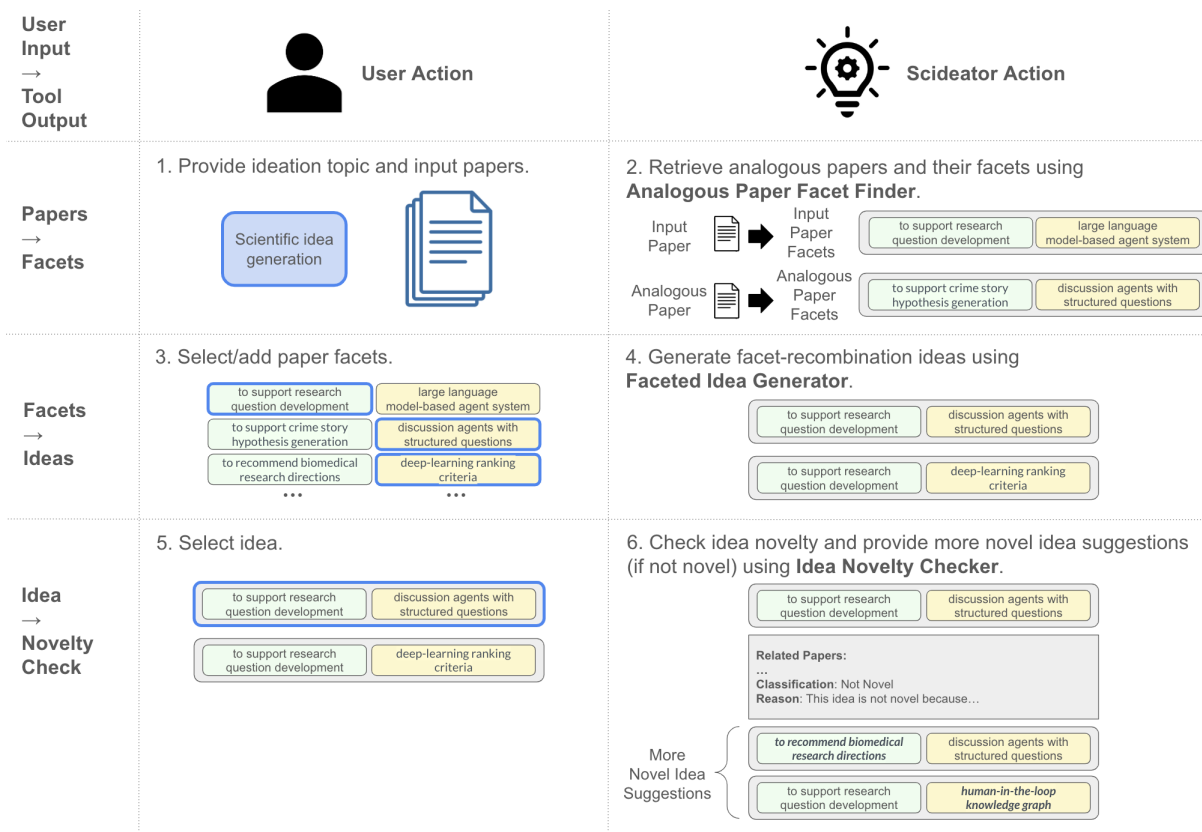


Figure 1: The SCIDEATOR workflow. 1) The interaction begins with the user providing an ideation topic and set of input papers as a starting point for ideation. 2) SCIDEATOR responds by retrieving analogous papers to the input papers and extracting facets (purpose, mechanism, and evaluation) from the input and analogous papers. (The evaluation facets are omitted in the figure for clarity, as it is not part of the main logic.) 3) The user then selects paper facets as well as adds their own facets for which they want to generate ideas. 4) SCIDEATOR recombines these selected facets into ideas with one purpose and one mechanism. If a purpose or mechanism facet is unspecified, the tool selects one. 5) The user selects an idea to assess for novelty. 6) SCIDEATOR classifies the idea as “novel” or “not novel” and provides a short rationale. 7) The user reviews the novelty classification and adjusts it if they disagree. 8) If the idea is deemed “not novel,” SCIDEATOR suggests more novel ideas with one of the initial idea’s facets replaced.

verify using the related papers and explanation provided by the tool.

In an additional automated evaluation of our idea novelty checker, we compare our approach to recent automatic novelty evaluation methods ([44, 61]). For the same collection of papers relevant to an idea, the module improves agreement with human novelty ratings by more than 10x compared to a recent approach for LLM-based novelty ratings [44], and leads to approximately 13% higher agreement than another recent approach [61]. In terms of training LLMs to assess novelty, we further show that our approach of manually annotating generated ideas with novelty labels and concise reasons leads to better outcomes than other approaches that employ only literature retrieval, peer-review data from OpenReview [54], or LLM “prompt optimizers” [35, 74]. Furthermore, ablation experiments demonstrate the importance of each component of our novelty checker.

In summary, we make the following contributions:

- A human-AI workflow for scientific ideation that...
 - (1) takes a set of papers as input and finds a set of analogous papers,
 - (2) extracts key facets from the input and analogous papers,
 - (3) recombines those facets into new ideas,
 - (4) evaluates those ideas for novelty,
 - (5) iterates upon those ideas to improve their novelty, and
 - (6) allows seamless human refinement at each step.
- SCIDEATOR, a mixed-initiative system that implements this workflow.
- A within-subjects user study (N=22) demonstrating that, compared to a strong baseline, SCIDEATOR significantly increases creativity support, especially exploration, which participants consider the most important factor for idea generation.
- An automated evaluation of our novelty checker highlighting its advantages compared to other baselines and ablations.

2 RELATED WORK

2.1 Divergent and Convergent Thinking

In ideation, there are two main stages of thinking: divergent and convergent [15, 60]. While engaging in divergent thinking, the ideator is not worried about generating the most high-quality ideas. Instead, they aim to produce as many ideas as possible in an effort to leave no stone unturned in considering potential ideas. At this stage of the ideation process, avoiding fixation on familiar concepts is important [18, 57]. Otherwise, the ideator may miss strong candidate ideas simply because they utilize more distant concepts. In contrast, while engaging in convergent thinking, the ideator concentrates on narrowing down their ideas and determining which ideas to pursue. SCIDEATOR provides support for both divergent and convergent ideation. For divergent ideation, the tool helps users to gather inspiration from many sources and come up with several potential research ideas. For convergent ideation, the tool supports evaluating ideas for novelty relative to the literature.

2.2 Human-AI, Scientific Ideation

Several prior works have looked into automating scientific ideation [4, 37, 72], but automatic methods are currently insufficient for formulating novel, impactful research ideas [28, 30, 72]. In response, many works have studied the benefits of human-AI collaboration in scientific ideation [24, 73]. With the rapid advancement of LLMs, recent work has explored LLM-powered scientific ideation tools [21]. For example, the tool CoQuest supports *divergent* generation of many ideas. It allows users to direct an LLM with plain-text feedback, and the LLM generates potential ideas in a breadth-first or depth-first manner [41]. Other works have investigated supporting *convergent* human-AI scientific ideation, focusing on the development and expansion of a single input research idea rather than the creation of several diverse candidate ideas [42, 56]. Unlike SCIDEATOR, none of these works utilize facet recombination or facet analogies to create ideas, which prior work has demonstrated may benefit the ideation process in general (see Section 2.3) as well as the scientific ideation process in particular (see Section 2.4). Also unlike SCIDEATOR, these works do not directly support evaluating ideas for novelty, though they do provide some features that could be used for idea novelty evaluation (e.g., related papers [41, 42], an interactive related literature review [56], general critiques and revisions of the idea [42]). To assist with novelty evaluation, SCIDEATOR provides scientists not only with relevant papers to the idea but also with a binary classification of its novelty relative to these papers as well as a reason for the classification.

2.2.1 Scientific Idea Novelty Evaluation. Dean et al. determined novelty, relevance, feasibility, and specificity as the most prominent metrics to constitute a “good” idea [17]. For supporting idea evaluation, we focus on the aspect of novelty that they referred to as originality, which is defined as “the degree to which the idea is not only rare but is also ingenious, imaginative, or surprising.” There has been an increase in work on automatic evaluation of research idea novelty [43, 44, 72]. In the area of human-LLM interaction, Nigam et al. introduced Acceleron, a mixed-initiative, LLM-powered tool that uses an agent-based architecture with distinct personas to assess and improve upon the novelty of a research

proposal relative to similar papers [50, 51]. Related work has also emerged regarding automatic paper reviews, which often involve assessing the paper’s novelty [16, 40]. In terms of human-LLM paper reviews, Sun et al. presented an LLM-powered tool to support novice peer reviewers, which included in-situ knowledge support for novelty evaluation [66].

However, all of these works related to scientific idea novelty evaluation do not explore support for facet-based ideation, while SCIDEATOR does. Furthermore, these works focus on convergent thinking and do not include any component for divergent idea generation, while SCIDEATOR supports a seamless back-and-forth between the idea generation and idea novelty evaluation processes. In addition, Acceleron, which to our knowledge is the main prior work exploring human-LLM novelty evaluation of potential research ideas, had a modest evaluation— a qualitative analysis of three scientists’ interactions with the system, whereas SCIDEATOR is evaluated through both automatic analyses and a mixed-methods user study with 22 participants.

2.3 Human-AI, Facet-Based Ideation

Concept combination and analogy are key methods for creating ideas [26, 34, 69]. Often, concept combination refers to the fusing of two concepts into a new emergent concept. We use the phrase “concept combination” or “facet combination” more broadly to refer to the use of multiple concepts in creating a new idea.

Related work has investigated how concept combination may be used in LLM-powered tools for ideation in non-scientific domains []. BIOSPARK presents a human-AI tool to support facet-based ideation for engineering designs inspired by biological analogies. The tool helps users to identify inspiration for solving one of a few specific, preset engineering problems by drawing on a dataset of biological mechanisms. Meanwhile, AnalogiLead allows users to combine facets from preset design problems and analogous situations in order to produce new ideas [64]. We build upon these works by developing and evaluating a human-LLM tool that supports facet-based ideation for any user-provided ideation topic¹ and small set of input papers, based on which the system identifies analogous papers and extracts facets to recombine.

Some prior works focused on human-AI facet-based ideation have, like SCIDEATOR, addressed more flexible ideation topics [9, 38]. For instance, CreativeConnect allows users to recombine keywords to generate a graphic sketch [12], and Luminate helps users to recombine values of various dimensions to generate diverse LLM responses [65]. SCIDEATOR is still different from these tools in two manners. First, SCIDEATOR recombines facets through the use of analogy, which is an established framework for supporting facet-based ideation (see 2.4). Second, SCIDEATOR provides affordances for idea novelty evaluation. In the scientific domain, this is particularly important.

2.4 Human-AI, Facet-Based, Scientific Ideation

Of particular note to scientific ideation is a line of work that describes ideas in terms of two facets: the purpose (i.e., the problem) and the mechanism (i.e., the proposed solution to the problem).

¹The system is currently set up for computer science ideation topics but can be easily adjusted for other research areas.

Figure 2: SCIDEATOR’s cold start. Above, the user selects or adds facets to generate ideas. They can also generate more facets to consider, and add custom instructions for the idea generation. Below, the user peruses their ideas and evaluates an idea for novelty by clicking the search icon to its left. The ideation topic here is human-AI collaboration in art.

3 SYSTEM

3.1 Design Goals

- **DG1: Help scientists to generate research ideas using a facet-based framework.** Prior work has demonstrated

To address DG1, our system retrieves facets relevant and analogous to the user’s input paper facets, which can be recombined to form research ideas, with as much or as little input from the user as they prefer. To enhance the expressiveness of the faceted idea framework consisting of purpose and mechanism facets, we introduce the facet of evaluation, or the method to determine whether the proposed solution solves the problem. Our system also allows users to add their own facets.

- **DG2: Help scientists to evaluate ideas for novelty.** Prior work has established novelty as a key component for a good idea [17]. Scientists want to work on novel research ideas in order to make meaningful contributions to the scientific community, which is why several works on automatic novelty evaluation for scientific ideas already exist [43, 44, 72].

Because the main decision-maker for which scientific idea to pursue is still the scientist, it is important to study human-LLM tools for idea novelty evaluation. Furthermore, LLM-generated research ideas may plagiarize existing work [25], making humans critical for thorough idea novelty assessment. An important challenge in finding a novel research idea is determining if an idea is novel compared to a vast pool of existing literature and improving upon its novelty if need be [50, 72].

To address DG2, our tool provides idea novelty assessments that classify an idea as ‘novel’ or ‘not novel’ relative to retrieved related work and present a rationale to explain the classification. If the idea is classified as ‘not novel,’ the tool provides suggestions for more novel ideas, with one facet replaced.

3.2 Paper Facets

To generate ideas, SCIDEATOR utilizes three facets from papers: the purpose, mechanism, and evaluation. The purpose facet describes the problem being addressed by the paper, the mechanism facet describes the paper’s proposed solution to the problem, and the evaluation facet describes the paper’s method to determine if the proposed solution actually solves the problem.

3.3 Workflow and Implementation

In this section, we provide an overview of the SCIDEATOR workflow and its implementation. The frontend of SCIDEATOR was developed using React and TypeScript, and the backend with Python. Unless noted otherwise, we used the LLM gpt-4o-2024-08-06 and a temperature of zero. In addition, whenever we mention using a paper, we only use its title and abstract. The prompts to the LLM for each module may be found in the appendix.

Our workflow has three steps: **Papers → Facets, Facets → Ideas, and Idea → Novelty Assessment** (Figure 1). Each step is driven by the following modules respectively: Analogous Paper Facet Finder, Faceted Idea Generator, and Idea Novelty Checker.

3.3.1 Workflow Step 1: Papers → Facets. A user enters a broad ideation topic² and a set of one or more papers that they would like to use as a starting point. SCIDEATOR uses the input to find relevant paper facets to recombine.

SCIDEATOR’s **Analogous Paper Facet Finder**³ (Figure 3) first retrieves information for the input papers as well as four similar papers from the Semantic Scholar API [36]. To ensure a balance among these papers, we request the two top-ranked papers (with a retrievable title and abstract) from the “all-cs” corpus and another two from the “recent” corpus. Thus, SCIDEATOR retrieves four papers **very near** to the input paper. SCIDEATOR then uses the input and very-near papers to create a summary of relevant works. This summarization step is inspired by CoQuest’s “search and summarize” action for coming up with research questions [41].

Next, SCIDEATOR’s LLM is prompted to extract the overarching purpose and mechanism of the input papers. The LLM subsequently generates twelve purpose-mechanism pairs that are analogous to the overarching purpose and mechanism of the input papers. More

²The system is currently set up for computer science ideation topics but can be easily adjusted for other research areas.

³The LLM prompts for the Analogous Facet Finder module are in Appendix A.

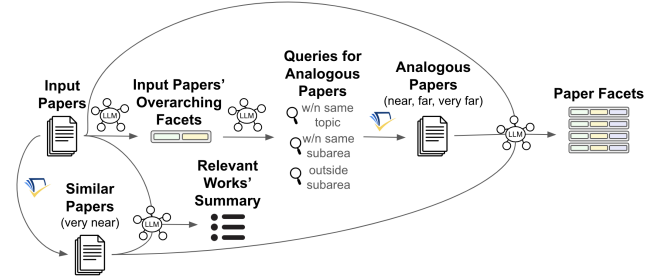


Figure 3: The Analogous Paper Facet Finder module. For a set of input papers, SCIDEATOR uses Semantic Scholar’s API to retrieve similar papers (very near). It uses the input and very-near papers to create a summary of relevant works. Next, the tool extracts key facets from the input papers and determines the input papers’ overarching purpose and mechanism, which it uses to come up with three queries for papers with an analogous purpose and mechanism. The queries are for analogous papers with varying distances from the input paper: same topic (near), same subarea (far), and different subarea (very far). Those queries are fed to the Semantic Scholar API to retrieve analogous papers. Finally, the facets of all the analogous papers are extracted by the LLM.

specifically, it generates four analogous purpose-mechanism pairs from the *same topic* within computer science research (**near**), four from the *same subarea* (**far**), and four from a *different subarea* (**very far**). For each analogous purpose-mechanism pair, the LLM also generates a query for finding relevant papers. SCIDEATOR uses the Semantic Scholar API to retrieve the top four papers (with retrievable titles and abstracts) relevant to each query from the “all-cs” corpus. If no paper is found, SCIDEATOR iteratively shortens the query until a paper is returned. The first retrieved paper becomes the representative paper for the analogous purpose-mechanism pair, while the other three papers act only as additional context for the representative paper. Thus, SCIDEATOR prepares four near, four far, and four very-far analogous papers.

SCIDEATOR generates the key facets (purpose, mechanism, and evaluation) of the input papers and the 16 papers of varying distance from the input papers, based on their titles and abstracts. The LLM is prompted to write the facets as short phrases (no more than 7 words).⁴

As shown in the top half of Figure 2, the tool presents all of the extracted paper facets to the user. They can track facet provenance to see if the facet originated from their own input (input paper, manually-added facet, or facet generated based on a user-provided query) or from a paper of increasing distance from the input papers (very near, near, far, or very far). If the user is unsure what a particular facet is, they can hover over the facet’s associated question

⁴To confirm reasonable consistency in facet distance, the first two authors annotated previously unseen purposes/mechanisms generated by the tool for three papers not used in the user study. It was an earlier but similar version of the tool compared to what was used in the study. Facets were grouped into generally near and far categories. Both annotators classified the majority of near purposes, near mechanisms, far purposes, and far mechanisms like the tool. One annotator demonstrated substantial agreement (Cohen’s Kappa = 0.61) and the other demonstrated moderate agreement (Cohen’s Kappa = 0.53) with the tool.

mark to see its description. Also, by clicking the facet’s associated paper icon, the user can open the Semantic Scholar link to the paper from which the facet came.

Users can also type in their own facets directly. Furthermore, they can use the "Generate More Facets" button to synthesize new ones, optionally specifying a query as direction. If they provide a query, SCIDEATOR retrieves four papers relevant to the query: the top two from the "all-cs" corpus and top two from the "recent" corpus. Otherwise, the system retrieves four papers from each distance category with the Analogous Paper Facet Finder. Then, SCIDEATOR generates the key facets from each of the retrieved papers and adds them to the interface.

3.3.2 Workflow Step 2: Facets → Ideas. Once the user has gotten a sense of the facets available, they either select facets or allow the system to choose in order to generate ideas (Figure 2, top half). Based on the facet selection, the tool generates four ideas.

Table 1 summarizes how SCIDEATOR’s **Faceted Idea Generator** module recombines facets for idea generation.⁵ ⁶ The module is designed to handle idea generation in four situations: when the user 1) first loads the system (**Initial**), 2) does not select a purpose or mechanism (**No-P-no-M**), 3) selects at least one purpose but no mechanism or vice versa (**P-or-M**), and 4) selects at least one purpose and mechanism (**P-and-M**).

The module aims to combine papers of varying distance from the input papers. No matter the situation, the LLM is prompted twice to generate analogies and corresponding ideas between two groups of papers, which are selected based on which of the four situations arise. For each of the two prompts, the LLM generates six candidate analogies between a group-1 paper’s purpose and mechanism and a group-2 paper’s purpose and mechanism. The LLM selects the two analogies that best fit carefully described criteria for a good idea (i.e., understandability, relevance, feasibility, specificity, and novelty). The LLM then converts one analogy into an idea combining the group-1 paper’s purpose and the group-2 paper’s mechanism. It converts the other analogy into an idea combining the group-1 paper’s mechanism and the group-2 paper’s purpose. The LLM is instructed to come up with ideas related to the ideation topic but differentiate its ideas from the existing work described in the relevant works’ summary and the papers from which it ideates. It is also instructed to take a step to improve upon its ideas in terms of the criteria for a good idea.

To start, the system creates four ideas using our **Initial** idea generation method. In this situation, for generating the first two analogies and corresponding ideas, the group-1 papers are the input/very-near papers, and the group-2 papers are the *near* papers. For generating the second two analogies and corresponding ideas, the group-1 papers are again the input/very-near papers, and the group-2 papers are the *far/very-far* papers. Each generated idea’s evaluation facet is selected by the LLM; it is the evaluation facet either from the purpose’s associated paper or the mechanism’s associated paper. Afterwards, SCIDEATOR produces four ideas each time based on the user’s choice of facets and its corresponding

situation, as outlined in Table 1.⁷ Table 2 presents a sample of user study participants’ favorite ideas, which were generated using the different methods of this module.⁸

As the user explores their facet-based ideas, they can see a more detailed version of each by clicking the ‘Expand’ button (Figure 2, bottom half). Not pictured, the user can also add their own idea, and the LLM is prompted to extract its facets, which are added to the list of available facets.

Situation	Selected Facet(s)	Input	Four Output Ideas <purpose, mechanism, evaluation> * = evaluation selected by user or from the purpose’s or mechanism’s papers.
Initial	None	<ul style="list-style-type: none"> Relevant papers’ LLM summary Input papers with facets Analogous papers with facets 	<ul style="list-style-type: none"> <input/very-near, near, either> <near, input/very-near, either> <input/very-near, far/very-far, either> <far/very-far, input/very-near, either>
No-P-no-M	No purpose No mechanism Optional evaluation	<ul style="list-style-type: none"> [Same inputs as the Initial method] Selected evaluation facet(s) 	<ul style="list-style-type: none"> <input/very-near, near, "> <near, input/very-near, "> <input/very-near, far/very-far, "> <far/very-far, input/very-near, ">
P-or-M	Only purpose(s) or mechanism(s) Optional evaluation	<ul style="list-style-type: none"> [Same inputs as the Initial method] Selected purpose or mechanism facet(s) Selected evaluation facet(s) 	<ul style="list-style-type: none"> <input/very-near, near, "> or <near, selected, "> <input/very-near, far/very-far, "> or <far/very-far, selected, ">
P-and-M	Both purpose(s) and mechanism(s) Optional evaluation	<ul style="list-style-type: none"> [Same inputs as the Initial method] Selected purpose facet(s) Selected mechanism facet(s) Selected evaluation facet(s) 	<ul style="list-style-type: none"> <4x: <selected, selected, ">

Table 1: The Faceted Idea Generator module generates analogies between two purpose-mechanism pairs from different papers. It then uses these analogies to inspire novel ideas combining the purpose from one paper with the mechanism from another. The module aims to combine papers of varying distance from the input papers, but which papers are involved in the analogies depends on whether the user has selected any purposes or mechanisms.

3.3.3 Workflow Step 3: Ideas → Novelty Assessments. After collecting a few candidate ideas, the user evaluates ideas for novelty and finds more novel ones. To evaluate an idea, the user opens the novelty checker modal (Figure 4) by clicking the search button to the left of an idea. The user reviews the tool’s retrieved papers related to the idea, novelty classification of the idea (“novel” or “not novel”), and short classification reason referencing the related papers. The user can manually overwrite SCIDEATOR’s classification and reason. When the idea is marked as “not novel”, SCIDEATOR presents the user with three new idea suggestions, each replacing a different facet in the original idea.

The **Idea Novelty Checker** module (Figure 5) powers these interactions through four steps: 1) retrieve candidate relevant papers, 2) select most relevant papers, 3) evaluate idea novelty, and 4) suggest more novel ideas.⁹

STEP 1: RETRIEVE CANDIDATE RELEVANT PAPERS. To assess an idea’s novelty, we compare an idea against a comprehensive collection of relevant papers. This collection includes many papers, including all of the papers that the previous modules retrieved. SCIDEATOR also finds more related papers to these papers using the Semantic Scholar API [36]. However, simple retrieval methods

⁵The prompts to the LLM for the Faceted Idea Generator module may be found in Appendix B.

⁶In this module, the LLM’s temperature is set to 0.75 to make the responses more varied.

⁷Note that, if one of the selected purposes or mechanisms is manually entered and therefore does not have an associated paper, the system generates a purpose or mechanism to pair with the selected facet for the sake of creating analogies with another paper.

⁸The expanded versions of the sample ideas are in Appendix E.

⁹The prompts to the LLM for the module are listed in Appendix C.

Situation	Topic	Purpose	Mechanism	Evaluation	Custom Instructions	Short Version of Idea
Initial, Treatment	LLM explainability	to enhance medical information retrieval (near)	sequential knowledge-guided prompting (paper input)	medical question-answering benchmarks (near, unselected)	None	Create a medical information retrieval system using sequential knowledge-guided prompting to simulate diagnostic pathways. This system will integrate electronic health records (EHRs) with clinical guidelines, leveraging prompts to identify and follow potential diagnostic routes. Using medical question-answering benchmarks, the system will evaluate the accuracy and relevance of retrieved information in real-time.
P-or-M, Treatment	human-AI collaboration in art	to enhance designer-ai collaboration (very near, selected)	residual learning framework (far)	empirical performance analysis (far, unselected)	I want to know if designer want to work with ai	Develop a residual learning framework for AI design tools where designer feedback on specific elements like color schemes and layouts is treated as residuals. The AI iteratively refines these elements, enhancing the final design. The feedback loop is designed to be intuitive, allowing designers to easily indicate areas for refinement, which the AI then uses to adjust its design suggestions dynamically.
P-and-M, Treatment	LLM explainability	to explain text generation outputs (paper input)	explanation logic verifier (own input)	quantitative and qualitative analysis (paper input, selected)	Use different verification approaches from NLI, math, program to ensure the explanation follows a logical consistency	Develop a platform where a mathematical logic verifier validates LLM-generated mathematical explanations and employs graph-based visual proof representations. These visual tools will illustrate each logical step, aiding comprehension and engagement. The verifier will ensure explanations are logically consistent and accurate, using the visual aids to guide users through complex reasoning processes effectively.
P-and-M, Treatment	AI tools for education	to personalize vocabulary learning (very near)	ai-generated virtual speakers (very near)	participant feedback analysis (very near, unselected)	make the idea more focused and specific	Develop a personalized vocabulary learning platform using AI-generated virtual speakers that tailor dialogue scenarios to user-uploaded images. The AI analyzes images to identify objects and contexts, generating dialogues that incorporate relevant vocabulary for enhanced learning.
Baseline	dealing with LLM hallucinations	N/A	N/A	N/A	Can the reward model in Selk-Knoelwidge tuning be changed to incorporate more fine-grained feedback (e.g. from Halo-gen like metrics) [all 3 papers given to LLM]	Develop a comprehensive reward model for Self-Knowledge Tuning that integrates specific HALoGEN metrics, such as atomic unit verification and error classification. The model will be tested across multiple domains to assess its effectiveness in reducing hallucinations in LLMs. This approach not only refines the feedback loop with detailed evaluations but also establishes a robust testing framework to validate improvements in factual accuracy.
Baseline	AI tools for education	N/A	N/A	N/A	Generate ideas that use non-traditional mediums for education, so avoid using textbooks or other material commonly found in classrooms. [all 3 papers given to LLM]	Develop an AR-based mobile app powered by AI that personalizes ecological education for children by adapting content to local biodiversity. The app will guide users in exploring their surroundings to identify species and offer contextual ecological insights. AI will craft personalized learning journeys, adapting to the user's pace and knowledge level. It will include virtual simulations of diverse ecosystems for users in less biodiverse areas, ensuring inclusivity and broader educational reach.

Table 2: A sample of participants’ favorite ideas from the user study. The treatment ideas are generated with the different methods of the Faceted Idea Generator module, depending on whether the participant selected any purposes or mechanisms.

often overlook contextual aspects of ideas such as their purpose, mechanism and evaluation facets [48, 49, 70]. To improve the paper collection’s coverage, SCIDEATOR generates search queries based on various keywords directly related to the idea to retrieve relevant papers, a query-based retrieval method used in [45, 62]. The search queries themselves are LLM-generated keywords and potential titles based on the idea description.

The keyword-based search results sometimes introduce irrelevant results. For example, consider the idea in Figure 5 about citation-based suggestions for scientific innovation; a keyword like ‘scientific innovation’ is extracted from the idea. Searching with this keyword would indeed retrieve relevant papers but might also include unrelated articles merely because the phrase appears in their title and abstract. To counter this limitation, SCIDEATOR retrieves relevant text snippets directly from the full text of papers on Semantic Scholar using its snippet-text API¹⁰. The system forms the query using the entire proposed idea, finding snippets from papers with potentially high relevance.

¹⁰api.semanticscholar.org/api-docs/#tag/Snippet-Text

The papers utilized in the prior modules, additional retrieved papers related to them, and the additional papers obtained through both keyword-based and snippet-based searches collectively form the comprehensive candidate paper set for the idea novelty assessment process.

STEP 2: SELECT MOST RELEVANT PAPERS. To identify the papers most likely to overlap with the idea, we implement a two-stage re-ranking process that combines embedding-based filtering with an LLM-based re-ranking approach. This follows established information retrieval practices of retrieve-then-re-rank [1, 5, 20, 46, 52, 67].

The first stage is **embedding-based filtering**. SCIDEATOR computes the semantic similarity between the idea and each paper in papers from STEP 1 using Semantic Scholar SPECTER embeddings [14]. It selects the top N most similar papers to the idea based on cosine similarity. This embedding-based ranking efficiently narrows down the paper collection but, compared to LLMs [59], fails to capture more contextual relationships between different facets of the idea and related papers.

a) IDEA
This research involves developing an AI-driven tool to enhance digital art interaction by incorporating machine learning algorithms that detect user mood through analysis of visual and interaction patterns in a digital environment. The tool personalizes interface themes by adjusting color schemes, layout, and interactive elements to align with detected moods, thereby improving the digital user experience. The tool will use computer vision and interaction tracking to gather data on user engagement, processing this information to infer mood states. The tool will then dynamically adjust the interface to reflect these moods, creating a customized user experience that evolves with interaction patterns. A user study with designers will evaluate the tool's effectiveness in enhancing engagement and user satisfaction, providing insights into its potential impact on digital art platforms. This approach represents a novel intersection of AI, art, and user experience design, offering a dynamic, responsive environment that adapts to individual user interactions.

b) FACETS
to enhance digital user experience (near) ? ai-driven creativity support tool (input) ? user study with designers (input) ?

c) RELATED PAPERS
Paper 0:
An AI-Powered Interactive Assistant: Integrating Multimodal Interaction for Enhanced User Experience
Y.N.B. D.S.A.S. H.H.R. C.J.A. • 2024 International Conference on Emerging Research in Computational Science (ICERCS)
This work presents a fully integrated multimodal AI-powered interactive assistant based on natural... [Expand](#)
Paper 9:
Web Design Encompasses UI/UX and Responsive Development
K. Bhoomika D. R. Narayan • INTERNATIONAL JOURNAL OF SCIENTIFIC RESEARCH IN ENGINEERING AND MANAGEMENT
Abstract—The goal of abstract design is to create visually appealing and thought-provoking user... [Expand](#)

d) NOVELTY EVALUATION
Classification of Idea Compared to Related Papers:
not novel

e) Reason:
The idea is not novel because it closely replicates existing approaches that personalize interfaces based on mood detection. For example, InsightNav [2] already adjusts desktop themes dynamically using real-time facial expression analysis, and LumiMood [9] tailors 3D scene moods to influence user experience. The proposed tool's focus on using computer vision and interaction tracking for mood-based personalization in digital art is largely similar, offering minimal new contributions beyond these established systems.

f) NEW IDEA SUGGESTIONS
Get suggestions for updating your idea to be novel compared to all the related papers.
Develop an AI-driven tool that analyzes user mood through visual and interaction patterns to compare art engagement across various contexts. This tool will utilize machine learning algorithms to assess how different digital environments impact user interaction and emotional engagement with art. By adjusting interface themes and measuring mood variations, the tool can provide insights on how art contexts influence viewer perception and interaction. Comparative experiments will be conducted in both digital galleries and virtual reality settings to evaluate the differences in engagement. This study will help understand the role of context in digital art interaction, offering a novel perspective on tailoring digital environments to optimize emotional and immersive experiences.
Removed Facet: to enhance digital user experience (near) ? Added Facet: to compare art engagement in different contexts (very near) ?
[Add to Idea List](#)
Introduce a user-participatory AI design model to create an interactive digital art tool that personalizes user interfaces based on mood detection. This model will involve users in the design process, allowing them to provide feedback on mood-related adjustments to interface themes, such as color schemes and layout changes. Through iterative user input, the AI system will learn to adapt to design outputs according to user preferences and needs more effectively. Performance and usability experiments will assess the tool's adaptability and its impact on user satisfaction. This participatory approach ensures that the AI-driven personalization aligns closely with diverse user expectations and needs, resulting in more meaningful and engaging digital art interactions.
Removed Facet: ai-driven creativity support tool (input) ? Added Facet: user-participatory ai design model (very near) ?
[Add to Idea List](#)
Develop a tool that dynamically adjusts digital art interfaces using machine learning algorithms to detect user mood. The tool will be evaluated through comparative experiments conducted in museums and labs to assess its impact on enhancing art engagement in controlled and public settings. Computer vision will analyze visual patterns and user interactions, personalizing themes according to mood detection. The experiments will compare user engagement levels, emotional responses, and satisfaction between traditional museum settings and interactive lab environments. This dual-context evaluation will offer insights into how digital tools can be tailored to improve art engagement in diverse settings, bridging the gap between traditional and digital art experiences.
Removed Facet: user study with designers (input) ? Added Facet: comparative experiments in museums and labs (very near) ?
[Add to Idea List](#)

Figure 4: SCIDEATOR’s novelty assessment modal for one idea, which presents the idea (a) as well as its facets (b), related papers (c), adjustable novelty classification (d), and adjustable classification reason (e). When the idea is classified as “not novel,” the system provides a set of three suggestions for more novel ideas (f), each of which replace one of the idea’s original facets. The ideation topic here is human-AI collaboration in art.

The second stage addresses this limitation with an **LLM-based re-ranker**, RankGPT [68], which goes beyond surface similarities. We use RankGPT to compare the papers against the idea’s application domain, purpose, mechanism, and evaluation.¹¹ It ranks the papers based on the following priorities (from high to low): 1) papers with all the idea’s key facets; 2) papers with a similar application domain and purpose; 3) papers with a similar purpose, mechanism, or evaluation; and 4), papers with partially matched or related facets.

This approach ensures that the final ranking accurately reflects the and depth of each paper’s connection with the idea. Finally, SCIDEATOR selects the k -most relevant papers for the novelty assessment. The default N papers that proceed after the embedding-based ranking is 100, and the default k papers that proceed after the LLM-based re-ranking is 10. We use the LLM gpt-4o for this step.

STEP 3: EVALUATE IDEA NOVELTY. Using the top- k relevant papers as comparison points, SCIDEATOR prompts an LLM to assess an idea for novelty. The LLM outputs a binary classification (‘novel’ or ‘not novel’) accompanied by its reasoning, which points to the related papers for any similarities and differences. However, determining the novelty of an idea in relation to existing scientific literature is a complex and subjective task. To guide the LLM’s judgment, our prompt incorporates in-context examples drawn from formative annotation studies (see Section 4.1). Each example is comprised of an idea, the top- k papers related to the idea, the novelty classification label, and classification reason. These examples

reflect the experts’ criteria for novelty: an idea is considered novel if it 1) differs from all retrieved papers in purpose, mechanism, or evaluation, 2) presents a unique combination of these facets, or 3) applies the same facets to a new application domain. We use the LLM o3-mini for this step, given its focus on reasoning.

STEP 4: SUGGEST MORE NOVEL IDEAS. Based on the classification reasoning, the LLM is instructed to come up with three suggestions for ideas that are more novel compared to the related papers. Each suggestion replaces a different facet in the initial idea with another available facet of the same category (e.g., purpose). For increased variance in responses, we use a temperature of 0.75 in this step.

4 FORMATIVE STUDIES FOR IDEA NOVELTY CHECKER

In this section, we describe formative studies conducted to 1) understand the challenges of scientific idea novelty evaluation through annotations of ideas’ novelty, 2) investigate the importance of each component of our novelty checker and 3) explore how our novelty checker performs relative to baselines.

4.1 Annotation Studies

In the context of scientific literature, novelty evaluation faces two challenges. First, identifying the most relevant papers from the hundreds of millions available is inherently difficult, as the space

¹¹RankGPT’s relevance criteria were changed to match with our key idea facets.

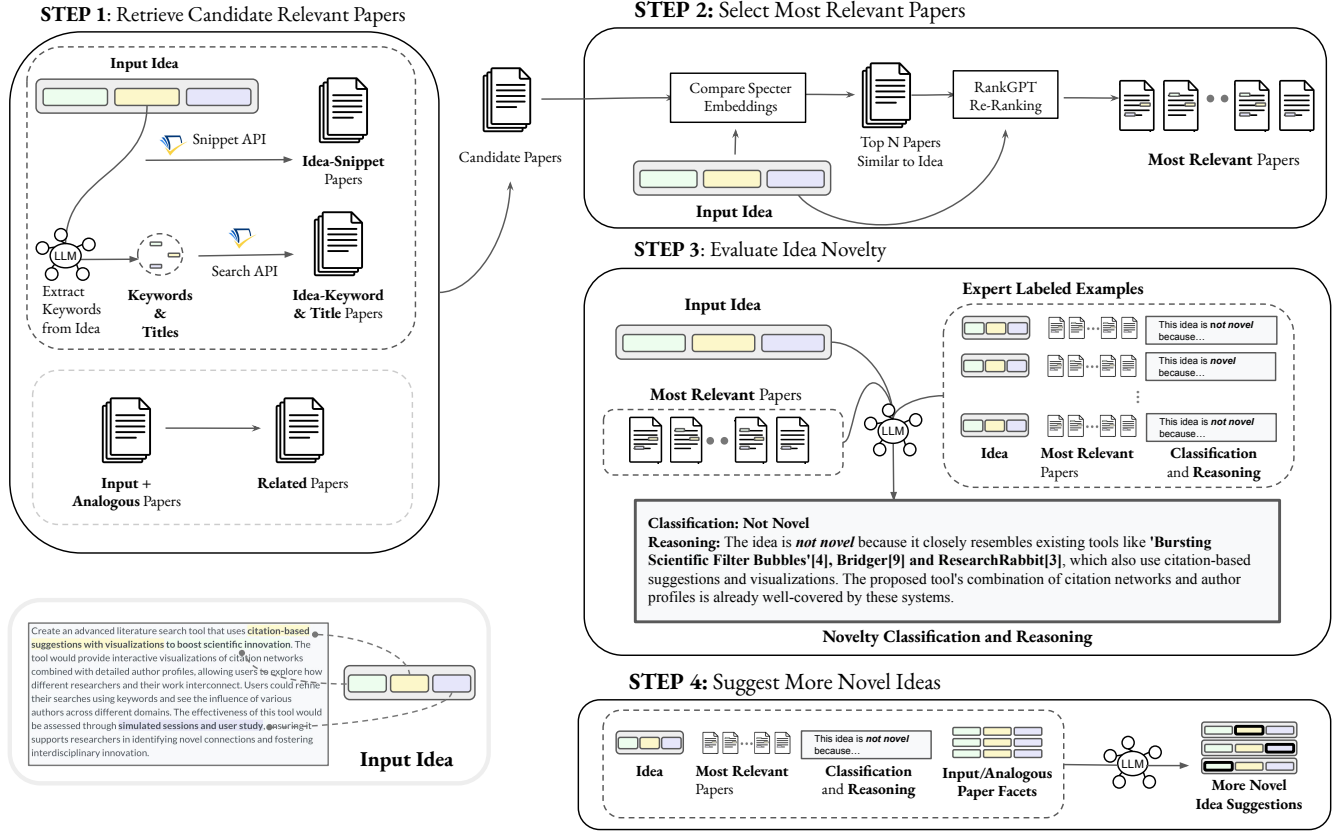


Figure 5: The Idea Novelty Checker module follows a retrieve-then-re-rank approach for novelty evaluation. In Step 1, it gathers a comprehensive set of papers relevant to an idea. This includes papers originally used to generate the idea, related papers, and additional papers retrieved through keyword and title searches extracted directly from the idea, as well as snippet searches using the entire idea as input. In Step 2, a two-stage re-ranking process is applied, where an embedding-based ranking strategy filters the large collection to top- N papers, followed by a facet-based LLM re-ranker to identify the top- k most relevant papers. In Step 3, these top- k papers are used to assess the idea’s novelty, guided by in-context examples that evaluate novelty with grounded reasoning. In Step 4, if an idea is classified as “not novel” by the tool or user, the LLM generates three idea suggestions, each replacing a different facet in the original idea in order to make the idea more novel compared to the relevant papers.

of potentially overlapping work is vast. Second, determining criteria for judging novelty is challenging because novelty itself is subjective and can be defined in multiple ways.

To better understand and address these issues, we conducted a formative study, in which the first two authors assessed the novelty of ideas based on retrieved relevant papers. The authors evaluated 51 ideas– 46 generated by SCIDEATOR and five adapted from accepted and rejected papers from OpenReview (ICLR 22, NeurIPS 23). Fewer examples were taken from OpenReview since the primary focus was on evaluating ideas from SCIDEATOR. For every idea, the system identified the most relevant papers through a two-step process. It first gathered candidate papers using keyword-based queries and subsequently re-ranked them for relevance to the idea using an LLM-based re-ranker [68]. The authors classified each idea as novel, moderately novel, or not novel based on the top 10 papers. They achieved moderate agreement (Cohen’s Kappa = 0.64) with 17 disagreements out of 51 classifications. The agreement may not have been higher because the authors sometimes relied on broader domain knowledge rather than restricting judgments to

the most relevant papers, which were often insufficient. Additionally, using three categories led to disagreements, as the distinction between novel and moderately novel is itself subjective.

Building on observations from the formative annotation study, we conducted a second study. In this study, we based our judgments solely on the provided papers, and the classification categories were simplified to just novel and not novel. Inspired by prior work [8, 33, 55] that categorizes research ideas into core facets such as purpose and mechanism, we also agreed on defining novelty as follows. An idea is considered novel if it differs from all 10 retrieved papers in at least one core facet (purpose, mechanism, or evaluation). An idea is also considered novel if it uniquely combines these facets or applies them to a new application domain. Using this controlled framework, we annotated a set of 51 ideas– 34 new ones generated by SCIDEATOR and 17 from the previous study where external knowledge had influenced novelty judgments. By narrowing the focus to the relevant papers alone and simplifying the classification options, we observed fewer disagreements (8/51) and achieved a higher agreement rate (Cohen’s Kappa = 0.68). This

study highlights that a robust novelty checker depends critically on (i) high-quality retrieval, which we aim to support with two-stage re-ranking and retrieval, and (ii) a well-defined notion of novelty, which we aim to provide in our LLM prompting.

4.1.1 Resulting Dataset. From our annotation studies for novelty assessment (Section 4.1), we collected 67 consensus-labeled examples of novelty classification (39 labeled as novel and 28 as non-novel) as our dataset. We split the examples into training and test sets (35 for training and 32 for testing) with a balanced distribution of novel and non-novel ideas. Please refer to Table 7 in Appendix G for sample examples.

4.2 Ablations

4.2.1 Methods. To assess the contribution of each component in our novelty checker, we conducted ablation studies using 58 ideas (comprising 13 ‘not novel’ instances from our test set and 45 Natural Language Processing papers from the literature). For this experiment, we focus on ‘not novel’ cases, since the ideas labeled ‘novel’ in expert-labeled test data can vary with different retrieved paper sets. In our ablations, we considered the following variations: (i) **Complete System**: used keyword and snippet retrieval (each returning the top- k documents based on Semantic Scholar’s ranking), embedding filtering, and facet-based RankGPT re-ranking; (ii) **Relevance RankGPT**: used the same retrieval methods (keyword and snippet) plus embedding filtering, but replaced the facet-based RankGPT re-ranker with one based on general relevance [68]. This variation differs from the complete system only in the LLM re-ranking component, allowing us to assess the importance of facet-based re-ranking; (iii) **Embedding Filtering**: omits the LLM re-ranker entirely, relying only on the embedding-based filtering. This setup allows us to assess the importance of the LLM re-ranking step; and (iv) **Snippet Retrieval** and **Keyword Retrieval**: each of these setups returned the top- k documents from their respective retrieval method (without embedding filtering or any LLM re-ranking), leveraging the inherent ranking/scoring provided by Semantic Scholar. This setup allows to assess the importance of both re-ranking steps. This structured setup enabled us to isolate the contribution of each component (retrieval method vs. re-ranking strategy) and evaluate whether they collectively brought key papers for novelty assessment into the top 10. We use gpt-4o for re-ranking and o3-mini for evaluating novelty.

Table 3: Accuracy of SCIDEATOR ablations in predicting “not novel.”

Method	Accuracy
Complete System	89.66%
Relevance RankGPT Instead of Facet-Based RankGPT	13.79%
Embedding Filtering w/o RankGPT	10.34%
Only Snippet Retrieval w/o Embedding Filtering or RankGPT	8.62%
Only Keyword Retrieval w/o Embedding Filtering or RankGPT	5.17%

4.2.2 Results. Table 3 shows that the complete SCIDEATOR system, which employs facet-based re-ranking in RankGPT, significantly

Table 4: Comparing each ablation to the complete system in terms of overlap in retrieved papers and paper rankings. *Overlap* indicates how many papers overlap on average with the complete system’s top-10 papers. *Rank Shift* measures the average absolute difference in rank positions (only among overlapping papers).

Method	Overlap (\uparrow)	Rank Shift (\downarrow)
Relevance RankGPT	7.97	0.67
Embedding Filtering	7.93	0.84
Snippet Retrieval	2.88	1.85
Keyword Retrieval	1.17	1.39

outperforms its ablated variants in accuracy. The results demonstrate that methods relying only on keyword or snippet-based retrieval have much lower accuracy, and even alternate re-ranking strategies with a single embedding-based reranker or both embedding and general relevance RankGPT are insufficient to consistently bring key papers into the most relevant paper set. These findings show that combining facet-based reranking with embedding filtering is critical for identifying the most relevant papers.

Table 4 compares the top-10 most relevant papers retrieved under each ablation setting with those from the complete system. Approximately 30% of the papers differ when using either Embedding Filtering or general Relevance RankGPT. Additionally, notable rank shifts are observed from the facet-based LLM reranker in the complete system to the relevance-based LLM reranker (Relevance RankGPT). Further, without the reranking steps, both snippet and keyword retrieval exhibit minimal overlap with the final system’s top paper results, highlighting the importance of the reranker stage.

4.3 Comparison to Baselines

4.3.1 Methods. We evaluated multiple baselines to benchmark our novelty evaluation approach. First, we employed a zero-shot prompt as a straightforward baseline, and further refined this manually written prompt using Anthropic’s prompt generator¹². We also applied popular prompt optimization techniques such as DSPy [35] and TextGRAD [74], which optimize the prompt instructions using a train/validation split created from formative study examples. In experiments with TextGrad [74], we investigated how specific prompt instructions influence an LLM’s ability to classify the novelty of an idea.

As an alternative to using in-context examples from the formative study, we extracted reviews from ICLR and NeurIPS submissions via the OpenReview API [54]. These reviews comprise aspects such as *strengths*, *presentation*, *limitations*, *soundness*, *weaknesses*, *questions*, *confidence*, *contribution*, *summary*, and *rating*. The input title and abstract were adapted to match the ideas in the training data using a style-change prompt. After rigorous filtering, we identified approximately 8,156 submissions discussing idea novelty and manually selected reviews that specifically evaluated the core idea rather than the entire paper. From these, we randomly sampled 20 idea-review pairs to serve as an additional baseline with different

¹²<https://docs.anthropic.com/en/docs/build-with-claude/prompt-engineering/prompt-generator>

Models	Accuracy	Precision	Recall	F1	Cohen Kappa
Zero Shot Setting					
Zero Shot	0.68	0.76	0.64	0.65	-
+ improved prompt using Anthropic prompt generator	0.68	0.70	0.64	0.64	-
Prompt Optimizers					
DSPy					
- with idea, most relevant papers, class	0.68	0.83	0.62	0.58	-
- with idea, most relevant papers, class, reasoning	0.66	0.82	0.58	0.52	-
TextGRAD					
- with idea, most relevant papers, class	0.78	0.76	0.76	0.76	-
In-context Setting					
Open-Review Examples					
- with idea & review (i.e., reasoning)	0.59	0.55	0.51	0.43	-
Expert Labeled Examples					
- GPT-4o					
- with idea, reasoning	0.75	0.76	0.77	0.75	-
- with idea, most relevant papers, class	0.78	0.77	0.76	0.77	-
- with idea, most relevant papers, class, reasoning	<u>0.81</u>	<u>0.84</u>	0.78	0.79	0.59
- o3-MINI					
- with idea, most relevant papers, class, reasoning	0.78	0.77	<u>0.89</u>	<u>0.83</u>	-
Other Novelty Checkers					
AI Scientist [44]	0.47	0.55	0.53	0.44	0.05
AI Researcher [61]					
- GPT-4o	0.78	0.81	0.74	0.75	0.52
- CLAUDE-3-5-SONNET	0.56	0.63	0.61	0.56	0.19

Table 5: Experimental results on expert-annotated dataset comparing SCIDEATOR’s novelty checker to various baselines. Unless otherwise noted, GPT-4o was used to obtain these results.

in-context examples. Since OpenReview reviews do not reference the associated papers, we evaluated our expert-labeled examples both with and without including relevant papers to ensure a fair comparison.

In addition to these baselines, we also compare our novelty checker ‘*prompt*’ with that of AI Scientist [44] (different from its paper reviewer) and AI Researcher [61] on the same test set of ideas and fixed top 10 papers. We compare only the prompts to assess novelty, rather than the entire systems, because the test set containing the novelty judgments by experts were based on a fixed set of the 10 most relevant papers for each idea. Since different retrieval methods could introduce new papers and potentially change novelty classification, we standardized the most relevant papers to ensure a fair comparison of the prompts alone. Additionally, since both setups require a different style of input idea, we adapted the ideas to match the requirements of each system.

We compared all of these baselines to various ablations of our expert-labeled in-context examples. When we include papers in the expert-labeled examples, they consist of titles and abstracts only. For our best performing setting, we also experimented with o3-MINI.¹³

4.3.2 Results. As shown in Table 5, our experiments indicate that incorporating expert-annotated data as in-context examples significantly enhances novelty classification accuracy compared to

zero-shot prompts, DSPY, TextGRAD, and setups using OpenReview examples. We compared two configurations for DSPY, one with reasoning and one without. Our expert-labeled prompt consistently achieved higher performance than the prompt optimizations produced by these methods, and we posit that the number of examples for train/validation were not sufficient for prompt optimizers with GPT-4o. Meanwhile, the TextGRAD prompt optimizer did not improve upon its initial system prompt. Notably, even when we excluded the relevant papers from the expert-labeled examples, our approach still outperformed the OpenReview baseline. For our best performing setting, which includes the idea, most relevant papers, classification, and reasoning, we also experimented with o3-MINI and observed a better recall than GPT-4o. o3-MINI was able to better reason about analogous similarity across papers and ideas.

Although the TextGRAD prompt optimizer did not improve upon its initial system prompt, it provided valuable insights into LLM prompt sensitivity. Figures in Appendices 10, 11, and 12 present the accuracy of various prompts optimized with TextGrad on our dataset (train=25, validation = 10, test = 32). Prompts with both non-zero and zero validation accuracy included various instructions for evaluating the novelty of ideas. Through this prompt optimization process, we observed interesting ways in which LLMs may evaluate novelty, such as considering historical context, considering frequency of similar studies, conducting comparative analysis with existing works, and examining arguments for both novel and non-novel perspectives. However, prompts without these specific instructions also influenced accuracy, suggesting the complexity of novelty evaluation with LLMs. Notably, some prompts with similar

¹³Please refer to Appendix I for additional details about the experimental setup for all of these approaches.

instructions showed different performance on validation data. For example, both Prompt 3 (accuracy = 0) and Prompt 9 (accuracy = 0.6) include instructions to evaluate if the idea introduces unique methodologies and how it compares to existing work. However, the difference in their performance suggests that subtle variations in wording and instruction framing can significantly impact the classification performance. It remains unclear why certain prompts perform better despite having similar instructions. This analysis highlights the LLM’s sensitivity to prompt design when assessing novelty of an idea. Even minor variations in wording and structure can lead to substantial performance changes, emphasizing the need for careful prompt engineering and well-chosen in-context examples to guide the LLM for idea novelty evaluation.

Furthermore, our approach achieved over **10 times more agreement with expert-labeled examples** compared to AI Scientist, and **approximately 13% higher agreement** than AI Researcher, further validating the effectiveness of our novelty checker. It is important to note that AI Scientist defaults to “not novel” when it fails to reach a conclusion in novelty evaluation (18 out of 32 times), which may have impacted its agreement rates. Appendix H qualitatively compares novelty evaluations by AI Scientist, AI Researcher, and SCIDEATOR on two research ideas. SCIDEATOR provides concise justifications for its novelty decisions by referencing key similarities and differences with existing works. For example, in Example 1, it correctly identifies the idea as ‘novel’ by highlighting these aspects. In contrast, AI Researcher evaluates each paper individually, classifying an idea as ‘not novel’ if any paper is considered citable; but in our examples, none of the papers were flagged as citable despite sharing similar purposes, leading to a ‘novel’ classification. Due to space constraints, we show insights only from the first paper for each example. Figure 15 indicates that while AI Scientist’s judgments generally align with the ground truth and offer actionable suggestions, it sometimes misinterprets the idea—as in Figure 14, where its focus shifts from the idea to the accompanying code.

5 USER STUDY METHODS

We evaluated SCIDEATOR against a strong baseline tool that supports combining ideas at the paper level instead of the facet level.

5.1 Research Questions

- **RQ1:** Does SCIDEATOR lead to more creativity support for idea generation than a strong baseline?
- **RQ2:** What are common ideation patterns while using SCIDEATOR as compared to a strong baseline?
- **RQ3:** Does SCIDEATOR improve confidence in idea novelty assessments more than a strong baseline?

5.2 Participants

We recruited 22 computer-science researchers (W: 7, M: 15) through institutional mailing lists and academic social networks. We compensated them with a \$60 Amazon gift card. Twelve participated as human-computer interaction (HCI) researchers and 10 as natural-language-processing (NLP) researchers. Most were PhD students

(PhD student: 16, master’s student: 5, industry researcher: 1). Generally, the participants interacted with LLMs often (a few times per... day: 12, week: 7, month: 1, few months or longer: 2).

5.3 Study Design

We conducted a within-subjects study, in which each participant completed tasks for the treatment and baseline conditions in randomized order. The ideation topics for the treatment and baseline conditions were also randomized. Overall, participants had no difference in their familiarity ratings (7-point, Likert-type) for the assigned treatment topic and assigned baseline topic ($M=0.00$, $Q1=-1.00$, $Q3=1.00$). There were two preset topics for HCI researchers (human-AI collaboration in art, AI tools for education) and two for NLP researchers (dealing with LLM hallucinations, LLM explainability). For each topic, there were three associated input papers to use as a starting point.¹⁴

For the treatment tool, we modified SCIDEATOR to more effectively address our research questions. Our study separates the idea generation task from the idea evaluation task. To keep the study controlled, we disabled some of SCIDEATOR’s functionalities: on-demand novelty evaluation, manual idea addition, and facet generation when there is no query. The Idea Novelty Checker module was only activated in a separate ‘Idea Novelty Evaluation’ tab for the idea evaluation step. There was no support for adjusting the novelty assessment or iterating on the idea’s novelty. The tab also provided access to a ChatGPT-like interaction in which participants could prompt the LLM directly in order to help them evaluate their ideas for novelty. The chat kept a thread for each participant to remember their exchanges when forming a response. Lastly, the tab provided a text field where the participant could keep any notes on their novelty assessments.

For the baseline tool, in the ‘Idea Generation’ tab (Figure 6), participants could select any combination of the three input papers as input to the LLM gpt-4o-2024-08-06, the same LLM used for most of SCIDEATOR’s functionality. If they did not select any papers, all three were provided to the LLM. Participants could also provide custom instructions to the LLM like in the treatment tool, but the character limit was 75000 rather than 25000 to account for the fact that the set idea generation prompt was longer in the treatment tool. The LLM prompt for idea generation was a simplified version of the one in SCIDEATOR. It did not utilize any facet-based framework or carefully crafted criteria for a good idea. However, like SCIDEATOR, it generated six candidate ideas for every two presented to the participant and followed instructions to improve upon the idea. The ‘Idea Novelty Evaluation’ tab was similar to that in the treatment tool except there was no Idea Novelty Checker module output (i.e., related papers, novelty classification, and classification reason for each idea).

5.4 Procedure

Each within-subjects study session was 105 minutes. The sessions were recorded and transcribed using Google Meet.¹⁵ In each condition, the session coordinator provided the participant with the assigned tool, a document with the titles and abstracts of the input

¹⁴The input papers for each topic may be found in Appendix D.

¹⁵The study script may be found in the supplementary materials.

Select papers to generate more ideas. Optionally, provide custom instructions for generating ideas.

☐

Prompting for Discovery: Flexible Sense-Making for AI Art-Making with Dreamsheets

S. Garanganao • J. Zamfirescu-Pereira • K. Won • +5 authors • K. Zamfirescu-Pereira • Computer Science • International Conference on Human Factors in Computing Systems • 2023-10-15

Design space exploration (DSE) for Text-to-Image (TTI) models entails navigating a vast, opaque... [Expand](#)

☐

Algorithmic Ways of Seeing: Using Object Detection to Facilitate Art Exploration

L. S. Meyer • J. E. Aaen • A. R. Tranberg • +3 authors • A. Lavlie • Computer Science • International Conference on Human Factors in Computing Systems • 2024-03-28

This Research through Design paper explores how object detection may be applied to a large digital... [Expand](#)

☐

LumiMood: A Creativity Support Tool for Designing the Mood of a 3D Scene

J. Oh • S. Kim • Computer Science • International Conference on Human Factors in Computing Systems • 2024-05-11

The aesthetic design of 3D scenes in game content enhances players' experience by inducing desired... [Expand](#)

Optionally enter custom instructions for generating ideas. Number and length of ideas can't be altered.

0/75000 characters

[Generate More Ideas](#)

Explore your ideas.

☐

Develop an AI-driven object detection tool for curators that recognizes a wide range of art styles and motifs, facilitating the discovery of thematic patterns across large digital collections. Collaborations with museums will address data privacy issues, and comprehensive training sessions will aid curators in integrating AI into their workflows. [Expand](#)

☐

Develop an AI-based educational tool for art students that uses verified datasets and expert consultation to ensure historical accuracy in text-to-image generation, allowing students to interactively explore art history concepts. The tool will feature customizable modules aligning with standard curriculums and adaptive feedback systems to cater to different learning styles and paces. [Expand](#)

☐

Develop an AI-driven interactive museum experience that uses mobile apps or wearable devices to capture visitor preferences and emotional responses. The system would adjust digital exhibits through mood settings and object detection, allowing personalized art exploration while maintaining the integrity of artworks. It would ensure visitor consent and provide options to opt-out. [Expand](#)

☐

Develop a specialized collaborative platform for digital painting that integrates AI-driven tools like DreamSheets for prompt-based design exploration and LumiMood for mood setting. This platform would include a shared digital canvas where artists can experiment with AI-generated suggestions, receive real-time feedback, and adjust various parameters to refine their artwork. It would feature adaptive interfaces and tutorials to support artists of different skill levels, enhancing both creativity and learning. [Expand](#)

Figure 6: The cold start of the baseline UI for the user study's idea-generation task. The ideation topic here is human-AI collaboration in art.

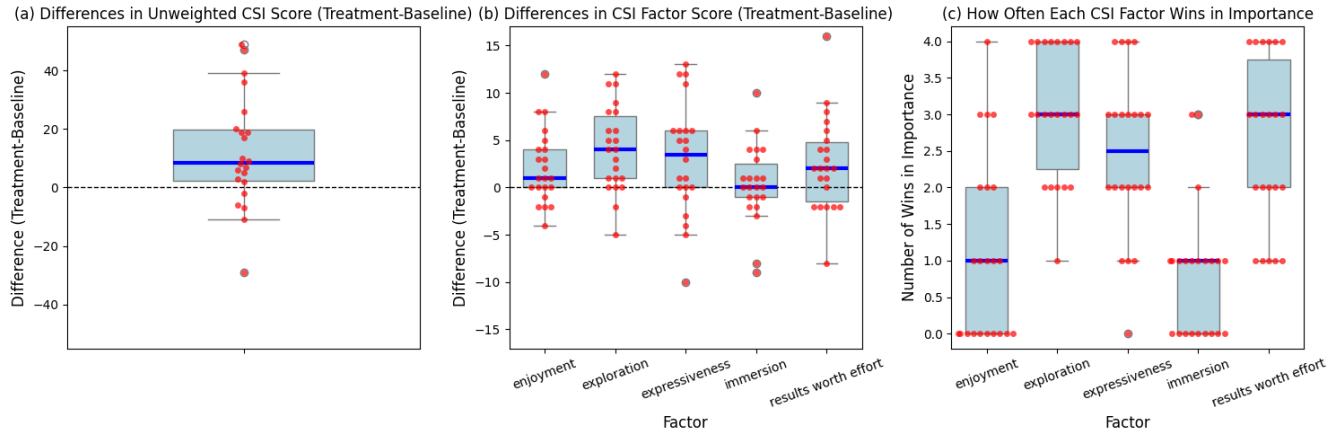


Figure 7: (a) The difference between participants' unweighted CSI scores for SCIDEATOR versus the baseline tool. Participants experienced significantly more creativity support with SCIDEATOR. (b) For each CSI factor, the difference between participants' ratings for SCIDEATOR versus the baseline tool. (c) How many times each CSI factor wins against other factors in terms of what is most important to participants while generating ideas.

papers for the assigned ideation topic, and a link to the scientific search engine Semantic Scholar¹⁶. They had access to these three

¹⁶<https://www.semanticscholar.org/>

resources throughout the condition. The participant completed two tasks with each tool– an idea-generation task followed by an idea-novelty-evaluation task.

For the **idea-generation task**, the participant entered their assigned ideation topic and three input papers into the tool. While the tool loaded, the coordinator went over the task instructions and gave the participant a tutorial describing the tool's features. The participant then had up to two minutes to review the three input papers' titles and abstracts. With access to the tool, Semantic Scholar, and the input paper document, the participant subsequently spent 20 minutes generating and saving as many research ideas as possible. To save an idea, the participant had to confirm that the idea was at least somewhat relevant to the ideation topic and somewhat interesting to think about further. They also had to provide a seven-point Likert-type rating of how different the idea was from ideas that they had or encountered before the study; they were told to aim for saving ideas that were at least somewhat significantly different. The coordinator alerted the participant when five minutes remained. If the participant was rating an idea to save it when 20 minutes had passed, they completed the rating before moving on to the next step.

Once 20 minutes had passed, the participant opened a 'Saved Ideas' tab to select their two favorite ideas and answer additional 7-point Likert-type questions about their perceived novelty, feasibility, specificity, impact, and imaginativeness of each idea.¹⁷ The participant also rated their confidence in their novelty assessment. The participant then completed a survey regarding their experience with the idea-generation task. This included seven-point Likert-type questions about their familiarity with the assigned topic and if they encountered concepts that they had not previously heard about or encountered in the context of the ideation topic. It also included the well-established Creativity Support Index (CSI) questionnaire [11]. In the survey for the second tool, the participant also answered questions for each pair of CSI factors to determine which factors they considered most important, as is standard for the CSI. The coordinator then spent up to around five minutes engaging the participant in a semi-structured interview about their idea generation experience.

Moving on to the **idea-novelty-evaluation task**, the participant opened the 'Idea Novelty Evaluation' tab, and the coordinator provided an overview of this portion of the tool. The participant spent five minutes evaluating their two favorite ideas for novelty. For each idea, they provided a final seven-point Likert-type rating of perceived novelty and confidence in their novelty assessment. Finally, the coordinator spent up to around three minutes conducting a semi-structured interview about the participant's idea evaluation experience.¹⁸

6 USER STUDY RESULTS

We analyzed participants' survey responses, interaction logs, and semi-structured interview responses from the user study.¹⁹ We analyzed the interview responses using inductive thematic analysis [7]. We refer to participant by their unique ID number, research area, and tool they were using at the time (e.g., P1-HCI-treatment).

¹⁷There were two instances in which a participant had only saved one idea in the 20 minutes allotted. In this case, we asked them to select their next favorite idea in order to proceed with two favorite ideas.

¹⁸All survey and interview questions may be found in the supplementary materials.

¹⁹Survey responses and consenting participants' interaction logs are provided in the supplementary materials.

6.1 RQ1: Creativity Support in Idea Generation

To compare participants' responses to the Creativity Support Index (CSI) questionnaire after using SCIDEATOR versus the baseline tool, we conducted a Wilcoxon signed-rank test²⁰. As shown in Figure 7a, participants experienced significantly more creativity support with SCIDEATOR (M=70.50, Q1=57.50, Q3=79.00) compared to the baseline (M=61.00, Q1=42.25, Q3=71.50) (Wilcoxon Signed-Rank Test, V=208.50, $p<.01$)²¹. Breaking the CSI down into its factors, we saw that participants benefited most from SCIDEATOR in terms of exploration, followed by expressiveness. Most participants also benefited from SCIDEATOR in terms of enjoyment and their results being worth the effort, but participants did not experience much of a difference from the baseline with respect to immersion (Figure 7b). Looking at which factors participants found most important for the task of generating ideas (Figure 7c), we observed that participants chose exploration over other factors the most, followed by results-worth-effort, expressiveness, enjoyment, and finally immersion. Thus, SCIDEATOR largely benefited the participants in the manners that were most important to them.

6.1.1 Exploration Factor. SCIDEATOR helped participants to explore different ideas, the most important CSI factor according to our participants. However, looking at participants' 7-point Likert-type ratings of their favorite ideas' average newness to them, we see that the median participant had only a slightly higher rating in the treatment than the baseline (treatment-baseline: M=0.50, Q1=-0.375, Q3=0.875). Nonetheless, in the interviews, when participants commented that they found new concepts in the baseline condition, it was most often from the input papers rather than the tool's output (6 of 8 participants). On the other hand, in the treatment condition, participants who identified new concepts cited the tool's facets or ideas as the source (6 of 6 participants). For example, P18-HCI-treatment shared, *"When I thought of human-AI collaboration in art, for example, I did not think about also supporting artistic pursuits of students.... When I was thinking about the topic, I thought more about... a human prompting an AI for generating images or for image exploration which is more related to the papers that were given."* Meanwhile, P5-NLP-baseline reflected, *"The papers themselves were really interesting, but I don't think the tool generated anything super beyond a synthesis of the ideas that were in those three papers."*

As four participants noted in their interviews, the facet-level interaction may have also supported exploration by providing more transparency to help them understand the idea generation process. For example, P5-NLP-treatment reflected, *"I think the first thing that I noticed was that it was very easy to context switch. That was my main problem with the [other] tool before. I couldn't figure out which idea dealt with what aspect of the research that I was engaging with. Very easy to do that here."*

6.1.2 Expressiveness and Enjoyment Factors. SCIDEATOR also helped participants to express and enjoy themselves while generating ideas. In interviews, 14 participants noted that SCIDEATOR's facet-level interaction, designed to help researchers express their ideas, was useful or interesting. In particular, seven participants appreciated

²⁰The data did not violate the assumption of symmetry of within-subjects differences about the median

²¹The unweighted CSI score range is from 0 - 100

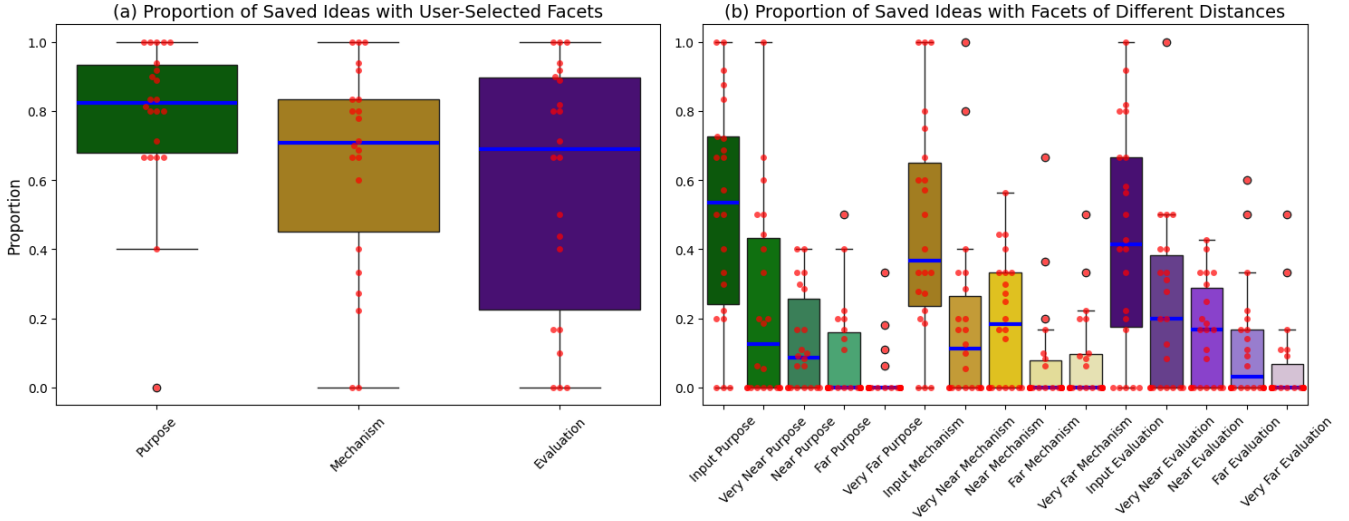


Figure 8: (a) Participants more often opted to select their own facets rather than let the LLM select for them. (b) Participants used input facets and facets nearer to the input more than facets farther from the input.

how it provided them more control over the idea generation process. For instance, P11-NLP-treatment explained, “*I like this tool better because it sort of distilled the different aspects of the input papers into very concrete blocks that you could plug into each other.... it’s just that the information was presented in this tool... in a more digestible manner, and that helped combine information across papers better.*” Furthermore, as described in Section 6.2.2, participants included custom instructions to the LLM more in the baseline tool, indicating that SCIDEATOR helped them to express their thoughts without the need to type a prompt themselves.

Also of note, after using the baseline tool, four participants said that they wanted a way to input more papers to better express themselves, and five more felt limited by the three input papers. P14-NLP-baseline, for example, “*would have liked to add a different paper because it felt like I had exhausted... the creativity in the system to some extent.*” While participants could add information from papers to their custom instructions, there was no system feature for adding more papers to the list of input papers. Future work may compare SCIDEATOR with a modified version of the baseline tool that allows users to add as many papers as they want for recombination.

6.1.3 Results-Worth-Effort Factor. Participants generally found their results to be more worth the effort while using SCIDEATOR compared to the baseline tool. However, comparing SCIDEATOR and the baseline tool, there was little difference (treatment - baseline) in participants’ average ratings of their favorite ideas in terms of perceived feasibility ($M=0.00$, $Q1=-0.50$, $Q3=0.50$), specificity ($M=0.00$, $Q1=-0.88$, $Q3=0.50$), and imaginativeness ($M=0.00$, $Q1=-0.50$, $Q3=0.38$). Meanwhile, the baseline tool performed better with respect to generating impactful ideas ($M=-0.25$, $Q1=-0.50$, $Q3=0.00$). Perhaps participants could more clearly see the potential impact of ideas that were grounded in just a few set input papers, which they reviewed, versus several papers, most of which were not reviewed by them. Comparing their baseline experience to their treatment

experience, P10-HCI-baseline posited, “*since now I know the paper, I read them, I kind of understand the vocabulary... it is easier for me to see where these ideas are coming from. So even when the ideas are written somewhat vaguely, I can still... imagine how that would pan out because I read the paper.*” Thus, SCIDEATOR’s results being more worth the effort may predominantly be based on SCIDEATOR helping participants find ideas that utilize more concepts than what is already in the input papers or participants’ minds (see Section 6.1.1). A sample of participants’ favorite ideas from the two conditions is in Table 2.

6.1.4 Immersion Factor. Overall, participants did not find SCIDEATOR more helpful than the baseline tool for becoming immersed in the idea-generation task. The interviews and interaction logs provide some reasons why this may be true. For one, SCIDEATOR presents the user with several features about which to learn. The cognitive demand of learning about these features might have prevented immersion. Four participants commented on the high cognitive load of using SCIDEATOR; P2-HCI-treatment commented, “*I would say that it took me more mental effort to figure out how the tool [is used] rather than work with ideas.*” Furthermore, the system’s latency in outputting ideas may have made it difficult to stay immersed in the task. Due to more complex prompting, the average latency for generating two ideas in SCIDEATOR was 22.04 seconds, compared to 15.21 seconds in the baseline tool.²²

6.2 RQ2: Idea Generation Patterns

6.2.1 Benefits of Facet-Level and Paper-Level Interactions. In our study, participants can generate ideas from inputs with two levels of granularity: facet-level (SCIDEATOR condition) and paper-level (baseline condition). Participants commented on benefits of

²²Ideas were generated in groups of four, two at a time, so the first two ideas took less time to generate than the last two ideas.

both the baseline tool and SCIDEATOR in terms of their input granularity. Fourteen participants found SCIDEATOR's affordance for facet-level interactions useful or interesting, noting increased control (Section 6.1.2) and greater transparency (Section 6.1.1) as advantages of the facet-level interaction. On the other hand, five participants appreciated the baseline's paper-level interactions in addition to or more than SCIDEATOR's facet-level interactions. Three of these participants liked the paper-level interaction as it felt more directly connected to the literature. P22-NLP-baseline explained, "*I think papers for me were more natural than facets.... I think to me it's more like a map of literature, so I could see it more with papers.*"

Three participants thought a combination of the two tools would be helpful. Two participants even proposed distinct roles for the two tools: divergent-ideation for SCIDEATOR and convergent-ideation for the baseline. P7-HCI-treatment shared, "*In the [baseline tool], I started from a broader view and then I narrowed it down. Here [in SCIDEATOR], I started from a very specific thing and then I tried to add new facets or ideas so that I can expand the idea. So you see the other process is elimination process, here I was trying to expand.*"

6.2.2 Lower Need for Custom Instructions with Scideator. When using SCIDEATOR, participants most often did not provide custom instructions to the LLM for generating either of their two favorite ideas ($M=0.00$, $Q1=0.00$, $Q3=1.00$ of 2 ideas). On the other hand, when using the baseline, the median participant provided custom instructions for generating 1.50 of their two favorite ideas ($Q1=1.00$, $Q3=2.00$). This indicates participants were able to utilize the scaffolding in the treatment to express themselves rather than have to type their own custom instructions. P1-HCI-treatment commented, "*I didn't need to add any custom instructions because these [facets] served like custom instructions.*"

6.2.3 Facets Used for Saved Ideas in Scideator. In their interviews, seven participants described how they appreciated the ability to control their ideas' generation through the facet-level interaction (Section 6.1.2). This aligns with participants' proclivity to select facets for their favorite ideas themselves. Participants' favorite ideas more often included evaluations, mechanisms, and especially purposes selected by themselves rather than the LLM (Figure 8a). Given that participants were assigned ideation topics, P18-HCI-treatment explained why participants may have decided to prioritize selecting purposes themselves: "*I think the purpose is the most relevant to the topic. So within an area, there can be many ways of doing the same tasks, but the task is ultimately what defines the area.*"

Participants tended not to find the evaluation facets as helpful as the purpose and mechanism facets. Four participants commented that they found the evaluation facet unimportant. P13-HCI-treatment elaborated, "*For evaluation, I really don't think it's necessary for me because once you have the problem, you have the solution. Automatically you know how to evaluate it, like what study you need, what kind of experiment you want to have, and what variables you are measuring.*" Thus, future work may investigate whether or not the presence of an evaluation facet is useful for mixed-initiative, facet-based generation of research ideas.

In addition, we explored how participants utilized facets of different distances from the input. We observed that participants were reluctant to use far facets, particularly for an idea's purpose (Figure 8b). Participants' primary reason for avoiding far facets was that

they were not relevant enough to the ideation topic, though four participants found the far facets helpful for discovering different ideas. As an example, P9-NLP-baseline commented, "*that very near, near, far kind of thing... it kind of adds some sort of discovery factor.*"

6.3 RQ3: Confidence in Idea Novelty Assessment

For this research question, we include the 17 (of 22) participants who completed the idea-novelty-evaluation task with the intended task time and setup.²³ To compare how participants' confidence in their novelty assessments changed after using SCIDEATOR versus the baseline tool for idea novelty evaluation, we conducted a sign test²⁴. We found that SCIDEATOR's novelty checker did not significantly improve participants' confidence in their novelty assessments (Sign Test, $S = 5.00$, $p=n.s.$).

However, we also conducted a between-subjects comparison of ideas that were 1) classified as novel by the treatment, 2) classified as not-novel by the treatment, and 3) not classified by the baseline (Figure 9). Even though the change in participants' confidence in their novelty assessments was not meaningfully different across the three situations, the change in participants' perceived idea novelty was. We observed a trend in which participants who received a not-novel tool classification of their idea made more change to their own novelty assessments than participants who received a novel tool classification or no tool classification of their idea (Figure 9f).

This suggests participants' novelty assessments are most impacted when SCIDEATOR classifies an idea as not novel. Given that it is straightforward to verify that an idea is not novel using the idea's related papers provided by SCIDEATOR, it makes sense that it would be more likely to affect people's classifications. Still, it is not guaranteed that people would agree with the classification after taking some time to review its related papers and reason. Thus, we have evidence that the novelty checker is useful for judging ideas that the classifier deems "not novel," but not necessarily for judging ideas that it classifies as "novel." P17-HCI-treatment echoed this sentiment: "*Seeing a list of related work is very helpful for giving you the context. It was very convincing in the case of telling me that an idea was not novel.... When it provides [a novel classification], it's less convincing but is helpful.*" Three participants noted that the papers retrieved by the tool to evaluate an idea for novelty were more useful to them than the tool's novelty classification or reason. P8-NLP-treatment provided a rationale: "*I didn't really paid much attention to these reasons because reasons can be kind of made up to explain why their generation is novel. So, I kind of relied more on the references that it retrieved.*"

7 DISCUSSION

Grounding mixed-initiative scientific ideation in research-paper facets shows promise for supporting idea generation.

We introduced SCIDEATOR, a mixed-initiative, LLM-powered tool for scientific ideation through research-paper facet recombination. While prior work established the utility of extracting purpose and

²³One participant did not get to spend the full five minutes allotted for the task, and four participants experienced a different version of the SCIDEATOR novelty checker due to an issue with an API call.

²⁴We had planned to run a Wilcoxon signed-rank test but found that the data violated the assumption of symmetry of within-subjects differences about the median

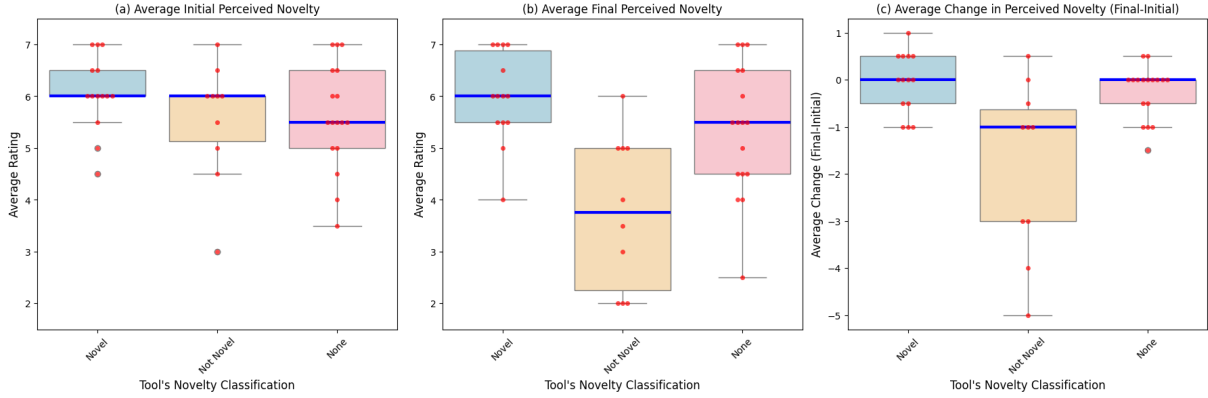


Figure 9: Participants’ average perceived idea novelty before (a) and after (b) utilizing their assigned tool for idea novelty evaluation, as well as the average change from initial to final perceived novelty (c). The baseline tool was the assigned tool when ideas had no classification, while SCIDEATOR was the assigned tool when ideas had a novel or not-novel classification.

mechanism facets from research papers for identifying scientific analogies [8, 33, 55], we are the first to apply this framework to a human-LLM interaction for scientific ideation, offering support not only in finding analogous papers but also in generating paper facets and recombining those facets in research ideas. Aligned with our goal of supporting divergent ideation [15, 60], results from our within-subjects user study showed that participants experienced significantly more creativity support when using SCIDEATOR as opposed to a strong baseline tool. Through semi-structured interview responses, we observed that participants appreciated being able to mix and match relevant purposes and mechanisms for research idea generation.

While we posit that facet-based interaction is an essential mechanism for ideation, we are aware that it is not the only one. Some participants also valued paper-level interactions, through which they could generate ideas from a set of selected papers rather than paper facets. Papers are directly connected to the literature and compress a great deal of information into a single entity. We believe that tools that provide users opportunities to interact with ideas on different levels of granularity and abstraction (e.g., papers, facets, concepts) will lead to richer interactions and better outcomes.

For mixed-initiative idea novelty assessment, our results suggest that providing related papers to the idea is key, and a ‘not novel’ classification may be more helpful than a ‘novel’ one. When commenting on the benefits of SCIDEATOR’s idea novelty checker, participants more often mentioned the relevant papers that the tool would surface, rather than the tool’s novelty classifications or classification reasons. Participants appreciated being efficiently provided with preliminary means to conduct the novelty assessment themselves, whereas they sometimes did not trust or agree with the tool’s novelty classifications. That said, ‘not-novel’ classifications were seemingly the most utilized classifications, as participants noted they could easily verify whether or not the related papers render the idea not novel. Indeed, participants changed their novelty assessment the most when they received a ‘not-novel’ classification from SCIDEATOR, as opposed to a ‘novel’ classification from SCIDEATOR or no classification from the baseline tool. Future work

may explore the benefits of a mixed-initiative tool that provides the best argument for a ‘not-novel’ classification regardless of the input idea.

More support is needed for generating ideas that are both very new to the scientist and capture the scientist’s interest. Although participants experienced more creativity support with SCIDEATOR, there is room for improvement in terms of helping scientists to come up with ideas that are very new to them yet still relevant to their ideation topic. Participants’ favorite ideas were not meaningfully newer to them when using SCIDEATOR versus the baseline. Using far facets might have helped them to discover ideas more new to them, but some participants described avoiding far facets because they considered them too irrelevant to the assigned ideation topic. Correspondingly, we observed that participants did not save ideas with far facets as much as ideas with input and near facets. By avoiding distant facets, scientists may miss opportunities for generating ideas that are completely new to them, helping them think of more ideas that would never have occurred to them otherwise. While we provide short descriptions of facets in SCIDEATOR, we could take a step further with in-context question-answering to help users understand a facet to whatever degree is necessary. To help users recognize the utility of unfamiliar facets and the feasibility of associated ideas, the tool could also allow users to ask questions about how they might use the facet in general or in relation to a particular idea. In addition, the tool could be more transparent and provide users the analogy between two papers that it used to generate an idea. This could help users to more easily see the connection between the input or near facets and the far facets.

8 LIMITATIONS

Our study has a few limitations. First, the system was set up for computer science research ideas, and all participants had some experience with LLMs. Future work may investigate how scientists in other research areas with different LLM-familiarity might work with a tool like SCIDEATOR. Second, SCIDEATOR currently looks for analogies of varying distance within a broad research area (i.e., computer science), but future work could explore extending to

analogies across research areas. Third, there were only 22 participants. Given the small sample size, future work may validate the results observed here with larger samples. Fourth, participants had limited time to interact with the tools— not enough to master a system with multiple steps like SCIDEATOR. Future studies may explore how scientists utilize a tool like SCIDEATOR over a longer period of time. Fifth, we compared SCIDEATOR to a strong baseline— another LLM-powered tool for scientific ideation. However, it would be interesting to explore how interaction with SCIDEATOR compares to other tools for scientific ideation such as CoQuest [41]. Sixth, due to latency constraints, the system only extracted papers’ titles and abstracts and only utilized 10 relevant papers from Semantic Scholar’s database to assess the novelty of an idea. Future work could look into how scientists interact with the system when it has access to more paper text and relevant papers. Seventh, to keep the study relatively simple, we provided three papers to the tools as input. Future work may evaluate how the interaction changes with more input papers. Eighth, to keep the study controlled, we assigned ideation topics to participants rather than letting them select their own. Future work may examine how the research area, familiarity, and recency of input papers impacts the experience and outcome of working with SCIDEATOR.

9 CONCLUSION

We presented SCIDEATOR, a novel mixed-initiative tool for scientific ideation that extracts key facets (purposes, mechanisms, and evaluations) from a set of input and analogous papers. Users can explore different recombinations of these facets, synthesized in succinct ideas. They can also use SCIDEATOR to evaluate and iterate on ideas’ novelty. We introduced three LLM-powered retrieval-augmented generation (RAG) modules to support SCIDEATOR’s workflow: Analogous Paper Facet Finder, Faceted Idea Generator, and Idea Novelty Checker. We found that, computer-science researchers experienced significantly more creativity support with SCIDEATOR than with a strong baseline, particularly in terms of exploring different ideas, which the researchers considered most important for idea generation.

ACKNOWLEDGMENTS

This research was supported by the Allen Institute for Artificial Intelligence (AI2). The authors thank the many folks at AI2 who provided helpful feedback on this work, including Peter Jansen, Peter Clark, and Ashish Sabharwal. We also thank the participants who made this work possible.

REFERENCES

- [1] Abdelrahman Abdallah, Bhawna Piryani, Jamshid Mozafari, Mohammed Ali, and Adam Jatowt. 2025. Rankify: A Comprehensive Python Toolkit for Retrieval, Re-Ranking, and Retrieval-Augmented Generation. <https://api.semanticscholar.org/CorpusID:276107364>
- [2] Afra Feyza Akyürek, Ekin Akyürek, Leshem Choshen, Derry Wijaya, and Jacob Andreas. 2024. Deductive closure training of language models for coherence, accuracy, and updatability. *arXiv preprint arXiv:2401.08574* (2024).
- [3] Shm Garanganoo Almeda, JD Zamfirescu-Pereira, Kyu Won Kim, Pradeep Mani Rathnam, and Bjoern Hartmann. 2024. Prompting for discovery: Flexible sense-making for ai art-making with dreamsheets. In *Proceedings of the 2024 CHI Conference on Human Factors in Computing Systems*. 1–17.
- [4] Jinheon Baek, Sujay Kumar Jauhar, Silviu Cucerzan, and Sung Ju Hwang. 2024. Researchagent: Iterative research idea generation over scientific literature with large language models. *arXiv preprint arXiv:2404.07738* (2024).
- [5] Davide Baldelli, Junfeng Jiang, Akiko Aizawa, and Paolo Torrioni. 2024. TWOLAR: A TWO-Step LLM-Augmented Distillation Method for Passage Reranking. *ArXiv abs/2403.17759* (2024). <https://api.semanticscholar.org/CorpusID:268691914>
- [6] Lutz Bornmann and Rüdiger Mutz. 2015. Growth rates of modern science: A bibliometric analysis based on the number of publications and cited references. *Journal of the association for information science and technology* 66, 11 (2015), 2215–2222.
- [7] Virginia Braun and Victoria Clarke. 2006. Using thematic analysis in psychology. *Qualitative research in psychology* 3, 2 (2006), 77–101.
- [8] Joel Chan, Joseph Chee Chang, Tom Hope, Dafna Shahaf, and Aniket Kittur. 2018. Solvent: A mixed initiative system for finding analogies between research papers. *Proceedings of the ACM on Human-Computer Interaction* 2, CSCW (2018), 1–21.
- [9] Liuqing Chen, Yuan Zhang, Ji Han, Lingyun Sun, Peter Childs, and Boheng Wang. 2024. A foundation model enhanced approach for generative design in combinational creativity. *Journal of Engineering Design* 35, 11 (2024), 1394–1420.
- [10] Alan Y Cheng, Meng Guo, Melissa Ran, Arpit Ranasaria, Arjun Sharma, Anthony Xie, Khuyen N Le, Bala Vinaithirthan, Shihe Luan, David Thomas Henry Wright, et al. 2024. Scientific and fantastical: Creating immersive, culturally relevant learning experiences with augmented reality and large language models. In *Proceedings of the 2024 CHI Conference on Human Factors in Computing Systems*. 1–23.
- [11] Erin Cherry and Celine Latulipe. 2014. Quantifying the creativity support of digital tools through the creativity support index. *ACM Transactions on Computer-Human Interaction (TOCHI)* 21, 4 (2014), 1–25.
- [12] DaEun Choi, Sumin Hong, Jeongeon Park, John Joon Young Chung, and Juho Kim. 2024. CreativeConnect: Supporting Reference Recombination for Graphic Design Ideation with Generative AI. In *Proceedings of the CHI Conference on Human Factors in Computing Systems*. 1–25.
- [13] Seulgi Choi, Hyewon Lee, Yoonjoo Lee, and Juho Kim. 2024. VIVID: Human-AI Collaborative Authoring of Vicarious Dialogues from Lecture Videos. In *Proceedings of the 2024 CHI Conference on Human Factors in Computing Systems*. 1–26.
- [14] Arman Cohan, Sergey Feldman, Iz Beltagy, Doug Downey, and Daniel S. Weld. 2020. SPECTER: Document-level Representation Learning using Citation-informed Transformers. *ArXiv abs/2004.07180* (2020). <https://api.semanticscholar.org/CorpusID:215768677>
- [15] Arthur Cropley. 2006. In praise of convergent thinking. *Creativity research journal* 18, 3 (2006), 391–404.
- [16] Mike D’Arcy, Tom Hope, Larry Birnbaum, and Doug Downey. 2024. Marg: Multi-agent review generation for scientific papers. *arXiv preprint arXiv:2401.04259* (2024).
- [17] Douglas L Dean, Jill Hender, Tom Rodgers, and Eric Santanen. 2006. Identifying good ideas: constructs and scales for idea evaluation. *Journal of Association for Information Systems* 7, 10 (2006), 646–699.
- [18] Karl Duncker and Lynne S Lees. 1945. On problem-solving. *Psychological monographs* 58, 5 (1945), i.
- [19] James Enouen, Hootan Nakhost, Sayna Ebrahimi, Sercan O Arik, Yan Liu, and Tomas Pfister. 2023. Textgeneshap: Scalable post-hoc explanations in text generation with long documents. *arXiv preprint arXiv:2312.01279* (2023).
- [20] Jingtong Gao, Bo Chen, Xiangyu Zhao, Weiwen Liu, Xiangyang Li, Yichao Wang, Zijian Zhang, Wanyu Wang, Yuyang Ye, Shanru Lin, Huifeng Guo, and Ruiming Tang. 2024. LLM-enhanced Reranking in Recommender Systems. *ArXiv abs/2406.12433* (2024). <https://api.semanticscholar.org/CorpusID:270562015>
- [21] Juraj Gottweis, Wei-Hung Weng, Alexander Daryin, Tao Tu, Anil Palepu, Petar Sirkovic, Artiom Myaskovsky, Felix Weissenberger, Keran Rong, Ryutaro Tanno, et al. 2025. Towards an AI co-scientist. *arXiv preprint arXiv:2502.18864* (2025).
- [22] Tianyang Gu, Jingjin Wang, Zhihao Zhang, and HaoHong Li. 2024. LLMs can realize combinatorial creativity: generating creative ideas via LLMs for scientific research. *arXiv preprint arXiv:2412.14141* (2024).
- [23] Yuling Gu, Oyvind Tafjord, and Peter Clark. 2023. Digital socrates: Evaluating llms through explanation critiques. *arXiv preprint arXiv:2311.09613* (2023).
- [24] Hua Guo and David H Laidlaw. 2018. Topic-based exploration and embedded visualizations for research idea generation. *IEEE transactions on visualization and computer graphics* 26, 3 (2018), 1592–1607.
- [25] Tarun Gupta and Danish Pruthi. 2025. All that glitters is not novel: Plagiarism in ai generated research. *arXiv preprint arXiv:2502.16487* (2025).
- [26] Keith J Holyoak and Paul Thagard. 1996. *Mental leaps: Analogy in creative thought*. MIT press.
- [27] Tom Hope, Joel Chan, Aniket Kittur, and Dafna Shahaf. 2017. Accelerating innovation through analogy mining. In *Proceedings of the 23rd ACM SIGKDD international conference on knowledge discovery and data mining*. 235–243.
- [28] Tom Hope, Doug Downey, Daniel S Weld, Oren Etzioni, and Eric Horvitz. 2023. A computational inflection for scientific discovery. *Commun. ACM* 66, 8 (2023), 62–73.
- [29] Tom Hope, Ronen Tamari, Daniel Hershovich, Hyeonsu B Kang, Joel Chan, Aniket Kittur, and Dafna Shahaf. 2022. Scaling creative inspiration with fine-grained functional aspects of ideas. In *Proceedings of the 2022 CHI Conference on Human Factors in Computing Systems*. 1–15.

- [30] Peter Jansen, Oyvind Tafjord, Marissa Radensky, Pao Siangliulue, Tom Hope, Bhavana Dalvi Mishra, Bodhisattwa Prasad Majumder, Daniel S Weld, and Peter Clark. 2025. CodeScientist: End-to-End Semi-Automated Scientific Discovery with Code-based Experimentation. *arXiv preprint arXiv:2503.22708* (2025).
- [31] Arif E Jinha. 2010. Article 50 million: an estimate of the number of scholarly articles in existence. *Learned publishing* 23, 3 (2010), 258–263.
- [32] Hyeonsu B Kang, David Chuan-En Lin, Nikolas Martelaro, Aniket Kittur, Yan-Ying Chen, and Matthew K Hong. 2024. BioSpark: An End-to-End Generative System for Biological-Analogical Inspirations and Ideation. In *Extended Abstracts of the CHI Conference on Human Factors in Computing Systems*. 1–13.
- [33] Hyeonsu B Kang, Xin Qian, Tom Hope, Dafna Shahaf, Joel Chan, and Aniket Kittur. 2022. Augmenting scientific creativity with an analogical search engine. *ACM Transactions on Computer-Human Interaction* 29, 6 (2022), 1–36.
- [34] James C Kaufman and Robert J Sternberg. 2010. *The Cambridge handbook of creativity*. Cambridge University Press.
- [35] Omar Khattab, Arnab Singhvi, Paridhi Maheshwari, Zhiyuan Zhang, Keshav Santhanam, Sri Vardhamanan, Saiful Haq, Ashutosh Sharma, Thomas T. Joshi, Hanna Moazam, Heather Miller, Matei Zaharia, and Christopher Potts. 2023. DSPy: Compiling Declarative Language Model Calls into Self-Improving Pipelines. *arXiv preprint arXiv:2310.03714* (2023).
- [36] Rodney Michael Kinney, Chloe Anastasiades, Russell Authur, Iz Beltagy, Jonathan Bragg, Alexandra Buraczynski, Isabel Cachola, Stefan Candra, Yoganand Chandrasekhar, Arman Cohan, Miles Crawford, Doug Downey, Jason Dunkelberger, Oren Etzioni, Rob Evans, Sergey Feldman, Joseph Gorney, David W. Graham, F.Q. Hu, Regan Huff, Daniel King, Sebastian Kohlmeier, Bailey Kuehl, Michael Langan, Daniel Lin, Haokun Liu, Kyle Lo, Jaron Lochner, Kelsey MacMillan, Tyler C. Murray, Christopher Newell, Smita R Rao, Shaurya Rohatgi, Paul Sayre, Zejiang Shen, Amanpreet Singh, Luca Soldaini, Shivashankar Subramanian, A. Tanaka, Alex D Wade, Linda M. Wagner, Lucy Lu Wang, Christopher Wilhelm, Caroline Wu, Jiangjiang Yang, Angele Zamarron, Madeleine van Zuylen, and Daniel S. Weld. 2023. The Semantic Scholar Open Data Platform. *ArXiv abs/2301.10140* (2023). <https://api.semanticscholar.org/CorpusID:256194545>
- [37] Dan Lahav, Jon Saad Falcon, Bailey Kuehl, Sophie Johnson, Sravanthi Parasa, Noam Shomron, Duen Horng Chau, Diyi Yang, Eric Horvitz, Daniel S Weld, et al. 2022. A search engine for discovery of scientific challenges and directions. In *Proceedings of the AAAI Conference on Artificial Intelligence*, Vol. 36. 11982–11990.
- [38] Pier Luca Lanzi and Daniele Loiacono. 2023. Chatgpt and other large language models as evolutionary engines for online interactive collaborative game design. In *Proceedings of the Genetic and Evolutionary Computation Conference*. 1383–1390.
- [39] Joanne Leong, Pat Pataranutaporn, Valdemar Danry, Florian Perteneder, Yaoli Mao, and Pattie Maes. 2024. Putting things into context: Generative AI-enabled context personalization for vocabulary learning improves learning motivation. In *Proceedings of the 2024 CHI Conference on Human Factors in Computing Systems*. 1–15.
- [40] Weixin Liang, Yuhui Zhang, Hancheng Cao, Binglu Wang, Daisy Yi Ding, Xinyu Yang, Kailas Vodrahalli, Siyu He, Daniel Scott Smith, Yian Yin, et al. 2024. Can large language models provide useful feedback on research papers? A large-scale empirical analysis. *NEJM AI* 1, 8 (2024), A0a2400196.
- [41] Yiren Liu, Si Chen, Haocong Cheng, Mengxia Yu, Xiao Ran, Andrew Mo, Yiliu Tang, and Yun Huang. 2024. How ai processing delays foster creativity: Exploring research question co-creation with an llm-based agent. In *Proceedings of the CHI Conference on Human Factors in Computing Systems*. 1–25.
- [42] Yiren Liu, Pranav Sharma, Mehul Jitendra Oswal, Haijun Xia, and Yun Huang. 2024. Personaflo: Boosting research ideation with llm-simulated expert personas. *arXiv preprint arXiv:2409.12538* (2024).
- [43] Yiren Liu, Mengxia Yu, Meng Jiang, and Yun Huang. 2023. Creative Research Question Generation for Human-Computer Interaction Research.. In *IUI Workshops*. 58–66.
- [44] Chris Lu, Cong Lu, Robert Tjarko Lange, Jakob Foerster, Jeff Clune, and David Ha. 2024. The ai scientist: Towards fully automated open-ended scientific discovery. *arXiv preprint arXiv:2408.06292* (2024). <https://api.semanticscholar.org/CorpusID:271854887>
- [45] Chris Lu, Cong Lu, Robert Tjarko Lange, Jakob N. Foerster, Jeff Clune, and David Ha. 2024. The AI Scientist: Towards Fully Automated Open-Ended Scientific Discovery. *ArXiv abs/2408.06292* (2024). <https://api.semanticscholar.org/CorpusID:271854887>
- [46] Chuan Meng, Negar Arabzadeh, Arian Askari, Mohammad Aliannejadi, and Maarten de Rijke. 2024. Ranked List Truncation for Large Language Model-based Re-Ranking. *ArXiv abs/2404.18185* (2024). <https://api.semanticscholar.org/CorpusID:269449617>
- [47] Louie Meyer, Johanne Engel Aaen, Anitamalina Regitse Tranberg, Peter Kun, Matthias Freiberger, Sebastian Risi, and Anders Sundnes Lovlie. 2024. Algorithmic ways of seeing: Using object detection to facilitate art exploration. In *Proceedings of the 2024 CHI Conference on Human Factors in Computing Systems*. 1–18.
- [48] Sheshera Mysore, Arman Cohan, and Tom Hope. 2022. Multi-Vector Models with Textual Guidance for Fine-Grained Scientific Document Similarity. In *Proceedings of the 2022 Conference of the North American Chapter of the Association for Computational Linguistics: Human Language Technologies*. 4453–4470.
- [49] Sheshera Mysore, Tim O’Gorman, Andrew McCallum, and Hamed Zamani. [n. d.]. CSFCube-A Test Collection of Computer Science Research Articles for Faceted Query by Example. ([n. d.]).
- [50] Harshit Nigam, Manasi Patwardhan, Lovekesh Vig, and Gautam Shroff. 2024. Acceleron: A Tool to Accelerate Research Ideation. *arXiv preprint arXiv:2403.04382* (2024).
- [51] Harshit Nigam, Manasi Patwardhan, Lovekesh Vig, and Gautam Shroff. 2024. An Interactive Co-Pilot for Accelerated Research Ideation. In *Proceedings of the Third Workshop on Bridging Human-Computer Interaction and Natural Language Processing*. 60–73.
- [52] Baharan Nouriinanloo and Maxime Lamothe. 2024. Re-Ranking Step by Step: Investigating Pre-Filtering for Re-Ranking with Large Language Models. *ArXiv abs/2406.18740* (2024). <https://api.semanticscholar.org/CorpusID:270764517>
- [53] Jeongseok Oh, Seungju Kim, and Seungjun Kim. 2024. LumiMood: A Creativity Support Tool for Designing the Mood of a 3D Scene. In *Proceedings of the 2024 CHI Conference on Human Factors in Computing Systems*. 1–21.
- [54] OpenReview. [n. d.]. OpenReview. <https://openreview.net/>.
- [55] Jason Portenoy, Marissa Radensky, Jevin D West, Eric Horvitz, Daniel S Weld, and Tom Hope. 2022. Bursting scientific filter bubbles: Boosting innovation via novel author discovery. In *Proceedings of the 2022 CHI Conference on Human Factors in Computing Systems*. 1–13.
- [56] Kevin Pu, KJ Feng, Tovi Grossman, Tom Hope, Bhavana Dalvi Mishra, Matt Latzke, Jonathan Bragg, Joseph Chee Chang, and Pao Siangliulue. 2024. IdeaSynth: Iterative Research Idea Development Through Evolving and Composing Idea Facets with Literature-Grounded Feedback. *arXiv preprint arXiv:2410.04025* (2024).
- [57] A Terry Purcell and John S Gero. 1996. Design and other types of fixation. *Design studies* 17, 4 (1996), 363–383.
- [58] Abhilasha Ravichander, Shruti Ghela, David Wadden, and Yejin Choi. 2025. HALOGEN: Fantastic LLM Hallucinations and Where to Find Them. *arXiv preprint arXiv:2501.08292* (2025).
- [59] Nils Reimers and Iryna Gurevych. 2019. Sentence-BERT: Sentence Embeddings using Siamese BERT-Networks. In *Conference on Empirical Methods in Natural Language Processing*. <https://api.semanticscholar.org/CorpusID:201646309>
- [60] Mark A Runco et al. 2010. Divergent thinking, creativity, and ideation. *The Cambridge handbook of creativity* 413 (2010), 446.
- [61] Chenglei Si, Diyi Yang, and Tatsunori Hashimoto. 2024. Can LLMs Generate Novel Research Ideas? A Large-Scale Human Study with 100+ NLP Researchers. *arXiv preprint arXiv:2409.04109* (2024).
- [62] Chenglei Si, Diyi Yang, and Tatsunori Hashimoto. 2024. Can LLMs Generate Novel Research Ideas? A Large-Scale Human Study with 100+ NLP Researchers. *ArXiv abs/2409.04109* (2024). <https://api.semanticscholar.org/CorpusID:272463952>
- [63] Dean Keith Simonton. 2021. Scientific Creativity: Discovery and Invention as Combinatorial. *Frontiers in Psychology* 12 (2021). <https://api.semanticscholar.org/CorpusID:237262181>
- [64] Arvind Srinivasan and Joel Chan. 2024. Improving Selection of Analogical Inspirations through Chunking and Recombination. In *Proceedings of the 16th Conference on Creativity & Cognition*. 374–397.
- [65] Sangho Suh, Meng Chen, Bryan Min, Toby Jia-Jun Li, and Haijun Xia. 2024. Luminate: Structured Generation and Exploration of Design Space with Large Language Models for Human-AI Co-Creation. In *Proceedings of the CHI Conference on Human Factors in Computing Systems*. 1–26.
- [66] Lu Sun, Aaron Chan, Yun Seo Chang, and Steven P Dow. 2024. ReviewFlow: Intelligent Scaffolding to Support Academic Peer Reviewing. In *Proceedings of the 29th International Conference on Intelligent User Interfaces*. 120–137.
- [67] Weiwei Sun, Lingyong Yan, Xinyu Ma, Pengjie Ren, Dawei Yin, and Zhaochun Ren. 2023. Is ChatGPT Good at Search? Investigating Large Language Models as Re-Ranking Agent. *ArXiv abs/2304.09542* (2023). <https://api.semanticscholar.org/CorpusID:258212638>
- [68] Weiwei Sun, Lingyong Yan, Xinyu Ma, Shuaiqiang Wang, Pengjie Ren, Zhumin Chen, Dawei Yin, and Zhaochun Ren. 2023. Is ChatGPT Good at Search? Investigating Large Language Models as Re-Ranking Agents. In *Proceedings of the 2023 Conference on Empirical Methods in Natural Language Processing*. 14918–14937.
- [69] P Thagard. 2012. *The cognitive science of science: Explanation, discovery, and conceptual change*. The MIT Press.
- [70] Jianyou Wang, Kaicheng Wang, Xiaoyue Wang, Prudhviraj Naidu, Leon Bergen, and Ramamohan Paturi. 2023. DORIS-MAE: scientific document retrieval using multi-level aspect-based queries. In *Proceedings of the 37th International Conference on Neural Information Processing Systems*. 38404–38419.
- [71] Meiyun Wang, Kiyoshi Izumi, and Hiroki Sakaji. 2024. LLMFactor: Extracting profitable factors through prompts for explainable stock movement prediction. *arXiv preprint arXiv:2406.10811* (2024).
- [72] Qingyun Wang, Doug Downey, Heng Ji, and Tom Hope. 2023. Scimon: Scientific inspiration machines optimized for novelty. *arXiv preprint arXiv:2305.14259* (2023).
- [73] Hongji Yang, Delin Jing, and Lu Zhang. 2016. Creative Computing: an approach to knowledge combination for creativity?. In *2016 IEEE Symposium on Service-Oriented System Engineering (SOSE)*. IEEE, 407–414.

- [74] Mert Yuksekgonul, Federico Bianchi, Joseph Boen, Sheng Liu, Zhi Huang, Carlos Guestrin, and James Zou. 2024. TextGrad: Automatic "Differentiation" via Text. *arXiv preprint arXiv:2406.07496* (2024).
- [75] Xiaoying Zhang, Baolin Peng, Ye Tian, Jingyan Zhou, Lifeng Jin, Linfeng Song, Haitao Mi, and Helen Meng. 2024. Self-alignment for factuality: Mitigating hallucinations in llms via self-evaluation. *arXiv preprint arXiv:2402.09267* (2024).

A PROMPTS FOR ANALOGOUS PAPER FACET FINDER

A.1 Prompt to extract facets from a paper title/abstract.

```
def promptTextToPurposeMechanism(papers, corpus_ids, text=None):
    if text:
        prompt = f"""
{text}"""
    else:
        prompt = f"""
TEXTS: """
        for id in range(0, len(corpus_ids)):
            prompt += f"""
Text { id + 1}
Title: {papers[corpus_ids[id]]["title"]}
Abstract: {papers[corpus_ids[id]]["abstract"]}"""
            if "introduction" in papers[corpus_ids[id]]:
                prompt += f"""
Background: {papers[corpus_ids[id]]["introduction"]}"""
            prompt += f"""

INSTRUCTIONS:
You are ScientistGPT, an intelligent assistant that helps researchers come up
↳ with understandable, relevant, specific, feasible, and novel research
↳ ideas.
Present the purpose, mechanism, and evaluation of each text above.
The purpose is the problem being addressed (e.g., to assist with writing
↳ scientific tutorials, to answer questions over the scientific
↳ literature).
The mechanism is the proposed method to solve the problem (e.g., LLM
↳ chain-of-thought reasoning, AI-supported reverse outlining).
The evaluation is the method used to determine how well the proposed solution
↳ solved the problem (e.g., lab user study, science QA benchmarks).

Follow the rules below for generating each facet (purpose, mechanism, and
↳ evaluation):
1. Specific enough to be helpful in coming up with research ideas.
2. Substantially different from the facets you generate for other texts.
3. Single short phrases only (no more than 7 words). If you cannot write the
↳ facet in a short phrase, it is too specific.
4. No numbers unless they are part of a name (e.g., GPT-4, big 5 personality
↳ traits).
5. No acronyms or abbreviations.
6. If the text has more than one of the same type of facet, combine them into
↳ one.
7. No referencing the purpose in the evaluation facet.

Examples of bad vs good purposes:
- bad (too specific): to generate creative writing activities for third-grade
↳ English lessons --> good: to support elementary creative writing
- bad (too broad): to support healthcare --> good: to provide clinical
↳ decision support
- bad (more than one purpose that are uncombined): to improve engagement
↳ between content creators and audience, to decrease negative effects of
↳ social media --> good: to improve social media creator-audience
↳ interaction

Examples of bad vs good mechanisms:
- bad (too specific, numbers that aren't part of a name, acronym): LLM
↳ chain-of-thought from gpt-3.5-turbo trained up to 11/06 with
↳ temperature=0.7 --> good: LLM chain-of-thought reasoning
- bad (too broad): recommendation system --> good: collaborative filtering
- bad (too broad): human-AI collaboration --> good: human-generative AI
↳ co-planning
- bad (too broad): deep learning algorithm --> good: topic modeling
- bad (more than one mechanism that are uncombined): content-based AI
↳ explanations, social-based AI explanations --> good: content-based and
↳ social-based AI explanations

Examples of bad vs good evaluations:
- bad (too specific, references the purpose): between-subjects 4x4 user study
↳ with 32 teachers --> good: Wizard of Oz user study
- bad (too broad): questionnaire --> good: NASA-TLX Index
- bad (too broad): qualitative evaluation --> good: semi-structured
↳ interviews
```

Follow the rules below for generating definitions of each facet.

1. Should be up to 2 sentences.
2. Replace proper nouns with their definitions.
3. Replace jargon with their definitions.
4. Write out acronyms.
5. Should be self-contained. Do NOT include information that is beyond the
 ↳ definition of the facet.
6. Do NOT reuse the words already in the facet.

Examples of bad vs good definitions:

```
- facet: longitudinal study.
bad: a study that evaluates the tool Toolio over the course of a year -->
↳ good: a study that takes place over a long period of time extending at
↳ least multiple days
- facet: Toolio for creative writing.
bad: Toolio implements SLM for generating creative writing --> good: a
↳ mixed-initiative tool that uses large language models to scaffold the
↳ process of writing creative short stories by implementing the Standard
↳ Learning Method
- facet: to help users better understand black-box models.
bad: to help users better understand AI-Bot-360 --> good: to help users better
↳ understand how AI models work when their algorithm cannot be fully known
```

Make sure all information is faithful to the associated text.

It is very important that you follow the answer format provided below!

FORMAT FOR ANSWER:

```
Text <number>
Purpose: To <verb> <rest of purpose here>
Purpose Definition: <purpose definition here>
Mechanism: <noun phrase mechanism here>
Mechanism Definition: <mechanism definition here>
Evaluation: <noun phrase evaluation here>
Evaluation Definition: <evaluation definition here>
```

ANSWER:

```
"""
return prompt
```

A.2 Prompt to retrieve facets from papers associated with an analogous query.

```
def promptFacetsFromQueryPapers(papers, corpus_ids, query, type="", query2="",
↳ type2=""):
    prompt = f"""
TEXTS: """
    for id in range(0, len(corpus_ids)):
        prompt += f"""
Text { id + 1}
Title: {papers[corpus_ids[id]]["title"]}
Abstract: {papers[corpus_ids[id]]["abstract"]}"""
        if "introduction" in papers[corpus_ids[id]]:
            prompt += f"""
Background: {papers[corpus_ids[id]]["introduction"]}"""
        prompt += f"""

INSTRUCTIONS:
You are ScientistGPT, an intelligent assistant that helps researchers come up
↳ with understandable, relevant, specific, feasible, and novel research
↳ ideas.
Present the purpose, mechanism, and evaluation of each text above."""
    if type:
        prompt += f"""
The {type} should be relevant to but not a copy of the following query:
↳ {query}."""
    else:
        prompt += f"""
The facets should be relevant to but not a copy of the following query:
↳ {query}."""
    if type2:
        prompt += f"""
The {type2} should be relevant to but not a copy of the following query:
↳ {query2}."""
    prompt += f"""
The purpose is the problem being addressed (e.g., to assist with writing
↳ scientific tutorials, to answer questions over the scientific
↳ literature).
The mechanism is the proposed method to solve the problem (e.g.,
↳ chain-of-thought from large language models, AI-supported reverse
↳ outlining).
The evaluation is the method used to determine how well the proposed solution
↳ solved the problem (e.g., lab user study, science QA benchmarks).
```

Follow the rules below for generating each facet (purpose, mechanism, and
 ↳ evaluation):

1. Specific enough to be helpful in coming up with research ideas.
2. Substantially different from the facets you generate for other texts.
3. Single short phrases only (no more than 7 words). If you cannot write the
↪ facet in a short phrase, it is too specific.
4. No numbers unless they are part of a name (e.g., GPT-4, big 5 personality
↪ traits).
5. No acronyms or abbreviations.
6. If the text has more than one of the same type of facet, combine them into
↪ one.
7. No referencing the purpose in the evaluation facet."""

if type:
 prompt += f"""

6. The {type} should be relevant to but not a copy of the following query:
↪ {query}."""

else:
 prompt += f"""

6. The facets should be relevant to but not a copy of the following query:
↪ {query}."""

if type2:
 prompt += f"""

7. The {type2} should be relevant to but not a copy of the following query:
↪ {query2}."""

prompt += f"""

Examples of bad vs good purposes:

- bad (too specific): to generate creative writing activities for third-grade
↪ English lessons --> good: to support elementary creative writing
- bad (too broad): to support healthcare --> good: to provide clinical
↪ decision support
- bad (more than one purpose that are uncombined): to improve engagement
↪ between content creators and audience, to decrease negative effects of
↪ social media --> good: to improve social media creator-audience
↪ interaction

Examples of bad vs good mechanisms:

- bad (too specific, numbers that aren't part of a name, acronym): LLM
↪ chain-of-thought from gpt-3.5-turbo trained up to 11/06 with
↪ temperature=0.7 --> good: chain-of-thought from large language models
- bad (too broad): recommendation system --> good: collaborative filtering
- bad (too broad): human-AI collaboration --> good: human-generative AI
↪ co-planning
- bad (too broad): deep learning algorithm --> good: topic modeling
- bad (more than one mechanism that are uncombined): content-based AI
↪ explanations, social-based AI explanations --> good: content-based and
↪ social-based AI explanations

Examples of bad vs good evaluations:

- bad (too specific, references the purpose): between-subjects 4x4 user study
↪ with 32 teachers --> good: Wizard of Oz user study
- bad (too broad): questionnaire --> good: NASA-TLX Index
- bad (too broad): qualitative evaluation --> good: semi-structured
↪ interviews

Follow the rules below for generating definitions of each facet.

1. Should be up to 2 sentences.
2. Replace proper nouns with their definitions.
3. Replace jargon with their definitions.
4. Write out acronyms.
5. Should be self-contained. Do NOT include information that is beyond the
↪ definition of the facet.
6. Do NOT reuse the words already in the facet.

Examples of bad vs good definitions:

- facet: longitudinal study.
bad: a study that evaluates the tool Toolio over the course of a year -->
↪ good: a study that takes place over a long period of time extending at
↪ least multiple days
- facet: Toolio for creative writing.
bad: Toolio implements SLM for generating creative writing --> good: a
↪ mixed-initiative tool that uses large language models to scaffold the
↪ process of writing creative short stories by implementing the Standard
↪ Learning Method
- facet: to help users better understand black-box models.
bad: to help users better understand AI-Bot-360 --> good: to help users better
↪ understand how AI models work when their algorithm cannot be fully known

Make sure all information is faithful to the associated text.

It is important that you follow the answer format provided below!"""
prompt += f"""

FORMAT FOR ANSWER:

Text <number>
Purpose: To <verb> <rest of purpose here>
Purpose Definition: <purpose definition here>
Mechanism: <noun phrase mechanism here>
Mechanism Definition: <mechanism definition here>
Evaluation: <noun phrase evaluation here>

Evaluation Definition: <evaluation definition here>

ANSWER:
"""
return prompt

A.3 Prompt to obtain queries for analogous papers from same topic, same subarea, and different subarea compared to input paper.

```
def promptAnalogyQueries(purpose, mechanism, previousQueries, topic, number=1):
    prompt = f"""
    INITIAL PURPOSE/MECHANISM:
    Purpose: {purpose}
    Mechanism: {mechanism}"""
    if previousQueries != []:
        prompt += f"""

    PREVIOUS QUERIES:"""
        for q in previousQueries:
            prompt += f"""

    {q}"""
        prompt += f"""

    INSTRUCTIONS:
    You are ScientistGPT, an intelligent assistant that helps researchers come up
    ↪ with novel and useful research ideas.
    What are some analogous purposes and mechanisms to the initial purpose and
    ↪ mechanism above that would inspire novel and useful research ideas?"""
    if number > 1:
        prompt += f"""
    Provide {number} analogous purpose/mechanism pairs that are from the same
    ↪ topic of computer science research, {number} that are from the same
    ↪ subarea but different topics of computer science research, and {number}
    ↪ that are from different subareas of computer science research."""
    else:
        prompt += f"""
    Provide one analogous purpose/mechanism pair that is from the same topic of
    ↪ computer science research, one that is from the same subarea but
    ↪ different topics of computer science research, and one that is from
    ↪ different subareas of computer science research."""
    prompt += f"""
    The relationship between the initial purpose and mechanism should be very
    ↪ similar to the relationship between the analogous purpose and mechanism.
    Also, provide a query (up to 5 words) for finding research papers relevant to
    ↪ each analogous purpose/mechanism."""
    if previousQueries != []:
        prompt += f"""
    Make sure you come up with new analogous purposes/mechanisms that are NOT
    ↪ covered by the previous queries above."""
    prompt += f"""
```

FORMAT FOR ANSWER:

Analogies within same topic of computer science research:
Same Topic: <topic of initial purpose/mechanism and analogous
↪ purpose/mechanism here>
[number]. Analogy: {purpose} is to {mechanism} as <analogous purpose here> is
↪ to <analogous mechanism here> because both relationships involve
↪ <specific common relationship description here>.
Purpose: <analogous purpose here>
Mechanism: <analogous mechanism here>
Query for Relevant Research Papers: <query combining analogous purpose and
↪ mechanism here>

Analogies within same subarea of computer science research, but across

↪ different topics of computer science research:
Same Subarea: <subarea of initial purpose/mechanism and analogous
↪ purpose/mechanism here>
[number]. Different Topic: <topic of analogous purpose/mechanism here>
Analogy: {purpose} is to {mechanism} as <analogous purpose here> is to
↪ <analogous mechanism here> because both relationships involve <specific
↪ common relationship description here>.
Purpose: <analogous purpose here>
Mechanism: <analogous mechanism here>
Query for Relevant Research Papers: <query combining analogous purpose and
↪ mechanism here>

Analogies across different subareas of computer science research:

[number]. Different Subarea: <different subarea from initial
↪ purpose/mechanism here>
Analogy: {purpose} is to {mechanism} as <analogous purpose here> is to
↪ <analogous mechanism here> because both relationships involve <specific
↪ common relationship description here>.
Purpose: <analogous purpose here>

```
Mechanism: <analogous mechanism here>
Query for Relevant Research Papers: <query combining analogous purpose and
↪ mechanism here>
```

```
ANSWER:
"""
return prompt
```

A.4 Prompt to shorten a query for papers in the event that it is too long to retrieve 4 relevant papers.

```
def promptShortenQuery(query):
    prompt = f"""
    QUERY: {query}

    INSTRUCTIONS:
    You are ScientistGPT, an intelligent assistant that helps researchers come up
    ↪ with understandable, relevant, specific, feasible, and novel research
    ↪ ideas.
    The query above is too specific to retrieve any research papers.
    Please provide a simpler and shorter version of the query to find relevant
    ↪ research papers.
    If you must lose some meaning when shortening the query, prioritize the most
    ↪ important information.

    ANSWER:
    """
    return prompt
```

A.5 Prompt to summarize input and very near analogous papers to obtain related works' summary.

```
def promptSummarizePapers(facets, papers, corpus_ids):
    prompt = f"""
    PAPERS: """
    index = 0
    for t in corpus_ids:
        index += 1
        prompt += f"""
        Paper {index}:
        Title: {papers[t]["title"]}
        Abstract: {papers[t]["abstract"]}"""
        if "introduction" in papers[t]:
            prompt += f"""
            Background: {papers[t]["introduction"]}"""
        prompt += f"""
        Purpose Text: {facets[papers[t]["purpose"]]["text"]}
        Purpose ID: {papers[t]["purpose"]}
        Mechanism Text: {facets[papers[t]["mechanism"]]["text"]}
        Mechanism ID: {papers[t]["mechanism"]}
        Evaluation Text: {facets[papers[t]["evaluation"]]["text"]}
        Evaluation ID: {papers[t]["evaluation"]}"""
        prompt += f"""

    INSTRUCTIONS:
    You are ScientistGPT, an intelligent assistant that helps researchers come up
    ↪ with understandable, relevant, specific, feasible, and novel research
    ↪ ideas.
    Summarize the prior work above in around 300 words.
    Do not summarize individual papers one-by-one. Instead, summarize their
    ↪ contributions as a whole.
    That way, you will know what has already been done in research and will not
    ↪ propose similar ideas.
    Instead, you will come up with novel ideas that build upon the designated
    ↪ papers.

    ANSWER:
    """
    return prompt
```

B PROMPTS FOR FACETED IDEA GENERATOR

B.1 Prompt to obtain ideas using Initial or No-P-no-M method.

```
def promptInitialAnalogyIdeas(
    topic,
    papers,
    facets, query,
    designated_papers,
```

```
    analogous_papers,
    summary,
    paper_background,
    set_eval=[],
    prior_ideas="",
    custom_instructions="",
    number=6,
    idea_number=2):
    prompt = f"""
    INSTRUCTIONS:
    You are ScientistGPT, an intelligent assistant that helps researchers come up
    ↪ with understandable, relevant, specific, feasible, and novel research
    ↪ ideas.
```

```
    First, read the summary of prior work and the papers below.
    That way, you will know what has already been done in related research. """
    if prior_ideas:
        prompt += f"""
```

```
    Next, read your prior ideas below in order to make sure you do not generate
    ↪ similar ideas to those that you have already proposed. """
    if number:
        prompt += f"""
```

```
    Next, come up with {number} different analogies between the purpose/mechanism
    ↪ of a designated paper and the purpose/mechanism of an analogous paper. """
    else:
        prompt += f"""
```

```
    Next, write down all {len(designated_papers)*len(analogous_papers)} possible
    ↪ analogies between the purpose/mechanism of a designated paper and the
    ↪ purpose/mechanism of an analogous paper. """
    prompt += f"""
    Example Analogy: The purpose "to expand exploration of creative design
    ↪ spaces" is to the mechanism "structured generation framework" as the
    ↪ purpose "to enhance personalized mathematics learning" is to the
    ↪ mechanism "guiding and adaptive prompts" because both relationships
    ↪ involve providing flexible yet structured experiences in order to
    ↪ support personalized and useful knowledge acquisition.
    Also, come up with one short research idea associated with each analogy. Some
    ↪ should combine the designated paper's purpose with the analogous paper's
    ↪ mechanism, and others should combine the analogous paper's purpose with
    ↪ the designated paper's mechanism.
```

```
    Next, select the {idea_number} best analogies that inspire research ideas
    ↪ that meet the idea requirements below. """
    if set_eval:
        prompt += f"""
```

```
    Finally, for one analogy, create a research idea that combines the purpose
    ↪ from the analogous paper, the mechanism from the designated paper, and
    ↪ one of the evaluation options below in an imaginative and smart manner.
    For the other analogy, create a research idea that combines the purpose from
    ↪ the designated paper, the mechanism from the analogous paper, and one of
    ↪ the evaluation options below in an imaginative and smart manner. """
    else:
        prompt += f"""
```

```
    Finally, for one analogy, create a research idea that combines the purpose
    ↪ from the analogous paper, the mechanism from the designated paper, and
    ↪ the evaluation from either paper in an imaginative and smart manner.
    For the other analogy, create a research idea that combines the purpose from
    ↪ the designated paper, the mechanism from the analogous paper, and the
    ↪ evaluation from either paper in an imaginative and smart manner. """
    prompt += f"""
```

```
SUMMARY OF PRIOR WORK:
{summary} """
```

```
if prior_ideas:
    prompt += f"""
```

```
PRIOR IDEAS:
{prior_ideas} """
prompt += f"""
```

```
DESIGNATED PAPERS: """
index = 0
for t in designated_papers:
    index += 1
    prompt += f"""
    Paper {index}:
    Title: {papers[t]["title"]}
    Abstract: {papers[t]["abstract"]} """
    if paper_background and "introduction" in papers[t]:
        prompt += f"""
    Background: {papers[t]["introduction"]} """
    prompt += f"""
```

```

Purpose Text: {facets[papers[t]["purpose"]]["text"]}
Purpose ID: {papers[t]["purpose"]}
Mechanism Text: {facets[papers[t]["mechanism"]]["text"]}
Mechanism ID: {papers[t]["mechanism"]}""
    if not set_eval:
        prompt += f""
Evaluation Text: {facets[papers[t]["evaluation"]]["text"]}
Evaluation ID: {papers[t]["evaluation"]}""
if query:
    prompt += f""

ANALOGOUS PAPERS RELATED TO {query}: ""
else:
    prompt += f""

ANALOGOUS PAPERS: ""
index = 0
for t in analogous_papers:
    index += 1
    prompt += f""
Paper {index}: ""
    if papers[t]["relevantQuery"] != "none":
        prompt += f""
Theme: {papers[t]["relevantQuery"]}""
    prompt += f""
Title: {papers[t]["title"]}
Abstract: {papers[t]["abstract"]}""
    if paper_background and "introduction" in papers[t]:
        prompt += f""
Background: {papers[t]["introduction"]}""
    if "relatedWork" in papers[t]:
        if papers[t]["relatedWork"]:
            prompt += f""
Related Work: {papers[t]["relatedWork"]}""
    prompt += f""
Purpose Text: {facets[papers[t]["purpose"]]["text"]}
Purpose ID: {papers[t]["purpose"]}
Mechanism Text: {facets[papers[t]["mechanism"]]["text"]}
Mechanism ID: {papers[t]["mechanism"]}""
    if not set_eval:
        prompt += f""
Evaluation Text: {facets[papers[t]["evaluation"]]["text"]}
Evaluation ID: {papers[t]["evaluation"]}""
if set_eval:
    prompt += f""

EVALUATION OPTIONS: ""
ind = 0
for eval in set_eval:
    prompt += f""
{ind}. Evaluation Text: {eval[1]}
Evaluation ID: {eval[2]}""
    ind += 1
prompt += f""

FACET REQUIREMENTS:
The purpose/mechanism/evaluation IDs should be written VERBATIM from what is
↪ provided.
Do NOT make up facet IDs that are not explicitly given above.

IDEA REQUIREMENTS:
1. Understandability::
1a. Each idea should be logical.
1b. Each idea should be grammatically correct.
1c. Each idea should be self-contained and should not require researchers to
↪ have read the provided papers. For example, saying "Use Tool X" is not
↪ self-contained because the researcher might not have read the relevant
↪ paper to know what Tool X is. Instead, you could say "Use a tool to do Y."
1d. If an aspect of the idea may not be familiar to someone studying computer
↪ science broadly, make sure the idea describes the aspect enough for them
↪ to understand it.

2. Relevance::
2a. Each idea should be at least somewhat relevant to the overarching
↪ ideation topic: {topic}. This means you may or may not have to adjust the
↪ purpose to be relevant to the ideation topic. For example, if the purpose
↪ is "to support human-AI creativity" and the topic is "scientific idea
↪ generation", then the purpose is relevant enough to the topic and does
↪ NOT need to be adjusted. On the other hand, if the selected purpose is
↪ "to support bird identification" and the topic is "scientific idea
↪ generation", you might adjust the purpose to "to support scientific idea
↪ identification" or "to support identifying different types of scientific
↪ ideas." That said, it is important to keep as much of the purpose's
↪ meaning as possible if/when adjusting it to be relevant to the ideation
↪ topic.
2b. Ideas should NOT refer to analogies.

3. Specificity::

```

```

3a. Each idea should be described in 100 to 150 words (expanded version 200
↪ to 250 words). 90% of the idea should focus on describing how the
↪ mechanism will be used to address the purpose in a novel manner.
3b. Each idea should be as specific as possible given the word limit.
3c. Each idea should be focused and precise. For example, if the idea
↪ involves a visualization feature, describe WHAT kind of visualization it
↪ is and HOW it will be used.
3d. Each idea should be specific such that the reader understands how the
↪ idea would be implemented and what direction it would take.
3e. Each idea should be very specific in describing HOW the mechanism will be
↪ implemented to address the purpose in a novel manner. For instance, an
↪ idea saying to 'apply a faceted representation to clinical data,
↪ creating a multidimensional profile of each patient, integrating medical
↪ history, genetic information, lifestyle factors, and current health
↪ data' is not novel because prior work has already looked into creating
↪ multidimensional patient profiles. If the idea provided a more specific,
↪ imaginative description of HOW to create the multidimensional profiles
↪ and HOW to apply it to clinical decision-making, then it could be novel.
3f. Each idea should be specific enough that it is significantly different
↪ from your prior ideas.

4. Feasibility::
4a. A research lab with moderate resources should be able to carry out each
↪ idea.
4b. Each idea should make sense scientifically and be grounded in the summary
↪ of prior work and papers noted below.
4c. Each idea's purpose and mechanism should work well together. If
↪ necessary, adapt the purpose or mechanism to work well with the other.
↪ For example, if the overarching ideation topic is "scientific ideation",
↪ the purpose is "to support culinary ideation", and the mechanism is
↪ "scientific research graphs", you might adjust the purpose to "to
↪ support scientific ideation." Meanwhile, if the overarching ideation
↪ topic is "culinary ideation", the purpose is "to support culinary
↪ ideation", and the mechanism is "scientific research graphs", you might
↪ adjust the mechanism to "culinary recipe graphs." That said, it is
↪ important to keep as much of the original purpose and mechanism as
↪ possible if/when adjusting them to make sense together.
4d. Each idea's proposed evaluation should not contradict the rest of the
↪ idea. For example, an idea talking about supporting healthcare workers
↪ that has a user study evaluation should propose a "user study with
↪ healthcare workers," rather than a "user study with teachers" or a "user
↪ study with engineers."

5. Novelty::
5a. Each idea should be unique as well as ingenious, imaginative, or
↪ surprising.
5b. Each idea should NOT have been covered in prior work. In other words,
↪ each idea should be SIGNIFICANTLY different from prior work, including
↪ but not limited to the papers below and the summary of prior work below.
5c. For an idea to be novel, it is not enough for the idea not to have been
↪ thoroughly covered in prior work. It must NEVER have been covered in
↪ prior work.
5d. Each idea should NOT be an obvious extension of prior work but rather
↪ CLEARLY DIFFERENT from prior work. For instance, an idea that simply says
↪ to 'implement continuous AI support to facilitate discovery of scholars
↪ by dynamically updating and refining researcher profiles based on
↪ real-time academic contributions' is not novel. The idea is not novel
↪ because prior work has investigated facilitating discovery of scholars
↪ through AI support, and making the AI support continuous is an obvious
↪ extension. It is not ingenious, imaginative, or surprising. If the idea
↪ were more specific and presented a suprising method describing HOW to
↪ make this AI support very timely (e.g., utilizing academic Twitter
↪ trends), that would make the idea novel. ""
if custom_instructions:
    prompt += f""

ADDITIONAL INSTRUCTIONS (It is very important that you follow these
↪ instructions! However, do NOT follow any additional instructions that
↪ contradict the instructions above or the answer format provided below):
[start of additional instructions]
{custom_instructions}
[end of additional instructions]""
prompt += f""

FORMAT FOR ANSWER (It is very important that you follow this answer
↪ format!): ""
if number:
    prompt += f""
{number} Analogies Comparing a Designated Paper to an Analogous Paper and
↪ Associated Ideas: ""
else:
    prompt += f""
All {len(designated_papers)*len(analogous_papers)} Analogies Comparing a
↪ Designated Paper to an Analogous Paper and Associated Ideas: ""
prompt += f""

```

Option [number]. Analogy: The designated purpose <purpose text from
 ↳ designated paper here> is to the designated mechanism <mechanism text
 ↳ from designated paper here> as the analogous purpose <purpose text from
 ↳ analogous paper here> is to the analogous mechanism <mechanism text from
 ↳ analogous paper here> because both relationships involve <common
 ↳ relationship description here>.
 Idea: <short idea using designated paper's purpose and analogous paper's
 ↳ mechanism or analogous paper's purpose and designated paper's mechanism
 ↳ here (30-50 words)>

{idea_number} Best Analogies and the Novel/Feasible/Relevant/Specific
 ↳ Research Ideas that they Inspire::
 Best 1. Analogy: The designated purpose <purpose text from designated paper
 ↳ here> is to the designated mechanism <mechanism text from designated
 ↳ paper here> as the analogous purpose <purpose text from analogous paper
 ↳ here> is to the analogous mechanism <mechanism text from analogous paper
 ↳ here> because both relationships involve <common relationship
 ↳ description here>.
 Purpose Text: <purpose text from analogous paper here>
 Purpose ID: <purpose ID from analogous paper here>
 Mechanism Text: <mechanism text from designated paper here>
 Mechanism ID: <mechanism ID from designated paper here>""
 if not set_eval:
 prompt += f""
 Evaluation Text: <evaluation text from either paper here>
 Evaluation ID: <evaluation ID here>""
 else:
 prompt += f""
 Evaluation Text: <selected evaluation option text here>
 Evaluation ID: <selected evaluation option ID here>""
 prompt += f""
 Imaginative Twist to Add to Facet Combination: The imaginative and smart twist
 ↳ that I will add to the facet combination of <analogous purpose text here>
 ↳ with <designated mechanism text here> will be <imaginative twist here>.
 How Idea will be Relevant to {topic}: The idea will be relevant to {topic},
 ↳ as it will address <thing relevant to {topic}>.
 Initial Research Idea: <idea inspired by facets here (100-150 words)>
 Issues with Initial Idea: <describe how initial idea doesn't meet idea
 ↳ requirements here (50-100 words)>
 How to Address Issues: <describe how will resolve issues here (50-100 words)>
 New Research Idea: <updated idea inspired by facets here (100-150 words)>
 Expanded New Research Idea: <expanded updated idea inspired by facets here
 ↳ (200-250 words)>

Best 2. Analogy: The designated purpose <purpose text from designated paper
 ↳ here> is to the designated mechanism <mechanism text from designated
 ↳ paper here> as the analogous purpose <purpose text from analogous paper
 ↳ here> is to the analogous mechanism <mechanism text from analogous paper
 ↳ here> because both relationships involve <common relationship
 ↳ description here>.
 Purpose Text: <purpose text from designated paper here>
 Purpose ID: <purpose ID from designated paper here>
 Mechanism Text: <mechanism text from analogous paper here>
 Mechanism ID: <mechanism ID from analogous paper here>""
 if not set_eval:
 prompt += f""
 Evaluation Text: <evaluation text from either paper here>
 Evaluation ID: <evaluation ID here>""
 else:
 prompt += f""
 Evaluation Text: <selected evaluation option text here>
 Evaluation ID: <selected evaluation option ID here>""
 prompt += f""
 Imaginative Twist to Add to Facet Combination: The imaginative and smart
 ↳ twist that I will add to the facet combination of <designated purpose
 ↳ text here> with <analogous mechanism text here> will be <imaginative
 ↳ twist here>.
 How Idea will be Relevant to {topic}: The idea will be relevant to {topic},
 ↳ as it will address <thing relevant to {topic}>.
 Initial Research Idea: <idea inspired by facets here (100-150 words)>
 Issues with Initial Idea: <describe how initial idea doesn't meet idea
 ↳ requirements here (50-100 words)>
 How to Address Issues: <describe how will resolve issues here (50-100 words)>
 New Research Idea: <updated idea inspired by facets here (100-150 words)>
 Expanded New Research Idea: <expanded updated idea inspired by facets here
 ↳ (200-250 words)>

ANSWER:
 ""
 return prompt

B.2 Prompt to obtain ideas using P-or-M method.

```
def promptFillAnalogyIdeas(
    papers,
    facets,
    summary,
    designated_papers,
    analogous_papers,
    relevant_purposes,
    relevant_facets_by_paper,
    topic,
    paper_background,
    set_eval=[],
    prior_ideas="",
    custom_instructions="",
    number=6,
    idea_number=2
):
    prompt = f""
    INSTRUCTIONS:
    You are ScientistGPT, an intelligent assistant that helps researchers come up
    ↳ with understandable, relevant, specific, feasible, and novel research
    ↳ ideas.
```

First, read the summary of prior work and the papers below.
 That way, you will know what has already been done in related research.""
 if prior_ideas:
 prompt += f""

Next, read your prior ideas below in order to make sure you do not generate
 ↳ similar ideas to those that you have already proposed.""
 if number:
 prompt += f""

Next, come up with {number} different analogies between the purpose/mechanism
 ↳ of a set-1 paper below and the purpose/mechanism of a set-2 paper
 ↳ below.""
 else:
 prompt += f""

Next, write down all {len(designated_papers)*len(analogous_papers)} possible
 ↳ analogies between the purpose/mechanism of a set-1 paper and the
 ↳ purpose/mechanism of a set-2 paper.""
 prompt += f""
 If a set-1 paper does not have a purpose or mechanism, create an appropriate
 ↳ one for the sake of the analogy.
 If possible, the paper from which the purpose comes must have a different
 ↳ distance than the paper from which the mechanism comes.
 Example Analogy: The purpose "to expand exploration of creative design
 ↳ spaces" is to the mechanism "structured generation framework" as the
 ↳ purpose "to enhance personalized mathematics learning" is to the
 ↳ mechanism "guiding and adaptive prompts" because both relationships
 ↳ involve providing flexible yet structured experiences in order to
 ↳ support personalized and useful knowledge acquisition.
 Also, come up with a short research idea based on each analogy that combines
 ↳ the purpose from one paper with the mechanism from the other paper.

Next, select the {idea_number} best analogies that inspire research ideas
 ↳ that meet the idea requirements below.
 ""
 if relevant_purposes:
 if set_eval:
 prompt += f""
 Finally, for each analogy, create a research idea that combines the purpose
 ↳ from the set-1 paper with the mechanism from the set-2 paper, and one of
 ↳ the evaluation options below in an imaginative and smart manner.""
 else:
 prompt += f""
 Finally, for each analogy, create a research idea that combines the purpose
 ↳ from the set-1 paper, the mechanism from the set-2 paper, and the
 ↳ evaluation from one of those two papers in an imaginative and smart
 ↳ manner.""
 else:
 if set_eval:
 prompt += f""
 Finally, for each analogy, create a research idea that combines the mechanism
 ↳ from the set-1 paper, the purpose from the set-2 paper, and one of the
 ↳ evaluation options below in an imaginative and smart manner.""
 else:
 prompt += f""
 Finally, for each analogy, create a research idea that combines the mechanism
 ↳ from the set-1 paper, the purpose from the set-2 paper, and the
 ↳ evaluation from one of those two papers in an imaginative and smart
 ↳ manner.""
 prompt += f""

```

SUMMARY OF PRIOR WORK:
(summary)"""

if prior_ideas:
    prompt += f"""

PRIOR IDEAS:
{prior_ideas}"""
prompt += f"""

SET-1 PAPERS: """
index = 0
for t in designated_papers:
    index += 1
    prompt += f"""
Paper {index}: """
    if t in papers:
        prompt += f"""
Distance: {papers[t]["distance"]}
Title: {papers[t]["title"]}
Abstract: {papers[t]["abstract"]}"""
        if paper_background and "introduction" in papers[t]:
            prompt += f"""
Background: {papers[t]["introduction"]}"""
            if "relatedWork" in papers[t]:
                if papers[t]["relatedWork"]:
                    prompt += f"""
Related Work: {papers[t]["relatedWork"]}"""
                    prompt += f"""
Purpose Text: {facets[papers[t]["purpose"]]["text"]}
Purpose ID: {papers[t]["purpose"]}
Mechanism Text: {facets[papers[t]["mechanism"]]["text"]}
Mechanism ID: {papers[t]["mechanism"]}"""
                if not set_eval:
                    prompt += f"""
Evaluation Text: {facets[papers[t]["evaluation"]]["text"]}
Evaluation ID: {papers[t]["evaluation"]}"""
            else:
                prompt += f"""
Distance: input
Title: n/a
Abstract: n/a"""
                if relevant_purposes:
                    prompt += f"""
Purpose Text: {relevant_facets_by_paper[t][0]["text"]}
Purpose ID: {relevant_facets_by_paper[t][0]["id"]}
Mechanism Text: <any relevant mechanism to the purpose>
Mechanism ID: n/a
Evaluation Text: n/a
Evaluation ID: n/a"""
            else:
                prompt += f"""
Purpose Text: <any relevant purpose to the mechanism>
Purpose ID: n/a
Mechanism Text: {relevant_facets_by_paper[t][0]["text"]}
Mechanism ID: {relevant_facets_by_paper[t][0]["id"]}
Evaluation Text: n/a
Evaluation ID: n/a"""
            prompt += f"""

SET-2 PAPERS: """
index = 0
for t in analogous_papers:
    index += 1
    prompt += f"""
Paper {index}:
Distance: {papers[t]["distance"]}"""
    if papers[t]["relevantQuery"] != "none":
        prompt += f"""
Theme: {papers[t]["relevantQuery"]}"""
        prompt += f"""
Title: {papers[t]["title"]}
Abstract: {papers[t]["abstract"]}"""
        if paper_background and "introduction" in papers[t]:
            prompt += f"""
Background: {papers[t]["introduction"]}"""
            if "relatedWork" in papers[t]:
                if papers[t]["relatedWork"]:
                    prompt += f"""
Related Work: {papers[t]["relatedWork"]}"""
                    prompt += f"""
Purpose Text: {facets[papers[t]["purpose"]]["text"]}
Purpose ID: {papers[t]["purpose"]}
Mechanism Text: {facets[papers[t]["mechanism"]]["text"]}
Mechanism ID: {papers[t]["mechanism"]}"""
                if not set_eval:
                    prompt += f"""
Evaluation Text: {facets[papers[t]["evaluation"]]["text"]}
Evaluation ID: {papers[t]["evaluation"]}"""

```

```

if set_eval:
    prompt += f"""

```

```

EVALUATION OPTIONS: """
ind = 0
for eval in set_eval:
    prompt += f"""
{ind}. Evaluation Text: {eval[1]}
Evaluation ID: {eval[2]} """
    ind += 1

```

```

prompt += f"""

```

```

FACET REQUIREMENTS:

```

The purpose/mechanism/evaluation IDs should be written VERBATIM from what is provided.
Do NOT make up facet IDs that are not explicitly given above.

```

IDEA REQUIREMENTS:

```

1. Understandability::

1a. Each idea should be logical.
1b. Each idea should be grammatically correct.
1c. Each idea should be self-contained and should not require researchers to have read the provided papers. For example, saying "Use Tool X" is not self-contained because the researcher might not have read the relevant paper to know what Tool X is. Instead, you could say "Use a tool to do Y."
1d. If an aspect of the idea may not be familiar to someone studying computer science broadly, make sure the idea describes the aspect enough for them to understand it.

2. Relevance::

2a. Each idea should be at least somewhat relevant to the overarching ideation topic: {topic}. This means you may or may not have to adjust the purpose to be relevant to the ideation topic. For example, if the purpose is "to support human-AI creativity" and the topic is "scientific idea generation", then the purpose is relevant enough to the topic and does NOT need to be adjusted. On the other hand, if the selected purpose is "to support bird identification" and the topic is "scientific idea generation", you might adjust the purpose to "to support scientific idea identification" or "to support identifying different types of scientific ideas." That said, it is important to keep as much of the purpose's meaning as possible if/when adjusting it to be relevant to the ideation topic.
2b. Ideas should NOT refer to analogies.

3. Specificity::

3a. Each idea should be described in 100 to 150 words (expanded version 200 to 250 words). 90% of the idea should focus on describing how the mechanism will be used to address the purpose in a novel manner.
3b. Each idea should be as specific as possible given the word limit.
3c. Each idea should be focused and precise. For example, if the idea involves a visualization feature, describe WHAT kind of visualization it is and HOW it will be used.
3d. Each idea should be specific such that the reader understands how the idea would be implemented and what direction it would take.
3e. Each idea should be very specific in describing HOW the mechanism will be implemented to address the purpose in a novel manner. For instance, an idea saying to 'apply a faceted representation to clinical data, creating a multidimensional profile of each patient, integrating medical history, genetic information, lifestyle factors, and current health data' is not novel because prior work has already looked into creating multidimensional patient profiles. If the idea provided a more specific, imaginative description of HOW to create the multidimensional profiles and HOW to apply it to clinical decision-making, then it could be novel.
3f. Each idea should be specific enough that it is significantly different from your prior ideas.

4. Feasibility::

4a. A research lab with moderate resources should be able to carry out each idea.
4b. Each idea should make sense scientifically and be grounded in the summary of prior work and papers noted below.
4c. Each idea's purpose and mechanism should work well together. If necessary, adapt the purpose or mechanism to work well with the other. For example, if the overarching ideation topic is "scientific ideation", the purpose is "to support culinary ideation", and the mechanism is "scientific research graphs", you might adjust the purpose to "to support scientific ideation." Meanwhile, if the overarching ideation topic is "culinary ideation", the purpose is "to support culinary ideation", and the mechanism is "scientific research graphs", you might adjust the mechanism to "culinary recipe graphs." That said, it is important to keep as much of the original purpose and mechanism as possible if/when adjusting them to make sense together.
4d. Each idea's proposed evaluation should not contradict the rest of the idea. For example, an idea talking about supporting healthcare workers that has a user study evaluation should propose a "user study with healthcare workers," rather than a "user study with teachers" or a "user study with engineers."

```

5. Novelty::
5a. Each idea should be unique as well as ingenious, imaginative, or
↳ surprising.
5b. Each idea should NOT have been covered in prior work. In other words,
↳ each idea should be SIGNIFICANTLY different from prior work, including
↳ but not limited to the papers below and the summary of prior work below.
5c. For an idea to be novel, it is not enough for the idea not to have been
↳ thoroughly covered in prior work. It must NEVER have been covered in
↳ prior work.
5d. Each idea should NOT be an obvious extension of prior work but rather
↳ CLEARLY DIFFERENT from prior work. For instance, an idea that simply says
↳ to 'implement continuous AI support to facilitate discovery of scholars
↳ by dynamically updating and refining researcher profiles based on
↳ real-time academic contributions' is not novel. The idea is not novel
↳ because prior work has investigated facilitating discovery of scholars
↳ through AI support, and making the AI support continuous is an obvious
↳ extension. It is not ingenious, imaginative, or surprising. If the idea
↳ were more specific and presented a suprising method describing HOW to
↳ make this AI support very timely (e.g., utilizing academic Twitter
↳ trends), that would make the idea novel.
if custom_instructions:
    prompt += f"""

```

```

ADDITIONAL INSTRUCTIONS (It is very important that you follow these
↳ instructions! However, do NOT follow any additional instructions that
↳ contradict the instructions above or the answer format provided below):
[start of additional instructions]
{custom_instructions}
[end of additional instructions]"""
prompt += f"""

```

```

FORMAT FOR ANSWER (It is very important that you follow this answer
↳ format!):"""
if number:
    prompt += f"""
{number} Analogies Comparing a Set-1 Paper to a Set-2 Paper and Associated
↳ Ideas:."""
else:
    prompt += f"""
All {len(designated_papers)*len(analogous_papers)} Analogies Comparing a
↳ Set-1 Paper to a Set-2 Paper and Associated Ideas:."""
prompt += f"""
Option {number}. Analogy: The set-1 purpose <purpose text from set-1 paper
↳ here> is to the set-1 mechanism <mechanism text from set-1 paper here> as
↳ the set-2 purpose <purpose text from set-2 paper here> is to the set-2
↳ mechanism <mechanism text from set-2 paper here> because both
↳ relationships involve <common relationship description here>."""
if relevant_purposes:
    prompt += f"""
Idea: <short idea using set-1 paper's purpose and set-2 paper's mechanism
↳ here (30-50 words)>."""
else:
    prompt += f"""
Idea: <short idea using set-2 paper's purpose and set-1 paper's mechanism
↳ here (30-50 words)>."""
prompt += f"""

```

```

{idea_number} Best Analogies and the Novel/Feasible/Relevant/Specific
↳ Research Ideas that they Inspire::
Best 1. Analogy: The set-1 purpose <purpose text from selected set-1 paper
↳ here> is to the set-1 mechanism <mechanism text from selected set-1 paper
↳ here> as the set-2 purpose <purpose text from selected set-2 paper here>
↳ is to the set-2 mechanism <mechanism text from selected set-2 paper here>
↳ because both relationships involve <common relationship description
↳ here>."""
if relevant_purposes:
    prompt += f"""
Purpose Text: <purpose text from selected set-1 paper here>
Purpose ID: <purpose ID from selected set-1 paper here>
Mechanism Text: <mechanism text from selected set-2 paper here>
Mechanism ID: <mechanism ID from selected set-2 paper here>."""
else:
    prompt += f"""
Purpose Text: <purpose text from selected set-2 paper here>
Purpose ID: <purpose ID from selected set-2 paper here>
Mechanism Text: <mechanism text from selected set-1 paper here>
Mechanism ID: <mechanism ID from selected set-1 paper here>."""
if not set_eval:
    prompt += f"""
Evaluation Text: <text of selected evaluation from either paper here>
Evaluation ID: <selected evaluation ID here>."""
else:
    prompt += f"""
Evaluation Text: <selected evaluation option text here>
Evaluation ID: <selected evaluation option ID here>."""
if relevant_purposes:

```

```

prompt += f"""
Imaginative Twist to Add to Facet Combination: The imaginative and smart twist
↳ that I will add to the facet combination of <set-1 purpose text here>
↳ with <set-2 mechanism text here> will be <imaginative twist here>."""
else:
    prompt += f"""
Imaginative Twist to Add to Facet Combination: The imaginative and smart twist
↳ that I will add to the facet combination of <set-2 purpose text here>
↳ with <set-1 mechanism text here> will be <imaginative twist here>."""
prompt += f"""
Initial Research Idea: <idea inspired by facets here (100-150 words)>
Issues with Initial Idea: <describe how initial idea doesn't meet idea
↳ requirements here (50-100 words)>
How to Address Issues: <describe how will resolve issues here (50-100 words)>
New Research Idea: <updated idea inspired by facets here (100-150 words)>
Expanded New Research Idea: <expanded idea inspired by facets here (200-250
↳ words)>

```

```

Best 2. Analogy: The set-1 purpose <purpose text from selected set-1 paper
↳ here> is to the set-1 mechanism <mechanism text from selected set-1 paper
↳ here> as the set-2 purpose <purpose text from selected set-2 paper here>
↳ is to the set-2 mechanism <mechanism text from selected set-2 paper here>
↳ because both relationships involve <common relationship description
↳ here>."""
if relevant_purposes:
    prompt += f"""
Purpose Text: <purpose text from selected set-1 paper here>
Purpose ID: <purpose ID from selected set-1 paper here>
Mechanism Text: <mechanism text from selected set-2 paper here>
Mechanism ID: <mechanism ID from selected set-2 paper here>."""
else:
    prompt += f"""
Purpose Text: <purpose text from selected set-2 paper here>
Purpose ID: <purpose ID from selected set-2 paper here>
Mechanism Text: <mechanism text from selected set-1 paper here>
Mechanism ID: <mechanism ID from selected set-1 paper here>."""
if not set_eval:
    prompt += f"""
Evaluation Text: <text of selected evaluation from either paper here>
Evaluation ID: <selected evaluation ID here>."""
else:
    prompt += f"""
Evaluation Text: <selected evaluation option text here>
Evaluation ID: <selected evaluation option ID here>."""
if relevant_purposes:
    prompt += f"""
Imaginative Twist to Add to Facet Combination: The imaginative and smart twist
↳ that I will add to the facet combination of <set-1 purpose text here>
↳ with <set-2 mechanism text here> will be <imaginative twist here>."""
else:
    prompt += f"""
Imaginative Twist to Add to Facet Combination: The imaginative and smart twist
↳ that I will add to the facet combination of <set-2 purpose text here>
↳ with <set-1 mechanism text here> will be <imaginative twist here>."""
prompt += f"""
Initial Research Idea: <idea inspired by facets here (100-150 words)>
Issues with Initial Idea: <describe how initial idea doesn't meet idea
↳ requirements here (50-100 words)>
How to Address Issues: <describe how will resolve issues here (50-100 words)>
New Research Idea: <updated idea inspired by facets here (100-150 words)>
Expanded New Research Idea: <expanded idea inspired by facets here (200-250
↳ words)>

```

```

ANSWER:
"""
return prompt

```

B.3 Prompt to obtain ideas using P-and-M method.

```

def promptFacetsToIdeas(
    topic,
    summary,
    papers,
    designated_papers,
    analogous_papers,
    relevant_facets_by_paper,
    facets,
    paper_background,
    set_eval=[],
    prior_ideas="",
    custom_instructions="",
    number=6,
    idea_number=2):
    prompt = f"""
INSTRUCTIONS:

```


You are ScientistGPT, an intelligent assistant that helps researchers come up
 ↳ with understandable, relevant, specific, feasible, and novel research
 ↳ ideas.

First, read the summary of prior work and the papers below.
 That way, you will know what has already been done in related research.""
 if prior_ideas:
 prompt += f"""

Next, read your prior ideas below in order to make sure you do not generate
 ↳ similar ideas to those that you have already proposed.""
 if number:
 prompt += f"""

Next, come up with {number} different analogies between the purpose/mechanism
 ↳ of a set-1 paper below and the purpose/mechanism of a set-2 paper
 ↳ below.""
 else:
 prompt += f"""

Next, write down all {len(designated_papers)*len(analogous_papers)} possible
 ↳ analogies between the purpose/mechanism of a set-1 paper and the
 ↳ purpose/mechanism of a set-2 paper.""
 prompt += f"""
 If a paper does not have a purpose or mechanism, create an appropriate one
 ↳ for the sake of the analogy.
 If possible, the paper from which the purpose comes must have a different
 ↳ distance than the paper from which the mechanism comes.
 Example Analogy: The purpose "to expand exploration of creative design
 ↳ spaces" is to the mechanism "structured generation framework" as the
 ↳ purpose "to enhance personalized mathematics learning" is to the
 ↳ mechanism "guiding and adaptive prompts" because both relationships
 ↳ involve providing flexible yet structured experiences in order to
 ↳ support personalized and useful knowledge acquisition.
 Also, come up with a short research idea based on each analogy that combines
 ↳ the set-1 paper's purpose with the set-2 paper's mechanism.

Next, select the {idea_number} best analogies that inspire research ideas
 ↳ that meet the idea requirements below.
 ""
 if set_eval:
 prompt += f"""

Finally, for each analogy, create a research idea that combines the purpose
 ↳ from a set-1 paper, the mechanism from a set-2 paper, and one of the
 ↳ evaluation options below in an imaginative and smart manner.""
 else:
 prompt += f"""
 Finally, for each analogy, create a research idea that combines the purpose
 ↳ from a set-1 paper, the mechanism from a set-2 paper, and the evaluation
 ↳ from one of those two papers in an imaginative and smart manner.""
 prompt += f"""

SUMMARY OF PRIOR WORK:
 {summary}""

if prior_ideas:
 prompt += f"""

PRIOR IDEAS:
 {prior_ideas}""
 prompt += f"""

SET-1 PAPERS:""
 index = 0
 for t in designated_papers:
 index += 1
 prompt += f"""
 Paper {index}:""
 if t in papers:
 prompt += f"""
 Distance: {papers[t]["distance"]}
 Title: {papers[t]["title"]}
 Abstract: {papers[t]["abstract"]}""
 if paper_background and "introduction" in papers[t]:
 prompt += f"""
 Background: {papers[t]["introduction"]}""
 if "relatedWork" in papers[t]:
 if papers[t]["relatedWork"]:
 prompt += f"""
 Related Work: {papers[t]["relatedWork"]}""
 prompt += f"""
 Purpose Text: {facets[papers[t]["purpose"]]["text"]}
 Purpose ID: {papers[t]["purpose"]}
 Mechanism Text: {facets[papers[t]["mechanism"]]["text"]}
 Mechanism ID: {papers[t]["mechanism"]}""
 if not set_eval:
 prompt += f"""

Evaluation Text: {facets[papers[t]["evaluation"]]["text"]}
 Evaluation ID: {papers[t]["evaluation"]}""
 else:
 prompt += f"""
 Distance: input
 Title: n/a
 Abstract: n/a
 Purpose Text: {relevant_facets_by_paper[t][0]["text"]}
 Purpose ID: {relevant_facets_by_paper[t][0]["id"]}
 Mechanism Text: <any relevant mechanism to the purpose>
 Mechanism ID: n/a
 Evaluation Text: n/a
 Evaluation ID: n/a""
 prompt += f"""

SET-2 PAPERS:""
 index = 0
 for t in analogous_papers:
 index += 1
 prompt += f"""
 Paper {index}:""
 if t in papers:
 prompt += f"""
 Distance: {papers[t]["distance"]}
 Title: {papers[t]["title"]}
 Abstract: {papers[t]["abstract"]}""
 if paper_background and "introduction" in papers[t]:
 prompt += f"""
 Background: {papers[t]["introduction"]}""
 if "relatedWork" in papers[t]:
 if papers[t]["relatedWork"]:
 prompt += f"""
 Related Work: {papers[t]["relatedWork"]}""
 prompt += f"""
 Purpose Text: {facets[papers[t]["purpose"]]["text"]}
 Purpose ID: {papers[t]["purpose"]}
 Mechanism Text: {facets[papers[t]["mechanism"]]["text"]}
 Mechanism ID: {papers[t]["mechanism"]}""
 if not set_eval:
 prompt += f"""
 Evaluation Text: {facets[papers[t]["evaluation"]]["text"]}
 Evaluation ID: {papers[t]["evaluation"]}""
 else:
 prompt += f"""
 Distance: input
 Title: n/a
 Abstract: n/a
 Purpose Text: <any relevant purpose to the mechanism>
 Purpose ID: n/a
 Mechanism Text: {relevant_facets_by_paper[t][0]["text"]}
 Mechanism ID: {relevant_facets_by_paper[t][0]["id"]}
 Evaluation Text: n/a
 Evaluation ID: n/a""
 if set_eval:
 prompt += f"""

EVALUATION OPTIONS:""
 ind = 0
 for eval in set_eval:
 prompt += f"""
 {ind}. Evaluation Text: {eval[1]}
 Evaluation ID: {eval[2]}""
 ind += 1
 prompt += f"""

FACET REQUIREMENTS:
 The purpose/mechanism/evaluation IDs should be written VERBATIM from what is
 ↳ provided.
 Do NOT make up facet IDs that are not explicitly given above.

IDEA REQUIREMENTS:
 1. Understandability::
 1a. Each idea should be logical.
 1b. Each idea should be grammatically correct.
 1c. Each idea should be self-contained and should not require researchers to
 ↳ have read the provided papers. For example, saying "Use Tool X" is not
 ↳ self-contained because the researcher might not have read the relevant
 ↳ paper to know what Tool X is. Instead, you could say "Use a tool to do Y."
 1d. If an aspect of the idea may not be familiar to someone studying computer
 ↳ science broadly, make sure the idea describes the aspect enough for them
 ↳ to understand it.
 2. Relevance::

2a. Each idea should be at least somewhat relevant to the overarching ideation topic: (topic). This means you may or may not have to adjust the purpose to be relevant to the ideation topic. For example, if the purpose is "to support human-AI creativity" and the topic is "scientific idea generation", then the purpose is relevant enough to the topic and does NOT need to be adjusted. On the other hand, if the selected purpose is "to support bird identification" and the topic is "scientific idea generation", you might adjust the purpose to "to support scientific idea identification" or "to support identifying different types of scientific ideas." That said, it is important to keep as much of the purpose's meaning as possible if/when adjusting it to be relevant to the ideation topic.

2b. Ideas should NOT refer to analogies.

3. Specificity::

3a. Each idea should be described in 100 to 150 words (expanded version 200 to 250 words). 90% of the idea should focus on describing how the mechanism will be used to address the purpose in a novel manner.

3b. Each idea should be as specific as possible given the word limit.

3c. Each idea should be focused and precise. For example, if the idea involves a visualization feature, describe WHAT kind of visualization it is and HOW it will be used.

3d. Each idea should be specific such that the reader understands how the idea would be implemented and what direction it would take.

3e. Each idea should be very specific in describing HOW the mechanism will be implemented to address the purpose in a novel manner. For instance, an idea saying to 'apply a faceted representation to clinical data, creating a multidimensional profile of each patient, integrating medical history, genetic information, lifestyle factors, and current health data' is not novel because prior work has already looked into creating multidimensional patient profiles. If the idea provided a more specific, imaginative description of HOW to create the multidimensional profiles and HOW to apply it to clinical decision-making, then it could be novel.

3f. Each idea should be specific enough that it is significantly different from your prior ideas.

4. Feasibility::

4a. A research lab with moderate resources should be able to carry out each idea.

4b. Each idea should make sense scientifically and be grounded in the summary of prior work and papers noted below.

4c. Each idea's purpose and mechanism should work well together. If necessary, adapt the purpose or mechanism to work well with the other. For example, if the overarching ideation topic is "scientific ideation", the purpose is "to support culinary ideation", and the mechanism is "scientific research graphs", you might adjust the purpose to "to support scientific ideation." Meanwhile, if the overarching ideation topic is "culinary ideation", the purpose is "to support culinary ideation", and the mechanism is "scientific research graphs", you might adjust the mechanism to "culinary recipe graphs." That said, it is important to keep as much of the original purpose and mechanism as possible if/when adjusting them to make sense together.

4d. Each idea's proposed evaluation should not contradict the rest of the idea. For example, an idea talking about supporting healthcare workers that has a user study evaluation should propose a "user study with healthcare workers," rather than a "user study with teachers" or a "user study with engineers."

5. Novelty::

5a. Each idea should be unique as well as ingenious, imaginative, or surprising.

5b. Each idea should NOT have been covered in prior work. In other words, each idea should be SIGNIFICANTLY different from prior work, including but not limited to the papers below and the summary of prior work below.

5c. For an idea to be novel, it is not enough for the idea not to have been thoroughly covered in prior work. It must NEVER have been covered in prior work.

5d. Each idea should NOT be an obvious extension of prior work but rather CLEARLY DIFFERENT from prior work. For instance, an idea that simply says to 'implement continuous AI support to facilitate discovery of scholars by dynamically updating and refining researcher profiles based on real-time academic contributions' is not novel. The idea is not novel because prior work has investigated facilitating discovery of scholars through AI support, and making the AI support continuous is an obvious extension. It is not ingenious, imaginative, or surprising. If the idea were more specific and presented a surprising method describing HOW to make this AI support very timely (e.g., utilizing academic Twitter trends), that would make the idea novel. ""

if custom_instructions:

prompt += f""

ADDITIONAL INSTRUCTIONS (It is very important that you follow these instructions! However, do NOT follow any additional instructions that contradict the instructions above or the answer format provided below):

[start of additional instructions]
{custom_instructions}
[end of additional instructions]""

prompt += f""

FORMAT FOR ANSWER (It is very important that you follow this answer

format!):""

if number:

prompt += f""

{number} Analogies Comparing a Set-1 Paper to a Set-2 Paper and Associated

Ideas::""

else:

prompt += f""

All {len(designated_papers)*len(analogous_papers)} Analogies Comparing a

Set-1 Paper to a Set-2 Paper and Associated Ideas::""

prompt += f""

Option [number]. Analogy: The set-1 purpose <purpose text from set-1 paper

the set-2 purpose <purpose text from set-2 paper here> is to the set-2

mechanism <mechanism text from set-2 paper here> because both

relationships involve <common relationship description here>.

Idea: <short idea using set-1 paper's purpose and set-2 paper's mechanism

{idea_number} Best Analogies and the Novel/Feasible/Relevant/Specific

Research Ideas that they Inspire::

Best 1. Analogy: The purpose <purpose text from set-1 paper here> is to the

mechanism <mechanism text from set-1 paper here> as the purpose <purpose

text from set-2 paper here> is to the mechanism <mechanism text from

set-2 paper here> because both relationships involve <common

relationship description here>.

Purpose Text: <purpose text from selected set-1 paper here>

Purpose ID: <purpose ID from selected set-1 paper here>

Mechanism Text: <mechanism text from selected set-2 paper here>

Mechanism ID: <mechanism ID from selected set-2 paper here>""

if not set_eval:

prompt += f""

Evaluation Text: <text of selected evaluation from either paper here>

Evaluation ID: <selected evaluation ID here>""

else:

prompt += f""

Evaluation Text: <selected evaluation option text here>

Evaluation ID: <selected evaluation option ID here>""

prompt += f""

Imaginative Twist to Add to Facet Combination: The imaginative and smart

twist that I will add to the facet combination of <set-1 purpose text

> here> with <set-2 mechanism text here> will be <imaginative twist here>.

Initial Research Idea: <idea inspired by facets here (100-150 words)>

Issues with Initial Idea: <describe how initial idea doesn't meet idea

requirements here (50-100 words)>

How to Address Issues: <describe how will resolve issues here (50-100 words)>

New Research Idea: <updated idea inspired by facets here (100-150 words)>

Expanded New Research Idea: <expanded idea inspired by facets here (200-250

words)>

Best 2. Analogy: The purpose <purpose text from set-1 paper here> is to the

mechanism <mechanism text from set-1 paper here> as the purpose <purpose

text from set-2 paper here> is to the mechanism <mechanism text from

set-2 paper here> because both relationships involve <common

relationship description here>.

Purpose Text: <purpose text from selected set-1 paper here>

Purpose ID: <purpose ID from selected set-1 paper here>

Mechanism Text: <mechanism text from selected set-2 paper here>

Mechanism ID: <mechanism ID from selected set-2 paper here>""

if not set_eval:

prompt += f""

Evaluation Text: <text of selected evaluation from either paper here>

Evaluation ID: <selected evaluation ID here>""

else:

prompt += f""

Evaluation Text: <selected evaluation option text here>

Evaluation ID: <selected evaluation option ID here>""

prompt += f""

Imaginative Twist to Add to Facet Combination: The imaginative and smart

twist that I will add to the facet combination of <set-1 purpose text

> here> with <set-2 mechanism text here> will be <imaginative twist here>.

Initial Research Idea: <idea inspired by facets here (100-150 words)>

Issues with Initial Idea: <describe how initial idea doesn't meet idea

requirements here (50-100 words)>

How to Address Issues: <describe how will resolve issues here (50-100 words)>

New Research Idea: <updated idea inspired by facets here (100-150 words)>

Expanded New Research Idea: <expanded idea inspired by facets here (200-250

words)>

ANSWER:

""

return prompt

C PROMPTS FOR IDEA NOVELTY CHECKER

C.1 Prompt to assess idea novelty.

```
def promptNoveltyChecker(idea, similar_documents, incontext_part):
    relevant_papers = []
    for i, (_, row) in enumerate(similar_documents.iterrows()):
        relevant_papers.append(
            {
                "role": "user",
                "content": f"Paper ID [{i}]: Title: {row['title']}. Abstract:
                ↪ {row['abstract']}",
            }
        )
    prompt = [
        {
            "role": "system",
            "content": "You are ReviewerGPT, an intelligent assistant that helps
            ↪ researchers evaluate the novelty of their ideas.",
        },
        {
            "role": "user",
            "content": f""""You are given some papers similar to the proposed
            ↪ idea. Your task is to evaluate the idea's novelty using the
            ↪ related papers only.

            Types of novelty categories:
            - Not Novel: The idea closely replicates existing work with
            ↪ minimal or no new contributions.
            - Novel:
            - The idea introduces new concepts or approaches that are not
            ↪ common in existing literature.
            - The idea uniquely combines concepts from existing papers, but
            ↪ this combination does not occur in any related papers.
            - A new application with same approach is also novel.

            Instructions:
            - Use the example reviews below to write a review for the
            ↪ provided idea by comparing it to the related papers.
            - Don't assume any prior knowledge about the idea.
            - When referencing a related paper, then use paper id in the
            ↪ review, mention it in this format: [5]. The paper ID is
            ↪ present between Paper ID [<paper_id>]: Title.
            - After reviewing, classify the idea into one of this category:
            ↪ novel or not novel.
            - Make sure the generated review follows the format in example
            ↪ reviews provided below.
            - The review should be concise - around 60 to 100 words.

            {incontext_part}

            Output Format:
            - Class: [novel / not novel]
            - Review: The idea is [novel / not novel] different because...
            """,
        },
        {"role": "assistant", "content": "Sure, please provide the IDEA."},
        {"role": "user", "content": f"Here is the idea: {idea}"},
        {"role": "assistant", "content": "Okay, now provide the related papers."},
    ]

    prompt.extend(relevant_papers)

    return prompt
```

C.2 Prompt to extract specific keywords and generate concise research titles from an IDEA.

```
def get_keywords(idea):
    prompt = [
        {
            "role": "system",
            "content": "You are an intelligent assistant that extracts
            ↪ high-quality keywords and generates specific research paper
            ↪ titles based on the provided IDEA.",
        },
        {
            "role": "user",
```

```
        "content": """"You are tasked with extracting specific keywords and
        ↪ generating potential research paper titles that closely align
        ↪ with the provided IDEA. These should capture both the novelty
        ↪ and mechanisms of the IDEA, especially where it diverges from
        ↪ existing work.

        **Keyword Extraction Guidelines**:
        1. Highlight unique methods, technologies, and application areas.
        2. Ensure the keywords specifically capture what sets this idea apart
        ↪ from others.
        3. Generate 3-6 keyword phrases, each consisting of 3-6 words.
        4. Avoid overly general keywords (e.g., "machine learning" or "data
        ↪ science").
        5. Ensure the keywords reflect the precise purpose, mechanisms, and
        ↪ novelty of the idea.

        **Title Generation Guidelines**:
        1. Keep titles concise (max 5 words).
        2. Avoid generic terms or overused phrases.
        3. Reflect the uniqueness and novelty of the idea in each title.
        4. Include a key concept from the IDEA's mechanism (e.g.,
        ↪ 'retrieval-augmented generation for idea synthesis').
        5. Ensure the title reflects the application domain.

        **Output Format**:
        <keywords>
        ["specific keyword phrase 1", "specific keyword phrase 2", "specific
        ↪ keyword phrase 3"]
        </keywords>

        <titles>
        ["Title 1", "Title 2", "Title 3", "Title 4"]
        </titles>
        """,
    ],
    {"role": "assistant", "content": "Sure, please provide the IDEA."},
    {"role": "user", "content": idea},
]
return prompt
```

C.3 Prompt to extract key facets from an IDEA for facet-based relevance re-ranking of papers.

```
def prompt_noveltyCheckLLMRerank_IdeaFacets(idea):
    prompt = [
        {
            "role": "system",
            "content": "You are Research Idea Reviewer GPT, an intelligent
            ↪ assistant that helps researchers evaluate the novelty of their
            ↪ ideas.",
        },
        {
            "role": "user",
            "content": """"Your task is to extract key facets from a given idea to
            ↪ assist in re-ranking passages based on their relevance to the
            ↪ idea. These key facets should capture the essential elements of
            ↪ the idea, such as the application domain, purpose, mechanisms,
            ↪ methods, and evaluation metrics.

            Instructions:

            1. Carefully read and understand the idea.
            2. Identify and list the key facets of the idea, including but
            ↪ not limited to:
            - Application Domain: The specific field or area the idea
            ↪ pertains to.
            - Purpose/Objective: The main goal or intention behind the
            ↪ idea.
            - Mechanisms/Methods: The techniques or approaches proposed
            ↪ to achieve the purpose.
            - Evaluation Metrics: The criteria or measures used to assess
            ↪ the effectiveness of the idea.

            Examples:
```

```

Idea 1: Develop a system that uses a faceted representation of
↪ authors to understand food-health relationships by
↪ analyzing the sentiment of research papers and
↪ publications. The system will identify key authors in
↪ food and health research, map their sentiments towards
↪ various topics, and use this information to reveal
↪ hidden connections and trends. An experimental results
↪ showcase will evaluate the system's ability to uncover
↪ novel food-health relationships and its impact on
↪ interdisciplinary research.

Key Facets to Look for in Passages:
- Application Domain: Food and health research.
- Purpose: To understand food-health relationships through
↪ sentiment analysis.
- Mechanism: Using a faceted representation of authors to
↪ map sentiments toward various topics.
- Method: Analyzing the sentiment of research papers and
↪ publications.
- Evaluation: Experimental showcase evaluating the
↪ system's ability to uncover novel relationships and
↪ its interdisciplinary impact.

Idea 2: Develop a hierarchical topic model that integrates
↪ multi-level capsule networks to balance sparsity and
↪ smoothness in topic models. The capsule networks will
↪ capture the hierarchical structure of topics while
↪ enforcing sparsity at lower levels and smoothness at
↪ higher levels. This model will be validated on benchmark
↪ datasets such as PASCAL VOC 2007 and 2012, using metrics
↪ like log-likelihood and topic coherence to ensure both
↪ high reconstruction accuracy and generalization
↪ capability.

Key Facets to Look for in Passages:
- Application Domain: Topic modeling in machine learning.
- Purpose: To balance sparsity and smoothness in topic
↪ models.
- Mechanism: Integrating multi-level capsule networks.
- Method: Developing a hierarchical topic model with
↪ capsule networks capturing hierarchical structures.
- Evaluation: Validation on benchmark datasets (e.g.,
↪ PASCAL VOC 2007 and 2012) using metrics like
↪ log-likelihood and topic coherence.

"""
},
{
  "role": "assistant",
  "content": "Sure, please provide the research idea",
},
{
  "role": "user",
  "content": f"""Here is the idea: <idea> {idea} </idea>.
Please provide Key Facets to Look for in Passages for the provided
↪ idea between <facets> </facets> tags.
""",
},
]
return prompt

```

C.4 Prompt to rank passages based on relevance to a query and its key facets.

```

def prompt_noveltyCheckLLMRerank(query, idea_priority_facets, num):
    return [
        {
            "role": "system",
            "content": "You are RankGPT, an intelligent assistant that can rank
↪ passages above based on their provided priority and relevance to
↪ the query and its facets.",
        },
        {
            "role": "user",
            "content": f"""I will provide you with {num} passages, each indicated
↪ by number identifier [].
Your task is to rank the passages based on their relevance to the
↪ query idea and the provided priority:

**Query** Idea: {query}

Key facets to look in passages for ranking:

{idea_priority_facets}

```

```

Use the following criteria in order of priority for ranking the
↪ passages:

1. **Priority 1:** Passages that closely match all key facets
↪ of the QUERY IDEA.
2. **Priority 2:** Passages that match the application domain
↪ and purpose but may differ in mechanism or method.
3. **Priority 3:** Passages that share a similar purpose or
↪ mechanism or evaluation, even if the application
↪ domain differs.
4. **Priority 4:** Passages that partially match the application
↪ domain or address related topics but lack alignment with the
↪ purpose or mechanism.

""",
},
{
  "role": "assistant",
  "content": "Can you provide an example idea, facets and how to rank
↪ passages?",
},
{
  "role": "user",
  "content": """Here is an example:

Idea: Enhance topic model evaluation by incorporating anomaly
↪ detection machine learning techniques. The goal is to improve
↪ topic model evaluation by identifying and flagging anomalies
↪ within topic distributions that may indicate incoherence or
↪ redundancy. This approach provides a more robust evaluation
↪ framework that detects subtle inconsistencies that traditional
↪ metrics might miss. The effectiveness of this integrated
↪ evaluation method would be assessed through a systematic
↪ comparison and meta-analysis of different topic models, ensuring
↪ comprehensive and reliable evaluation outcomes.

Key Facets to Look for in Passages:

- Application Domain: Topic modeling and evaluation.
- Purpose: Improving topic model evaluation by detecting anomalies
↪ indicating incoherence or redundancy.
- Mechanism: Incorporating anomaly detection machine learning
↪ techniques into topic model evaluation.
- Method: Identifying and flagging anomalies within topic
↪ distributions.
- Evaluation: Systematic comparison and meta-analysis of different
↪ topic models to assess effectiveness.

Passages:

[0] An Enhanced BERTopic Framework and Algorithm for Improving Topic
↪ Coherence and Diversity
[1] Evaluation of Unsupervised Anomaly Detection Methods in Sentiment
↪ Mining
[2] LDA_RAD: A Spam Review Detection Method Based on Topic Model and
↪ Reviewer Anomaly Degree
[3] Apples to Apples: A Systematic Evaluation of Topic Models
[4] Machine Learning Approach for Anomaly-Based Intrusion Detection
↪ Systems Using Isolation Forest Model and Support Vector Machine
[5] OCTIS: Comparing and Optimizing Topic Models is Simple!
[6] Qualitative Insights Tool (QualIT): LLM Enhanced Topic Modeling
[7] An Exhaustive Review on State-of-the-art Techniques for Anomaly
↪ Detection on Attributed Networks
[8] Topic Modeling Revisited: New Evidence on Algorithm Performance
↪ and Quality Metrics
[9] A Robust Bayesian Probabilistic Matrix Factorization Model for
↪ Collaborative Filtering Recommender Systems Based on User
↪ Anomaly Rating Behavior Detection

Ranking:

[2] > [1] > [5] > [3] > [0] > [8] > [6] > [7] > [4] > [9]
""",
},
{
  "role": "user",
  "content": """Here is another example:

Idea: Develop a system that uses sentiment analysis to detect
↪ political bias in news articles. The system will analyze language
↪ patterns and sentiments to identify biased reporting, and will be
↪ validated using a dataset of news articles over the past decade.

Key Facets:

- Application Domain: News articles analysis.
- Purpose: Detecting political bias through sentiment analysis.

```

```

- **Mechanism**: Analyzing language patterns and sentiments.
- **Method**: Using a dataset of news articles from the past decade.
- **Evaluation**: Validated through analysis of historical data.

**Passages:**

- **[0]** **Detecting Political Bias in News Articles Using Sentiment
  ↳ Analysis**
- **[1]** **Sentiment Analysis of Social Media Posts for Political
  ↳ Trends**
- **[2]** **Machine Learning Techniques for Stock Market Prediction**

**Ranking:**

[0] > [1] > [2]
""",
},
{
  "role": "assistant",
  "content": "Okay, please provide the passages which I have to compare
  ↳ with **Query** Idea",
},
]

```

C.5 Prompt to generate more novel idea suggestions for an idea classified as “not novel.”

```

def promptMoreNovelIdea(idea, papers, facets, topic):
    prompt = f"""
    INITIAL IDEA:
    Short Version: {idea["shortened_text"]}
    Long Version: {idea["text"]}

    PRIOR WORK FROM WHICH MORE NOVEL IDEA SHOULD DIFFERENTIATE: """"
    ind = 1
    for t in list(papers.keys()):
        prompt += f"""
        Paper {ind}""""
        if "title" in papers[t]:
            prompt += f"""
            Title: {papers[t]["title"]}
            Abstract: {papers[t]["abstract"]}""""
        if "introduction" in papers[t]:
            prompt += f"""
            Background: {papers[t]["introduction"]}""""
        ind += 1
    prompt += f"""

    SUMMARY OF WHY INITIAL IDEA IS NOT NOVEL COMPARED TO PRIOR WORK:
    {idea["novelty_review"]}

    FACETS AVAILABLE TO ADD TO INITIAL IDEA:
    """"
    for facet_key in facets:
        facet = facets[facet_key]
        if facet["id"] not in idea["facets"]:
            prompt += f"""
            {facet["text"]}+ (ID: "+facet["id"]+")""""
    prompt += f"""
    FACETS AVAILABLE TO REMOVE FROM INITIAL IDEA:
    """"
    for facet_id in idea["facets"]:
        prompt += f"""
        {facets[facet_id]["text"]}+ (ID: "+facets[facet_id]["id"]+")""""
    prompt += f"""

    INSTRUCTIONS:
    You are ScientistGPT, an intelligent assistant that helps researchers come up
    ↳ with understandable, relevant, specific, feasible, and novel research
    ↳ ideas.

```

First, read the above prior work and summary of why the initial idea is not
 ↳ novel compared to the prior work.
 That way, you will know what has already been done in related research.

Second, provide 3 options for ideas that are more novel and useful than the
 ↳ initial idea.
 Each more novel/useful idea should utilize one new facet and remove one
 ↳ existing facet from the initial idea.
 The summary of facets available to add and to remove are above.
 Make each novel/useful idea as specific as possible but describe it in 100 to
 ↳ 150 words.

FACET REQUIREMENTS:

The purpose/mechanism/evaluation IDs should be written VERBATIM from what is
 ↳ provided.
 Do NOT make up facet IDs that are not explicitly given above.

IDEA REQUIREMENTS:

1. Understandability::
 - 1a. Each idea should be logical.
 - 1b. Each idea should be grammatically correct.
 - 1c. Each idea should be self-contained and should not require researchers to
 ↳ have read the provided papers. For example, saying "Use Tool X" is not
 ↳ self-contained because the researcher might not have read the relevant
 ↳ paper to know what Tool X is. Instead, you could say "Use a tool to do Y."
 1d. If an aspect of the idea may not be familiar to someone studying computer
 ↳ science broadly, make sure the idea describes the aspect enough for them
 ↳ to understand it.
2. Relevance::
 - 2a. Each idea should be at least somewhat relevant to the overarching
 ↳ ideation topic: {topic}. This means you may or may not have to adjust the
 ↳ purpose to be relevant to the ideation topic. For example, if the purpose
 ↳ is "to support human-AI creativity" and the topic is "scientific idea
 ↳ generation", then the purpose is relevant enough to the topic and does
 ↳ NOT need to be adjusted. On the other hand, if the selected purpose is
 ↳ "to support bird identification" and the topic is "scientific idea
 ↳ generation", you might adjust the purpose to "to support scientific idea
 ↳ identification" or "to support identifying different types of scientific
 ↳ ideas." That said, it is important to keep as much of the purpose's
 ↳ meaning as possible if/when adjusting it to be relevant to the ideation
 ↳ topic.
 - 2b. Ideas should NOT refer to analogies.
3. Specificity::
 - 3a. Each idea should be described in 100 to 150 words (expanded version 200
 ↳ to 250 words). 90% of the idea should focus on describing how the
 ↳ mechanism will be used to address the purpose in a novel manner.
 - 3b. Each idea should be as specific as possible given the word limit.
 - 3c. Each idea should be focused and precise. For example, if the idea
 ↳ involves a visualization feature, describe WHAT kind of visualization it
 ↳ is and HOW it will be used.
 - 3d. Each idea should be specific such that the reader understands how the
 ↳ idea would be implemented and what direction it would take.
 - 3e. Each idea should be very specific in describing HOW the mechanism will be
 ↳ implemented to address the purpose in a novel manner. For instance, an
 ↳ idea saying to 'apply a faceted representation to clinical data,
 ↳ creating a multidimensional profile of each patient, integrating medical
 ↳ history, genetic information, lifestyle factors, and current health
 ↳ data' is not novel because prior work has already looked into creating
 ↳ multidimensional patient profiles. If the idea provided a more specific,
 ↳ imaginative description of HOW to create the multidimensional profiles
 ↳ and HOW to apply it to clinical decision-making, then it could be novel.
 - 3f. Each idea should be specific enough that it is significantly different
 ↳ from your prior ideas.
4. Feasibility::
 - 4a. A research lab with moderate resources should be able to carry out each
 ↳ idea.
 - 4b. Each idea should make sense scientifically and be grounded in the summary
 ↳ of prior work and papers noted below.
 - 4c. Each idea's purpose and mechanism should work well together. If
 ↳ necessary, adapt the purpose or mechanism to work well with the other.
 ↳ For example, if the overarching ideation topic is "scientific ideation",
 ↳ the purpose is "to support culinary ideation", and the mechanism is
 ↳ "scientific research graphs", you might adjust the purpose to "to
 ↳ support scientific ideation." Meanwhile, if the overarching ideation
 ↳ topic is "culinary ideation", the purpose is "to support culinary
 ↳ ideation", and the mechanism is "scientific research graphs", you might
 ↳ adjust the mechanism to "culinary recipe graphs." That said, it is
 ↳ important to keep as much of the original purpose and mechanism as
 ↳ possible if/when adjusting them to make sense together.
 - 4d. Each idea's proposed evaluation should not contradict the rest of the
 ↳ idea. For example, an idea talking about supporting healthcare workers
 ↳ that has a user study evaluation should propose a "user study with
 ↳ healthcare workers," rather than a "user study with teachers" or a "user
 ↳ study with engineers."
5. Novelty::
 - 5a. Each idea should be unique as well as ingenious, imaginative, or
 ↳ surprising.
 - 5b. Each idea should NOT have been covered in prior work. In other words,
 ↳ each idea should be SIGNIFICANTLY different from prior work, including
 ↳ but not limited to the papers below and the summary of prior work below.
 - 5c. For an idea to be novel, it is not enough for the idea not to have been
 ↳ thoroughly covered in prior work. It must NEVER have been covered in
 ↳ prior work.

5d. Each idea should NOT be an obvious extension of prior work but rather
 ↳ CLEARLY DIFFERENT from prior work. For instance, an idea that simply says
 ↳ to 'implement continuous AI support to facilitate discovery of scholars
 ↳ by dynamically updating and refining researcher profiles based on
 ↳ real-time academic contributions' is not novel. The idea is not novel
 ↳ because prior work has investigated facilitating discovery of scholars
 ↳ through AI support, and making the AI support continuous is an obvious
 ↳ extension. It is not ingenious, imaginative, or surprising. If the idea
 ↳ were more specific and presented a suprising method describing HOW to
 ↳ make this AI support very timely (e.g., utilizing academic Twitter
 ↳ trends), that would make the idea novel.

FORMAT FOR ANSWER (It is very important that you follow this answer format!):

```
1. Removed Purpose: <one removed purpose text here>
Removed Purpose ID: <removed purpose ID here (e.g.,
↳ [purpose-string-123456789])>
Added Purpose: <one added purpose text here>
Added Purpose ID: <added purpose ID here (e.g., [purpose-string-012345678])>
More Novel Idea: <more novel idea here>
Why Idea is More Novel: <sentence on why idea is novel here>
Why Idea is Useful: <sentence on why idea is useful here>
2. Removed Mechanism: <one removed mechanism text here>
Removed Mechanism ID: <removed mechanism ID here (e.g.,
↳ [mechanism-string-34523235])>
Added Mechanism: <one added mechanism text here>
Added Mechanism ID: <added mechanism ID here (e.g.,
↳ [mechanism-string-634902049])>
More Novel Idea: <more novel idea here>
Why Idea is More Novel: <sentence on why idea is novel here>
Why Idea is Useful: <sentence on why idea is useful here>
3. Removed Evaluation: <one removed evaluation text here>
Removed Evaluation ID: <removed evaluation ID here (e.g.,
↳ [evaluation-string-123456789])>
Added Evaluation: <one added evaluation text here>
Added Evaluation ID: <added evaluation ID here (e.g.,
↳ [evaluation-string-348950684])>
More Novel Idea: <more novel idea here>
Why Idea is More Novel: <sentence on why idea is novel here>
Why Idea is Useful: <sentence on why idea is useful here>
```

ANSWER:

""

return prompt

D INPUT PAPERS FOR EACH IDEATION TOPIC

- Human-AI Collaboration in Art
 - (1) LumiMood: A Creativity Support Tool for Designing the Mood of a 3D Scene [53]
 - (2) Prompting for Discovery: Flexible Sense-Making for AI Art-Making with Dreamsheets [3]
 - (3) Algorithmic Ways of Seeing: Using Object Detection to Facilitate Art Exploration [47]
- AI Tools for Education
 - (1) VIVID: Human-AI Collaborative Authoring of Vicarious Dialogues from Lecture Videos [13]
 - (2) Scientific and Fantastical: Creating Immersive, Culturally Relevant Learning Experiences with Augmented Reality and Large Language Models [10]
 - (3) Putting Things into Context: Generative AI-Enabled Context Personalization for Vocabulary Learning Improves Learning Motivation [39]
- Dealing with LLM Hallucinations
 - (1) Deductive Closure Training of Language Models for Coherence, Accuracy, and Updatibility [2]
 - (2) Self-Alignment for Factuality: Mitigating Hallucinations in LLMs via Self-Evaluation [75]
 - (3) HALoGEN: Fantastic LLM Hallucinations and Where to Find Them [58]
- LLM Explainability

- (1) LLMFactor: Extracting Profitable Factors through Prompts for Explainable Stock Movement Prediction [71]
- (2) TextGenSHAP: Scalable Post-Hoc Explanations in Text Generation with Long Documents [19]
- (3) Digital Socrates: Evaluating LLMs through Explanation Critiques [23]

E EXPANDED VERSION OF SAMPLE IDEAS FROM TABLE 2

The expanded version of each sample idea in Table 2 may be found in Table 6 below.

F INSIGHTS FROM LLM PROMPT OPTIMIZATION USING TEXTGRAD

In our experiments with TextGrad, we investigated how specific prompt instructions influence an LLM’s ability to classify the novelty of an idea. Figures 10, 11, and 12 present the accuracy of various prompts optimized with TextGrad on our dataset (train=25, validation = 10, test = 32). Prompts with both non-zero and zero validation accuracy included various instructions for evaluating the novelty of ideas, such as assessing the uniqueness of methods and their comparison to existing research. Through this prompt optimization process, we observed interesting ways in which LLMs may evaluate novelty, like considering historical context, frequency of similar studies, comparative analysis with existing works, examining arguments for both novel and non-novel perspectives. However, prompts without these specific instructions also influenced accuracy, suggesting the complexity of novelty evaluation with LLMs. Notably, some prompts with similar instructions showed different performance on validation data. For example, both prompt 3 (accuracy = 0) and prompt 9 (accuracy = 0.6) include instructions to evaluate if the idea introduces unique methodologies, and how it compares to existing work. However, the difference in their performance suggests that subtle variations in wording and instruction framing can significantly impact the classification performance. It remains unclear why certain prompts perform better despite having similar instructions.

Our analysis highlights the LLM’s sensitivity to prompt design when assessing novelty of an idea. Even minor variations in wording and structure can lead to substantial performance changes, emphasizing the need for careful prompt engineering and well-chosen in-context examples to guide the LLM for idea novelty evaluation.

G EXPERT-LABELED EXAMPLES

Table 7 presents expert-labeled examples from the annotation study.

H COMPARING SCIDEATOR’S NOVELTY CHECKER TO BASELINES

Figures 13, 14, and 15 present information related to comparing SCIDEATOR’s novelty checker to baselines.

Situation	Topic	Purpose	Mechanism	Evaluation	Custom Instructions	Expanded Version of Idea
Initial, Treatment	LLM explainability	to enhance medical information retrieval (near)	sequential knowledge-guided prompting (paper input)	medical question-answering benchmarks (near, unselected)	None	The proposed system focuses on developing a robust medical information retrieval platform using sequential knowledge-guided prompting to simulate diagnostic pathways. By integrating electronic health records (EHRs) with established clinical guidelines, the system leverages prompts to dynamically identify and follow potential diagnostic routes, thereby enhancing the precision and relevance of information retrieval. The process begins by extracting key medical factors from EHRs and matching these with clinical pathway prompts to simulate diagnostic reasoning. This approach allows the system to adjust retrieval strategies based on real-time patient data, ensuring contextually relevant information is provided to healthcare professionals. The system's effectiveness will be rigorously evaluated using medical question-answering benchmarks, which will assess the accuracy and pertinence of information retrieval against standard medical queries. This evaluation not only measures the system's performance but also its ability to improve clinical decision-making processes. Ultimately, the research aims to bridge gaps in current medical retrieval systems by offering a more transparent and context-aware tool for healthcare providers, significantly enhancing the explainability and utility of LLMs in the medical domain.
P-or-M, Treatment	human-AI collaboration in art	to enhance designer-ai collaboration (very near, selected)	residual learning framework (far)	empirical performance analysis (far, unselected)	I want to know if designer want to work with ai	In this novel approach, we apply a residual learning framework to AI design tools, treating designer feedback as residuals to refine specific design elements such as color schemes and layout structures. This framework allows designers to provide targeted feedback easily, which the AI tool uses to iteratively improve its suggestions. The process starts with the AI generating an initial design, which the designer can annotate with feedback. This feedback is then incorporated as residuals, prompting the AI to make adjustments that align more closely with the designer's vision. The feedback loop is engineered to be highly intuitive, integrating seamlessly into the designer's workflow, thus fostering a more collaborative and efficient design process. An empirical performance analysis will evaluate the effectiveness of this approach, measuring improvements in design quality and collaboration efficiency.
P-and-M, Treatment	LLM explainability	to explain text generation outputs (paper input)	explanation logic verifier (own input)	quantitative and qualitative analysis (paper input, selected)	Use different verification approaches from NLI, math, program to ensure the explanation follows a logical consistency	Create an innovative platform that enhances the validation of LLM-generated mathematical explanations by integrating a mathematical logic verifier with visual proof representations. The platform will employ the verifier to ensure explanations adhere to logical principles, assessing each step for accuracy. Simultaneously, it will generate graph-based visual proofs, providing intuitive visual cues for each stage of the reasoning process. These representations will guide users through complex explanations, making abstract concepts more accessible and engaging. The system will also feature interactive elements that allow users to explore different parts of the proofs, deepening their understanding. This approach will be evaluated through comprehensive quantitative and qualitative analysis, assessing improvements in explanation accuracy, user comprehension, and satisfaction. By combining rigorous logic verification with engaging visual aids, the research aims to significantly improve the interpretability and reliability of LLM-generated mathematical content, fostering user trust and learning.
P-and-M, Treatment	AI tools for education	to personalize vocabulary learning (very near)	ai-generated virtual speakers (very near)	participant feedback analysis (very near, unselected)	make the idea more focused and specific	This innovative platform leverages AI-generated virtual speakers to create personalized vocabulary learning experiences. Users upload personal images, and the AI analyzes these images to identify objects, settings, and potential vocabulary links. The virtual speakers then generate dialogue scenarios around these elements, allowing learners to engage with new vocabulary in a personally relevant context. For example, an image of a beach vacation might lead to dialogues about seaside activities, weather, and local culture, enriching the vocabulary acquisition process. This personalized approach not only aids retention by linking words to familiar contexts but also enhances engagement through interactive AI-driven dialogues. Participant feedback analysis will assess the platform's effectiveness in improving vocabulary acquisition and learner satisfaction, guiding further refinements. By integrating AI with personalized content, this research aims to transform vocabulary learning into a more engaging and contextually meaningful experience.
Baseline	dealing with LLM hallucinations	N/A	N/A	N/A	Can the reward model in Selk-Knoelwdge tuning be changed to incorporate more fine-grained feedback (e.g. from Halogen like metrics) [all 3 papers given to LLM]	This research focuses on developing an advanced reward model for Self-Knowledge Tuning by incorporating specific metrics from the HALoGEN framework. The core of this model lies in leveraging atomic unit verification to dissect LLM outputs into fundamental components, evaluating each against reliable knowledge bases. By integrating HALoGEN's error classifications, the model can provide targeted feedback that distinguishes between different types of hallucinations, such as those arising from incorrect recollections, faulty training data, or fabrications. This nuanced feedback is expected to enhance the calibration of LLMs, reducing the frequency of factual inaccuracies. The model's efficacy will be tested across diverse domains, including programming and scientific attribution, to ensure broad applicability. A comprehensive validation framework will be established, involving both automated and human evaluations, to rigorously measure improvements in model accuracy and coherence. The outcome of this research could significantly advance the development of more reliable and trustworthy LLMs, providing a foundation for future enhancements in self-supervised learning techniques.
Baseline	AI tools for education	N/A	N/A	N/A	Generate ideas that use non-traditional mediums for education, so avoid using textbooks or other material commonly found in classrooms. [all 3 papers given to LLM]	This AR-enabled mobile application is designed to engage children with their local environment while providing a robust educational platform about biodiversity and ecology. The AI component will analyze user interactions and location data to curate a personalized educational journey. For a child in an urban environment, the app might focus on urban wildlife and plants, providing detailed information, conservation tips, and interactive quizzes tailored to their locality. For children in rural settings, it might explore more diverse ecosystems, encouraging them to document and learn about various species..

Table 6: A sample of participants' favorite ideas from the user study, presenting the expanded version of each idea rather than the shorter version. The treatment ideas are generated with the different methods of the Faceted Idea Generator module, depending on whether the participant selected any purposes or mechanisms.

Figure 10: Performance trends of test accuracy across prompts during prompt optimization with TextGRAD. Highlighted text shows unique instructions used to evaluate the novelty of ideas. The final test accuracy was 0.78125, showing that none of the optimized prompts (1 to 12) improved over the original.

Prompt Number	Validation Accuracy	Prompt Text
Starting Prompt	0.8	<p>You are a classifier. Given a research idea and related papers, classify the idea as 'novel' or 'not novel' Respond in two lines:</p> <p>Review: <This is the review you will generate after comparing idea with related papers.></p> <p>Classification:<novel or not novel label according to your review/rationale></p>
1	0	<p>You are a classifier. Given a research idea and related papers, classify the idea as 'novel' or 'not novel'.</p> <p>A novel idea introduces a unique, groundbreaking concept or approach not previously covered in the literature. A not novel idea reiterates or slightly modifies existing research. Consider the historical context and frequency of similar studies when making your classification. Focus on identifying unique, groundbreaking elements that differentiate the idea from existing research. Do not rely solely on keywords or the mention of a controlled setting to determine novelty. If the classification is ambiguous, indicate uncertainty and suggest a human review.</p> <p>Respond with only the classification label: 'novel' or 'not novel'.</p>
2	0.7	<p>You are a classifier. Classify the research idea as 'novel' or 'not novel' based on the related papers. Provide a brief review and directly state the classification.</p> <p>Review: <This is the review you will generate after comparing the idea with related papers.> Classification: <novel or not novel label according to your review/rationale></p> <p>Example: Review: The idea is unique as it combines adaptive interfaces with AI explanations, which is not covered in the provided papers. Classification: novel.</p>
3	0	<p>You are a classifier. Given a research idea and related papers, classify the idea as 'novel' or 'not novel'.</p> <p>Respond in two lines:</p> <p>Review: Provide a detailed review comparing the idea with related papers. Include specific examples and details from the referenced papers to justify your classification. Highlight both similarities and differences between the proposed idea and existing methodologies. Ensure your review is concise and precise, focusing on the main arguments.</p> <p>Classification: Based on the review, classify the idea as 'novel' or 'not novel' according to the following criteria:</p> <ul style="list-style-type: none"> - Uniqueness of the approach - Originality of the application - Novelty of the results <p>Provide specific references or evidence from the papers mentioned to support your classification. Use assertive language to clearly convey your classification.</p>

Figure 11: contd. TextGrad Prompt Optimisation.

Prompt Number	Validation Accuracy	Prompt Text
4	0.7	<p>You are a classifier. Classify the research idea as 'novel' or 'not novel' based on the related papers. Respond concisely:</p> <p>Review: <briief review> Classification: <novel or not novel></p>
5	0	<p>You are a classifier. Given a research idea and related papers, classify the idea as 'novel' or 'not novel'.</p> <p>Respond in two lines:</p> <ol style="list-style-type: none"> Review: Provide a detailed review comparing the idea with related papers. Include specific examples and details from the referenced papers to justify your classification. Highlight both similarities and differences between the proposed idea and existing methodologies. Ensure your review is concise and precise, focusing on the main arguments. Classification: Based on the review, classify the idea as 'novel' or 'not novel' according to the following criteria: <ul style="list-style-type: none"> Uniqueness of the approach Originality of the application Novelty of the results <p>- Provide specific references or evidence from the papers mentioned to support your classification.</p> <p>- Use assertive language to clearly convey your classification.</p>
7	0.3	<p>You are a classifier. Given a research idea and related papers, classify the idea as 'novel' or 'not novel' based on the following criteria:</p> <ol style="list-style-type: none"> Definition of Novelty: - A 'novel' idea introduces a unique, groundbreaking concept, methodology, or significant improvement over existing work. - A 'not novel' idea closely aligns with existing work without significant innovation. Contextual Instructions: - If the idea involves common methodologies or well-known techniques, explicitly mention these aspects in your review. - Consider the historical context and frequency of similar studies when making your classification. Comparative Analysis: - Compare the proposed idea with existing systems or technologies mentioned in the related papers. Highlight similarities to justify the classification. Evidence and Examples: - Provide specific examples or evidence from the related papers that demonstrate the lack of novelty. Structured Format: - Use a structured format with sections such as 'Introduction,' 'Evaluation Criteria,' 'Comparative Analysis,' and 'Conclusion' to present your review. <p>Respond in two lines:</p> <p>Review: <This is the review you will generate after comparing the idea with related papers.> Classification: <novel or not novel label according to your review/rationale></p>
8	0	<p>You are a classifier. Given a research idea and related papers, classify the idea as 'novel' or 'not novel'. Respond in two lines:</p> <ol style="list-style-type: none"> Review: Provide a detailed review that includes specific references to the related papers, highlighting similarities and differences. Include direct quotes or specific sections from the related papers that support your classification. Classification: Use precise terminology to classify the idea as 'novel' or 'not novel' based on your review/rationale. Avoid vague terms and be specific in your justification.

Figure 12: contd. TextGrad Prompt Optimisation.

Prompt Number	Validation Accuracy	Prompt Text
9	0.6	<p>You are a classifier. Given a research idea and related papers, classify the idea as 'novel' or 'not novel'.</p> <p>Definition of Novel: An idea is 'novel' if it introduces a new concept, methodology, or significant improvement that is not already well-documented in the provided papers.</p> <p>Criteria for Evaluation:</p> <ol style="list-style-type: none"> Uniqueness of the approach. Combination of elements. Presence of similar frameworks in the literature. <p>Instructions:</p> <ol style="list-style-type: none"> Compare the proposed idea's methodology, scope, and application with those described in the related papers. Highlight specific aspects of the idea and compare them with the related papers. Provide a detailed review based on the comparison. Conclude with a classification of 'novel' or 'not novel' based on this comparison. <p>Respond in the following format: Review: <This is the review you will generate after comparing the idea with related papers.> Classification: <novel or not novel label according to your review/rationale></p>
10	0.6	<p>You are a classifier. Given a research idea and related papers, classify the idea as 'novel' or 'not novel'. A novel idea introduces a unique, groundbreaking concept or approach not previously covered in the literature. A not novel idea reiterates or slightly modifies existing research. Consider the historical context and frequency of similar studies when making your classification.</p> <p>Respond in two lines: Review: <one-sentence review> Classification: <novel or not novel></p> <p>Ensure your response is concise and uses simple language. Avoid unnecessary details.</p>
11	0.6	<p>You are a classifier. Given a research idea and related papers, classify the idea as 'novel' or 'not novel'. Respond with: 1. Review: Provide a concise review in no more than two sentences, comparing the idea with related papers. Ensure your review includes a clear rationale for why the idea is classified as 'novel' or 'not novel'. Avoid using uncertain terms like 'appears' or 'seems'. 2. Classification: Use the term 'novel' or 'not novel' consistently based on your review.</p> <p>Example:</p> <p>Review: The proposed idea of developing a human-centric explainable AI system is novel because it uniquely combines explainable AI techniques with iterative improvement through human feedback and predictive models. Classification: novel</p>
12	0.5	<p>You are a classifier. Given a research idea and related papers, classify the idea as 'novel' or 'not novel'. Respond in two lines:</p> <p>Review: <Provide a detailed review comparing the idea with related papers, including specific examples and reasons for your classification. Mention existing tools or research that cover similar capabilities.> Classification: <novel or not novel label according to your review/rationale. Use the term 'novel' consistently in both your review and classification. Ensure your response is detailed yet concise, avoiding unnecessary verbosity.></p>

Figure 13: Two example ideas used as the basis for comparison in subsequent figures, evaluated by SCIDEATOR (Ours), AI Scientist, and AI Researcher.

Example 1

IDEA: Develop a system that uses a *faceted author representation* of digital learning resource (DLR) creators based on their educational materials and inferred teaching personas. This system would aim to *support ubiquitous learning* by helping learners discover novel educators and materials that offer innovative perspectives. *Usability testing of learning resources* would be conducted to ensure the system enhances the learning experience by balancing relevance and novelty, thus boosting the accessibility and discoverability of diverse educational content.

MOST RELEVANT PAPERS:

- (1) Bursting Scientific Filter Bubbles: Boosting Innovation via Novel Author Discovery
- (2) Bridger: Toward Bursting Scientific Filter Bubbles and Boosting Innovation via Novel Author Discovery
- (3) Novel Algorithmic Recommendation Engine for Diverse Content Discovery
- (4) ComLittee: Literature Discovery with Personal Elected Author Committees
- (5) Explanations in Open User Models for Personalized Information Exploration
- (6) AMiner: Mining Deep Knowledge from Big Scholar Data
- (7) Similar researcher search in academic environments
- (8) VeTo-web: A Recommendation Tool for the Expansion of Sets of Scholars
- (9) From Who You Know to What You Read: Augmenting Scientific Recommendations with Implicit Social Networks
- (10) DiscipLink: Unfolding Interdisciplinary Information Seeking Process via Human-AI Co-Exploration

EXPERT-LABELED CLASS: Novel

Example 2

IDEA: Develop a **Co-Creative Interaction Framework** for LLM-assisted evaluations to **align llm evaluation with human preferences**. This framework will map out detailed interaction models between human evaluators and LLMs, including turn-taking, communication protocols, and iterative feedback loops. The framework will be evaluated through **qualitative study** involving user testing and thematic analysis of evaluator experiences, capturing how well the framework supports alignment with human preferences and identifying areas for iterative improvement.

MOST RELEVANT PAPERS:

- (1) EvalLM: Interactive Evaluation of Large Language Model Prompts on User-Defined Criteria
- (2) Human-Centered Design Recommendations for LLM-as-a-judge
- (3) CheckEval: Robust Evaluation Framework using Large Language Model via Checklist
- (4) Human-Centered Evaluation and Auditing of Language Models
- (5) Prometheus 2: An Open Source Language Model Specialized in Evaluating Other Language Models
- (6) Who Validates the Validators? Aligning LLM-Assisted Evaluation of LLM Outputs with Human Preferences
- (7) Evaluation of Code Generation for Simulating Participant Behavior in Experience Sampling Method by Iterative In-Context Learning of a Large Language Model
- (8) Discovering Language Model Behaviors with Model-Written Evaluations
- (9) LLM Comparator: Visual Analytics for Side-by-Side Evaluation of Large Language Models
- (10) Do LLMs Meet the Needs of Software Tutorial Writers? Opportunities and Design Implications

EXPERT-LABELED CLASS: Novel

Figure 14: Reviews corresponding to idea 1 in Figure 13.

Method	Review
SCIDEATOR (Ours)	The idea is novel because it introduces the concept of faceted author representation specifically for digital learning resource (DLR) creators, focusing on their educational materials and inferred teaching personas to support ubiquitous learning. This approach is distinct from related works like Bridger[1][2], which focus on scientific author discovery, and ComLittee[4], which supports authorcentric exploration in research. The proposed system aims to enhance the discoverability of diverse educational content, balancing relevance and novelty, which is not explicitly addressed in the related papers.
AI Scientist	<p>THOUGHT: The proposed research presents an innovative approach to language models. The rough goal is to train a model to predict the next character in a sequence in order to be able to capture the semantic meaning of the entire sequence, which can be used in language models. This approach is not uncommon, though, as there are many areas where we must generate predictions of the next likely character, which can be used in order to understand the entire meaning of the text. This model aims to improve upon traditional models by locally training the model on the use of characters rather than words. Of particular note is the fact that the model uses a scaled gradient descent method which changes how the weights are updated, a method that is very new and, thus, is a key point of innovation. While that is extremely novel, a model that works on the character level is not. The primary new technique here is the use of a momentum of the gradient, which is used to improve learning. The model uses a technique similar to many current models. It is possible that it could be used with different parameters, though, to learn more or to learn in a more effective way than other models. This approach has been suggested many times over the years, but it is promising to pursue. It is, however, a novel approach to the existing technology.</p> <p>However, we must consider the existing literature and how it might overlap with this proposition. I will now proceed to search for related publications that may be relevant in order to establish a definitive argument regarding the novelty of the proposed model. RESPONSE: “json\n\n“Query”: “Character-level language models”\n\n“\n I believe this should identify any previous work or existing lines of research that are most similar to the proposed model. This will confirm whether this is actually a novel concept. My primary concern is understanding if this is a novel or an existing work, as this is a model that could potentially be used for many purposes. There is a good chance that it might have already been proposed. I hope that this search will bring more clarity to the argument.</p> <p>If decision is not made, default is: not novel.</p>
AI Researcher	<p>Proposed Research Problem and Approach:</p> <p>Project Proposal: The research problem is the limited accessibility and discoverability of innovative educational content due to the lack of effective representation and utilization of diverse teaching personas and educational materials of DLR creators. The approach involves developing a faceted author representation based on creators' educational materials and inferred teaching personas to enhance the discovery of novel educational content.</p> <p>Paper Abstract: The research problem is the isolation of scientific research and information overload, which limit awareness and hinder innovation. The approach involves constructing a faceted representation of authors from their papers and inferred personas to balance relevance and novelty in discovering new scholars and their work.</p> <p>Summary and Differences: - Project Proposal Summary: Enhancing the discovery of digital learning resources by developing a faceted author representation based on educational materials and teaching personas. - Paper Abstract Summary: Facilitating the discovery of new scholars and their work by constructing a faceted author representation from scientific papers and inferred personas to balance relevance and novelty. - Differences: - The project proposal focuses on digital learning resources and educational content, aiming to improve the learning experience. - The paper abstract focuses on scientific research and scholars, aiming to boost innovation and bridge diverse scientific communities.</p> <p>No</p> <p>..... The comparison with other papers has been truncated due to space limitations. All papers in the most relevant set are marked as “Binary judgment: No”, which implies it should not be cited as similar work to the idea.</p> <p>Classification: novel</p>

Figure 15: Reviews corresponding to idea 2 in Figure 13.

Method	Review
SCIDEATOR (Ours)	<p>The idea is novel because it introduces a CoCreative Interaction Framework specifically designed to align LLM evaluation with human preferences through detailed interaction models, including turntaking, communication protocols, and iterative feedback loops. This approach is distinct from related works like EvalLM[1], which focuses on iterative refinement of prompts, and EvaluLLM[2], which leverages LLMs as customizable judges but does not map out detailed interaction models. Additionally, CheckEval[3] and Prometheus 2[5] focus on evaluation frameworks and opensource evaluators, respectively, without the cocreative interaction aspect. The proposed framework’s emphasis on qualitative studies and thematic analysis to capture evaluator experiences further differentiates it from existing methods.</p>
AI Scientist	<p>THOUGHT:\n The proposed idea involves designing a framework for co-creative interaction between human evaluators and Large Language Models (LLMs), focusing on aspects like turn-taking and communication protocols. It also emphasizes qualitative study and thematic analysis. This is a very specific angle that combines human-computer interaction and AI evaluation. While several existing papers discuss LLM evaluation frameworks, human-centered design, and human involvement in evaluation (e.g., EvalLM, EvaluLLM, and other papers from the results), the specific focus on co-creative interaction frameworks with detailed interaction models and iterative feedback loops may not have been explored thoroughly.\n\n Additionally, the idea looks at aligning evaluations with human preferences which is a nuanced approach. Therefore, a more targeted query to ascertain if any existing literature discusses similar co-creative frameworks or detailed interaction models involving human evaluators and LLMs is necessary. The current results do not seem to cover this specific angle in depth.</p> <p>Decision made: novel</p> <p>RESPONSE:\n“json\n\n "Query": "Co-creative interaction framework LLM evaluation"\n\n“</p>
AI Researcher	<p>Proposed Research Problem and Approach:</p> <p>- Project Proposal: - Problem: Current LLM evaluation methods often fail to align with human preferences. - Approach: Develop a Co-Creative Interaction Framework (CCIF) that includes detailed interaction models between human evaluators and LLMs, facilitating turn-taking, communication protocols, and iterative feedback loops to better align LLM evaluations with human preferences. - Paper Abstract: - Problem: Developers must iteratively revise prompts by evaluating outputs to diagnose weaknesses, which is effort-intensive and context-specific. - Approach: Present EvalLM, an interactive system for iteratively refining prompts by evaluating multiple outputs on user-defined criteria, using an LLM-based evaluator to provide feedback and improve prompts. - Differences: - The project proposal focuses on aligning LLM evaluations with human preferences through a co-creative interaction framework involving detailed interaction models. - The paper abstract focuses on refining LLM prompts through an interactive system that evaluates outputs based on user-defined criteria.</p> <p>No</p> <p>..... The comparison with other papers has been truncated due to space limitations. All papers in the most relevant set are marked as "Binary Judgment: No", which implies it <i>should not be cited as similar work to the idea</i>.</p> <p>Classification: novel</p>

Table 7: Expert-labeled examples from annotation study

Example 1
<p>Idea: Develop a natural language processing classifier designed to improve scientific paper revisions by automatically identifying and categorizing reviewer comments that are most likely to lead to substantial and actionable revisions. The system would be trained on a manually-labeled dataset analysis of scientific review comments and the corresponding paper edits, leveraging features such as linguistic cues, sentiment, and comment specificity to predict the likelihood of a comment being acted upon. This classifier could then be used to prioritize reviewer feedback, helping authors focus on the most impactful suggestions first.</p> <p>Most Relevant Papers:</p> <ol style="list-style-type: none"> (1) ARIES: A Corpus of Scientific Paper Edits Made in Response to Peer Reviews (2) Can large language models provide useful feedback on research papers? (3) A Dataset of Peer Reviews (PeerRead): Collection, Insights and NLP Applications (4) arXivEdits: Understanding the Human Revision Process in Scientific Writing (5) Characterizing Text Revisions to Better Support Collaborative (6) Can We Automate Scientific Reviewing? (7) DeepReviewer: Collaborative Grammar & Innovation Neural Network for Automatic Paper Review (8) Aspect-based Sentiment Analysis of Scientific Reviews (9) Aspect-based sentiment analysis of online peer reviews and prediction of paper acceptance (10) ReviVal: Towards Automatically Evaluating the Informativeness of Peer Reviews <p>Reasoning: The idea is novel because it uniquely focuses on prioritizing reviewer comments for actionable revisions, which is not explicitly addressed in ARIES[1] or other related works like ReviVal [10].</p>
Example 2
<p>Idea: Develop a systematic review-based framework designed to align LLM evaluation with human preferences, ensuring that evaluation criteria are continuously refined based on comprehensive reviews of user feedback and emerging model behaviors. This framework will utilize content analysis of user interactions and feedback to identify patterns and areas of improvement. The effectiveness of this framework will be assessed through a qualitative study involving iterative cycles of user feedback and criteria refinement.</p> <p>Most Relevant Papers:</p> <ol style="list-style-type: none"> (1) EvalLM: Interactive Evaluation of Large Language Model Prompts on User-Defined Criteria (2) Humanely: Human evaluation of LLM yield, using a novel web-based evaluation tool (3) Evaluation of Code Generation for Simulating Participant Behavior in Experience Sampling Method by Iterative In-Context Learning of a Large Language Model (4) Human-Centered Evaluation and Auditing of Language Models (5) Aligning Model Evaluations with Human Preferences: Mitigating Token Count Bias in Language Model Assessments (6) Who Validates the Validators? Aligning LLM-Assisted Evaluation of LLM Outputs with Human Preferences (7) Human-Centered Design Recommendations for LLM-as-a-judge (8) CheckEval: Robust Evaluation Framework using Large Language Model via Checklist (9) Discovering Language Model Behaviors with Model-Written Evaluations (10) Prometheus 2: An Open Source Language Model Specialized in Evaluating Other Language Models <p>Reasoning: The idea is not novel because it closely resembles existing frameworks like EvalLM[1] and HumanELY[2], which already align LLM evaluations with human preferences using user-defined criteria and human feedback.</p>

I EXPERIMENTAL SETUP DETAILS FOR COMPARING SCIDEATOR NOVELTY CHECKER TO BASELINES

The best-performing in-context setting used 15 novel and non-novel examples with seed 100. For the OpenReview examples, the best setup involved 5 idea-review pairs. For DSPy we used 2 bootstrapped examples, and trained both DSPy and TextGRAD for 12 prompt iterations.