

# Scideator: Human-LLM Scientific Idea Generation Grounded in Research-Paper Facet Recombination

MARISSA RADENSKY, University of Washington, USA

SIMRA SHAHID\*, Adobe, India

RAYMOND FOK, University of Washington, USA

PAO SIANGLIULUE, Allen Institute for AI, USA

TOM HOPE<sup>†</sup> and DANIEL S. WELD<sup>†</sup>, Allen Institute for AI, USA

<sup>†</sup> Equal Advisors

The scientific ideation process often involves blending salient aspects of existing papers to create new ideas. To see if large language models (LLMs) can assist this process, we contribute SCIDEATOR, a novel mixed-initiative tool for scientific ideation. Starting from a user-provided set of papers, SCIDEATOR extracts key facets — purposes, mechanisms, and evaluations — from these and relevant papers, allowing users to explore the idea space by interactively recombining facets to synthesize inventive ideas. SCIDEATOR also helps users to gauge idea novelty by searching the literature for potential overlaps and showing automated novelty assessments and explanations. To support these tasks, SCIDEATOR introduces four LLM-powered retrieval-augmented generation (RAG) modules: Analogous Paper Facet Finder, Faceted Idea Generator, Idea Novelty Checker, and Idea Novelty Iterator. In a within-subjects user study, 19 computer-science researchers identified significantly more interesting ideas using SCIDEATOR compared to a strong baseline combining a scientific search engine with LLM interaction.

## 1 INTRODUCTION

Scientists are continuously brainstorming research ideas on which to work next. A good idea should be relevant to the scientist’s interests and novel within the scientific community. Research papers are a major source of inspiration for relevant and novel ideas, as they expose scientists to relevant concepts to re-combine and form new ideas [4, 21, 36]. However, generating relevant and novel scientific ideas by recombining concepts from research papers is difficult for multiple reasons. For one, scientists must wade through an ever-expanding scientific literature to find relevant concepts [2, 19]. Moreover, the phenomenon of fixation biases scientists against considering more diverse concepts and concept recombinations for their research; instead, they are predisposed to thinking about a problem in familiar terms, which hinders the stimulation of novel ideas [11, 37]. Even if a scientist manages to identify interesting concept recombinations to form potential research ideas, assessing the ideas’ novelty in comparison to the existing literature is a cumbersome yet critical task.

Building a fully or semi-automated ideation system has been an ambition of researchers for decades, and SCIDEATOR builds on strong prior work from many other researchers, filling a unique niche. We extend a line of work that presents systems for finding analogies between research papers [4, 21, 36], adopting their facet-based framework but using modern large language model (LLM) methods to identify relevant facets and perform facet recombinations. We are also inspired by recent work showing that LLMs have promise to assist ideation in domains outside science, helping people to generate more ideas [6] and more diverse ideas [27, 40]. While some of this LLM-based work employs facet

\*Made large contribution.

Authors’ addresses: Marissa Radensky, radensky@cs.washington.edu, University of Washington, USA; Simra Shahid, Adobe, India; Raymond Fok, University of Washington, USA; Pao Siangliulue, Allen Institute for AI, USA; Tom Hope<sup>†</sup>, tomh@allenai.org; Daniel S. Weld<sup>†</sup>, danw@allenai.org, Allen Institute for AI, USA

<sup>†</sup> Equal Advisors.

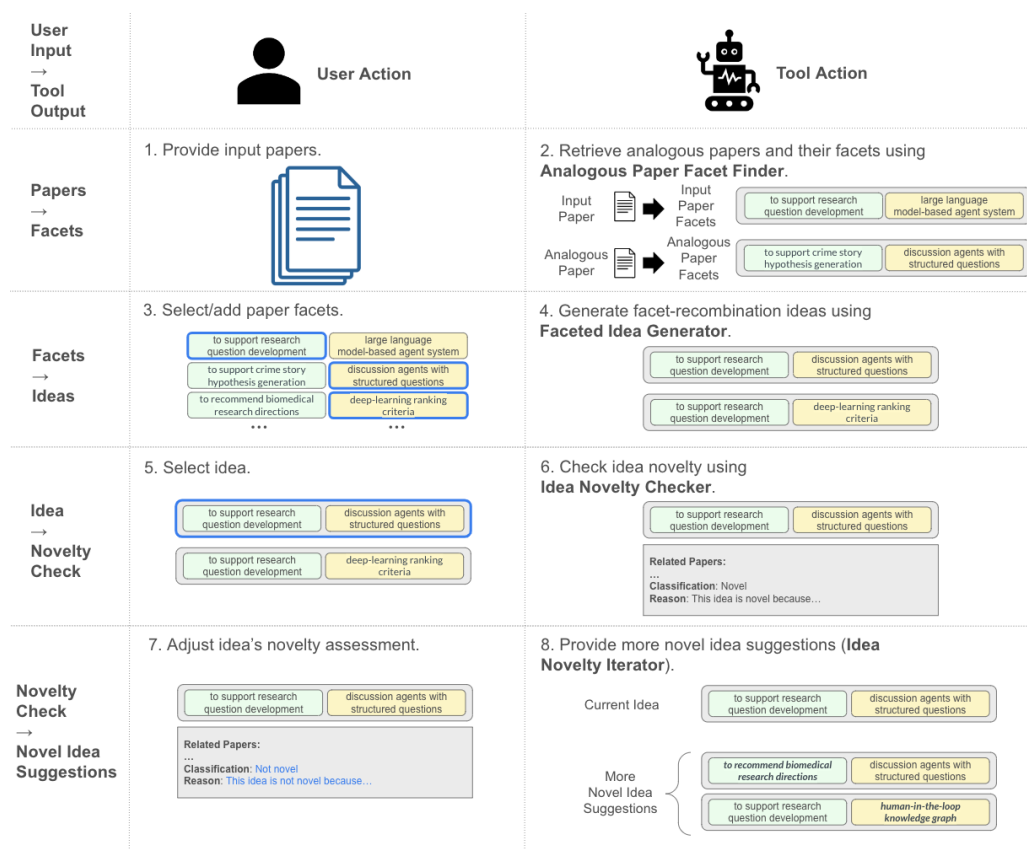


Fig. 1. The SCIDEATOR workflow. 1) The interaction starts with the user providing a set of input papers that they would like to use as a starting point for ideation. 2) The tool responds by retrieving analogous papers to the input papers and extracting facets from the input and analogous papers. These facets are purpose, mechanism, and evaluation. (We exclude evaluation facets above for clarity, as the main logic of the tool is based on the other facets.) 3) The user then selects paper facets as well as adds their own facets for which they want to generate ideas. 4) The tool recombines these selected facets into ideas with one purpose and one mechanism. If the user did not select any facets of a certain type, the tool selects one for them. 5) The user selects an idea to assess for novelty. 6) The tool classifies the idea as "novel" or "not novel" and provides a short reason as to why. 7) The user reviews the novelty classification and adjusts it if they disagree. 8) If the idea is determined to be "not novel," the tool provides suggestions for more novel ideas that replace one of the initial idea's facets.

recombination [6, 43], it fails to account for scientific ideation's important requirements— that ideas be grounded in the literature and novel relative to prior work. Yet other work applies LLMs to scientific ideation without reasoning about analogous facets [28]; one problem noted by their participants was the generation of potentially unoriginal ideas. In contrast, our approach to ideation provides two mechanisms to increase the originality of candidate scientific ideas: 1) facet recombination and 2) explicit novelty assessment.

In this work, we present SCIDEATOR, an LLM-powered tool for scientific ideation that extracts *facets* (purpose, mechanism, and evaluation) from existing papers and helps recombine them in novel research ideas, carefully checking the literature to avoid overlap with prior work. As in prior work, the purpose facet describes the problem being addressed by the paper, while the mechanism facet describes the paper's proposed solution to the problem [4, 21, 36]. We also

include an evaluation facet, which describes the method to determine if the mechanism successfully addressed the purpose. For a given input paper, an analogous paper may utilize a similar purpose but distant mechanism, or a similar mechanism but distant purpose. Innovation may also come from using a different type of evaluation.

SCIDEATOR takes research papers as input and identifies analogous papers. It then extracts the key facets from the input and analogous papers. Next, the scientist works with the tool to select facets to combine in potentially novel research ideas. SCIDEATOR then scours the scholarly literature to assess the novelty of the proposed ideas and provides suggestions for how to improve ideas deemed not novel. To build SCIDEATOR’s novelty checker, we make several contributions. We annotate a small set of previously generated ideas with novelty labels and short “reviews” explaining the novelty decision, and we use these reviews as in-context examples for an LLM. We retrieve papers similar to each generated idea, and the LLM then reasons about the novelty of the idea vis-a-vis retrieved related work, providing a crisp explanation to the user.

We investigate how SCIDEATOR impacts scientific ideation through a within-subjects user study with 19 computer-science researchers. Participants generated research ideas twice, once with SCIDEATOR and once with a strong baseline combining a scientific search engine with LLM interaction. Our results show that participants found more ideas that they thought were novel and interesting using SCIDEATOR; after removing an outlier, this improvement is statistically significant (Section 5.1.1).

Furthermore, for the same collection of papers relevant to an idea, our idea novelty checker module improves agreement with human novelty ratings by more than 10x in comparison to a recent approach for LLM-based novelty ratings [30], and leads to approximately 13% higher agreement than another recent approach [41]. We also conduct analysis on different design choices around training LLMs to assess novelty. For example, we show that our approach of manually annotating generated ideas with novelty labels and concise reviews leads to better outcomes than other approaches that involve only literature retrieval, use peer-review data from OpenReview [35], or approaches that use LLM “prompt optimizers” [23, 50]. In Appendix C, we demonstrate the different ways LLMs interpret novelty, and how the subtle changes in prompt design can significantly impact its performance.

Through interaction logs, we observe interesting ideation patterns from participants using SCIDEATOR. For one, we find that participants spend twice as much time interacting with saved ideas and associated facets as they do unsaved ideas and associated facets. In addition, junior researchers interacted longer with ideas (and associated facets) that they rated as exciting, whereas senior researchers interacted more with unfamiliar ideas. Although all participants were more reluctant to utilize facets that were categorized as distant from their input paper, junior researchers were more willing to save ideas that included more distant facets.

In summary, we make the following contributions:

- SCIDEATOR, a novel LLM-powered tool for scientific ideation that
  - identifies and recombines analogous research-paper facets into potentially novel research ideas and
  - uses in-context learning with examples of ideas annotated for novelty to automatically generate a novelty evaluation of candidate ideas, allowing users to iteratively improve idea novelty when needed.
- A within-subjects user study (N=19) demonstrating that SCIDEATOR, compared to a baseline of access to the same LLM and a scientific literature search engine, leads to significantly more ideas that participants find novel and interesting (Section 5.1.1 and Figure 9).
- An analysis of common patterns of ideation while using SCIDEATOR shows that participants interacted with saved ideas and associated facets two times more than unsaved ideas (Section 5.4 and Figure 18). In addition,

juniors had more interactions with ideas they were excited about and had thought of before the study, while seniors engaged more with unfamiliar ideas and showed less variation in the number of interactions for different levels of excitement for an idea (Figure 19). Juniors were also more willing to save ideas with facets more distant from their input paper, though all participants were more reluctant to use distant facets (Section 5.4.1 and Figure 17).

## 2 RELATED WORK

### 2.1 Divergent versus Convergent Thinking

In ideation, there are two main stages of thinking: divergent and convergent [8, 39]. While engaging in divergent thinking, the ideator is not worried about generating the most high-quality ideas. Instead, they aim to produce as many ideas as possible in an effort to leave no stone unturned in considering potential solutions to their problem. At this stage of the ideation process, avoiding fixation on familiar concepts is important [11, 37]. Otherwise, the ideator may miss strong candidate ideas simply because they utilize more distant concepts. In contrast, while engaging in convergent thinking, the ideator concentrates on narrowing down their ideas and determining which ideas to pursue. In this work, we focus on divergent thinking. In scientific ideation, this equates to gathering inspiration from many sources and coming up with several potential research ideas. Our tool SCIDEATOR also supports evaluating ideas for novelty. While idea evaluation is generally aligned with convergent thinking, we utilize this evaluation to help users consider even more ideas when there are not enough existing novel candidate ideas.

### 2.2 Concept Combination and Analogy

Concept combination and analogy are key methods for creating ideas [15, 22, 46]. Often, concept combination refers to the fusing of two concepts into a new emergent concept. In the rest of this paper, we use the phrase “concept combination” more broadly to refer to the use of multiple concepts in creating a new idea. Related work has investigated how concept combination may be used in LLM-powered tools for ideation. Through CreativeConnect, users can recombine keywords to generate a graphic sketch [6], and through Luminare, users can recombine values of various dimensions to generate diverse LLM responses [43]. Prior works have explored combining facets from an input artifact and analogous artifact in order to produce a new idea [5, 42]. We build upon these works by developing and evaluating a tool that supports exploration of a scientific idea space grounded in the literature.

Of particular note to scientific ideation is a line of work that describes ideas in terms of two facets: the purpose (i.e., the problem) and the mechanism (i.e., the proposed solution to the problem). Hope et al. found that this faceted idea framework helps identify useful analogies for ideation [16]. If two ideas have similar purposes, then the mechanism of one idea may apply well to the purpose of the other idea. Similarly, if two ideas have similar mechanisms, then the purpose of one may combine well with the mechanism of the other. Subsequently, the framework has been shown to facilitate the creation of analogies between product ideas [16, 18], biological and design ideas [20], research papers [4, 21], and research-paper authors [36]. Utilizing this faceted framework, our mixed-initiative tool not only presents research-paper facets to recombine but also supports rapid exploration of the design space of potential facet recombinations and associated ideas using the power of LLMs.

## 2.3 Human-AI Scientific Ideation

Several prior works have looked into automating scientific ideation [1, 25, 48], but automatic methods are currently insufficient for formulating novel, impactful research ideas [17, 48]. In response, many works have studied the benefits of human-AI collaboration on scientific ideation [13, 49]. A number of studies have demonstrated that scientists and AI are able to work together to identify inspirational analogies between two scientific papers or paper authors [4, 21, 36]. With the rapid advancement of LLMs, recent work has started introducing LLM-powered scientific ideation tools. The tool SeeChat X Ideas takes a problem and scientific areas as input and returns a detailed research idea with citations and an associated literature review [14]. Liu et al.’s CoQuest helps scientists generate potential research questions in a depth-first or breadth-first manner, with open-ended textual feedback to the system and a paper graph visualizer that surfaces papers relevant to a generated research question [28]. In an effort to help scientists generate more novel and relevant ideas, we build on this prior work with a tool that proposes ideas grounded directly in recombinations of relevant paper facets and supports users in evaluating and improving an idea’s novelty.

*2.3.1 Research Idea Novelty Evaluation.* Dean et al. determined novelty, relevance, feasibility, and specificity as the most prominent metrics to constitute a “good” idea [10]. We focus on the aspect of novelty that they referred to as originality, which is defined as “the degree to which the idea is not only rare but is also ingenious, imaginative, or surprising.” There has been an increase in work on automatic evaluation of research idea novelty [29, 30, 48]. Meanwhile, Nigam et al. introduced Acceleron, a mixed-initiative, LLM-powered tool that uses an agent-based architecture with distinct personas to assess the novelty of a research proposal relative to similar papers [33, 34]. However, Acceleron’s evaluation only involved three researchers. Related work has also emerged regarding automatic paper reviews, which often involve assessing the paper’s novelty [9, 26]. Sun et al. presented an LLM-powered tool to support novice peer reviewers, which included in-situ knowledge support for novelty evaluation [44]. We build on these works with an evaluation of the mixed-initiative use of SCIDEATOR’s idea novelty checker.

## 3 SYSTEM

### 3.1 Design Goals

We developed SCIDEATOR with two design goals in mind.

- **DG1:** Help scientists to generate potential research ideas that are relevant to them.
- **DG2:** Help scientists to generate potential research ideas that are novel.

Scientists want to work on research ideas relevant to their interests. To address **DG1**, our system retrieves facets relevant to the user’s input papers that can be mixed and matched to the user’s liking in order to form research ideas. The user can also add their own facets. In addition, to enhance the expressiveness of the faceted idea framework consisting of purpose and mechanism facets, we introduce the facet of evaluation, or the method to determine whether or not the proposed solution solves the problem.

Scientists want to work on research ideas that are novel in order to make meaningful contributions to the scientific community. To address **DG2**, we include features to address functional fixedness and fixation [11, 37]. Prior work illustrates how humans are predisposed to thinking about a problem in only one manner – the first manner to which they were exposed. When attempting to brainstorm solutions for a problem, humans are impeded by this predisposition. SCIDEATOR generates facets of varying distance from its input papers in order to encourage exploration of facets outside the user’s filter bubble, and the user can view the scope of facets utilized thus far to encourage more diverse exploration.

(a)

Select facets to generate new ideas. Click a facet to filter the generated ideas below.

Purpose <span>Used</span>	Mechanism <span>Used</span>	Evaluation <span>Used</span>
<input type="checkbox"/> to support research question development (input) ?	<input type="checkbox"/> large language model-based agent system (input) ?	<input type="checkbox"/> controlled experiment with researchers (input) ?
<input type="checkbox"/> to enhance scientific experimentation (near) ?	<input type="checkbox"/> large language models in experimentation (near) ?	<input type="checkbox"/> observations and evaluations (near) ?
<input type="checkbox"/> to accelerate research ideation (near) ?	<input type="checkbox"/> agent-based interactive system (near) ?	<input type="checkbox"/> end-user evaluations (near) ?
<input type="checkbox"/> to enhance ai story generation ?	<input type="checkbox"/> multi-agent communication ?	<input type="checkbox"/> extended manual assessments (near) ?
<input type="text" value="Enter your own purpose"/>	<input type="text" value="Enter your own mechanism"/>	<input type="text" value="Enter your own evaluation"/>
<a href="#">Add</a>	<a href="#">Add</a>	<a href="#">Add</a>
<input type="text" value="Leave blank to generate any new facets, or enter query (up to 5 words) for specific new facets."/>		
<a href="#">Generate More Facets</a>		
<a href="#">Generate New Ideas</a>		

(b)

Explore your ideas. Click an idea's magnifying glass to evaluate it for novelty. Save ideas that you think are both novel and interesting to think about further.

Using a **large language model-based agent system** to enhance domain-specific data annotation in the context of developing research questions. The system will leverage active learning to iteratively present the most informative research questions to users, allowing them to refine and annotate these questions with expert insights. This iterative feedback loop will not only improve the quality of research questions but also foster deeper engagement and creativity. The effectiveness of this approach will be assessed through a **controlled experiment with researchers**, examining both the quality and quantity of generated research questions and user satisfaction. [Collapse](#)

[Q](#) Employing **transfer and active learning strategies** to support research question development. This approach will use pre... [Expand](#)

[Q](#) Utilize a **large language model-based agent system** to identify genetic biomarkers in cancer subtypes. The L... [Expand](#)

[Q](#) Employ **knowledge graph-based recommendation algorithms** to support research question development. By levera... [Expand](#)

[Q](#) In future work, a **large language model-based agent system** could be developed to enhance scientific experimentation. Th... [Expand](#)

[Q](#) Future research could explore using **ai-human collaboration** to support research question development. By creating a col... [Expand](#)

[Q](#) Develop a **large language model-based agent system** to enhance user experience in research question development by incor... [Expand](#)

[Q](#) Apply **user-centered design and design thinking methodologies** to the development of a large language model-based agent system aimed [Expand](#)

0/1000 characters

[Add](#)

Fig. 2. SCIDEATOR's main page. a) Users can select, add, and generate more facets to recombine. b) Users can explore their generated ideas, manually add their own, and evaluate an idea for novelty by clicking its search icon.

The system also creates analogies that map the purpose and mechanism of one research paper’s idea to the purpose and mechanism of another paper’s idea; these analogies are then used to suggest relevant yet novel combinations of a purpose from one paper and a mechanism from another paper. An important challenge in finding novel ideas is to determine whether a given idea is novel compared to a vast pool of existing literature. Our tool includes features for 1) evaluating an idea for novelty relative to prior work and 2) finding more novel but still relevant ideas.

### 3.2 Workflow and Implementation

Figure 1 provides an overview of the SCIDEATOR workflow. The frontend of SCIDEATOR was developed using React and TypeScript, and the backend with Python.

**3.2.1 Papers → Facets. FRONTEND.** When a user first opens SCIDEATOR (Figure 2), they see a start page where they enter a set of paper IDs that they would like to use as a starting point for an ideation session. The tool then presents paper facets (Figure 2a) and initial ideas (Figure 2b). The facets are the purpose, mechanism, and evaluation extracted from each of the input papers as well as retrieved analogous papers. The purpose facet describes the problem being addressed by the paper, the mechanism facet describes the paper’s proposed solution to the problem, and the evaluation facet describes the paper’s method to determine if the proposed solution actually solves the problem. The user can peruse the facets, which are organized in three columns, one for each facet type. To understand why some facets seem more distant from their input than others, the user can also see if a facet is from their own input (e.g., input paper, manually-added facet), a near analogous paper, or a far analogous paper. The initial facets are ordered by distance, from input to far. If the user is unsure of the meaning of a particular facet, they can hover over the facet’s associated question mark to see its description. They can also delete a facet in which they are not interested if the facet is not currently being used by an idea and there are at least two facets left in its column. By clicking a facet’s text, the user can filter for relevant ideas below. If the user wants to see which facets in a particular column are currently used in an idea below, they can click the "Used" filter button above the column.

If the user wants to add their own facet, they can do so by typing it in the text box under the relevant facet column and clicking "Add." Furthermore, the user can use the "generate more facets" button in two manners. If they want more facets related to a specific query, they can provide the query before clicking the button. If they leave the query blank, they will receive more analogous facets of the tool’s choosing. When facets are added, they are appended to the bottom of their respective columns.

**BACKEND.** SCIDEATOR employs our **Analogous Paper Facet Finder** module at this step (Figure 3).<sup>1</sup> First, information for each input paper is retrieved from the Semantic Scholar Academic Graph API [24] using its Semantic Scholar paper corpus ID (input by the user) and the API call for details about a paper.<sup>2</sup> We also use the Semantic Scholar Recommendations API call for recommended papers for a single positive paper to retrieve four relevant papers to the input paper– the top-ranked two papers from the "all-cs" corpus and the same from the "recent" corpus.<sup>3</sup> We use both corpora to ensure a balance of generally relevant and newly relevant papers. We refer to these retrieved papers as being **near-1** to the input paper. We instruct the LLM gpt-4o-2024-05-13, set to a temperature of zero, to determine the key facets (purpose, mechanism, and evaluation) of the input and near-1 papers based on their titles and abstracts. (This LLM and temperature are always the ones in use unless noted otherwise, and whenever we mention using a paper, we are referring to its title and abstract.) The LLM is prompted to write the facets as short phrases of no more than seven

<sup>1</sup>The prompts to the LLM for the Analogous Facet Finder module may be found in Appendix E.

<sup>2</sup>[https://api.semanticscholar.org/api-docs/graph#tag/Paper-Data/operation/get\\_graph\\_get\\_paper](https://api.semanticscholar.org/api-docs/graph#tag/Paper-Data/operation/get_graph_get_paper)

<sup>3</sup>[https://api.semanticscholar.org/api-docs/recommendations#tag/Paper-Recommendations/operation/get\\_papers\\_for\\_paper](https://api.semanticscholar.org/api-docs/recommendations#tag/Paper-Recommendations/operation/get_papers_for_paper)

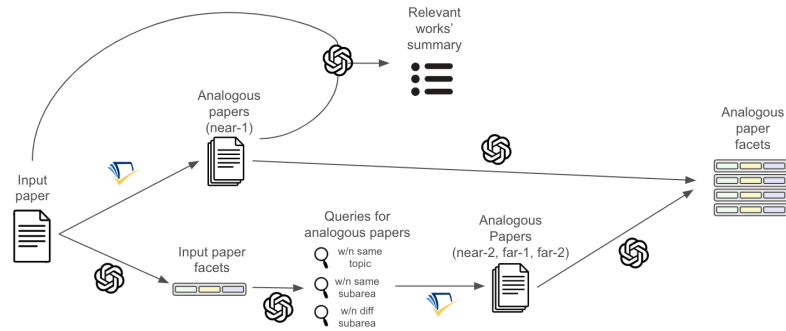


Fig. 3. The **Analogous Paper Facet Finder** module. For one input paper, SCIDEATOR uses Semantic Scholar’s API to retrieve similar papers that will act as analogous papers (near-1). It uses the input and near-1 papers to create a summary of relevant works to the input paper. Next, the tool extracts key facets from the input paper. The LLM then uses the input paper’s purpose and mechanism facets to determine three queries for papers with an analogous purpose and mechanism. The queries are for analogous papers with varying distances from the input paper: same topic (near-2), same subarea (far-1), and different subarea (far-2). Those queries are fed to the Semantic Scholar API to retrieve analogous papers. Finally, the facets of all the analogous papers are extracted by the LLM.

words. SCIDEATOR uses the input and near-1 papers to create a summary of relevant works. This summarization step is inspired by CoQuest’s “search and summarize” action for coming up with research questions [28].

Next, for each input paper, we ask the LLM to come up with three analogies between the purpose and mechanism of the input paper and another purpose and mechanism. More specifically, we request one analogy that uses a purpose and mechanism from the *same topic* within computer science research (**near-2**), one analogy that uses a purpose and mechanism from the *same subarea* (**far-1**), and one that uses a purpose and mechanism from a *different subarea* (**far-2**). We also prompt the LLM to provide a query to find papers relevant to each analogous purpose and mechanism set. We then use the Semantic Scholar API call for paper relevance search<sup>4</sup> to retrieve the top four relevant papers to each query, two from the “all-cs” corpus and two from the “recent” corpus. For each retrieved paper, the LLM is once again employed to determine its key facets.<sup>5</sup>

To generate more facets *without* a user-provided query, the tool retrieves 16 more papers per input paper, four from each distance category, in the same manner as at the start of the tool’s use. Thus, four more analogous paper sets are created. The near-2, far-1, and far-2 papers come from new analogies generated by the LLM. To generate more facets *with* a user-provided query, the tool retrieves four papers relevant to the query in the same manner that it retrieves papers relevant to an analogous-paper query. In this case, one more analogous paper set is created. In the same manner as before, the LLM is prompted to determine the key facets from each of the gathered papers. Also, if the user manually adds their own idea, the LLM is prompted to determine its facets based on the idea text.

**3.2.2 Facets → Ideas. FRONTEND.** Once the user has gotten a sense of the facets available, they can select facets with which they want to generate ideas and then click the “Generate New Ideas” button (Figure 2a). The user can select as many facets as they want in each column. For a given facet column, if the user does not select any facets, the tool will

<sup>4</sup>[https://api.semanticscholar.org/api-docs/graph#tag/Paper-Data/operation/get\\_graph\\_paper\\_relevance\\_search](https://api.semanticscholar.org/api-docs/graph#tag/Paper-Data/operation/get_graph_paper_relevance_search)

<sup>5</sup>To confirm reasonable consistency in facet distance, the first and second author annotated previously unseen purposes and mechanisms generated by the model for three papers. Both annotators classified the majority of near purposes, near mechanisms, far purposes, and far mechanisms the same as the model. One annotator demonstrated substantial agreement (Cohen’s Kappa = 0.61) and the other demonstrated moderate agreement (Cohen’s Kappa = 0.53) with the tool’s classifications.



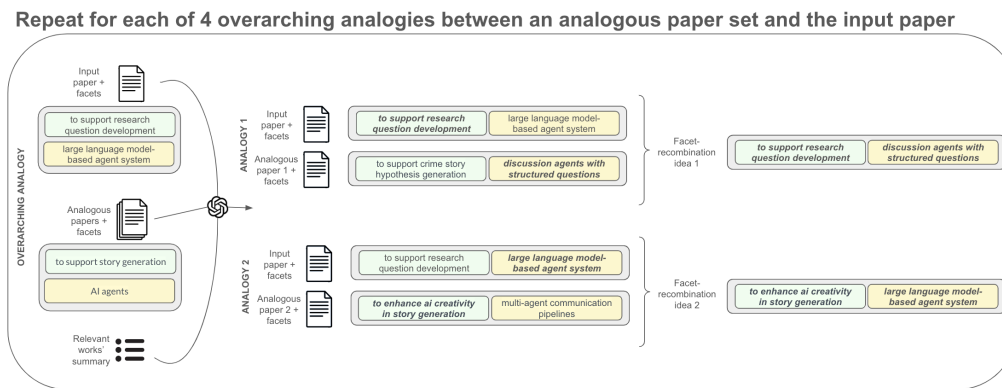


Fig. 4. The **Faceted Idea Generator** module implementing the **initial** method for idea generation (see Table 1 for a description of the variations on this method). For a given input paper, the module takes multiple inputs from the Analogous Paper Facet Finder module: the input paper and its facets, four analogous paper sets and their facets, and the relevant works' summary. For each analogous paper set, the LLM generates two analogies and corresponding research ideas: one idea combines an input paper purpose and an analogous paper mechanism, and one idea does the opposite. The relevant works' summary provides the LLM context for what has already been covered in prior research.

select facets for them when generating ideas based on the logic described in the backend section below. Otherwise, each generated idea will use one of the selected facets. Also, for the first two facets selected in the purpose and mechanism columns, the tool stars two facet suggestions in the other columns without selected facets.

As the user explores their generated ideas (Figure 2b), they can save them with the bookmark button or delete them with the trash button. They can get information on which facets were used in an idea in two manners. For one, they can check the color-coded highlighting of the facets within the idea. For additional information on the facets used, they can click the idea box and the facets above will be filtered to show only the three used in the idea. If the user wants to add their own idea, they can do so in the bottom-most idea box, and the tool determines the idea's facets for them.

**BACKEND.** SCIDEATOR employs our **Faceted Idea Generator** module at this step (Figure 4).<sup>6</sup> The module is first used to create eight ideas per input paper using our **Initial** idea generation method. Per input paper, this module takes multiple inputs from the Analogous Paper Facet Finder module: the input paper and its facets, four sets of analogous papers and their facets, and the relevant works' summary. The LLM is instructed to differentiate its ideas from the existing work described in the relevant works' summary. Also, it is prompted to generate two analogies and corresponding ideas per analogous paper set. The two analogies are between the input paper's purpose and mechanism and an analogous paper's purpose and mechanism. The LLM converts one analogy into an idea combining the input paper's purpose and the analogous paper's mechanism. It converts the other analogy into an idea combining the input paper's mechanism and the analogous paper's purpose. Each idea's evaluation facet, selected by the LLM, is the evaluation facet either from the purpose's associated paper or the mechanism's associated paper. This whole process is repeated for each of the four paper sets analogous to the given input paper. These four sets are for near-1, near-2, far-1, and far-2 distance. For each generated idea, we also prompt the LLM to highlight the spans related to each facet in the corresponding color (green for purpose, yellow for mechanism, and purple for evaluation).

<sup>6</sup>The prompts to the LLM for the Faceted Idea Generator module may be found in Appendix F.

Method	Selected facet(s)	Input	Output ideas <purpose, mechanism, evaluation>
Initial	None	<ul style="list-style-type: none"> <li>Relevant papers' LLM summary</li> <li>Input papers with facets</li> <li>Analogous papers with facets</li> </ul>	<ul style="list-style-type: none"> <li>&lt;input, analogous, either&gt;</li> <li>&lt;analogous, input, either&gt;</li> </ul>
No-P-no-M	No purpose No mechanism Optional evaluation	<ul style="list-style-type: none"> <li>[Same inputs as the Initial method]</li> <li>Selected evaluation facet(s)</li> </ul>	<ul style="list-style-type: none"> <li>&lt;input, analogous, * &gt;</li> <li>&lt;analogous, input, * &gt;</li> </ul>
P-or-M	Only purpose(s) or mechanism(s) Optional evaluation	<ul style="list-style-type: none"> <li>[Same inputs as the Initial method]</li> <li>Selected purpose or mechanism facet(s)</li> <li>Selected evaluation facet(s)</li> </ul>	<p><i>Selected P/M facet's distance <math>\leq</math> near-1</i></p> <ul style="list-style-type: none"> <li>&lt;selected, far-analogous, * &gt; or &lt;far-analogous, selected, * &gt;</li> </ul> <p><i>Selected P/M facet's distance <math>&gt;</math> near -1</i></p> <ul style="list-style-type: none"> <li>&lt;selected, near-analogous, * &gt; or &lt;near-analogous, selected, * &gt;</li> </ul>
P-and-M	Both purpose(s) and mechanism(s) Optional evaluation	<ul style="list-style-type: none"> <li>[Same inputs as the Initial method]</li> <li>Selected purpose facet(s)</li> <li>Selected mechanism facet(s)</li> <li>Selected evaluation facet(s)</li> </ul>	<ul style="list-style-type: none"> <li>&lt;selected, selected, * &gt;</li> </ul>

Table 1. Faceted idea generation methods. \* = one of the selected evaluation facets or an evaluation facet associated with a selected facet. far-analogous = facet with distance greater than near-1. near-analogous = facet with distance less than or equal to near-1.

To generate more ideas, the tool first determines if the user selected any purposes or mechanisms (Table 1). If the user did not select any purposes or mechanisms (**No-P-no-M**), the tool repeats the Initial method, choosing a random four of its analogous paper sets to generate ideas. The only difference from generating the initial ideas is that, if at least one evaluation is selected, the tool is prompted to include one of the selected evaluations in each idea. If the user selected at least one purpose but no mechanism or vice versa (**P-or-M**), the tool determines if the first selected purpose or mechanism that it sees is an input, near-1, near-2, far-1, or far-2 facet. If it is an input or near-1 facet, the tool proceeds with the No-P-no-M method except that the ideas combine any selected purpose or mechanism with a mechanism or purpose of a distance greater than near-1. If the first selected purpose or mechanism that the tool sees is more distant than near-1, the tool proceeds with the No-P-no-M method except that the ideas combine any selected purpose or mechanism with a mechanism or purpose of a distance less than or equal to near-1. We note that, for No-P-no-M and P-or-M, tool-generated facets (i.e., facets not added manually by the user) are prioritized to be included in ideas because they have paper context to provide to the LLM. If at least one purpose and at least one mechanism is selected (**P-and-M**), the tool generates ideas that combine one of the selected purposes, one of the selected mechanisms, and one of the selected evaluations (or one of the evaluations associated with a selected purpose or mechanism). For this P-and-M method, the tool generates a different number of ideas depending upon how many facets are selected. If more than two facets are selected from any facet column, then it generates eight ideas, but if this threshold is not met, then the tool generates only two ideas. This is to avoid the nontrivial amount of redundancy that would occur across eight ideas with only a couple options for each facet type.

The suggestions for facets with which to combine a selected facet are generated using a similar process to the P-or-M idea generation method. The main difference is that, instead of generating facet-recombination ideas, the tool stops at generating the facet recombinations themselves. In this module, the LLM's temperature is set to 0.75 to make the responses more varied.

(a) The novelty checker when an idea is classified as “novel”.

**IDEA**  
 Developing a **large language model-based agent system to complement human creativity with AI** in academic research question formulation could lead to more innovative and interdisciplinary research inquiries. The system could present researchers with diverse perspectives and out-of-the-box thinking prompts, fostering a richer brainstorming environment. The effectiveness of this approach can be evaluated using **content analysis of student perspectives**, where students' feedback and the diversity of generated research questions would be analyzed to assess creativity and comprehensiveness.

**FACETS**  
 to complement human creativity with ai (near) ? large language model-based agent system (input) ? content analysis of student perspectives (near) ?

**RELATED PAPERS**

**Paper 0: How AI Processing Delays Foster Creativity: Exploring Research Question Co-Creation with an LLM-based Agent**  
 Y. Liu S. Chen H. Cheng +4 authors Y. Huang • Computer Science • International Conference on Human Factors in Computing Systems • 2023-10-09  
 Developing novel research questions (RQs) often requires extensive literature reviews, especially... [Expand](#)

**Paper 1: Enhancing AI Creativity: A Multi-Agent Approach to Flash Fiction Generation with Small Open-Source Models**  
 A. Wang B. Berwyn J. Zhao R. Li  
 In this work, we explore the potential of multi-agent communication to enhance the creative... [Expand](#)

**Paper 9: The Creative Value of Bad Ideas – A Computational Model of Creative Ideation**  
 R. Sosa J. Gero • Psychology • CAADRIA proceedings  
 This paper analyses two ideation principles: idea accessibility and idea connectivity. Access... [Expand](#)

**NOVELTY EVALUATION**  
 Rating of Idea Compared to Related Papers:  
 novel

**Reason:**  
 The idea is novel because it introduces a large language model-based agent system specifically designed to complement human creativity in academic research question formulation, which is not explicitly addressed in the related papers. For instance, CoQuest [0] focuses on RQ generation but does not emphasize interdisciplinary research inquiries or content analysis of student perspectives. Similarly, other papers like Acceleron [2] and AGATHA [6] explore AI's role in research ideation and hypothesis generation but do not target the specific goal of fostering innovative and interdisciplinary research through diverse perspectives and out-of-the-box thinking prompts.

**NEW IDEA SUGGESTIONS**  
 Get suggestions for updating your idea to be novel compared to all the related papers.  
 No suggestions provided. The idea is judged to be novel compared to relevant papers. If you disagree, change the rating to "not novel", adjust the reason as you please, and refresh the new idea suggestions.

(b) The novelty checker when an idea is re-classified as “not novel” by the user and new idea suggestions are requested.

**IDEA**  
 Incorporate a **deep-learning ranking criteria** into a large language model-based agent system **to support research question development**. This system would generate potential research directions based on historical data and predictively rank them by relevance and novelty. Researchers would then interact with the system, reflecting on and refining these suggestions. The system would be evaluated through an **experimental study with researchers** to assess its effectiveness in improving the quality and creativity of research questions.

**FACETS**  
 to support research question development (input) ? deep-learning ranking criteria (near) ? experimental study with researchers (input) ?

**NOVELTY EVALUATION**  
 Rating of Idea Compared to Related Papers:  
 not novel

**Reason:**  
 The idea is not novel. It is too similar to existing work on research question development.

**NEW IDEA SUGGESTIONS**  
 Get suggestions for updating your idea to be novel compared to all the related papers.

Develop an AI system that leverages **deep learning** to suggest creative solutions to complex problems across various scientific domains. The system would provide creative inputs to researchers, enabling brainstorming sessions where AI-generated ideas are juxtaposed with human insights. Researchers can interactively refine these suggestions, fostering a collaborative environment that enhances creativity. **To complement human creativity with AI**, the system would act as a collaborative partner. The effectiveness of this approach would be validated through an **experimental study with researchers**.

**Removed Facet:** to support research question development (input) ? **Added Facet:** to complement human creativity with ai (near) ?  
[Add to Idea List](#)

Create a **dynamic graph-based AI system** that maps out potential research directions, assigning importance scores based on novelty and relevance. This system would **enable researchers to visualize and explore connections between various research ideas dynamically, aiding in the discovery of novel and impactful research directions**. The agent will be evaluated on **experimental study with researchers**.

**Removed Facet:** deep-learning ranking criteria (near) ? **Added Facet:** dynamic graph with discovery importance (near) ?  
[Add to Idea List](#)

Implement an AI system **to support research question development** and predict future research trends and directions using historical data and **temporal holdout validation**. This system would analyze past research to forecast emerging trends and guide researchers towards future high-potential areas through the application of **deep-learning ranking criteria**.

**Removed Facet:** experimental study with researchers (input) ? **Added Facet:** temporal holdout validation (near) ?  
[Add to Idea List](#)

Fig. 5. SCIDEATOR’s novelty checker.

3.2.3 *Idea* → *Novelty Check*. **FRONTEND**. The user can evaluate an idea for novelty by clicking the search button to the left of the idea. This will lead to a modal where the user can review the idea, its associated facets, and 10 related papers to the idea (Figure 5a). Below the related papers, the user can read the tool’s novelty evaluation of the idea, which consists of a classification of "novel" or "not novel" along with a short reason referencing the related papers. The user can adjust both the rating and reason if they disagree.

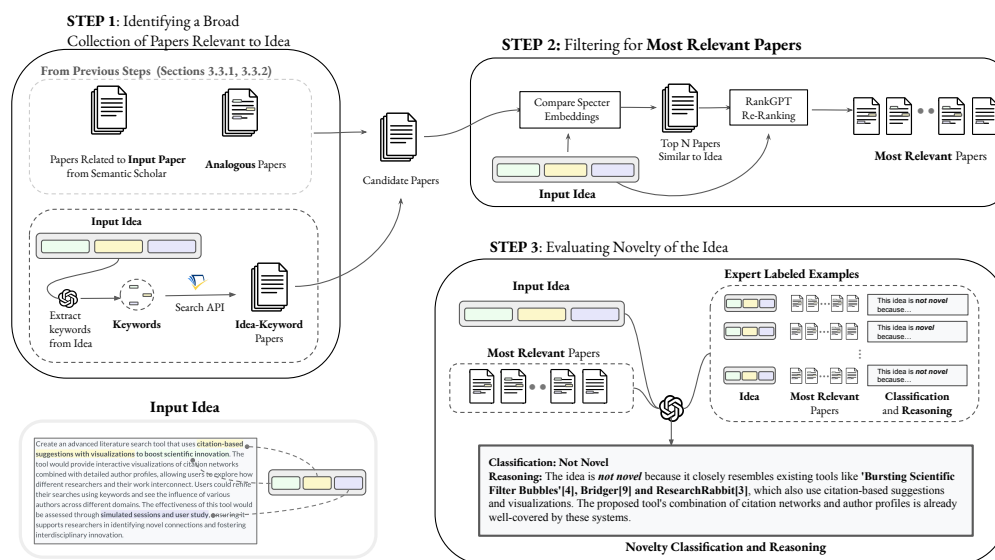


Fig. 6. The **Idea Novelty Checker** module follows a three-step process to evaluate idea novelty. First, it constructs a broad collection of papers relevant to the idea. Second, it filters this collection using embedding-based similarity, followed by an LLM-based re-ranker, RankGPT, to identify the most relevant papers. Finally, it incorporates expert-labeled novel and non-novel examples as in-context examples to guide the LLM in evaluating the idea’s novelty.

**BACKEND**. SCIDEATOR employs our **Idea Novelty Checker** module at this step (Figure 6).<sup>7</sup> The module leverages a customized retrieval-augmented LLM to assess an idea’s novelty by comparing it to a set of retrieved most relevant papers. In the context of scientific literature, novelty evaluation faces several difficult challenges. First, the space of possibly overlapping papers is vast, with hundreds of millions of possible matches. Second, determining the criteria for judging novelty is inherently challenging, since novelty can be subjective and defined in multiple ways.

In order to solve these challenges, the novelty checker follows three key steps. First, it collects a broad collection of papers relevant to the idea. Second, to solve the problem of scale, it leverages prior work using the Semantic Scholar API’s embedding-based paper similarity search [7] followed by an LLM-based re-ranker [45], narrowing down the candidate space to the most relevant papers. Finally, to address the challenge of subjectivity and complexity of evaluating novelty, it incorporates expert-labeled examples of *novel* and *not novel* ideas with reasoning grounded in the collection of most relevant papers. These expert-labeled examples of ‘idea’, ‘most relevant papers’, and ‘reasoning’, are used as in-context examples to guide the LLM to reason about the novelty of an idea from the most relevant papers. For a given idea, the reasoning generated by the novelty checker points to the related papers for similarities and differences, if any,

<sup>7</sup>The prompts to the LLM for the Idea Novelty Checker module may be found in Appendix G.

and makes the novelty evaluation process more transparent for users when using SCIDEATOR (see an example reasoning in Step 3 of Figure 6).

STEP 1: IDENTIFYING A BROAD COLLECTION OF PAPERS RELEVANT TO THE IDEA. To accurately assess the novelty of an idea, it is crucial to compare it against a comprehensive collection of papers that cover the various facets of the idea. Simple retrieval methods often overlook important aspects of an idea [31, 32, 47]. To address this, we use a two-step approach: first, we reuse input and analogous papers that helped generate the idea. Second, we employ a query-based retrieval method, where search queries are generated corresponding to different keywords related to the idea, and queried through the Semantic Scholar Search API [24]. Corresponding to each search query, papers are added to the collection of relevant papers. We prompt the LLM to generate these search queries based on the keywords related to the idea (see Appendix for prompt G.2).

STEP 2: FILTERING FOR MOST RELEVANT PAPERS: To identify the papers most likely to overlap with the candidate idea, we implement a two-stage re-ranking process that combines embedding-based filtering with an LLM-based re-ranking approach. Our re-ranking approach in this part of the system follows standard practices in information retrieval pipelines that use powerful and costly LLMs as re-rankers [12, 45].

First, we employ SPECTER-2 embeddings [7] to compute the semantic similarity between the idea and each paper in our collection of papers from Step 1. We select the top N ( $N=100$ ) papers with the highest cosine similarity between their embeddings and the idea embedding. While this embedding-based ranking efficiently narrows down the collection of papers, it is limited in its capacity to capture deeper and more contextual relationships between different facets of the idea and the papers, in comparison to powerful state-of-art LLMs [38].

To address these limitations, we introduce RankGPT [45], an LLM-based re-ranker, in the second stage to refine the ranking of these top N papers based on their relevance to the idea. RankGPT goes beyond surface-level similarities, using LLMs to re-rank papers by comparing similarities and differences to the idea. In our experiments with 118 ideas, adding the RankGPT step adjusted paper rankings for nearly 80% of the ideas, frequently reshuffling the importance of papers compared to the embedding-based method, SPECTER-2. Notably, in 7 cases, entirely new papers that were previously ranked much lower, were introduced in the top 10 most relevant papers. This adjustment in rank becomes even more significant when we specifically re-rank papers based on the idea’s “purpose” facet. We do this by changing the relevance criterion in the RankGPT prompt, from general relevance to focusing on the main purpose of the idea and papers. Purpose-based re-ranking introduced new papers that had been previously overlooked by the embedding-based similarity method in over half of the ideas (60 cases out of 118 ideas), further highlighting the importance of this second stage of re-ranking.

By combining the top-k ( $k=10$ ) papers from both general relevance and purpose-based relevance rankings, we obtain a balanced set of papers that are aligned both semantically with the idea and with its main purpose. This collection of most relevant papers is used by the novelty checker in the next step to evaluate the idea’s novelty.

STEP 3: EVALUATING NOVELTY OF THE IDEA. In the final step, SCIDEATOR leverages LLMs to assess the novelty of the idea by comparing it to the collection of most relevant papers identified in Step 2. However, determining the novelty of an idea in relation to existing scientific literature is a complex and subjective task. To address this challenge we conducted an expert annotation study to collect examples of novel and not novel ideas with reasoning grounded in the most relevant papers for each idea. These labeled ideas were then used as in-context examples to guide the LLM, helping it to reason about novelty in the same way human experts do. In the following sections, we outline the setup

and findings of our study, including experiments that compare various prompts for assessing the novelty of research ideas. We also examine and compare the prompts used in recently proposed LLM-based idea generation methods.

**Expert-Labeled Examples and Novelty Evaluation.** Assessing the novelty of an idea is inherently subjective and often challenging. To better understand how novelty can be evaluated, we conducted a two-part annotation study involving the first and second authors of the paper, who reviewed the novelty of ideas based on the most relevant papers from (Step 1 and 2).

In the first study, experts evaluated 51 ideas, comprising of 46 ideas generated from SCIDEATOR and 5 ideas adapted from accepted and rejected papers from OpenReview (ICLR 22, NeurIPS 23). The ideas were categorized as novel, moderately novel, or not novel. The experts had high agreement on idea novelty (Cohen’s Kappa = 0.64). A key observation from this study was that experts sometimes relied on their broader domain knowledge, rather than restricting their judgments to the most relevant papers.

Building on this observation, we conducted a second study to minimize the influence of external knowledge. In this study, experts were instructed to base their idea novelty judgments solely on the provided papers, and we simplified the categories to just two: novel and not novel. The experts evaluated 51 ideas: 34 new ones generated by SCIDEATOR and 17 from the previous study for which experts had relied on their broader domain knowledge. By narrowing the focus to relevant papers alone, we observed fewer disagreements<sup>8</sup> and a higher agreement rate (Cohen’s Kappa = 0.68).

As a result of these two studies, we created a dataset of 67 ideas for which the experts reached consensus—39 categorized as novel and 28 as not novel ideas, along with reasoning grounded in the most relevant papers. Please refer to Section A of the Appendix for sample examples.

**Incorporating Expert Annotations to Guide LLM’s Novelty Evaluation.** In addition to the challenges of evaluating novelty, such as subjectivity and complexity, another key challenge is prompt sensitivity. Even minor changes in how prompts are phrased can lead to different outcomes and interpretations, making it important to optimize the prompt design. To address this, we used our expert-annotated dataset of 67 ideas, split into train and test sets (35/32), with a balanced set of novel and not novel ideas. We then compared various strategies, including Zero-Shot, In-Context Examples (using both OpenReview and expert-labeled ideas from the training set), and different prompt optimization strategies such as DSPy[23], TextGRAD[50], and Anthropic’s prompt generator<sup>9</sup>.

In addition to our manually crafted zero-shot prompt, we utilized Anthropic’s prompt generator to further refine it. Using these prompts, we experimented with two in-context example setups:

- (1) OpenReview Examples: We extracted reviews from ICLR and NeurIPS submissions using the OpenReview API[35], which contain *strengths*, *presentation*, *limitations*, *soundness*, *weaknesses*, *questions*, *confidence*, *contribution*, *summary*, and *rating*. Since OpenReview abstract submissions contain detailed descriptions of experiments and methodologies that differ from our expert-labeled examples, we adapted the style of these submissions to match our training data. After rigorous filtering, we gathered 8,156 submissions where reviews included details about the novelty of the paper. Since the reviews typically discuss the entire paper, not just the core idea, we manually identified reviews that specifically evaluate the main idea. From these, we collected approximately 20 examples and randomly sampled idea and review pairs as in-context examples.

<sup>8</sup>Of the 8 instances of disagreement, in 4 cases, either of the two experts missed details from the paper, and in 2 cases, the experts differed in their perception of subtle contributions to novelty. For the other 2 cases, no specific comments were provided.

<sup>9</sup><https://docs.anthropic.com/en/docs/build-with-claude/prompt-engineering/prompt-generator>

- (2) **Expert-Labeled Examples:** In the second setup, we used the expert-labeled data in the training set as in-context examples. We experimented with different numbers of in-context examples of idea and related papers pairs along with their novelty class and review.

DSPy and TextGRAD are prompt optimization techniques that learn from training and testing examples and optimize the prompt. For this, we used our train/test split from the expert-labeled dataset. Please refer to Section D of the Appendix for details about experimental setup for all these approaches.

Models	Accuracy	Precision	Recall	F1
<b>Zero Shot Setting</b>				
Zero Shot	0.68	0.76	0.64	0.65
+ improved prompt using Anthropic prompt generator	0.68	0.70	0.64	0.64
<b>Prompt Optimizers</b>				
<b>DSPy</b>				
- with idea, most relevant papers, class	0.68	0.83	0.62	0.58
- with idea, most relevant papers, class, reasoning	0.66	0.82	0.58	0.52
<b>TextGRAD</b>				
- with idea, most relevant papers, class	0.78	0.76	0.76	0.76
<b>In-context Setting</b>				
<b>Open-Review Examples</b>				
- with idea & review (i.e., reasoning)	0.59	0.55	0.51	0.43
<b>Expert Labeled Examples</b>				
- with idea, reasoning	0.75	0.76	0.77	0.75
- with idea, most relevant papers, class	0.78	0.77	0.76	0.77
- with idea, most relevant papers, class, reasoning	<u>0.81</u>	<u>0.84</u>	<u>0.78</u>	<u>0.79</u>

Table 2. Our Experimental Results using gpt-4o.

*Results:* We observed that using our expert-annotated data as in-context examples significantly improved accuracy compared to both the Zero-Shot settings, DSPY, TextGRAD and the OpenReview in-context example setup (Table 2).<sup>10</sup> As the reviews in OpenReview do not contain references to papers, we tested our expert-labeled examples with and without relevant papers for fair comparison. Even when we excluded relevant papers from our expert-labeled examples, our approach still outperformed the setting with OpenReview in-context examples.

We also experimented with TextGrad and two setups for DSPY, with and without reasoning. Our approach with expert labels consistently outperformed the prompts generated by these prompt optimizing approaches. TextGRAD could not improve from its starting system prompt, but did offer some interesting insights into LLM’s prompt sensitivity. Notably, prompts that were concise and specifically discussed how to compare papers for evaluating novelty led to significantly higher accuracy. In contrast, prompts with extra details, such as publication dates or identifying the evolution of a research problem, resulted in decreased performance. These findings highlight that even subtle differences in prompt wording can dramatically impact performance, underscoring the importance of careful prompt design in LLM-based novelty evaluation. For a detailed analysis of these patterns and insights into optimizing prompts for idea novelty evaluation, we encourage readers to explore Appendix C.

**Comparison with Baselines:** We also compared our best performing in-context setup with the AI Scientist’s [30] idea novelty reviewer (different from its paper reviewer) and AI Researcher’s [41] on the same test set of ideas (Table

<sup>10</sup>We used the model “gpt-4o” during the months of August and September 2024.

3). Since both setups require a different style of input idea, we adapted the ideas to match the requirements of each system (see details in Appendix D). We compare **only the prompts to assess novelty** of these two approaches with SCIDEATOR, rather than the entire system, because the test set containing the novelty judgements were based on a fixed set of the 10 most relevant papers for each idea. Since different retrieval methods could introduce new papers, we standardize the most relevant papers to ensure a fair comparison of the prompts alone.

Our approach achieved over **10 times more agreement with expert-labeled examples** compared to AI Scientist, and **approximately 13% higher agreement** than AI Researcher, further validating the effectiveness of our novelty checker. It is important to note that AI Scientist defaults to "not novel" when it fails to reach a conclusion in novelty evaluation (18 out of 32 times), which may have impacted its agreement rates. More context about this can be found in Appendix D. We also present some qualitative examples in Section B of the Appendix, showcasing how these approaches evaluate the novelty of an idea.

Models	Accuracy	Precision	Recall	F1	Cohen Kappa
<b>AI Scientist</b> [30]	0.47	0.55	0.53	0.44	0.05
<b>AI Researcher</b> [41]					
- GPT-4o	0.78	0.81	0.74	0.75	0.52
- CLAUDE-3-5-SONNET	0.56	0.63	0.61	0.56	0.19
<b>SCIDEATOR (Ours)</b>	<u>0.81</u>	<u>0.84</u>	<u>0.78</u>	<u>0.79</u>	<u>0.59</u>

Table 3. Comparison with Baselines. Given a common collection of most relevant papers for an idea, we compare the novelty evaluation prompts of **SCIDEATOR**, **AI Scientist** [30] and **AI Researcher** [41].

Based on these findings, the novelty checker in SCIDEATOR incorporates expert-annotated examples that include the idea, related papers, reasoning, and novelty class (see Appendix G). This Idea Novelty Checker module forms the foundation for the next step, where SCIDEATOR enables users to view suggestions to improve an idea’s novelty.

**3.2.4 Novelty Check → Novel Idea Suggestions. FRONTEND.** If the tool determines that an idea is not novel, or if the user adjusts an idea’s classification to "not novel" and refreshes the "New Idea Suggestions" section (Figure 5b), the tool presents the user with three new idea suggestions. Each suggestion replaces a different facet in the original idea in an effort to make the idea more novel relative to the related papers. If the user likes one of these suggestions, they can add it to their idea list.

**BACKEND.** SCIDEATOR employs its **Idea Novelty Iterator** module at this step (Figure 7).<sup>11</sup> The module is used to modify an idea in order to produce a more novel one. The module provides the LLM with an idea, reason for its “not novel” classification, the related papers from which a more novel idea should differentiate, and all the facets available to add to the idea. The LLM is instructed to come up with three more novel idea suggestions such that each suggestion replaces a different facet in the initial idea with another facet of the same type (e.g., purpose). For increased variance in responses, we use a temperature of 0.75 in this module.

## 4 METHODS

### 4.1 Research Questions

- **RQ1:** Which tool leads to more saved ideas?

<sup>11</sup>The prompts to the LLM for the Idea Novelty Iterator module may be found in Appendix H.



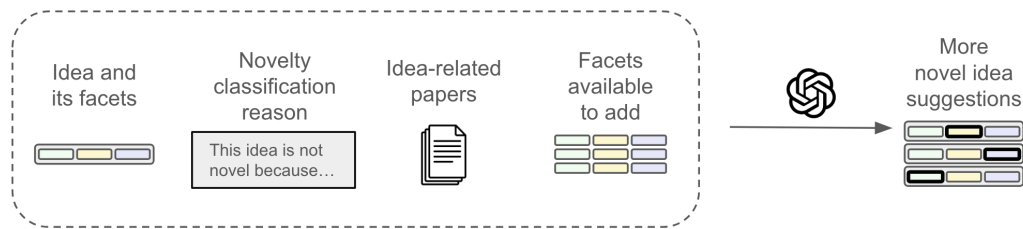


Fig. 7. The **Idea Novelty Iterator** module. If an idea is classified as “not novel” by the tool or user, the LLM takes as input from previous modules the idea and its facets, the reason for the “not novel” classification, retrieved papers relevant to the idea, and facets available to add to the idea. It uses these inputs to generate three idea suggestions, each replacing a different facet in the original idea, that are intended to be novel relative to the original idea’s related papers.

- **RQ2:** Which tool leads to higher average confidence in the novelty of saved ideas?
- **RQ3:** Which tool leads to higher average excitement for saved ideas?
- **RQ4:** How do researchers utilize each tool for ideation?

## 4.2 Participants

Nineteen computer-science researchers (W: 10, M: 8, NB: 1) were recruited through institutional mailing lists and academic social networks to participate in the study.<sup>12</sup> We compensated participants with a \$50 Amazon gift card. Those who participated in a follow-up survey received an additional \$10. The participants were from various fields of computer science, most commonly natural language processing (N=8) and human-computer interaction (N=5). They were at various stages of their research career (undergraduate student: 2, master’s student: 1, engineer with master’s: 1, PhD student: 12, postdoc: 2, professor: 1). Generally, the participants interacted with LLMs often (at least once per.. month: 2, week: 5, day: 12).

## 4.3 Study Design

The study was within-subjects and had two conditions. In the treatment-first condition, participants interacted with SCIDEATOR followed by the baseline tool. In the baseline-first condition, the reverse was true. During the treatment portion, participants were provided SCIDEATOR and their starting paper link. During the baseline portion (Figure 8), participants were provided their starting paper link, a link to the scientific search engine Semantic Scholar, and a baseline tool.

The baseline tool provided the ability to prompt gpt-4o-2024-05-13, the same version of the LLM that we used for most of SCIDEATOR’s functionality. We used OpenAI’s Assistants API<sup>13</sup> to create a thread for each participant so that the system would remember and contextualize their conversation. We gave the assistant the name “Scientific Research Ideator” and the instructions “You are ScientistGPT, an intelligent assistant that helps researchers come up with coherent, novel, and useful research ideas.” We otherwise left it on its default settings, which includes a temperature of 1.0. We also provided a button for participants to generate a more detailed version of their instructions. We included this functionality so that participants would have some support in prompt engineering. This button called Anthropic’s

<sup>12</sup>We note that 21 participants were actually recruited, but the first two participants were dis-enrolled, due to unclear instructions which caused them to fail to understand a baseline feature. Instructions were subsequently clarified before the final 19 participants completed their study sessions.

<sup>13</sup><https://platform.openai.com/docs/assistants/quickstart>

Chat with the AI to come up with research ideas. You can use it like chatGPT.

Instructions

come up with research ideas related to research idea generation

⚡ Generate Response ⚡ Generate More Detailed Version of Your Instructions

AI Response

Absolutely, here are a few thought-provoking research ideas that relate to the process of research idea generation:

- Cognitive Processes in Idea Generation**:
  - Investigate the role of cognitive biases in the generation of research ideas.
  - Study the relationship between divergent thinking and the quality/novelty of research ideas.
- Effective Brainstorming Techniques**:
  - Compare various brainstorming methods (e.g., mind mapping, brainwriting, SCAMPER) for generating research ideas.
  - Analyze the effectiveness of individual vs. group brainstorming sessions in academic settings.
- Impact of Interdisciplinary Knowledge**:
  - Investigate how exposure to multiple disciplines affects the originality of research ideas.
  - Study the influence of interdisciplinary collaboration on the creation of innovative research topics.
- Environmental and Contextual Factors**:

📄 Copy < 1/1 >

Explore your ideas. Save ideas that you think are both novel and interesting to think about further.

Enter an idea.

0/1000 characters

Add

Fig. 8. The baseline included quick access to a scientific search engine and this tool. This tool consists of a gpt-4o chat interface with contextual memory, a button to generate a more detailed version of instructions to the AI, and a place to store ideas.

prompt generator<sup>14</sup> with the model claude-3-5-sonnet-20240620. The output prompt generally contained one to two variable placeholders. We explained to the participants that these placeholder variables could either be filled in or removed from the instructions as they saw fit. Participants could store ideas at the bottom of the tool by manually typing or pasting text and clicking "Add." They were then able to save, expand, or delete the idea in the same manner as in SCIDEATOR. The idea boxes would not hold more than 1000 characters, in line with our task instructions described in Section 4.4.

When filling out their recruitment survey, each participant provided two topics of interest for which they wanted to do research ideation. In particular, for each topic, we asked them to provide the following as a starting point for ideation: a broad purpose, broad mechanism, starting paper, and backup paper in case the Semantic Scholar API did not have the title and abstract for the first one. We dictated that the papers could not be authored by them. We randomized which of the participant's ideation topics was used first during the study.

<sup>14</sup><https://docs.anthropic.com/en/docs/build-with-claude/prompt-engineering/prompt-generator>

#### 4.4 Procedure

Each within-subjects study session was 90 minutes, and the sessions were recorded and transcribed using Google Meet.<sup>15</sup> Participants interacted with SCIDEATOR and the baseline tool in randomized order. For each part of the study (treatment and baseline), the session coordinator provided the participant with a link to the assigned tool as well as a reminder of the broad purpose, broad mechanism, and paper that the participant wanted to use as a starting point for ideation. The coordinator provided the link for the starting paper as well. In the baseline, the coordinator also supplied a link to the scientific search engine Semantic Scholar. In the treatment, the participant entered their starting paper's provided corpus ID in order to load the tool with facets and ideas based on their starting paper. After both the tool and paper links were loaded, the coordinator gave the participant a tutorial describing the assigned tool's features. Next, the coordinator instructed the participant to spend 20 minutes coming up with as many research ideas as possible that they thought were both novel and interesting to think about further, keeping in mind the chosen paper, broad purpose, and broad mechanism as a starting point. The coordinator further explained that every research idea that met these criteria should be saved.

The instructions noted that we define a research idea as one or more sentences (no more than 1000 characters) describing a potential research project, and an idea is a statement rather than a question. The instructions also defined the novelty of an idea as "the degree to which the idea is not only rare but is also ingenious, imaginative, or surprising," which is Dean et al.'s definition of idea originality. The coordinator alerted the participant when five minutes remained and reminded participants to save all ideas that they thought were novel and interesting to think about further. The coordinator also explained that, if the participant could not generate three ideas that they found interesting and novel, they should still save three ideas to rate at the end of the five minutes. Once 20 minutes had passed, the participant rated each idea with respect to how confident they were in its novelty and how excited they were to continue thinking about it. Each rating was on a seven-point Likert-type scale, with 7 being most positive. When they were done rating the ideas, the coordinator engaged them in a semi-structured interview for up to 15 minutes, as time permitted. The interview covered the participant's idea generation experience and process of deciding whether or not to save an idea. For the treatment, if there was time, the interview also addressed the participant's thoughts on SCIDEATOR's facet breakdown and novelty checker.

## 5 RESULTS

### 5.1 RQ1: Number of Saved Ideas

*5.1.1 Primary Analysis.* To answer RQ1, we obtained the number of ideas that participants saved in the treatment versus baseline. There was an outlier, violating an assumption of our originally planned paired-samples *t*-test. Therefore, we conducted a Wilcoxon signed-rank test over the participants' paired results as well as a paired-samples *t*-test of the results without the outlier. We find that participants identify more ideas that they think are novel and interesting to ponder further (i.e., save more ideas) with SCIDEATOR ( $M=7.58$ ,  $SD=3.66$ ) than with the baseline tool ( $M=6.37$ ,  $SD=4.04$ ) (Figure 9). This difference is statistically significant when the outlier is removed (Paired Samples *t*-test,  $t(17)=-2.85$ ,  $p<.05$ ). The difference is not statistically significant when the outlier is included (Wilcoxon Signed-Rank Test,  $V=126$ ,  $p=n.s.$ ).<sup>16</sup> As a reminder, the participants were instructed to save all ideas that they found novel and interesting, but if they could not generate any ideas that were interesting, they were still required to save at least three ideas to rate.

<sup>15</sup>The study script may be found in the supplementary materials.

<sup>16</sup>The R code and data for statistical testing may be found in the supplementary materials.

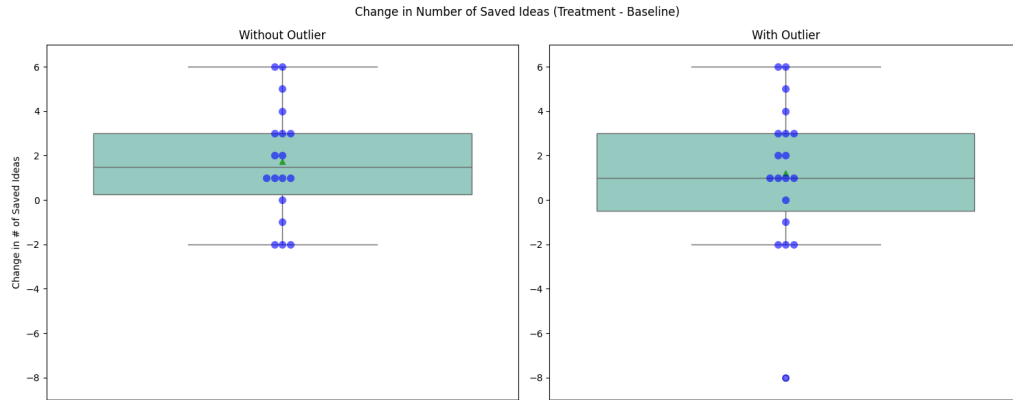


Fig. 9. Participants save more ideas while using SCIDEATOR as opposed to the baseline (RQ1). This result is significant if the outlier (bottom of right-side plot) is removed.

**5.1.2 Exploratory Analysis: Learning Effect.** We observed a strong and interesting learning effect in which the participants who experienced the treatment first went on to save over 96% more ideas in the baseline than their counterparts who experienced the baseline first (treatment-first:  $M=8.30$ ,  $SD=4.74$ ; treatment-second:  $M=4.22$ ,  $SD=1.30$ ) (Figure 10). Thus, SCIDEATOR may have helped the participants to get into an appropriate mindset for divergent ideation, in which one tries to generate as many potential ideas as possible, as opposed to convergent ideation, in which one tries to determine the single best idea [8, 39]. Out of the 10 participants who saw the treatment first, eight generated multiple clear idea lists using the baseline tool. On the other hand, only 3 of 9 participants who experienced the baseline first generated multiple clear idea lists with the baseline tool. This provides some evidence, though limited, that participants were in a better mindset to generate several ideas after experiencing the treatment. A related discussion comparing the treatment and baseline ideation patterns may be found in Section 5.4.3.

**5.1.3 Exploratory Analysis: Juniors vs Seniors.** We split participants into two groups based on seniority, which we define in terms of the participant’s number of first-author and last-author papers. Juniors ( $N=10$ ) had  $\leq 3$  such papers, and seniors ( $N=9$ ) had  $\geq 5$  such papers. We investigated the benefits of SCIDEATOR for each group and found that juniors ( $M=1.30$ ,  $SD=3.65$ ) had a greater increase in number of saved ideas than seniors ( $M=1.11$ ,  $SD=3.18$ ) when using SCIDEATOR compared to the baseline (Figure 11). This may be due to more openness to diverse ideas, which is further discussed in Section 5.4.1 below.

## 5.2 RQ2: Confidence in Idea Novelty

**5.2.1 Primary Analysis.** To answer RQ2, we calculated the average of each participant’s ratings for confidence in the novelty of their saved ideas. We observed no significant difference between participants’ average confidence in the novelty of their saved ideas in the treatment ( $M=5.32$ ,  $SD=0.84$ ) versus baseline ( $M=5.55$ ,  $SD=0.68$ ) (Wilcoxon Signed-Rank Test,  $V=112$ ,  $p=n.s.$ ). Thus, SCIDEATOR helped participants to generate more ideas worth saving without significantly decreasing participants’ average confidence in the novelty of their saved ideas.

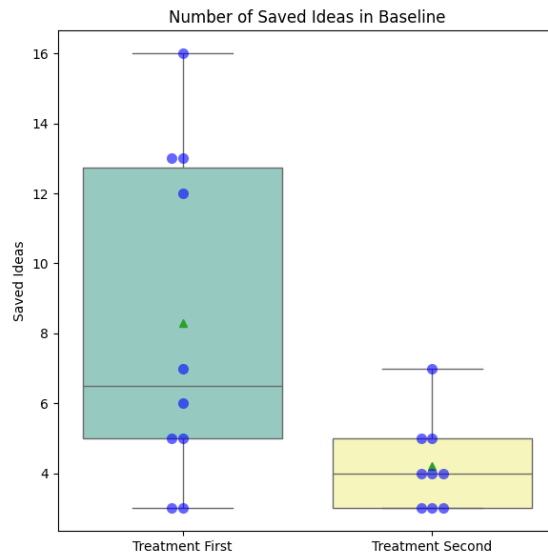


Fig. 10. Participants saved more ideas in the baseline if they completed the treatment first, perhaps due to inspiration from SCIDEATOR’s faceted ideation process.

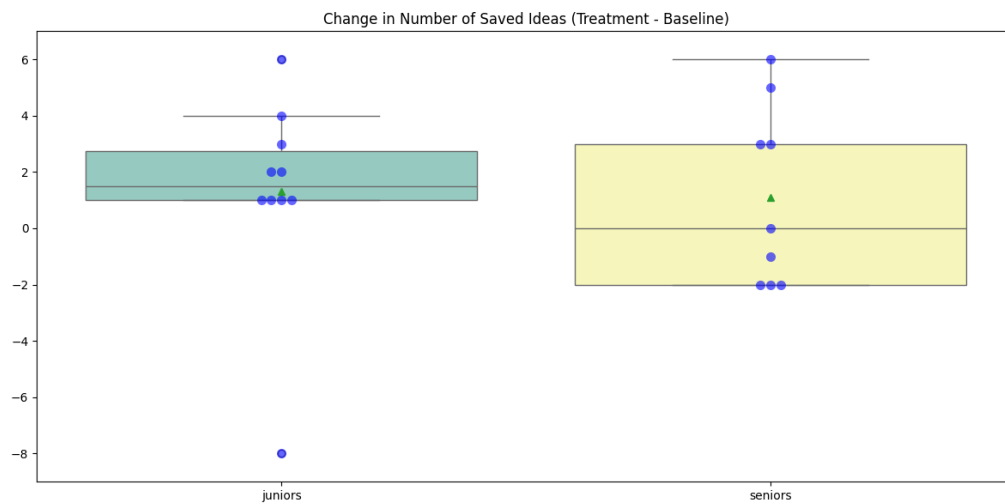


Fig. 11. Junior participants had a greater increase in saved ideas from the treatment compared to the baseline.

5.2.2 *Exploratory Analysis: Novelty Checker.* The novelty checker was used 116 times during the study, with participants using it six times on average (SD=3). Only two participants, one junior and one senior, did not use the novelty checker at all.

On average, we observed that when participants used the novelty checker, they were more likely to save the idea (Figure 12 (a)) suggesting the module did not reduce their confidence in the idea’s novelty. Furthermore, seniors used

the novelty checker more frequently ( $M=6.4$ ,  $SD=4.6$ ) than juniors ( $M=5.8$ ,  $SD=3$ ) and saved a higher proportion of these ideas (Figure 12 (b)).

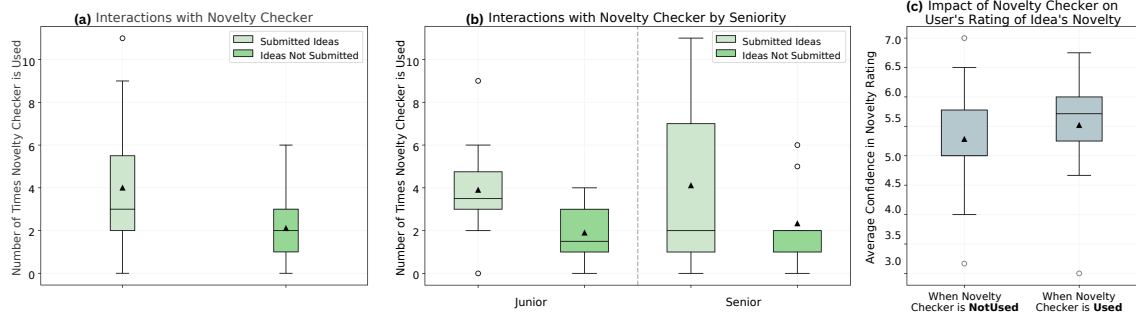


Fig. 12. Influence of Idea Novelty Checker on saving an idea and confidence in an idea's novelty.

We also measured the effect of the novelty checker module on participants' confidence in the novelty of ideas. When the module was used, participants on average were more confident in their judgement of an idea's novelty compared to when it was not used (Figure 12 (c)). More specifically, when seniors did not use the novelty checker, their confidence in an idea's novelty was on average slightly lower ( $M=4.83$ ,  $SD=1.63$ ) compared to when they used it ( $M=5.75$ ,  $SD=1.09$ ). However, junior participants did not show a significant difference in their confidence with or without the novelty checker.

In only 2 out of 76 instances was the novelty checker used, the idea saved, and the confidence rating still low (2, 3). As shown on the right side of Figure 13, we also observed that few participants saved ideas with similarly low confidence (1, 2, 3) when the novelty checker was not used.

**5.2.3 Exploratory Analysis: Newness of Idea to Participant.** While a participant may be confident in the novelty of a saved idea relative to the literature, they may have thought of it before using the ideation tools in the study. Therefore, we conducted a post-study survey on how new the participants' saved ideas were to them. In particular, we asked available participants to rate their agreement with the statement "The idea above reminds me of an idea that I thought of before participating in the study." The rating was on a seven-point Likert-type scale with seven indicating the strongest agreement. With 13 participant responses, we observed a similar average lack of newness in saved ideas across the two tools (treatment:  $M=4.29$ ,  $SD=0.75$ ; baseline:  $M=4.43$ ,  $SD=1.26$ ). In both the treatment and baseline, participants thus seem to have saved ideas that were fairly new to them. While SCIDEATOR helped participants to produce more ideas that they thought were novel and interesting to think about further, it did not diminish the average newness of saved ideas to participants.

With respect to SCIDEATOR in particular, we found that participants generally felt more confident in an idea's novelty when they had previously thought of the idea before (Figure 13). Participants were both familiar with the idea and confident in its novelty in 50 cases, whereas they were unfamiliar yet confident in the idea's novelty in 33 cases. We also observed that participants frequently used the novelty checker for ideas with which they were already familiar (see the bottom left of Figure 13).

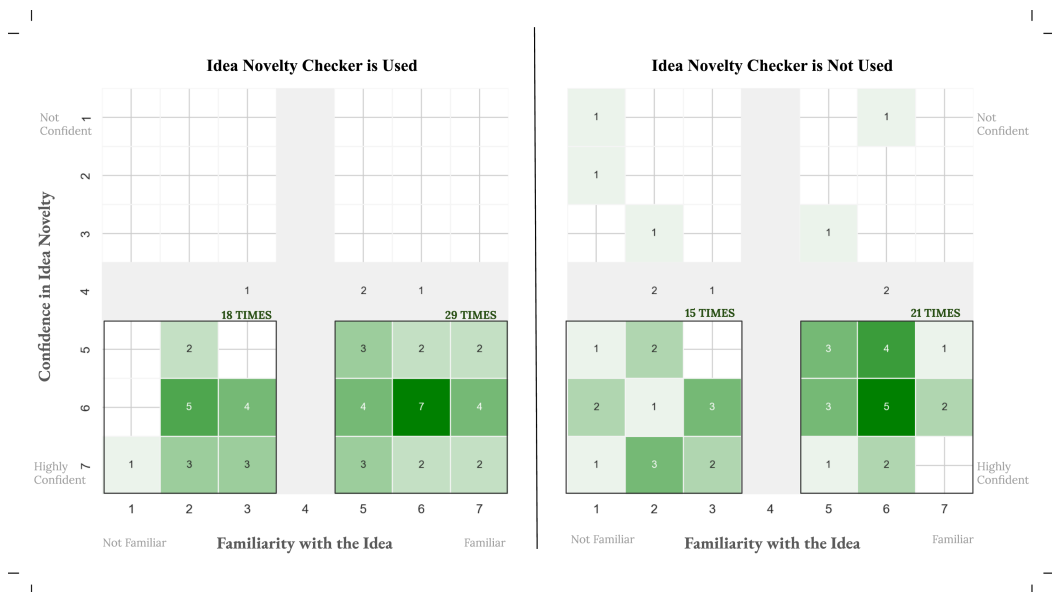


Fig. 13. Participants were more confident in an idea’s novelty when they had used the Idea Novelty Checker and were familiar with the idea before using SCIDEATOR . Note: This figure includes data only from participants who completed the post-survey.

### 5.3 RQ3: Excitement about Idea

5.3.1 *Primary Analysis.* To answer RQ3, we conducted the same analysis as for RQ2 but using participants’ ratings for excitement to continue thinking about their saved ideas. We found that the treatment and baseline led to similar average levels of excitement about saved ideas, which were fairly high (treatment:  $M=5.34, SD=0.67$ ; baseline:  $M=5.50, SD=0.57$ ) (Wilcoxon Signed-Rank Test,  $V=107, p=n.s.$ ). Thus, SCIDEATOR helped participants to generate more ideas worth saving without significantly decreasing participants’ average excitement about their saved ideas.

### 5.4 RQ4: Ideation Patterns

To answer RQ4, we analyzed interaction logs of participants’ actions while using each tool.<sup>17</sup> We also analyzed participants’ semi-structured interview responses using inductive thematic analysis [3]. When participants are quoted, they are named in terms of their unique ID number, seniority group, and tool they were using at the time (e.g., P1-senior-treatment).

5.4.1 *Treatment Ideation: Types of Facets in Saved Ideas.* In their interviews, participants by and large found the breakdown of facets into purposes and mechanisms to be useful. Two participants described how the facet breakdown helped them to control the ideas generated, filtering out facets in which they were not interested. P5-junior-treatment observed, “I like the combination of purpose, mechanism, and evaluation. It kind of helped me filter out those facets that are not relevant enough to kind of save me time.” On a related note, P9-junior-treatment explained how the facet breakdown helped them to better understand from where the generated ideas came. They commented, “This tool gives us more interpretability because it is exactly telling you that, okay, it is choosing one facet from every column and trying

<sup>17</sup>Consenting participants’ logs are provided in the supplementary materials.

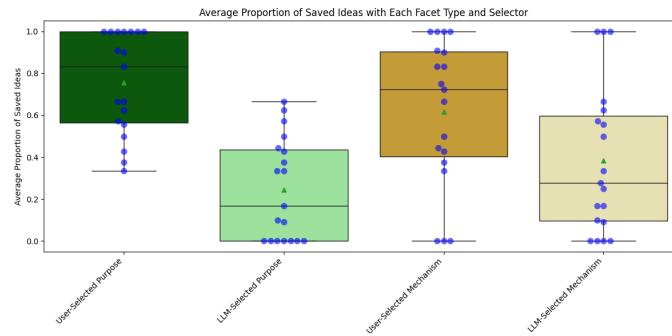


Fig. 14. Participants more often opted to select their own facets rather than let the LLM choose them.

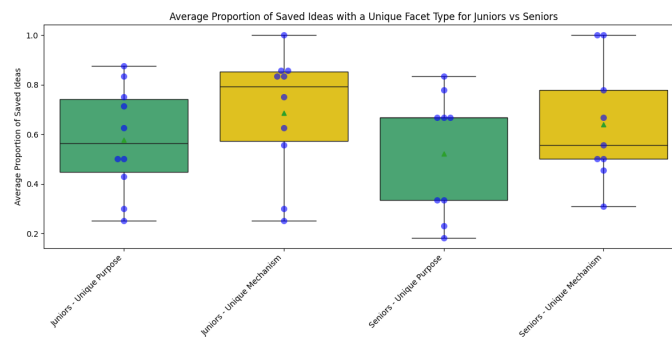


Fig. 15. Junior and senior researchers had more unique mechanisms than unique purposes in their saved ideas. Seniors had a slightly lower percentage of saved ideas with a unique purpose and unique mechanism.

to generate an idea based on those input facets, instead of just randomly coming up with some idea, which we saw in the previous tool.” A couple participants pointed out how the facet breakdown provides structure to the ideation process. P18-senior-treatment noted, “It helped a lot with organizing the ideas because it has this sort of structured way to build ideas.” These comments on control and structure align with participants’ proclivity to select facets for saved ideas themselves. Participants saved more ideas with purposes and mechanisms selected by themselves rather than the LLM (Figure 14). The average proportion of saved ideas with purposes selected by the participant was 0.76 (SD=0.24), and the average proportion of saved ideas with mechanisms selected by the participant was 0.62 (SD=0.35).

Participants tended not to find as much use for the evaluation facets in terms of ideation. Some participants decided on set evaluation methods, while others thought the evaluation should not be considered until later on in the ideation process. As an example, P4-junior-treatment related, “Evaluation is something which is not very useful... because if you have a purpose and a mechanism, you can find ways to evaluate... Evaluation cannot make ideas novel.” We therefore focus on purpose and mechanism in the rest of this section.

We also analyzed what proportion of participants’ saved ideas used unique purposes and mechanisms. We found that participants used fewer unique purposes than mechanisms. For juniors, the proportion of saved ideas with unique purposes ( $M=0.58$ ,  $SD=0.22$ ) was lower than the proportion of saved ideas with unique mechanisms ( $M=0.69$ ,  $SD=0.25$ ). For seniors, the proportion of saved ideas with unique purposes ( $M=0.52$ ,  $SD=0.25$ ) was also lower than the proportion



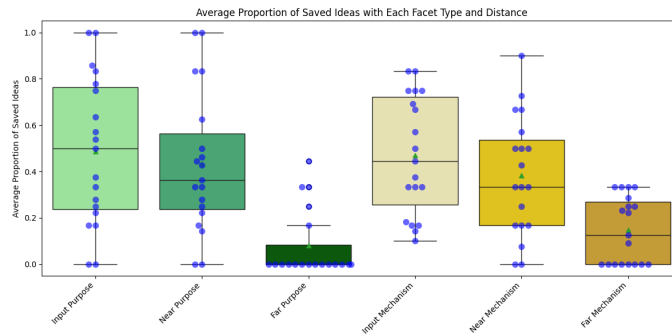


Fig. 16. Participants used input/near facets more than far facets.

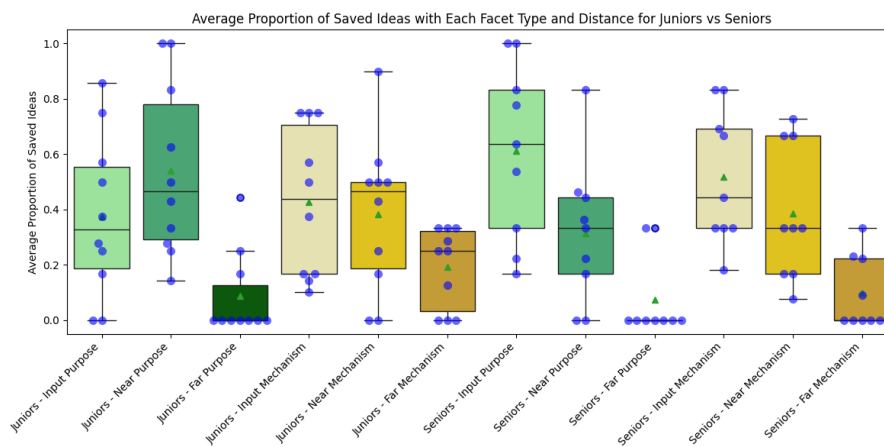


Fig. 17. Junior participants were more willing than seniors to include far mechanisms and near purposes in their saved ideas.

of saved ideas with unique mechanisms ( $M=0.64$ ,  $SD=0.24$ ). On average, the proportion of seniors' saved ideas with a unique purpose or mechanism was slightly lower than that of juniors (Figure 15). Overall, these results indicate that participants preferred experimenting more with the mechanism rather than the purpose of their ideas.

In addition, we investigated if participants utilized input facets (i.e., facets from the input paper, manually-added facets, facets generated based on a user-provided query), near analogous paper facets, or far analogous paper facets in their saved ideas. We observed that participants were reluctant to use far purposes and mechanisms, particularly purposes (Figure 16). On average, the proportion of participants' saved ideas with input purposes was 0.49 ( $SD=0.32$ ), with near purposes was 0.43 ( $SD=0.30$ ), and with far purposes was 0.08 ( $SD=0.15$ ). Similarly, the proportion of participants' saved ideas with input mechanisms was 0.47 ( $SD=0.26$ ), with near mechanisms was 0.38 ( $SD=0.26$ ), and with far mechanisms was 0.15 ( $SD=0.14$ ). The reluctance towards using far mechanisms was stronger for seniors ( $M=0.10$ ,  $SD=0.13$ ) than juniors ( $M=0.19$ ,  $SD=0.15$ ) (Figure 17). Similarly, seniors were less likely to include near purposes in their saved ideas ( $M=0.31$ ,  $SD=0.26$ ) than juniors ( $M=0.54$ ,  $SD=0.31$ ). In their interviews, some participants indicated that the far facets were too distant from their research or too unfamiliar to evaluate. For instance, P6-senior-treatment noted one factor

that they took into consideration when deciding on whether or not to save an idea was “*if I actually knew some of the [components of the idea]... For example, this idea was basically suggesting a Saturn Ring Classifier Module, which I’m not entirely familiar with, so I don’t know if it’s novel or not.*” Though they saw that the tool classified the idea as novel, they felt uncomfortable saving the idea without their own familiarity with the subject.

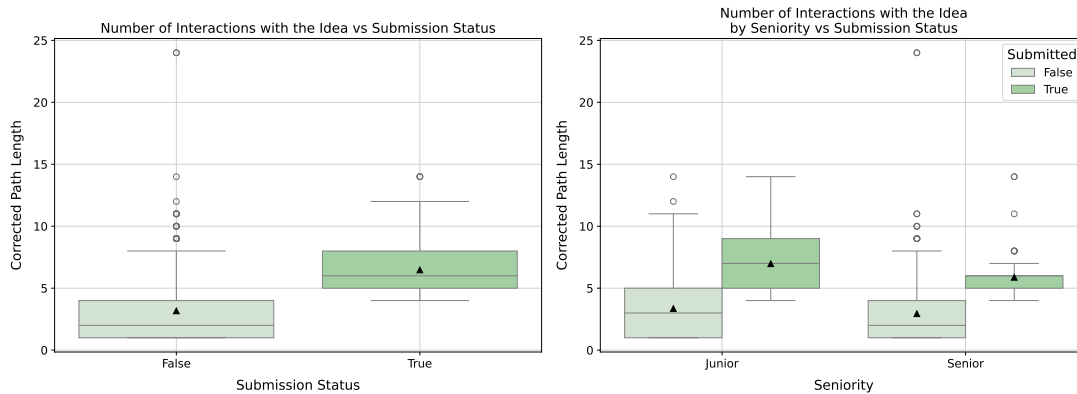


Fig. 18. Participants interacted more with submitted ideas, with juniors engaging longer than seniors.

**5.4.2 Treatment Ideation: Path Analysis.** Submitted ideas typically involved longer interaction paths ( $M=6.47$ ,  $STD=2.29$ ) compared to unsubmitted ideas ( $M=3.16$ ,  $STD=2.81$ ). This implies that saving an idea often required more exploration and interaction (Figure 18 (a)). Junior participants, in particular, engaged more with saved ideas and their facets ( $M=6.97$ ,  $STD=2.44$ ) compared to seniors ( $M=5.88$ ,  $STD=1.97$ ) (Figure 18 (b)). Juniors appeared to explore the system more thoroughly, interacting with different parts of SCIDEATOR like facet selection, novelty checker, etc., while seniors reached conclusions faster, spending less time with the ideas that they ultimately saved. Notably, there was an outlier, which was an idea that was not submitted but still had a long interaction path. In this case, the senior participant used the idea’s facets to generate new ideas, even though it was ultimately not saved.

For the ideas that were saved, the number of interactions juniors had with these ideas seemed to correlate with their excitement levels. As shown on the left side of Figure 19, juniors had longer interactions with ideas before saving them, and subsequently rated these saved ideas with higher excitement (5, 6, 7), suggesting a correlation between their level of engagement and excitement. In contrast, seniors exhibited less variation in number of interactions based on excitement ratings. As shown on the right side of Figure 19, juniors engage more with ideas they had thought of before the study, while seniors interact more with unfamiliar ideas.

**5.4.3 Comparing Baseline and Treatment Ideation Patterns.** While a commonly acknowledged benefit of the treatment was its facet breakdown (see Section 5.4.1), the overarching benefit of the baseline that participants cited was its flexibility. A commonly raised advantage of the increased flexibility was that participants could request specific details about how to implement a research idea, alluding to convergent ideation. On the other hand, participants noted that SCIDEATOR felt restrictive when they wanted to take actions such as getting more details on an idea or learning more about a topic. In particular, participants using SCIDEATOR expressed concerns about the feasibility of some ideas and wanted to better understand *how* they would work. For example, P15-senior-treatment noted, “*A lot of times the tool uses these words like ‘character profile analysis’ or something like ‘disparity analysis.’ Saying this is just easier than saying*

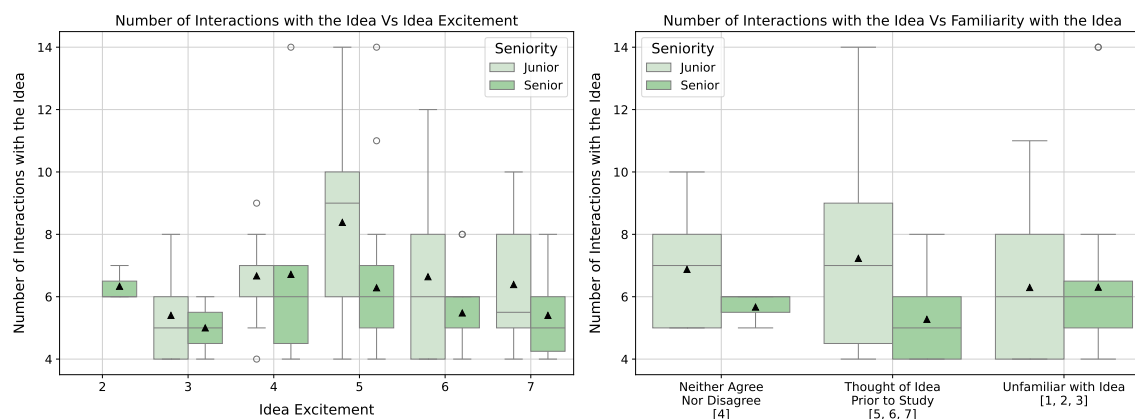


Fig. 19. Junior participants interacted more with ideas they were excited about and had thought of before the study. Senior participants engaged more with unfamiliar ideas, and showed less variation in the number of interaction for different idea excitement ratings.

how it should be done... [The tool] didn't introduce me to any existing stereotypical datasets that I can utilize, existing benchmark datasets that I could actually use.... what does it mean?" Furthermore, some participants noted appreciation for the SCIDEATOR ideas that contained more details. When asked what they liked about a saved idea that they shared, P12-senior-treatment explained, "Just superficially, you can see that it's longer.... This one it actually got more specific about what it recommended you do.... It was just a more exciting proposal with more detail." One participant suggested that a combination of interactions from the treatment and baseline may help to strike a balance between divergent and convergent ideation. P15-senior-baseline reflected, "I wish there was a way to combine both the tools because the facets were very interesting.... 'do you want just two/three lines of an idea or a detailed experiment designed with more details'... if I had that option it would have been really nice."

## 6 DISCUSSION

**Grounding mixed-initiative scientific ideation in research-paper facets shows promise for supporting divergent ideation.** We introduced SCIDEATOR, a mixed-initiative, LLM-powered tool for scientific ideation through research-paper facet recombination. While prior work established the utility of extracting purpose and mechanism facets from research papers for identifying scientific analogies [4, 21, 36], we are the first to apply this framework to a human-LLM interaction for scientific ideation. Aligned with our goal of supporting divergent ideation [8, 39], results from a within-subjects study show that participants were able to find more ideas that they thought were both novel and interesting to think about further when using SCIDEATOR as opposed to the baseline of access to an LLM and scientific search engine. Through semi-structured interview responses, we observed that participants appreciated being able to mix and match relevant purposes and mechanisms for research idea generation.

**Providing support for mixed-initiative idea novelty assessment may be beneficial for divergent scientific ideation.** Participants often found value in having an idea novelty checker that they could activate for ideas of interest. Indeed, participants used the novelty checker an average of 6 times. That said, in their interviews, participants also noted a couple concerns regarding the novelty checker. Two common concerns were that the novelty checker classified ideas as "novel" too often and that the set of most related papers was sometimes missing important works. Both of

these concerns may have been reduced if the tool had retrieved more papers for its evaluation of an idea, which it did not in the user study due to latency limitations.

**More support is needed for generating ideas that are both very new to the scientist and capture the scientist’s interest.** SCIDEATOR helped participants to generate more ideas that they thought were novel and interesting to think about further. However, there is room for improvement in terms of helping scientists to come up with ideas that are very new to them yet still relevant to them. After using SCIDEATOR, participants described avoiding certain facets because they were not familiar with how to use them, did not know their meaning, or found them to be “too far” from their research area. They also sometimes mentioned avoiding certain ideas because they did not know *how* the associated mechanism could be used to achieve the associated purpose. Correspondingly, we observed that participants did not save ideas with far facets as much as ideas with input and near facets. By avoiding unfamiliar and distant facets, scientists may miss opportunities for generating ideas that are not only novel but completely new to them, helping them think of more ideas that would never have occurred to them otherwise. While we provide short descriptions of facets in SCIDEATOR, this could be taken a step further with in-context question-answering to help users understand a facet to whatever degree is necessary. To help users recognize the utility of unfamiliar facets and the feasibility of generated ideas, the tool could allow users to ask questions about how a facet may be used in general or in relation to a particular idea. In addition, the tool could be more transparent and provide users the analogy between two papers that it used to generate an idea. This could help users to more easily see the connection between the input/near facets and the far facets.

**Scientists may benefit from LLM-augmented support in determining the feasibility of their ideas during divergent ideation.** We found that, while SCIDEATOR supported divergent ideation by helping participants to generate more research ideas worth saving than the baseline, participants appreciated the baseline’s flexibility for obtaining more details about how to implement a research idea, an advantage more related to convergent ideation. This mirrors Choi et al.’s findings in a study on graphic design ideation [6]. They found that participants benefited more from their generative AI tool for keyword recombination in terms of divergent ideation, but the participants benefited more from the baseline, which included access to chatGPT and a layout diffusion model, in terms of convergent ideation. The goal of SCIDEATOR was to support divergent ideation, producing many potential research ideas rather than one polished research proposal. Nevertheless, interview responses indicate that scientists may appreciate support in understanding the feasibility of their potential research ideas in order to get a sense of whether or not an idea is worth saving in the first place.

## 7 LIMITATIONS AND FUTURE WORK

The study has a number of limitations that we should note. First, the participants were only computer-science researchers who are moderately to very familiar with LLMs. Future work may investigate how other scientists might work with a tool like SCIDEATOR. Second, there were only 19 participants. Given the small sample size, future work may be done to validate the results observed here. Third, participants had a limited amount of time (20 minutes) to interact with the tools. A few participants mentioned that they might have tried some actions with SCIDEATOR that they did not get to do had they had more time with it. Future studies may explore how scientists utilize a tool like SCIDEATOR over a longer period of time. Fourth, we compared SCIDEATOR to a strong baseline combining interaction with an LLM and scientific search engine. However, it would be interesting to explore how interaction with SCIDEATOR compares to other tools for scientific ideation such as CoQuest [28]. Fifth, due to latency constraints, our Idea Novelty Checker module utilized only 10 relevant papers to assess the novelty of an idea during the study. Future work could look into how scientists

interact with the module when it has access to more relevant papers in its novelty evaluation. Sixth, to keep the study relatively simple, we asked participants to provide one paper as input to SCIDEATOR. Future work may evaluate how the interaction changes with more input papers. Seventh, in order to allow people to ideate on the topics about which they are most excited, we left the selection of the paper used as a starting point for ideation up to the participant, beyond the fact that it was not their own paper. Future work may examine how input paper familiarity and recency impacts the experience and outcome of working with SCIDEATOR. Lastly, we observed a learning effect in which participants generated more ideas worth saving in the baseline if they had gone through the treatment first. Although this indicates that the treatment helped participants get into a mindset effective for divergent idea generation, it is unclear whether this stems from participants adopting parts of the SCIDEATOR workflow. Future work should clarify this phenomenon, perhaps by comparing SCIDEATOR to other types of baselines such as ones with a button to generate several research ideas without using facet recombination.

## 8 CONCLUSION

We present SCIDEATOR, a novel mixed-initiative tool for scientific idea generation that takes a set of papers as input and extracts key facets (purposes, mechanisms, and evaluations) from the input and retrieved analogous papers. Users can explore different recombinations of these facets, synthesized in succinct ideas. They can also use SCIDEATOR to then evaluate and iterate on ideas' novelty. We introduce four LLM-powered retrieval-augmented generation (RAG) modules to support SCIDEATOR's workflow: Analogous Paper Facet Finder, Faceted Idea Generator, Idea Novelty Checker, and Idea Novelty Iterator. We found that, in comparison to a strong baseline combining interactions with an LLM and a scientific search engine, our tool helped computer-science researchers to generate more ideas that they thought were both novel and interesting.

## ACKNOWLEDGMENTS

This research was supported by the Allen Institute for Artificial Intelligence (AI2). The authors thank the many folks at AI2 who provided helpful feedback on this work, including Peter Jansen, Peter Clark, and Ashish Sabharwal. We also thank the participants who made this work possible.

## REFERENCES

- [1] Jinheon Baek, Sujay Kumar Jauhar, Silviu Cucerzan, and Sung Ju Hwang. 2024. Researchagent: Iterative research idea generation over scientific literature with large language models. *arXiv preprint arXiv:2404.07738* (2024).
- [2] Lutz Bornmann and Rüdiger Mutz. 2015. Growth rates of modern science: A bibliometric analysis based on the number of publications and cited references. *Journal of the association for information science and technology* 66, 11 (2015), 2215–2222.
- [3] Virginia Braun and Victoria Clarke. 2006. Using thematic analysis in psychology. *Qualitative research in psychology* 3, 2 (2006), 77–101.
- [4] Joel Chan, Joseph Chee Chang, Tom Hope, Dafna Shahaf, and Aniket Kittur. 2018. Solvent: A mixed initiative system for finding analogies between research papers. *Proceedings of the ACM on Human-Computer Interaction* 2, CSCW (2018), 1–21.
- [5] Lydia B Chilton, Savvas Petridis, and Maneesh Agrawala. 2019. VisiBlends: A flexible workflow for visual blends. In *Proceedings of the 2019 CHI Conference on Human Factors in Computing Systems*. 1–14.
- [6] DaEun Choi, Sumin Hong, Jeongeon Park, John Joon Young Chung, and Juho Kim. 2024. CreativeConnect: Supporting Reference Recombination for Graphic Design Ideation with Generative AI. In *Proceedings of the CHI Conference on Human Factors in Computing Systems*. 1–25.
- [7] Arman Cohan, Sergey Feldman, Iz Beltagy, Doug Downey, and Daniel S. Weld. 2020. SPECTER: Document-level Representation Learning using Citation-informed Transformers. *ArXiv abs/2004.07180* (2020). <https://api.semanticscholar.org/CorpusID:215768677>
- [8] Arthur Cropley. 2006. In praise of convergent thinking. *Creativity research journal* 18, 3 (2006), 391–404.
- [9] Mike D'Arcy, Tom Hope, Larry Birnbaum, and Doug Downey. 2024. Marg: Multi-agent review generation for scientific papers. *arXiv preprint arXiv:2401.04259* (2024).

- [10] Douglas L Dean, Jill Hender, Tom Rodgers, and Eric Santanen. 2006. Identifying good ideas: constructs and scales for idea evaluation. *Journal of Association for Information Systems* 7, 10 (2006), 646–699.
- [11] Karl Duncker and Lynne S Lees. 1945. On problem-solving. *Psychological monographs* 58, 5 (1945), i.
- [12] Jingtong Gao, Bo Chen, Xiangyu Zhao, Weiwen Liu, Xiangyang Li, Yichao Wang, Zijian Zhang, Wanyu Wang, Yuyang Ye, Shanru Lin, Huifeng Guo, and Ruiming Tang. 2024. LLM-enhanced Reranking in Recommender Systems. *ArXiv abs/2406.12433* (2024). <https://api.semanticscholar.org/CorpusID:270562015>
- [13] Hua Guo and David H Laidlaw. 2018. Topic-based exploration and embedded visualizations for research idea generation. *IEEE transactions on visualization and computer graphics* 26, 3 (2018), 1592–1607.
- [14] Holistic Intelligence for Global Good. [n. d.]. SeeChat x Ideas. <https://higg.world/seechat-ideas/>.
- [15] Keith J Holyoak and Paul Thagard. 1996. *Mental leaps: Analogy in creative thought*. MIT press.
- [16] Tom Hope, Joel Chan, Aniket Kittur, and Dafna Shahaf. 2017. Accelerating innovation through analogy mining. In *Proceedings of the 23rd ACM SIGKDD international conference on knowledge discovery and data mining*. 235–243.
- [17] Tom Hope, Doug Downey, Daniel S Weld, Oren Etzioni, and Eric Horvitz. 2023. A computational inflection for scientific discovery. *Commun. ACM* 66, 8 (2023), 62–73.
- [18] Tom Hope, Ronen Tamari, Daniel Hershovich, Hyeonsu B Kang, Joel Chan, Aniket Kittur, and Dafna Shahaf. 2022. Scaling creative inspiration with fine-grained functional aspects of ideas. In *Proceedings of the 2022 CHI Conference on Human Factors in Computing Systems*. 1–15.
- [19] Arif E Jinha. 2010. Article 50 million: an estimate of the number of scholarly articles in existence. *Learned publishing* 23, 3 (2010), 258–263.
- [20] Hyeonsu B Kang, David Chuan-En Lin, Nikolas Martelaro, Aniket Kittur, Yan-Ying Chen, and Matthew K Hong. 2024. BioSpark: An End-to-End Generative System for Biological-Analogical Inspirations and Ideation. In *Extended Abstracts of the CHI Conference on Human Factors in Computing Systems*. 1–13.
- [21] Hyeonsu B Kang, Xin Qian, Tom Hope, Dafna Shahaf, Joel Chan, and Aniket Kittur. 2022. Augmenting scientific creativity with an analogical search engine. *ACM Transactions on Computer-Human Interaction* 29, 6 (2022), 1–36.
- [22] James C Kaufman and Robert J Sternberg. 2010. *The Cambridge handbook of creativity*. Cambridge University Press.
- [23] Omar Khattab, Arnav Singhvi, Paridhi Maheshwari, Zhiyuan Zhang, Keshav Santhanam, Sri Vardhamanan, Saiful Haq, Ashutosh Sharma, Thomas T. Joshi, Hanna Moazam, Heather Miller, Matei Zaharia, and Christopher Potts. 2023. DSPy: Compiling Declarative Language Model Calls into Self-Improving Pipelines. *arXiv preprint arXiv:2310.03714* (2023).
- [24] Rodney Michael Kinney, Chloe Anastasiades, Russell Authur, Iz Beltagy, Jonathan Bragg, Alexandra Buraczynski, Isabel Cachola, Stefan Candra, Yoganand Chandrasekhar, Arman Cohan, Miles Crawford, Doug Downey, Jason Dunkelberger, Oren Etzioni, Rob Evans, Sergey Feldman, Joseph Gorney, David W. Graham, F.Q. Hu, Regan Huff, Daniel King, Sebastian Kohlmeier, Bailey Kuehl, Michael Langan, Daniel Lin, Haokun Liu, Kyle Lo, Jaron Lochner, Kelsey MacMillan, Tyler C. Murray, Christopher Newell, Smita R Rao, Shaurya Rohatgi, Paul Sayre, Zejiang Shen, Amanpreet Singh, Luca Soldaini, Shivashankar Subramanian, A. Tanaka, Alex D Wade, Linda M. Wagner, Lucy Lu Wang, Christopher Wilhelm, Caroline Wu, Jiangjiang Yang, Angele Zamarron, Madeleine van Zuylen, and Daniel S. Weld. 2023. The Semantic Scholar Open Data Platform. *ArXiv abs/2301.10140* (2023). <https://api.semanticscholar.org/CorpusID:256194545>
- [25] Dan Lahav, Jon Saad Falcon, Bailey Kuehl, Sophie Johnson, Sravanthi Parasa, Noam Shomron, Duen Horng Chau, Diyi Yang, Eric Horvitz, Daniel S Weld, et al. 2022. A search engine for discovery of scientific challenges and directions. In *Proceedings of the AAAI Conference on Artificial Intelligence*, Vol. 36. 11982–11990.
- [26] Weixin Liang, Yuhui Zhang, Hancheng Cao, Binglu Wang, Daisy Yi Ding, Xinyu Yang, Kailas Vodrahalli, Siyu He, Daniel Scott Smith, Yian Yin, et al. 2024. Can large language models provide useful feedback on research papers? A large-scale empirical analysis. *NEJM AI* 1, 8 (2024), AIoa2400196.
- [27] Gionnieve Lim and Simon T Perrault. 2024. Rapid AIdeation: Generating Ideas With the Self and in Collaboration With Large Language Models. *arXiv preprint arXiv:2403.12928* (2024).
- [28] Yiren Liu, Si Chen, Haocong Cheng, Mengxia Yu, Xiao Ran, Andrew Mo, Yiliu Tang, and Yun Huang. 2024. How ai processing delays foster creativity: Exploring research question co-creation with an llm-based agent. In *Proceedings of the CHI Conference on Human Factors in Computing Systems*. 1–25.
- [29] Yiren Liu, Mengxia Yu, Meng Jiang, and Yun Huang. 2023. Creative Research Question Generation for Human-Computer Interaction Research.. In *IUI Workshops*. 58–66.
- [30] Chris Lu, Cong Lu, Robert Tjarko Lange, Jakob Foerster, Jeff Clune, and David Ha. 2024. The ai scientist: Towards fully automated open-ended scientific discovery. *arXiv preprint arXiv:2408.06292* (2024).
- [31] Sheshera Mysore, Arman Cohan, and Tom Hope. 2022. Multi-Vector Models with Textual Guidance for Fine-Grained Scientific Document Similarity. In *Proceedings of the 2022 Conference of the North American Chapter of the Association for Computational Linguistics: Human Language Technologies*. 4453–4470.
- [32] Sheshera Mysore, Tim O’Gorman, Andrew McCallum, and Hamed Zamani. [n. d.]. CSFCube—A Test Collection of Computer Science Research Articles for Faceted Query by Example. ([n. d.]).
- [33] Harshit Nigam, Manasi Patwardhan, Lovekesh Vig, and Gautam Shroff. 2024. Acceleron: A Tool to Accelerate Research Ideation. *arXiv preprint arXiv:2403.04382* (2024).
- [34] Harshit Nigam, Manasi Patwardhan, Lovekesh Vig, and Gautam Shroff. 2024. An Interactive Co-Pilot for Accelerated Research Ideation. In *Proceedings of the Third Workshop on Bridging Human-Computer Interaction and Natural Language Processing*. 60–73.

- [35] OpenReview. [n. d.]. OpenReview. <https://openreview.net/>.
- [36] Jason Portenoy, Marissa Radensky, Jevin D West, Eric Horvitz, Daniel S Weld, and Tom Hope. 2022. Bursting scientific filter bubbles: Boosting innovation via novel author discovery. In *Proceedings of the 2022 CHI Conference on Human Factors in Computing Systems*. 1–13.
- [37] A Terry Purcell and John S Gero. 1996. Design and other types of fixation. *Design studies* 17, 4 (1996), 363–383.
- [38] Nils Reimers and Iryna Gurevych. 2019. Sentence-BERT: Sentence Embeddings using Siamese BERT-Networks. In *Conference on Empirical Methods in Natural Language Processing*. <https://api.semanticscholar.org/CorpusID:201646309>
- [39] Mark A Runco et al. 2010. Divergent thinking, creativity, and ideation. *The Cambridge handbook of creativity* 413 (2010), 446.
- [40] Orit Shaer, Angelora Cooper, Osnat Mokryn, Andrew L Kun, and Hagit Ben Shoshan. 2024. AI-Augmented Brainwriting: Investigating the use of LLMs in group ideation. In *Proceedings of the CHI Conference on Human Factors in Computing Systems*. 1–17.
- [41] Chenglei Si, Diyi Yang, and Tatsunori Hashimoto. 2024. Can LLMs Generate Novel Research Ideas? A Large-Scale Human Study with 100+ NLP Researchers. *arXiv preprint arXiv:2409.04109* (2024).
- [42] Arvind Srinivasan and Joel Chan. 2024. Improving Selection of Analogical Inspirations through Chunking and Recombination. In *Proceedings of the 16th Conference on Creativity & Cognition*. 374–397.
- [43] Sangho Suh, Meng Chen, Bryan Min, Toby Jia-Jun Li, and Haijun Xia. 2024. Luminare: Structured Generation and Exploration of Design Space with Large Language Models for Human-AI Co-Creation. In *Proceedings of the CHI Conference on Human Factors in Computing Systems*. 1–26.
- [44] Lu Sun, Aaron Chan, Yun Seo Chang, and Steven P Dow. 2024. ReviewFlow: Intelligent Scaffolding to Support Academic Peer Reviewing. In *Proceedings of the 29th International Conference on Intelligent User Interfaces*. 120–137.
- [45] Weiwei Sun, Lingyong Yan, Xinyu Ma, Shuaiqiang Wang, Pengjie Ren, Zhumin Chen, Dawei Yin, and Zhaochun Ren. 2023. Is ChatGPT Good at Search? Investigating Large Language Models as Re-Ranking Agents. In *Proceedings of the 2023 Conference on Empirical Methods in Natural Language Processing*. 14918–14937.
- [46] P Thagard. 2012. *The cognitive science of science: Explanation, discovery, and conceptual change*. The MIT Press.
- [47] Jianyou Wang, Kaicheng Wang, Xiaoyue Wang, Prudhviraj Naidu, Leon Bergen, and Ramamohan Paturi. 2023. DORIS-MAE: scientific document retrieval using multi-level aspect-based queries. In *Proceedings of the 37th International Conference on Neural Information Processing Systems*. 38404–38419.
- [48] Qingyun Wang, Doug Downey, Heng Ji, and Tom Hope. 2023. Scimon: Scientific inspiration machines optimized for novelty. *arXiv preprint arXiv:2305.14259* (2023).
- [49] Hongji Yang, Delin Jing, and Lu Zhang. 2016. Creative Computing: an approach to knowledge combination for creativity?. In *2016 IEEE Symposium on Service-Oriented System Engineering (SOSE)*. IEEE, 407–414.
- [50] Mert Yuksekogonul, Federico Bianchi, Joseph Boen, Sheng Liu, Zhi Huang, Carlos Guestrin, and James Zou. 2024. TextGrad: Automatic “Differentiation” via Text. *arXiv preprint arXiv:2406.07496* (2024).

## A EXPERT-LABELED EXAMPLES

Table 4 presents expert-labeled examples from our annotation study, which include the idea, the most relevant papers (with links to Semantic Scholar), and the reasoning provided by the experts. These experts are the paper’s first two authors. The examples come from the training set of our dataset. In our novelty checker, we add both the titles and abstracts of the most relevant papers for each idea.

Table 4. **Expert-labeled examples from annotation study with ideas, relevant papers, and reasoning for novelty evaluation.**

---

### Example 1

**Idea:** Develop a **natural language processing classifier designed to improve scientific paper revisions** by automatically identifying and categorizing reviewer comments that are most likely to lead to substantial and actionable revisions. The system would be trained on a **manually-labeled dataset analysis** of scientific review comments and the corresponding paper edits, leveraging features such as linguistic cues, sentiment, and comment specificity to predict the likelihood of a comment being acted upon. This classifier could then be used to prioritize reviewer feedback, helping authors focus on the most impactful suggestions first.

---

---

**Most Relevant Papers:**

- (1) ARIES: A Corpus of Scientific Paper Edits Made in Response to Peer Reviews
- (2) Can large language models provide useful feedback on research papers? A large-scale empirical analysis
- (3) A Dataset of Peer Reviews (PeerRead): Collection, Insights and NLP Applications
- (4) arXivEdits: Understanding the Human Revision Process in Scientific Writing
- (5) Characterizing Text Revisions to Better Support Collaborative
- (6) Can We Automate Scientific Reviewing?
- (7) DeepReviewer: Collaborative Grammar and Innovation Neural Network for Automatic Paper Review
- (8) Aspect-based Sentiment Analysis of Scientific Reviews
- (9) Aspect-based sentiment analysis of online peer reviews and prediction of paper acceptance results
- (10) ReviVal: Towards Automatically Evaluating the Informativeness of Peer Reviews

---

**Reasoning:** The idea is **novel** because it uniquely focuses on prioritizing reviewer comments for actionable revisions, which is not explicitly addressed in ARIES[1] or other related works like ReviVal [10].

---

**Example 2**

**Idea:** Develop a **systematic review-based framework** designed to align LLM evaluation with human preferences, ensuring that evaluation criteria are continuously refined based on comprehensive reviews of user feedback and emerging model behaviors. This framework will utilize **content analysis of user interactions and feedback** to identify patterns and areas of improvement. The effectiveness of this framework will be assessed through a **qualitative study** involving iterative cycles of user feedback and criteria refinement.

---

**Most Relevant Papers:**

- (1) EvalLM: Interactive Evaluation of Large Language Model Prompts on User-Defined Criteria
- (2) HUMANELY: HUMAN EVALUATION OF LLM YIELD, USING A NOVEL WEB BASED EVALUATION TOOL
- (3) Evaluation of Code Generation for Simulating Participant Behavior in Experience Sampling Method by Iterative In-Context Learning of a Large Language Model
- (4) Human-Centered Evaluation and Auditing of Language Models
- (5) Aligning Model Evaluations with Human Preferences: Mitigating Token Count Bias in Language Model Assessments
- (6) Who Validates the Validators? Aligning LLM-Assisted Evaluation of LLM Outputs with Human Preferences
- (7) Human-Centered Design Recommendations for LLM-as-a-judge
- (8) CheckEval: Robust Evaluation Framework using Large Language Model via Checklist
- (9) Discovering Language Model Behaviors with Model-Written Evaluations
- (10) Prometheus 2: An Open Source Language Model Specialized in Evaluating Other Language Models

---

**Reasoning:** The idea is **not novel** because it closely resembles existing frameworks like EvalLM[1] and HumanELY[2], which already align LLM evaluations with human preferences using user-defined criteria and human feedback.

---



---

**Example 3**

---

**Idea:** Develop a scholarly paper recommendation system that uses **contextualized text descriptions** to **personalize paper recommendations**. By analyzing a researcher’s prior publications and saved papers, the system generates detailed contextual descriptions for each recommended paper, comparing them to the user’s body of work. This approach not only highlights the relevance but also provides a deeper understanding of how each recommendation aligns with the user’s research interests. The effectiveness of this system can be assessed through a **user study**, ensuring that researchers find the recommended papers more relevant and easier to triage.

---

**Most Relevant Papers:**

- (1) PaperWeaver: Enriching Topical Paper Alerts by Contextualizing Recommended Papers with User-collected Papers
- (2) CiteSee: Augmenting Citations in Scientific Papers with Persistent and Personalized Historical Context
- (3) Threddy: An Interactive System for Personalized Thread-based Exploration and Organization of Scientific Literature
- (4) Relatedly: Scaffolding Literature Reviews with Existing Related Work Sections
- (5) CiteRead: Integrating Localized Citation Contexts into Scientific Paper Reading
- (6) DiscipLink: Unfolding Interdisciplinary Information Seeking Process via Human-AI Co-Exploration
- (7) SciLit: A Platform for Joint Scientific Literature Discovery, Summarization and Citation Generation
- (8) Rec4LRW - Scientific Paper Recommender System for Literature Review and Writing
- (9) Recommender System for Literature Review and Writing
- (10) Can I have more of these please?: Assisting researchers in finding similar research papers from a seed basket of papers

---

**Reasoning:** The idea is **not novel** because it closely mirrors the approach of PaperWeaver[1], which also uses user-collected papers to generate contextualized descriptions for recommendations. Both systems aim to enhance relevance and understanding of recommended papers through user-specific contexts.

---

## B COMPARING BASELINES NOVELTY ASSESSMENT

In this section, we provide a qualitative comparison of the novelty evaluations conducted by AI Scientist, AI Researcher, and SCIDEATOR on two research ideas. These qualitative examples are presented in Tables 5 and 6, showcasing how each system assesses the novelty of a research idea.

As observed from the two tables, SCIDEATOR (ours) provides concise reasons for the novelty decision, attributed to the most relevant papers. For instance, in Example 1, it correctly identified the idea as “novel” by referencing existing works and highlighting specific similarities and differences. While AI Researcher also aligns with the ground truth labels, that is considers the ideas to be novel, it differs in its novelty evaluation. Specifically, AI Researcher evaluates each idea by comparing it with one paper at a time to determine if the paper should be “cited”, considering the idea “not novel” if any paper is citable. In our examples, AI Researcher did not find any paper to be citable for the ideas, even though the papers share similar purposes (See more details in Appendix D). Due to space constraints, we show only the insights from the first paper for each example in the tables.

In Table 6, AI Scientist’s novelty judgment aligns with the ground truth. It also brings an interesting approach in its reasoning by highlighting what is missed in current papers and providing actionable suggestions in the form of queries to extract more relevant literature. However, we notice that AI Scientist occasionally misinterprets the idea. For example, in Table 5, its prompt overlooks the idea altogether and focuses on the code that is also provided as input (see more details in Appendix D).

Table 5. Comparison of reasoning provided by different approaches for first example idea.

Example 1
<p><b>IDEA:</b> Develop a system that uses a <i>faceted author representation</i> of digital learning resource (DLR) creators based on their educational materials and inferred teaching personas. This system would aim to <i>support ubiquitous learning</i> by helping learners discover novel educators and materials that offer innovative perspectives. <i>Usability testing of learning resources</i> would be conducted to ensure the system enhances the learning experience by balancing relevance and novelty, thus boosting the accessibility and discoverability of diverse educational content.</p> <p><b>MOST RELEVANT PAPERS:</b></p> <ol style="list-style-type: none"> <li>(1) Bursting Scientific Filter Bubbles: Boosting Innovation via Novel Author Discovery</li> <li>(2) Bridger: Toward Bursting Scientific Filter Bubbles and Boosting Innovation via Novel Author Discovery</li> <li>(3) Novel Algorithmic Recommendation Engine for Diverse Content Discovery</li> <li>(4) ComLittee: Literature Discovery with Personal Elected Author Committees</li> <li>(5) Explanations in Open User Models for Personalized Information Exploration</li> <li>(6) AMiner: Mining Deep Knowledge from Big Scholar Data</li> <li>(7) Similar researcher search in academic environments</li> <li>(8) VeTo-web: A Recommendation Tool for the Expansion of Sets of Scholars</li> <li>(9) From Who You Know to What You Read: Augmenting Scientific Recommendations with Implicit Social Networks</li> <li>(10) DiscipLink: Unfolding Interdisciplinary Information Seeking Process via Human-AI Co-Exploration</li> </ol> <p><b>EXPERT-LABELED CLASS:</b> Novel</p>

Method	Review
<b>SCIDEATOR (Ours)</b>	<p>The idea is <b>novel</b> because it introduces the concept of faceted author representation specifically for digital learning resource (DLR) creators, focusing on their educational materials and inferred teaching personas to support ubiquitous learning. This approach is distinct from related works like Bridger[1][2], which focus on scientific author discovery, and ComLittee[4], which supports authorcentric exploration in research. The proposed system aims to enhance the discoverability of diverse educational content, balancing relevance and novelty, which is not explicitly addressed in the related papers.</p>
<b>AI Scientist</b>	<p>THOUGHT: The proposed research presents an innovative approach to language models. The rough goal is to train a model to predict the next character in a sequence in order to be able to capture the semantic meaning of the entire sequence, which can be used in language models. This approach is not uncommon, though, as there are many areas where we must generate predictions of the next likely character, which can be used in order to understand the entire meaning of the text. This model aims to improve upon traditional models by locally training the model on the use of characters rather than words. Of particular note is the fact that the model uses a scaled gradient descent method which changes how the weights are updated, a method that is very new and, thus, is a key point of innovation. While that is extremely novel, a model that works on the character level is not. The primary new technique here is the use of a momentum of the gradient, which is used to improve learning. The model uses a technique similar to many current models. It is possible that it could be used with different parameters, though, to learn more or to learn in a more effective way than other models. This approach has been suggested many times over the years, but it is promising to pursue. It is, however, a novel approach to the existing technology.</p> <p>However, we must consider the existing literature and how it might overlap with this proposition. I will now proceed to search for related publications that may be relevant in order to establish a definitive argument regarding the novelty of the proposed model. RESPONSE: “json\n\n "Query": "Character-level language models"\n\n“\n I believe this should identify any previous work or existing lines of research that are most similar to the proposed model. This will confirm whether this is actually a novel concept. My primary concern is understanding if this is a novel or an existing work, as this is a model that could potentially be used for many purposes. There is a good chance that it might have already been proposed. I hope that this search will bring more clarity to the argument.</p> <p><b>If decision is not made, default is: not novel.</b></p>

**AI Researcher****Proposed Research Problem and Approach:**

**Project Proposal:** The research problem is the limited accessibility and discoverability of innovative educational content due to the lack of effective representation and utilization of diverse teaching personas and educational materials of DLR creators. The approach involves developing a faceted author representation based on creators' educational materials and inferred teaching personas to enhance the discovery of novel educational content.

**Paper Abstract:** The research problem is the isolation of scientific research and information overload, which limit awareness and hinder innovation. The approach involves constructing a faceted representation of authors from their papers and inferred personas to balance relevance and novelty in discovering new scholars and their work.

**Summary and Differences:** - **Project Proposal Summary:** Enhancing the discovery of digital learning resources by developing a faceted author representation based on educational materials and teaching personas. - **Paper Abstract Summary:** Facilitating the discovery of new scholars and their work by constructing a faceted author representation from scientific papers and inferred personas to balance relevance and novelty. - **Differences:** - The project proposal focuses on digital learning resources and educational content, aiming to improve the learning experience. - The paper abstract focuses on scientific research and scholars, aiming to boost innovation and bridge diverse scientific communities.

No

..... *The comparison with other papers has been truncated due to space limitations. All papers in the most relevant set are marked as "Binary Judgment: No", which implies it **should not be cited as similar work to the idea.***

**Classification: novel**

---

Table 6. Comparison of reasoning provided by different approaches for second example idea.

<b>Example 2</b>	
<p><b>IDEA:</b> Develop a <b>Co-Creative Interaction Framework</b> for LLM-assisted evaluations to <b>align llm evaluation with human preferences</b>. This framework will map out detailed interaction models between human evaluators and LLMs, including turn-taking, communication protocols, and iterative feedback loops. The framework will be evaluated through <b>qualitative study</b> involving user testing and thematic analysis of evaluator experiences, capturing how well the framework supports alignment with human preferences and identifying areas for iterative improvement.</p> <p><b>MOST RELEVANT PAPERS:</b></p> <ol style="list-style-type: none"> <li>(1) EvalLM: Interactive Evaluation of Large Language Model Prompts on User-Defined Criteria</li> <li>(2) Human-Centered Design Recommendations for LLM-as-a-judge</li> <li>(3) CheckEval: Robust Evaluation Framework using Large Language Model via Checklist</li> <li>(4) Human-Centered Evaluation and Auditing of Language Models</li> <li>(5) Prometheus 2: An Open Source Language Model Specialized in Evaluating Other Language Models</li> <li>(6) Who Validates the Validators? Aligning LLM-Assisted Evaluation of LLM Outputs with Human Preferences</li> <li>(7) Evaluation of Code Generation for Simulating Participant Behavior in Experience Sampling Method by Iterative In-Context Learning of a Large Language Model</li> <li>(8) Discovering Language Model Behaviors with Model-Written Evaluations</li> <li>(9) LLM Comparator: Visual Analytics for Side-by-Side Evaluation of Large Language Models</li> <li>(10) Do LLMs Meet the Needs of Software Tutorial Writers? Opportunities and Design Implications</li> </ol> <p><b>EXPERT-LABELED CLASS:</b> Novel</p>	
<b>Method</b>	<b>Review</b>
<b>SCIDEATOR (Ours)</b>	<p>The idea is <b>novel</b> because it introduces a CoCreative Interaction Framework specifically designed to align LLM evaluation with human preferences through detailed interaction models, including turntaking, communication protocols, and iterative feedback loops. This approach is distinct from related works like EvalLM[1], which focuses on iterative refinement of prompts, and EvaluLLM[2], which leverages LLMs as customizable judges but does not map out detailed interaction models. Additionally, CheckEval[3] and Prometheus 2[5] focus on evaluation frameworks and opensource evaluators, respectively, without the cocreative interaction aspect. The proposed framework’s emphasis on qualitative studies and thematic analysis to capture evaluator experiences further differentiates it from existing methods.</p>

**AI Scientist**

THOUGHT:\n The proposed idea involves designing a framework for co-creative interaction between human evaluators and Large Language Models (LLMs), focusing on aspects like turn-taking and communication protocols. It also emphasizes qualitative study and thematic analysis. This is a very specific angle that combines human-computer interaction and AI evaluation. While several existing papers discuss LLM evaluation frameworks, human-centered design, and human involvement in evaluation (e.g., EvalLM, EvaluLLM, and other papers from the results), the specific focus on co-creative interaction frameworks with detailed interaction models and iterative feedback loops may not have been explored thoroughly.\n\n Additionally, the idea looks at aligning evaluations with human preferences which is a nuanced approach. Therefore, a more targeted query to ascertain if any existing literature discusses similar co-creative frameworks or detailed interaction models involving human evaluators and LLMs is necessary. The current results do not seem to cover this specific angle in depth.

**Decision made: novel**

RESPONSE:\n“json\n\n "Query": "Co-creative interaction framework LLM evaluation"\n\n“

**AI Researcher**

Proposed Research Problem and Approach:

- Project Proposal: - Problem: Current LLM evaluation methods often fail to align with human preferences. - Approach: Develop a Co-Creative Interaction Framework (CCIF) that includes detailed interaction models between human evaluators and LLMs, facilitating turn-taking, communication protocols, and iterative feedback loops to better align LLM evaluations with human preferences. - Paper Abstract: - Problem: Developers must iteratively revise prompts by evaluating outputs to diagnose weaknesses, which is effort-intensive and context-specific. - Approach: Present EvalLM, an interactive system for iteratively refining prompts by evaluating multiple outputs on user-defined criteria, using an LLM-based evaluator to provide feedback and improve prompts. - Differences: - The project proposal focuses on aligning LLM evaluations with human preferences through a co-creative interaction framework involving detailed interaction models. - The paper abstract focuses on refining LLM prompts through an interactive system that evaluates outputs based on user-defined criteria.

No

..... *The comparison with other papers has been truncated due to space limitations. All papers in the most relevant set are marked as "Binary Judgment: No", which implies it **should not be cited as similar work to the idea.***

**Classification: novel**

### C INSIGHTS FROM LLM PROMPT OPTIMIZATION USING TEXTGRAD

In our experiments with TextGrad, we investigated how specific prompt instructions influence an LLM’s ability to classify the novelty of an idea. Table 7 presents the accuracy of various prompts optimized with TextGrad on our dataset (train=25, validation = 10, test = 32).

Prompts with both non-zero and zero validation accuracy included various instructions for evaluating the novelty of ideas, such as assessing the uniqueness of methods and their comparison to existing research. Through this prompt optimization process, we observed interesting ways in which LLMs may evaluate novelty, like considering historical context, frequency of similar studies, comparative analysis with existing works, examining arguments for both novel and non-novel perspectives. However, prompts without these specific instructions also influenced accuracy, suggesting the complexity of novelty evaluation with LLMs.

Notably, some prompts with similar instructions showed different performance on validation data. For example, both prompt 3 (accuracy = 0) and prompt 9 (accuracy = 0.6) includes instructions to evaluate if idea introduces unique methodologies, and how it compares to existing work. However, the difference in their performance suggests that subtle variations in wording and instruction framing can significantly impact the classification performance. It remains unclear why certain prompts perform better despite having similar instructions.

Our analysis highlights the LLM’s sensitivity to prompt design when assessing novelty of an idea. Even minor variations in wording and structure can lead to substantial performance changes, emphasizing the need for careful prompt engineering and well-chosen in-context examples to guide the LLM for idea novelty evaluation.

Table 7. **Performance trends of test accuracy across prompts during prompt optimization with TextGRAD.** Highlighted text shows unique instructions used to evaluate the novelty of ideas. The final test accuracy was 0.78125, showing that none of the optimized prompts (1 to 12) improved over the original.

Prompt Number	Validation Accuracy	Prompt Text
<b>Starting Prompt</b>	0.8	You are a classifier. Given a research idea and related papers, classify the idea as ‘novel’ or ‘not novel’ Respond in two lines: Review: <This is the review you will generate after comparing idea with related papers.> Classification:<novel or not novel label according to your review/rationale>

Prompt Number	Validation Accuracy	Prompt Text
1	0	<p>You are a classifier. Given a research idea and related papers, classify the idea as 'novel' or 'not novel'.</p> <p>A novel idea introduces a unique, groundbreaking concept or approach not previously covered in the literature. A not novel idea reiterates or slightly modifies existing research. Consider the historical context and frequency of similar studies when making your classification. Focus on identifying unique, groundbreaking elements that differentiate the idea from existing research. Do not rely solely on keywords or the mention of a controlled setting to determine novelty. If the classification is ambiguous, indicate uncertainty and suggest a human review.</p> <p>Respond with only the classification label: 'novel' or 'not novel'.</p>
2	0.7	<p>You are a classifier. Classify the research idea as 'novel' or 'not novel' based on the related papers. Provide a brief review and directly state the classification.</p> <p>Review: &lt;This is the review you will generate after comparing the idea with related papers.&gt; Classification: &lt;novel or not novel label according to your review/rationale&gt;</p> <p>Example: Review: The idea is unique as it combines adaptive interfaces with AI explanations, which is not covered in the provided papers. Classification: novel.</p>
3	0	<p>You are a classifier. Given a research idea and related papers, classify the idea as 'novel' or 'not novel'.</p> <p>Respond in two lines:</p> <p>Review: Provide a detailed review comparing the idea with related papers. Include specific examples and details from the referenced papers to justify your classification. Highlight both similarities and differences between the proposed idea and existing methodologies. Ensure your review is concise and precise, focusing on the main arguments.</p> <p>Classification: Based on the review, classify the idea as 'novel' or 'not novel' according to the following criteria:</p> <ul style="list-style-type: none"> <li>- Uniqueness of the approach</li> <li>- Originality of the application</li> <li>- Novelty of the results</li> </ul> <p>Provide specific references or evidence from the papers mentioned to support your classification. Use assertive language to clearly convey your classification.</p>



Prompt Number	Validation Accuracy	Prompt Text
4	0.7	<p>You are a classifier. Classify the research idea as 'novel' or 'not novel' based on the related papers. Respond concisely:</p> <p>Review: &lt;brief review&gt; Classification: &lt;novel or not novel&gt;</p>
5	0	<p>You are a classifier. Given a research idea and related papers, classify the idea as 'novel' or 'not novel.'</p> <p>Respond in two lines:</p> <ol style="list-style-type: none"> <li><b>Review</b>: Provide a detailed review comparing the idea with related papers. Include specific examples and details from the referenced papers to justify your classification. Highlight both similarities and differences between the proposed idea and existing methodologies. Ensure your review is concise and precise, focusing on the main arguments.</li> <li><b>Classification</b>: Based on the review, classify the idea as 'novel' or 'not novel' according to the following criteria: <ul style="list-style-type: none"> <li>- Uniqueness of the approach</li> <li>- Originality of the application</li> <li>- Novelty of the results</li> </ul> </li> </ol> <p>- Provide specific references or evidence from the papers mentioned to support your classification.</p> <p>- Use assertive language to clearly convey your classification.</p>

Prompt Number	Validation Accuracy	Prompt Text
6	0.6	<p>You are a classifier. Given a research idea and related papers, classify the idea as 'novel' or 'not novel'.</p> <ul style="list-style-type: none"> <li>- <b>Contextual Understanding</b> : Consider whether the idea introduces a new methodology, algorithm, or application that has not been previously discussed in the related papers.</li> <li>- <b>Feature Extraction</b> : Identify unique components of the idea, such as specific algorithms, methodologies, or applications, and compare them with those mentioned in the related papers.</li> <li>- <b>Historical Data</b> : Evaluate the idea against existing algorithms and methodologies discussed in the related papers to determine if it introduces a new concept.</li> <li>- <b>Specificity in Language</b> : Provide a detailed explanation for your classification, mentioning specific similarities or differences between the idea and the related papers.</li> <li>- <b>Critical Analysis</b> : Critically assess the originality of the idea by comparing it with existing solutions and discussing any incremental improvements or novel aspects.</li> <li>- <b>Feedback Loop</b> : Your classifications will be reviewed by experts. Use their feedback to refine your understanding and improve future classifications.</li> <li>- <b>Bias Reduction</b> : Consider both the possibility that the idea is novel and that it is not novel. Provide evidence for your conclusion.</li> <li>- <b>Explainability</b> : Justify your classification by explaining why the idea is novel or not novel, referencing specific elements from the related papers.</li> </ul> <p>Respond in two lines:  Review: &lt;Provide a concise review in no more than two sentences, based on the comparison of the idea with related papers.&gt; Classification: &lt;novel or not novel label according to your review/rationale&gt;</p>

Prompt Number	Validation Accuracy	Prompt Text
7	0.3	<p>You are a classifier. Given a research idea and related papers, classify the idea as 'novel' or 'not novel' based on the following criteria:</p> <ol style="list-style-type: none"> <li><b>Definition of Novelty</b>: - A 'novel' idea introduces a unique, groundbreaking concept, methodology, or significant improvement over existing work. - A 'not novel' idea closely aligns with existing work without significant innovation.</li> <li><b>Contextual Instructions</b>: - If the idea involves common methodologies or well-known techniques, explicitly mention these aspects in your review. - Consider the historical context and frequency of similar studies when making your classification.</li> <li><b>Comparative Analysis</b>: - Compare the proposed idea with existing systems or technologies mentioned in the related papers. Highlight similarities to justify the classification.</li> <li><b>Evidence and Examples</b>: - Provide specific examples or evidence from the related papers that demonstrate the lack of novelty.</li> <li><b>Structured Format</b>: - Use a structured format with sections such as 'Introduction,' 'Evaluation Criteria,' 'Comparative Analysis,' and 'Conclusion' to present your review.</li> </ol> <p>Respond in two lines:  Review: &lt;This is the review you will generate after comparing the idea with related papers.&gt; Classification: &lt;novel or not novel label according to your review/rationale&gt;</p>
8	0	<p>You are a classifier. Given a research idea and related papers, classify the idea as 'novel' or 'not novel'. Respond in two lines:</p> <ol style="list-style-type: none"> <li>Review: Provide a detailed review that includes specific references to the related papers, highlighting similarities and differences. Include direct quotes or specific sections from the related papers that support your classification.</li> <li>Classification: Use precise terminology to classify the idea as 'novel' or 'not novel' based on your review/rationale. Avoid vague terms and be specific in your justification.</li> </ol>

Prompt Number	Validation Accuracy	Prompt Text
9	0.6	<p>You are a classifier. Given a research idea and related papers, classify the idea as 'novel' or 'not novel'.</p> <p>Definition of Novel: An idea is 'novel' if it introduces a new concept, methodology, or significant improvement that is not already well-documented in the provided papers.</p> <p>Criteria for Evaluation:</p> <ol style="list-style-type: none"> <li>Uniqueness of the approach.</li> <li>Combination of elements.</li> <li>Presence of similar frameworks in the literature.</li> </ol> <p>Instructions:</p> <ol style="list-style-type: none"> <li>Compare the proposed idea's methodology, scope, and application with those described in the related papers.</li> <li>Highlight specific aspects of the idea and compare them with the related papers.</li> <li>Provide a detailed review based on the comparison.</li> <li>Conclude with a classification of 'novel' or 'not novel' based on this comparison.</li> </ol> <p>Respond in the following format: Review: &lt;This is the review you will generate after comparing the idea with related papers.&gt; Classification: &lt;novel or not novel label according to your review/rationale&gt;</p>
10	0.6	<p>You are a classifier. Given a research idea and related papers, classify the idea as 'novel' or 'not novel'. A novel idea introduces a unique, groundbreaking concept or approach not previously covered in the literature. A not novel idea reiterates or slightly modifies existing research. Consider the historical context and frequency of similar studies when making your classification.</p> <p>Respond in two lines: Review: &lt;one-sentence review&gt; Classification: &lt;novel or not novel&gt;</p> <p>Ensure your response is concise and uses simple language. Avoid unnecessary details.</p>

Prompt Number	Validation Accuracy	Prompt Text
11	0.6	<p>You are a classifier. Given a research idea and related papers, classify the idea as ‘novel’ or ‘not novel’. Respond with: 1. Review: Provide a concise review in no more than two sentences, comparing the idea with related papers. Ensure your review includes a clear rationale for why the idea is classified as ‘novel’ or ‘not novel’. <b>Avoid using uncertain terms like ‘appears’ or ‘seems’</b>. 2. Classification: Use the term ‘novel’ or ‘not novel’ consistently based on your review.</p> <p>Example:  Review: The proposed idea of developing a human-centric explainable AI system is novel because it uniquely combines explainable AI techniques with iterative improvement through human feedback and predictive models. Classification: novel</p>
12	0.5	<p>You are a classifier. Given a research idea and related papers, classify the idea as ‘novel’ or ‘not novel’. Respond in two lines:  Review: &lt;Provide a detailed review comparing the idea with related papers, including specific examples and reasons for your classification. Mention existing tools or research that cover similar capabilities.&gt; Classification: &lt;novel or not novel label according to your review/rationale. Use the term ‘novel’ consistently in both your review and classification. Ensure your response is detailed yet concise, avoiding unnecessary verbosity.&gt;</p>

## D EXPERIMENTAL SETUP

### D.1 Experimental Setup of Different Prompting Approaches

The best-performing in-context setting used 15 novel and non-novel examples with seed 100. For the OpenReview examples, the best setup involved 5 idea-review pairs. For DSPy we used 2 bootstrapped examples, and trained both DSPy and TextGRAD for 12 prompt iterations.

### D.2 Baselines

In this section, we briefly describe the AI-Scientist and AI-Researcher novelty evaluation system. We compare only the novelty prompts of these two approaches with SCIDEATOR, rather than the entire system, because the test set contains novelty judgements based on a fixed set of the 10 most relevant papers for each idea. Since different retrieval methods could introduce new papers, we standardize the paper set to ensure a fair comparison of the prompts alone.

**AI Scientist.** AI Scientist [30] consists of both a paper reviewer and an idea novelty evaluator. In our analysis, we focus solely on the idea novelty evaluator. Lu et al. [30]’s idea novelty evaluator operates in an iterative manner by querying

an LLM to determine the novelty of a research idea. At each iteration, the LLM generates a query from the idea which in the next iteration is sent to Semantic Scholar to retrieve the most relevant papers for comparison. Based on this comparison, the LLM provides a decision: if the idea is novel, it outputs "decision made: novel," and the process stops, labeling the idea as novel. Alternately, if there is substantial overlap with existing works, the LLM outputs "decision made: not novel," and the idea is marked as not novel. The process continues either until a decision is reached or until the maximum number of iterations (default is 10). In cases where no clear decision is made, the tool defaults to labeling the idea as "not novel".

To compare the effectiveness of the AI Scientist prompt and ensure that no variability is introduced by the retrieval step in its novelty evaluation, we fixed and provided the most relevant papers. We evaluated the decisions made by the AI Scientist novelty checker in two setups: (i) Single Iteration with Fixed Papers: where we performed only one iteration with the most relevant papers, and, (ii) Maximum Iterations with Fixed Papers: where we allowed the model to continue up to a maximum number of iterations (default is 10), still using the fixed set of most relevant papers. In the first setting, we observed that in 18 out of 32 cases, a decision was not made, defaulting to "not novel". For the remaining ideas, in 8 out of 32 cases the decision was not novel and in 6 out of 32 cases the decision was novel. In the second setting, where we allowed the model to iterate until it reached a decision, we found that all but 2 cases were considered novel, even though the test set includes 13 ideas labeled as "not novel." Notably, those 2 instances were cases where the model defaulted to "not novel" rather than explicitly deciding so. We chose to report the result of the first setting only, as it shows more diversity of "not novel" judgements.

We adapted our test set ideas to match the style required by AI Scientist’s novelty prompt. We employed a prompt optimized using Anthropic’s prompt generator for this style adaptation and also provided in-context examples of ideas from their GitHub repository.

In addition to evaluating the idea, their novelty checker also uses a code file, `experiment.py`, which links to open-source codes relevant to the domain of the idea. For language-model-based ideas, it references the NanoGPT code<sup>18</sup>, while for diffusion-model-based ideas, it links to codes such as `tiny-diffusion`<sup>19</sup>. Since all expert-labeled examples in the test and train sets are from the language domain, we use the NanoGPT code as the default `experiment.py`. We used the default LLM specified in their setup: "gpt-4o-2024-08-06".

**AI Researcher.** AI Researcher [41] uses a Swiss-system tournament ranking to compare ideas pairwise, filtering out lower-ranked ideas. However, in our evaluation, we do not adopt this ranking system because our goal is to provide a novelty classification for each idea in the test set. Instead, we compare AI Researcher’s standalone prompt, which evaluates each idea individually without tournament-style ranking.

AI Researcher evaluates the novelty of an idea by comparing it to one paper at a time, unlike AI Scientist and SCIDEATOR. For each comparison, the LLM decides whether the paper should be cited as similar work. If the research problem and approach in the idea and the paper align, the LLM outputs "Yes," recommending that the paper should be cited. If they differ, it outputs "No," along with an explanation of the differences. If any comparison results in a "Yes," the idea is considered not novel.

We adapted the style of our ideas to align with the format required by AI Researcher’s novelty prompt. We leveraged the style adaptation prompt provided by them from their GitHub repository. Following their approach, we present

<sup>18</sup><https://github.com/karpathy/nanoGPT>, <https://github.com/karpathy/nanoGPT/pull/254>

<sup>19</sup><https://github.com/tanelp/tiny-diffusion>, <https://github.com/lucidrains/ema-pytorch>, <https://www.research.autodesk.com/publications/same-stats-different-graphs/>

results for both "gpt-4o" and "claude-3-5-sonnet-20240620" in Table 3. In the qualitative examples, we showcase the results of the better-performing model, gpt-4o.

## E PROMPTS FOR ANALOGOUS PAPER FACET FINDER

### E.1 Prompt to extract facets from a paper title/abstract.

```
def promptTextToPurposeMechanism(texts):
    prompt = f"""
    TEXTS: """
    for t in range(0, len(texts)):
        prompt += f"""
        Text { t+1}
        {texts[t]} """
    prompt += f"""

    INSTRUCTIONS:
    You are ScientistGPT, an intelligent assistant that helps researchers come up with coherent, novel, and useful research ideas.
    Present the purpose, mechanism, and evaluation of each text above.
    The purpose is the problem being addressed (e.g., to assist with writing scientific tweetorials, to answer questions over the scientific
    ↔ literature).
    The mechanism is the proposed method to solve the problem (e.g., interactive system with LLM-based scaffolding, Retrieval-Augmented
    ↔ Generation agent).
    The evaluation is the method used to determine how well the proposed solution solved the problem (e.g., lab user study, science QA
    ↔ benchmarks).

    Follow the rules below for generating each facet (purpose, mechanism, and evaluation):
    1. Broad enough so as to generalize to new research ideas but specific enough to be helpful in coming up with research ideas.
    2. Single short phrases only (no more than 7 words). If you cannot write the facet in a short phrase, it is too specific.
    3. No numbers unless they are part of a name (e.g., GPT-4, big 5 personality traits).
    4. No acronyms or abbreviations.
    5. If the text has more than one of the same type of facet, combine them into one.

    Examples of bad vs good purposes:
    - bad (too specific): to generate creative writing activities for third-grade English lessons --> good: to support elementary creative writing
    - bad (too broad): to support healthcare --> good: to provide clinical decision support
    - bad (more than one purpose that are uncombined): to improve engagement between content creators and audience, to decrease negative effects
    ↔ of social media --> good: to improve social media creator-audience interaction

    Examples of bad vs good mechanisms:
    - bad (too specific, numbers that aren't part of a name, acronym): LLM chain-of-thought from gpt-3.5-turbo trained up to 11/06 with
    ↔ temperature=0.7 --> good: chain-of-thought from large language models
    - bad (too broad): recommendation system --> good: collaborative filtering
    - bad (too broad): machine learning --> good: k-nearest neighbors algorithm
    - bad (more than one mechanism that are uncombined): content-based AI explanations, social-based AI explanations --> good: AI explanations
    ↔ generated with different techniques

    Examples of bad vs good evaluations:
    - bad (too specific): between-subjects 4x4 user study with 32 participants --> good: Wizard of Oz user study
    - bad (too broad): questionnaire --> good: NASA-TLX Index
    - bad (too broad): qualitative evaluation --> good: semi-structured interviews

    Follow the rules below for generating definitions of each facet.
    1. Should be up to 2 sentences.
    2. Replace proper nouns with their definitions.
    3. Replace jargon with their definitions.
    4. Write out acronyms.
    5. Should be self-contained. Do NOT include information that is beyond the definition of the facet.
    6. Do NOT reuse the words already in the facet.

    Examples of bad vs good definitions:
    - facet: longitudinal study.
```

```

bad: a study that evaluates the tool Toolio over the course of a year --> good: a study that takes place over a long period of time extending
↳ at least multiple days
- facet: Toolio for creative writing.
bad: Toolio implements SLM for generating creative writing --> good: A mixed-initiative tool that uses large language models to scaffold the
↳ process of writing creative short stories by implementing the Standard Learning Method
- facet: to help users better understand black-box models.
bad: to help users better understand AI-Bot-360 --> good: to help users better understand how AI models work when their algorithm cannot be
↳ fully known

```

Make sure all information is faithful to the associated text.  
It is very important that you follow the answer format provided below!

```

FORMAT FOR ANSWER:
Text <number>
Purpose: To <verb> <rest of purpose here>
Purpose Definition: <purpose definition here>
Mechanism: <noun phrase mechanism here>
Mechanism Definition: <mechanism definition here>
Evaluation: <noun phrase evaluation here>
Evaluation Definition: <evaluation definition here>

```

```

ANSWER:
"""
return prompt

```

## E.2 Prompt to retrieve facets from papers associated with an analogous query.

```

def promptFacetsFromQueryPapers(texts, query, type="", query2="", type2=""):
    prompt = f"""
    TEXTS: """
    for t in range(0, len(texts)):
        prompt += f"""
        Text { t+1}
        {texts[t]} """
        prompt += f"""

    INSTRUCTIONS:
    You are ScientistGPT, an intelligent assistant that helps researchers come up with coherent, novel, and useful research ideas.
    Present the purpose, mechanism, and evaluation of each text above. """
    if type:
        prompt += f"""
        The {type} should be relevant to but not a copy of the following query: {query}. """
    else:
        prompt += f"""
        The facets should be relevant to but not a copy of the following query: {query}. """
    if type2:
        prompt += f"""
        The {type2} should be relevant to but not a copy of the following query: {query2}. """
    prompt += f"""
    The purpose is the problem being addressed (e.g., to assist with writing scientific tweetorials, to answer questions over the scientific
    ↳ literature).
    The mechanism is the proposed method to solve the problem (e.g., interactive system with LLM-based scaffolding, Retrieval-Augmented
    ↳ Generation agent).
    The evaluation is the method used to determine how well the proposed solution solved the problem (e.g., lab user study, science QA
    ↳ benchmarks).

    Follow the rules below for generating each facet (purpose, mechanism, and evaluation):
    1. Broad enough so as to generalize to new research ideas but specific enough to be helpful in coming up with research ideas.
    2. Single short phrases only (no more than 7 words). If you cannot write the facet in a short phrase, it is too specific.
    3. No numbers unless they are part of a name (e.g., GPT-4, big 5 personality traits).
    4. No acronyms or abbreviations.
    5. If the text has more than one of the same type of facet, combine them into one. """

```



```

if type:
    prompt += f"""
6. The {type} should be relevant to but not a copy of the following query: {query}."""
else:
    prompt += f"""
6. The facets should be relevant to but not a copy of the following query: {query}."""
if type2:
    prompt += f"""
7. The {type2} should be relevant to but not a copy of the following query: {query2}."""
prompt += f"""

```

Examples of bad vs good purposes:

- bad (too specific): to generate creative writing activities for third-grade English lessons --> good: to support elementary creative writing
- bad (too broad): to support healthcare --> good: to provide clinical decision support
- bad (more than one purpose that are uncombined): to improve engagement between content creators and audience, to decrease negative effects of social media --> good: to improve social media creator-audience interaction

Examples of bad vs good mechanisms:

- bad (too specific, numbers that aren't part of a name, acronym): LLM chain-of-thought from gpt-3.5-turbo trained up to 11/06 with temperature=0.7 --> good: chain-of-thought from large language models
- bad (too broad): recommendation system --> good: collaborative filtering
- bad (too broad): machine learning --> good: k-nearest neighbors algorithm
- bad (more than one mechanism that are uncombined): content-based AI explanations, social-based AI explanations --> good: AI explanations generated with different techniques

Examples of bad vs good evaluations:

- bad (too specific): between-subjects 4x4 user study with 32 participants --> good: Wizard of Oz user study
- bad (too broad): questionnaire --> good: NASA-TLX Index
- bad (too broad): qualitative evaluation --> good: semi-structured interviews

Follow the rules below for generating definitions of each facet.

1. Should be up to 2 sentences.
2. Replace proper nouns with their definitions.
3. Replace jargon with their definitions.
4. Write out acronyms.
5. Should be self-contained. Do NOT include information that is beyond the definition of the facet.
6. Do NOT reuse the words already in the facet.

Examples of bad vs good definitions:

- facet: longitudinal study.
- bad: a study that evaluates the tool Toolio over the course of a year --> good: a study that takes place over a long period of time extending at least multiple days
- facet: Toolio for creative writing.
- bad: Toolio implements SLM for generating creative writing --> good: A mixed-initiative tool that uses large language models to scaffold the process of writing creative short stories by implementing the Standard Learning Method
- facet: to help users better understand black-box models.
- bad: to help users better understand AI-Bot-360 --> good: to help users better understand how AI models work when their algorithm cannot be fully known

Make sure all information is faithful to the associated text.

It is important that you follow the answer format provided below!"""

```
prompt += f"""
```

FORMAT FOR ANSWER:

```

Text <number>
Purpose: To <verb> <rest of purpose here>
Purpose Definition: <purpose definition here>
Mechanism: <noun phrase mechanism here>
Mechanism Definition: <mechanism definition here>
Evaluation: <noun phrase evaluation here>
Evaluation Definition: <evaluation definition here>

```

ANSWER:

```

"""
return prompt

```

### E.3 Prompt to obtain queries for analogous papers from same topic, same subarea, and different subarea compared to input paper.

```

def promptAnalogyQueries(purpose, mechanism, previousQueries):
    prompt = f"""
INITIAL PURPOSE/MECHANISM:
Purpose: {purpose}
Mechanism: {mechanism}"""
    if previousQueries:
        prompt += f"""

PREVIOUS QUERIES:"""
        for q in previousQueries:
            if q != "start-input" and q != "none":
                prompt += f"""

{q}"""
        prompt += f"""

INSTRUCTIONS:
You are ScientistGPT, an intelligent assistant that helps researchers come up with coherent, novel, and useful research ideas.
What are some analogous purposes and mechanisms to the initial purpose and mechanism above?
Provide one analogous purpose/mechanism that is from the same topic of computer science research, one that is from the same subarea but
↔ different topic of computer science research, and one that is from a different subarea of computer science research.
The relationship between the initial purpose and mechanism should be very similar to the relationship between the analogous purpose and
↔ mechanism.
Also, provide a query (up to 5 words) for finding research papers relevant to each analogous purpose/mechanism."""
    if previousQueries:
        prompt += f"""

Make sure you come up with new analogous purposes/mechanisms that are NOT covered by the previous queries above."""
    prompt += f"""

FORMAT FOR ANSWER:
1. From same topic of computer science research:
Same Topic: <topic of initial purpose/mechanism here>
Analogy: {purpose} is to {mechanism} as <analogous purpose here> is to <analogous mechanism here> because both relationships involve
↔ <specific common relationship description here>.
Purpose: <analogous purpose here>
Mechanism: <analogous mechanism here>
Query for Relevant Research Papers: <query combining analogous purpose and mechanism here>

2. From same subarea of computer science research, but different topic of computer science research:
Same Subarea: <subarea of initial purpose/mechanism here>
Analogy: {purpose} is to {mechanism} as <analogous purpose here> is to <analogous mechanism here> because both relationships involve
↔ <specific common relationship description here>.
Purpose: <analogous purpose here>
Mechanism: <analogous mechanism here>
Query for Relevant Research Papers: <query combining analogous purpose and mechanism here>

3. From different subarea of computer science research:
Different Subarea <different subarea from initial purpose/mechanism here>
Analogy: {purpose} is to {mechanism} as <analogous purpose here> is to <analogous mechanism here> because both relationships involve
↔ <specific common relationship description here>.
Purpose: <analogous purpose here>
Mechanism: <analogous mechanism here>
Query for Relevant Research Papers: <query combining analogous purpose and mechanism here>

ANSWER:
"""
return prompt

```

#### E.4 Prompt to shorten a query for papers in the event that it is too long to retrieve 4 relevant papers.

```
def promptShortenQuery(query):
    prompt = f"""
    QUERY: {query}

    INSTRUCTIONS:
    You are ScientistGPT, an intelligent assistant that helps researchers come up with coherent, novel, and useful research ideas.
    The query above is too specific to retrieve any research papers.
    Please provide a simpler and shorter version of the query to find relevant research papers.
    If you must lose some meaning when shortening the query, prioritize the most important information.

    ANSWER:
    """
    return prompt
\end{verbatim}

\subsection{Prompt to summarize input and near-1 analogous papers to obtain related works' summary.}
\begin{verbatim}
def promptSummarizePapers(facets, papers, corpus_ids):
    prompt = f"""
    PAPERS: """
    index = 0
    for t in corpus_ids:
        index += 1
        prompt += f"""
        Paper {index}:
        Title: {papers[t]["title"]}
        Abstract: {papers[t]["abstract"]}
        Purpose Text: {facets[papers[t]["purpose"]]["text"]}
        Purpose ID: {papers[t]["purpose"]}
        Mechanism Text: {facets[papers[t]["mechanism"]]["text"]}
        Mechanism ID: {papers[t]["mechanism"]}
        Evaluation Text: {facets[papers[t]["evaluation"]]["text"]}
        Evaluation ID: {papers[t]["evaluation"]} """
    prompt += f"""

    INSTRUCTIONS:
    You are ScientistGPT, an intelligent assistant that helps researchers come up with coherent, novel, and useful research ideas.
    Summarize the prior work above in around 300 words.
    Do not summarize individual papers one-by-one. Instead, summarize their contributions as a whole.
    That way, you will know what has already been done in research and will not propose similar ideas.
    Instead, you will come up with novel ideas that build upon the designated papers.

    ANSWER:
    """
    return prompt
\end{verbatim}
```

## F PROMPTS FOR FACETED IDEA GENERATOR

### F.1 Prompt to obtain ideas using Initial or No-P-no-M method.

```
def promptInitialAnalogyIdeas(
    papers, facets, designated_papers, analogous_papers, query, summary, set_eval=[]
):
    prompt = f"""
    SUMMARY OF PRIOR WORK:
    {summary}

    DESIGNATED PAPER: """
    index = 0
    for t in designated_papers:
        index += 1
        prompt += f"""
```

```

Paper {index}:
Title: {papers[t]["title"]}
Abstract: {papers[t]["abstract"]}
Purpose Text: {facets[papers[t]["purpose"]]["text"]}
Purpose ID: {papers[t]["purpose"]}
Mechanism Text: {facets[papers[t]["mechanism"]]["text"]}
Mechanism ID: {papers[t]["mechanism"]}""
    if not set_eval:
        prompt += f""
Evaluation Text: {facets[papers[t]["evaluation"]]["text"]}
Evaluation ID: {papers[t]["evaluation"]}""
prompt += f""

ANALOGOUS PAPERS RELATED TO {query}:""
index = 0
for t in analogous_papers:
    index += 1
    prompt += f""
Paper {index}:
Title: {papers[t]["title"]}
Abstract: {papers[t]["abstract"]}
Purpose Text: {facets[papers[t]["purpose"]]["text"]}
Purpose ID: {papers[t]["purpose"]}
Mechanism Text: {facets[papers[t]["mechanism"]]["text"]}
Mechanism ID: {papers[t]["mechanism"]}""
    if not set_eval:
        prompt += f""
Evaluation Text: {facets[papers[t]["evaluation"]]["text"]}
Evaluation ID: {papers[t]["evaluation"]}""
if set_eval:
    prompt += f""

EVALUATION OPTIONS:""
ind = 0
for eval in set_eval:
    prompt += f""
{ind}. Evaluation Text: {eval[1]}
Evaluation ID: {eval[2]}""
    ind += 1
prompt += f""

INSTRUCTIONS:
You are ScientistGPT, an intelligent assistant that helps researchers come up with coherent, novel, useful research ideas.
A novel research idea is not only rare but also ingenious, imaginative, or surprising.
A useful research idea applies to the stated problem and is effective at solving the problem.

First, read the summary of prior work above.
That way, you will know what has already been done in research and will not propose similar ideas.
Instead, you will come up with novel ideas that build upon prior work.

Second, come up with two novel, useful analogies between the designated paper's purpose/mechanism and an analogous paper's
↔ purpose/mechanism.""
if set_eval:
    prompt += f""
For one analogy, create a coherent, novel, and useful future work idea that combines the purpose from the analogous paper, the mechanism
↔ from the designated paper, and one of the evaluation options above.
For the other analogy, create a coherent, novel, and useful future work idea that combines the purpose from the designated paper, the
↔ mechanism from the analogous paper, and one of the evaluation options above.""
else:
    prompt += f""
For one analogy, create a coherent, novel, and useful future work idea that combines the purpose from the analogous paper, the mechanism
↔ from the designated paper, and the evaluation from either paper.

```

For the other analogy, create a coherent, novel, and useful future work idea that combines the purpose from the designated paper, the mechanism from the analogous paper, and the evaluation from either paper.""""  
prompt += f"""

Example Analogy: The purpose "to make a lighter, more compact solar array" is to the mechanism "lighter and more compact hinges and springs"  
↔ as the purpose "to create folded structures" is to the mechanism "origami techniques" because both relationships involve utilizing a  
↔ technique that reduces the volume of an object in order to create a more compact object.

Make the ideas as specific as possible while describing each in 100 to 150 words.  
The ideas should be self-contained and not require researchers to have read the provided papers. For example, saying "Use Tool X" is not  
↔ self-contained because the researcher might not have read the relevant paper to know what Tool X is. Instead, you could say "Use a tool  
↔ to do Y."

The ideas should be novel and should NOT be similar to the ideas already mentioned in the designated papers.

Also, bold and highlight the phrases that relate to the facets in each idea.  
There should be at least one bolded phrase per facet in each idea.  
Use HTML tags to bold the phrases and highlight them in the assigned color: purpose=#F0FFF0, mechanism=FFFFACD, evaluation=#E6E6FA.  
FORMAT FOR IDEA WITH BOLDED/HIGHLIGHTED FACETS:  
<non-facet text> <b style="background-color:FFFFACD;"><mechanism text></b> <non-facet text> <b style="background-color:F0FFF0;"><purpose  
↔ text></b> <non-facet text>. <non-facet text> <b style="background-color:E6E6FA;"><evaluation text></b>.

The purposes/mechanisms/evaluations IDs should be written VERBATIM from what is provided.  
Do NOT make up facet IDs that are not explicitly given above.  
It is important that you follow the answer format provided below!

FORMAT FOR ANSWER:

Analogy: The designated purpose <purpose text from designated paper here> is to the designated mechanism <mechanism text from designated  
↔ paper here> as the analogous purpose <purpose text from selected analogous paper here> is to the analogous mechanism <mechanism text  
↔ from selected analogous paper here> because both relationships involve <common relationship description here>.

Why Analogy is Novel Compared to Prior Work: <sentence on why analogy is novel here>  
Why Analogy is Useful: <sentence on why analogy is useful here>  
Purpose Text: <purpose text from selected analogous paper here>  
Purpose ID: <purpose ID from selected analogous paper here>  
Mechanism Text: <mechanism text from designated paper here>  
Mechanism ID: <mechanism ID from designated paper here>"""

if not set\_eval:  
prompt += f"""

Evaluation Text: <selected evaluation from either paper here>  
Evaluation ID: <selected evaluation ID from either paper here>"""

else:  
prompt += f"""

Evaluation Text: <selected evaluation option text here>  
Evaluation ID: <selected evaluation option ID here>"""

prompt += f"""

Future Work Idea: <idea with bolded/highlighted facets here>

Analogy: The designated purpose <purpose text from designated paper here> is to the designated mechanism <mechanism text from designated  
↔ paper here> as the analogous purpose <purpose text from selected analogous paper here> is to the analogous mechanism <mechanism text  
↔ from selected analogous paper here> because both relationships involve <common relationship description here>.

Why Analogy is Novel Compared to Prior Work: <sentence on why analogy is novel here>  
Why Analogy is Useful: <sentence on why analogy is useful here>  
Purpose Text: <purpose text from designated paper here>  
Purpose ID: <purpose ID from designated paper here>  
Mechanism Text: <mechanism text from selected analogous paper here>  
Mechanism ID: <mechanism ID from selected analogous paper here>"""

if not set\_eval:  
prompt += f"""

Evaluation Text: <selected evaluation from either paper here>  
Evaluation ID: <selected evaluation ID here>"""

else:  
prompt += f"""

Evaluation Text: <selected evaluation option text here>  
Evaluation ID: <selected evaluation option ID here>"""

prompt += f"""

Future Work Idea: <idea with bolded/highlighted facets here>

```
ANSWER:
"""
return prompt
```

## F.2 Prompt to obtain relevant facet recommendations when a facet is selected.

```
def promptRelevantFacets(
    papers,
    facets,
    summary,
    designated_papers,
    analogous_papers,
    relevant_purpose,
    set_eval,
    number=2,
):
    prompt = f"""
SUMMARY OF PRIOR WORK:
{summary}

DESIGNATED PAPERS: """
    index = 0
    for t in designated_papers:
        index += 1
        if t in papers:
            prompt += f"""
Paper {index}: """
            if "title" in papers[t]:
                prompt += f"""
Title: {papers[t]["title"]}
Abstract: {papers[t]["abstract"]} """
            prompt += f"""
Purpose Text: {facets[papers[t]["purpose"]]["text"]}
Purpose ID: {papers[t]["purpose"]}
Mechanism Text: {facets[papers[t]["mechanism"]]["text"]}
Mechanism ID: {papers[t]["mechanism"]} """
            prompt += f"""

ANALOGOUS PAPERS: """
    index = 0
    for t in analogous_papers:
        index += 1
        prompt += f"""
Paper {index}:
Title: {papers[t]["title"]}
Abstract: {papers[t]["abstract"]}
Purpose Text: {facets[papers[t]["purpose"]]["text"]}
Purpose ID: {papers[t]["purpose"]}
Mechanism Text: {facets[papers[t]["mechanism"]]["text"]}
Mechanism ID: {papers[t]["mechanism"]} """
        if not set_eval:
            prompt += f"""
Evaluation Text: {facets[papers[t]["evaluation"]]["text"]}
Evaluation ID: {papers[t]["evaluation"]} """
        prompt += f"""

INSTRUCTIONS:
You are ScientistGPT, an intelligent assistant that helps researchers come up with coherent, novel, and useful research ideas.
A novel research idea is not only rare but also ingenious, imaginative, or surprising.
A useful research idea applies to the stated problem and is effective at solving the problem.
```

```

First, read the summary of prior work above.
That way, you will know what has already been done in research and will not propose similar ideas.
Instead, you will come up with novel ideas that build upon prior work.

Second, come up with {number} novel, useful analogies between the purpose/mechanism from a designated paper and the purpose/mechanism from
↔ an analogous paper. """
if relevant_purpose:
    if set_eval:
        prompt += f"""
For each analogy, note the purpose from the designated paper and the mechanism from the analogy paper. """
    else:
        prompt += f"""
For each analogy, note the purpose from the designated paper and the mechanism and evaluation from the analogy paper. """
else:
    if set_eval:
        prompt += f"""
For each analogy, note the mechanism from the designated paper and the purpose from the analogy paper. """
    else:
        prompt += f"""
For each analogy, note the mechanism from the designated paper and the purpose and evaluation from the analogy paper. """
prompt += f"""
Example Analogy: The designated purpose "to make a lighter, more compact solar array" is to the designated mechanism "lighter and more
↔ compact hinges and springs" as the selected purpose "to create folded structures" is to the selected mechanism "origami techniques"
↔ because both relationships involve utilizing a technique that reduces the volume of an object in order to create a more compact object.

The purposes/mechanisms/evaluations IDs should be written VERBATIM from what is provided.
Do NOT make up facet IDs that are not explicitly given above.
It is important that you follow the answer format provided below!

FORMAT FOR ANSWER: """
if relevant_purpose:
    prompt += f"""
[number]. Analogy: The designated purpose <purpose text from selected designated paper here> is to the designated mechanism <mechanism text
↔ from selected designated paper here> as the analagous purpose <purpose text from selected analogous paper here> is to the analagous
↔ mechanism <mechanism text from selected analogous paper here> because both relationships involve <common relationship description here>.
Purpose Text: <purpose text from selected designated paper here>
Purpose ID: <purpose ID from selected designated paper here> """
else:
    prompt += f"""
[number]. Analogy: The designated purpose <purpose text from selected designated paper here> is to the designated mechanism <mechanism text
↔ from selected designated paper here> as the analagous purpose <purpose text from selected analogous paper here> is to the analagous
↔ mechanism <mechanism text from selected analogous paper here> because both relationships involve <common relationship description here>.
Purpose Text: <purpose text from selected analogous paper here>
Purpose ID: <purpose ID from selected analogous paper here> """
if not relevant_purpose:
    prompt += f"""
Mechanism Text: <mechanism text from selected designated paper here>
Mechanism ID: <mechanism ID from selected designated paper here> """
else:
    prompt += f"""
Mechanism Text: <mechanism text from selected analogous paper here>
Mechanism ID: <mechanism ID from selected analogous paper here> """
if not set_eval:
    prompt += f"""
Evaluation Text: <evaluation text from selected analogous paper here>
Evaluation ID: <evaluation ID from selected analogous paper here> """
prompt += f"""

ANSWER:
"""
return prompt

```

### F.3 Prompt to obtain ideas using P-or-M method.

```

def promptFillAnalogyIdeas(
    papers,
    facets,
    summary,
    designated_papers,
    analogous_papers,
    relevant_purposes,
    relevant_mechanisms,
    set_eval,
    number=8,
):
    prompt = f"""
SUMMARY OF PRIOR WORK:
{summary}

DESIGNATED PAPERS: """"
index = 0
for t in designated_papers:
    index += 1
    prompt += f"""
Paper {index}: """"
    if t in papers:
        if "title" in papers[t]:
            prompt += f"""
Title: {papers[t]["title"]}
Abstract: {papers[t]["abstract"]}""""
            prompt += f"""
Purpose Text: {facets[papers[t]["purpose"]]["text"]}
Purpose ID: {papers[t]["purpose"]}
Mechanism Text: {facets[papers[t]["mechanism"]]["text"]}
Mechanism ID: {papers[t]["mechanism"]}""""
            if not set_eval:
                prompt += f"""
Evaluation Text: {facets[papers[t]["evaluation"]]["text"]}
Evaluation ID: {papers[t]["evaluation"]}""""
            prompt += f"""

ANALOGOUS PAPERS: """"
index = 0
for t in analogous_papers:
    index += 1
    prompt += f"""
Paper {index}:
Title: {papers[t]["title"]}
Abstract: {papers[t]["abstract"]}
Purpose Text: {facets[papers[t]["purpose"]]["text"]}
Purpose ID: {papers[t]["purpose"]}
Mechanism Text: {facets[papers[t]["mechanism"]]["text"]}
Mechanism ID: {papers[t]["mechanism"]}""""
            if not set_eval:
                prompt += f"""
Evaluation Text: {facets[papers[t]["evaluation"]]["text"]}
Evaluation ID: {papers[t]["evaluation"]}""""
            if set_eval:
                prompt += f"""

EVALUATION OPTIONS: """"
ind = 0
for eval in set_eval:
    prompt += f"""
{ind}. Evaluation Text: {eval[1]}
Evaluation ID: {eval[2]}""""

```



```

    ind += 1
    prompt += f"""
INSTRUCTIONS:
You are ScientistGPT, an intelligent assistant that helps researchers come up with coherent, novel, and useful research ideas.
A novel research idea is not only rare but also ingenious, imaginative, or surprising.
A useful research idea applies to the stated problem and is effective at solving the problem.

First, read the summary of prior work above.
That way, you will know what has already been done in research and will not propose similar ideas.
Instead, you will come up with novel ideas that build upon prior work.

Second, come up with {number} novel, useful analogies between the purpose/mechanism from a designated paper and the purpose/mechanism from
↔ an analogous paper. """
if relevant_purposes:
    if set_eval:
        prompt += f"""
For each analogy, create a novel, useful future work idea that combines the purpose from a designated paper with the mechanism from an
↔ analogous paper.
The idea should also include one of the evaluation options above. """
    else:
        prompt += f"""
For each analogy, create a novel, useful future work idea that combines the purpose from a designated paper, the mechanism from an analogous
↔ paper, and the evaluation from one of those two papers. """
else:
    if set_eval:
        prompt += f"""
For each analogy, create a novel, useful future work idea that combines the mechanism from a designated paper with the purpose from an
↔ analogous paper.
The idea should also include one of the evaluation options above. """
    else:
        prompt += f"""
For each analogy, create a novel, useful future work idea that combines the mechanism from a designated paper, the purpose from an analogous
↔ paper, and the evaluation from one of those two papers. """
prompt += f"""
Example Analogy: The designated purpose "to make a lighter, more compact solar array" is to the designated mechanism "lighter and more
↔ compact hinges and springs" as the selected purpose "to create folded structures" is to the selected mechanism "origami techniques"
↔ because both relationships involve utilizing a technique that reduces the volume of an object in order to create a more compact object.

Make the ideas as specific as possible while describing each in 100 to 150 words.
The ideas should NOT be mentioned in a paper already.
The idea should be self-contained and not require researchers to have read the provided papers. For example, saying "Use Tool X" is not
↔ self-contained because the researcher might not have read the relevant paper to know what Tool X is. Instead, you could say "Use a tool
↔ to do Y."
The idea should be novel and should NOT be similar to the ideas already mentioned in the summary of prior work.

Also, bold and highlight the phrases that relate to the facets in the idea.
There should be at least one bolded phrase per facet.
Use HTML tags to bold the phrases and highlight them in the assigned color: purpose=#F0FFF0, mechanism=#FFFACD, evaluation=#E6E6FA.
EXAMPLE IDEA WITH BOLDED/HIGHLIGHTED FACETS:
Create a <b style="background-color:#FFFACD;">Retrieval-Augmented Generation model</b> designed <b style="background-color:#F0FFF0;">to
↔ answer questions from full-text scientific articles</b>, thereby improving accuracy and providing source provenance. The agent will be
↔ evaluated on <b style="background-color:#E6E6FA;">science QA benchmarks</b>.

The purposes/mechanisms/evaluations IDs should be written VERBATIM from what is provided above.
Do NOT make up facet IDs that are not explicitly given above.
It is important that you follow the answer format provided below!

FORMAT FOR ANSWER:
[number]. Analogy: The designated purpose <purpose text from selected designated paper here> is to the designated mechanism <mechanism text
↔ from selected designated paper here> as the analogous purpose <purpose text from selected analogous paper here> is to the analogous
↔ mechanism <mechanism text from selected analogous paper here> because both relationships involve <common relationship description
↔ here>. """

```

```

if relevant_purposes:
    prompt += f"""
Purpose Text: <purpose text from selected designated paper here>
Purpose ID: <purpose ID from selected designated paper here>
Mechanism Text: <mechanism text from selected analogous paper here>
Mechanism ID: <mechanism ID from selected analogous paper here>"""
else:
    prompt += f"""
Purpose Text: <purpose text from selected analogous paper here>
Purpose ID: <purpose ID from selected analogous paper here>
Mechanism Text: <mechanism text from selected designated paper here>
Mechanism ID: <mechanism ID from selected designated paper here>"""
if set_eval:
    prompt += f"""
Evaluation Text: <selected evaluation option text here>
Evaluation ID: <selected evaluation option ID here>
"""
else:
    prompt += f"""
Evaluation Text: <evaluation text from same paper as purpose or mechanism here>
Evaluation ID: <evaluation ID from same paper as purpose or mechanism here>
"""
prompt += f"""
Future Work Idea: <idea with bolded/highlighted selected facets here>
Why Idea is Novel Compared to Prior Work: <sentence on why idea is novel here>
Why Idea is Useful Compared to Prior Work: <sentence on why idea is useful here>

ANSWER:
"""
return prompt

```

#### F.4 Prompt to obtain ideas using P-and-M method.

```

def promptFacetsToIdeas(summary, papers, facets, number=8):
    prompt = f"""
SUMMARY OF PRIOR WORK:
{summary}

FACET OPTIONS TO INCLUDE IN IDEAS (AND THEIR CORRESPONDING PAPERS):"""
    ind = 1
    for key in facets:
        prompt += f"""

Paper {ind}"""
        if key in papers:
            if "title" in papers[key]:
                prompt += f"""
Title: {papers[key]["title"]}
Abstract: {papers[key]["abstract"]}"""
            for facet in facets[key]:
                prompt += f"""
{facet["type"]} Text: {facet["text"]}
{facet["type"]} ID: {facet["id"]}"""
            ind += 1
        prompt += f"""

INSTRUCTIONS:
You are ScientistGPT, an intelligent assistant that helps researchers come up with coherent, novel, and useful research ideas.
A novel research idea is not only rare but also ingenious, imaginative, or surprising.
A useful research idea applies to the stated problem and is effective at solving the problem.

First, read the summary of prior work above.
That way, you will know what has already been done in research and will not propose similar ideas.

```

Instead, you will come up with novel ideas that build upon prior work.

Second, come up with {number} different future work ideas that utilize one of the purposes, one of the mechanisms, and one of the evaluations provided above.

The ideas should NOT be covered in prior work already.

The ideas should be self-contained and not require researchers to have read the provided papers. For example, saying "Use Tool X" is not self-contained because the researcher might not have read the relevant paper to know what Tool X is. Instead, you could say "Use a tool to do Y."

Be as specific as possible, but the ideas should be described in 100 to 150 words.

Also, bold and highlight the phrases that relate to the facets in the idea.

There should be at least one bolded phrase per facet in the idea.

Use HTML tags to bold the phrases and highlight them in the assigned color: purpose=#F0FFF0, mechanism=#FFFACD, evaluation=#E6E6FA.

EXAMPLE IDEA WITH BOLDED/HIGHLIGHTED FACETS:

Create a **Retrieval-Augmented Generation model** designed **to answer questions from full-text scientific articles**, thereby improving accuracy and providing source provenance. The agent will be evaluated on **science QA benchmarks**.

The purposes/mechanisms/evaluations IDs should be written VERBATIM from what is provided.

Do NOT make up facet IDs that are not explicitly given above.

It is very important that you follow the answer format provided below!

FORMAT FOR ANSWER:

[number].

Purpose Text: <selected purpose text here>

Purpose ID: <selected purpose ID here>

Mechanism Text: <selected mechanism text here>

Mechanism ID: <selected mechanism ID here>

Evaluation Text: <selected evaluation text here>

Evaluation ID: <selected evaluation ID here>

Future Work Idea: <future work idea utilizing facets here>

Why Idea is Novel Compared to Prior Work: <sentence on why idea is novel here>

Why Idea is Useful Compared to Prior Work: <sentence on why idea is useful here>

ANSWER:

"""

return prompt

## G PROMPTS FOR IDEA NOVELTY CHECKER

### G.1 Prompt to assess idea novelty.

```
def promptNoveltyChecker(idea, similar_documents, incontext_part):
```

```
    relevant_papers = []
```

```
    for i, (_, row) in enumerate(similar_documents.iterrows()):
```

```
        relevant_papers.append(
```

```
            {
```

```
                "role": "user",
```

```
                "content": f"Paper ID [{i}]: Title: {row['title']}. Abstract: {row['abstract']}",
```

```
            }
```

```
        )
```

```
prompt = [
```

```
    {
```

```
        "role": "system",
```

```
        "content": "You are ReviewerGPT, an intelligent assistant that helps researchers evaluate the novelty of their ideas.",
```

```
    },
```

```
    {
```

```
        "role": "user",
```

```
        "content": f"""\nYou are given some papers similar to the proposed idea. Your task is to evaluate the idea's novelty using the related\npapers only.
```

```
        \n\nTypes of novelty categories:
```

- Not Novel: The idea closely replicates existing work with minimal or no new contributions.
  - Novel:
    - The idea introduces new concepts or approaches that are not common in existing literature.
    - The idea uniquely combines concepts from existing papers, but this combination does not occur in any related papers.
    - A new application with same approach is also novel.
- Instructions:
- Use the example reviews below to write a review for the provided idea by comparing it to the related papers.
  - Don't assume any prior knowledge about the idea.
  - When referencing a related paper, then use paper id in the review, mention it in this format: [5]. The paper ID is present ↔ between Paper ID [<paper\_id>]: Title.
  - After reviewing, classify the idea into one of this category: novel or not novel.
  - Make sure the generated review follows the format in example reviews provided below.
  - The review should be concise - around 60 to 100 words.

```
{incontext_part}
```

```
Output Format:
```

- Class: [novel / not novel]
  - Review: The idea is [novel / not novel] different because...
- ```
"""
```

```
},
{"role": "assistant", "content": "Sure, please provide the IDEA."},
{"role": "user", "content": f"Here is the idea: {idea}"},
{"role": "assistant", "content": "Okay, now provide the related papers."},
]
```

```
prompt.extend(relevant_papers)
```

```
return prompt
```

## G.2 Prompt to extract keywords from an idea to use as queries for related papers.

```
def get_keywords(input_string):
    prompt = [
        {
            "role": "system",
            "content": "You are KeywordGPT, an intelligent assistant that can identify relevant keywords for searching documents related to the
↔ IDEA.",
        },
        {
            "role": "user",
            "content": """Your task is to extract keywords from the provided IDEA that can be queried on a search engine like semantic for
↔ finding similar research papers, which match in main purpose of the idea.
            Don't give vague keywords like machine learning or computer science, but something specific to this IDEA, which will help to
↔ understand the novelty of this IDEA.
            Please provide 3-4 unique keywords without overlapping terms.
            Each keyword should be 2 words or less.
            Please return a pythonic list of keywords.
            """
        },
        {"role": "assistant", "content": "Sure, please provide the IDEA."},
        {"role": "user", "content": input_string},
    ]
    return prompt
```

## H PROMPTS FOR IDEA NOVELTY ITERATOR

### H.1 Prompt to generate more novel idea suggestions for an idea classified as “not novel.”

```
def promptMoreNovelIdea(idea, papers, facets):
    prompt = f"""
    INITIAL IDEA:
    {idea["text"]}

    PRIOR WORK FROM WHICH MORE NOVEL IDEA SHOULD DIFFERENTIATE: """
    ind = 1
    for t in list(papers.keys()):
        prompt += f"""
        Paper {ind} """
        if "title" in papers[t]:
            prompt += f"""
            Title: {papers[t]["title"]}
            Abstract: {papers[t]["abstract"]}
            """
        ind += 1
    prompt += f"""
    SUMMARY OF WHY INITIAL IDEA IS NOT NOVEL COMPARED TO PRIOR WORK:
    {idea["novelty_review"]}

    FACETS AVAILABLE TO ADD TO INITIAL IDEA:
    """
    for facet_key in facets:
        facet = facets[facet_key]
        if facet["id"] not in idea["facets"]:
            prompt += f"""
            {facet["text"]} (ID: "+facet["id"]+") """
    prompt += f"""
    FACETS AVAILABLE TO REMOVE FROM INITIAL IDEA:
    """
    for facet_id in idea["facets"]:
        prompt += f"""
        {facets[facet_id]["text"]} (ID: "+facets[facet_id]["id"]+") """
    prompt += f"""

    INSTRUCTIONS:
    You are ScientistGPT, an intelligent assistant that helps researchers come up with coherent, novel, and useful research ideas.
    A novel research idea is not only rare but also ingenious, imaginative, or surprising.
    A useful research idea applies to the stated problem and is effective at solving the problem.

    First, read the above prior work and summary of why the initial idea is not novel compared to the prior work.
    That way, you will know what has already been done in research and will not propose similar ideas.
    Instead, you will come up with novel ideas that build upon the prior work.

    Second, provide 3 options for ideas that are more novel and useful than the initial idea.
    Each more novel/useful idea should utilize one new facet and remove one existing facet from the initial idea.
    The summary of facets available to add and to remove are above.
    Make each novel/useful idea as specific as possible but describe it in 100 to 150 words.

    The purposes/mechanisms/evaluations IDs should be written VERBATIM from what is provided.
    Do NOT make up facet IDs that are not explicitly given above.
    It is very important that you follow the answer format provided below!

    FORMAT FOR ANSWER:
    1. Removed Purpose: <one removed purpose text here>
    Removed Purpose ID: <removed purpose ID here (e.g., [purpose-string-123456789])>
    Added Purpose: <one added purpose text here>
    Added Purpose ID: <added purpose ID here (e.g., [purpose-string-012345678])>
    """
```

More Novel Idea: <more novel idea here>  
Why Idea is Novel: <sentence on why idea is novel here>  
Why Idea is Useful: <sentence on why idea is useful here>  
2. Removed Mechanism: <one removed mechanism text here>  
Removed Mechanism ID: <removed mechanism ID here (e.g., [mechanism-string-34523235])>  
Added Mechanism: <one added mechanism text here>  
Added Mechanism ID: <added mechanism ID here (e.g., [mechanism-string-634902049])>  
More Novel Idea: <more novel idea here>  
Why Idea is More Novel: <sentence on why idea is novel here>  
Why Idea is Useful: <sentence on why idea is useful here>  
3. Removed Evaluation: <one removed evaluation text here>  
Removed Evaluation ID: <removed evaluation ID here (e.g., [evaluation-string-123456789])>  
Added Evaluation: <one added evaluation text here>  
Added Evaluation ID: <added evaluation ID here (e.g., [evaluation-string-348950684])>  
More Novel Idea: <more novel idea here>  
Why Idea is More Novel: <sentence on why idea is novel here>  
Why Idea is Useful: <sentence on why idea is useful here>

ANSWER:  
""  
return prompt