

DarkGram: Exploring and Mitigating Cybercriminal content shared in Telegram channels

Sayak Saha Roy

The University of Texas at Arlington
Arlington, Texas, USA
sayak.saharoy@mavs.uta.edu

Kobra Khanmohammadi

Sheridan College
Ontario, Canada
kobra.khanmohammadi@sheridancollege.ca

Elham Pourabbas Vafa

The University of Texas at Arlington
Arlington, Texas, USA
exp4529@mavs.uta.edu

Shirin Nilizadeh

The University of Texas at Arlington
Arlington, Texas, USA
shirin.nilizadeh@uta.edu

ABSTRACT

We present the first large scale analysis of 339 cybercriminal activity channels (CACs) on Telegram from February to May 2024. Collectively followed by over 23.8 million users, these channels shared a wide array of illicit content, including compromised credentials, pirated software and media, tools for blackhat hacking resources such as malware, social engineering scams, and exploit kits. We developed DarkGram, a BERT based framework that identifies malicious posts from the CACs with an accuracy of 96%, using which we conducted a quantitative analysis of 53,605 posts from these channels, revealing key characteristics of shared content. While much of this content is distributed for free, channel administrators frequently employ promotions and giveaways to engage users and boost the sales of premium cybercriminal content. These channels also pose significant risks to their own subscribers. Notably, 28.1% of shared links contained phishing attacks, and 38% of executable files were bundled with malware. Moreover, our qualitative analysis of replies in CACs shows how subscribers cultivate a dangerous sense of community through requests for illegal content, illicit knowledge sharing, and collaborative hacking efforts, while their reactions to posts, including emoji responses, further underscore their appreciation for such content. We also find that the CACs can evade scrutiny by quickly migrating to new channels with minimal subscriber loss, highlighting the resilience of this ecosystem. To counteract this, we further utilized DarkGram to detect new channels, reporting malicious content to Telegram and the affected organizations which resulted in the takedown of 196 such channels over three months. To aid further collaborative efforts in taking down these channels, we open source our dataset and the DarkGram framework.

1 INTRODUCTION

Underground online forums have long served as hubs for cybercriminal activity, where attackers exchange resources for executing social engineering scams [24, 25, 55, 62], coordinating malware attacks, sharing leaked Personally Identifiable Information (PII) and distributing hacking tools [5, 43, 49]. These forums are typically dominated by a small group of experienced members who share a range of illicit resources [2]. However, combined efforts by law enforcement, security vendors, and researchers to monitor, infiltrate, and shut down these platforms—especially those on the clear web—have reduced the impunity with which cybercriminals operate [7, 30]. Consequently, many cybercriminals have turned to

alternative platforms such as social media, which provide a more dynamic, decentralized environment for exploiting vast user bases while evading traditional security measures [20].

One platform that has emerged as a new frontier for cybercrime is Telegram [59], a messaging service known for its encrypted communications. Recently, Telegram has faced criticism for its lax content moderation policies [13, 16, 28, 42]. With over 700 million monthly active users, it has become an attractive platform for cybercriminals seeking a broad, accessible audience. Unlike dark web forums, which require specialized software, Telegram channels are publicly accessible, lowering the barrier of entry for aspiring cybercriminals and those looking for tools and resources to engage in illicit activities. These Telegram channels mirror the behavior seen in underground forums, enabling large-scale distribution of illegal content. Our paper offers the first large-scale study of this cybercrime ecosystem, examining 339 dedicated *Cybercriminal Activity Channels* (CACs) across 29 countries. These channels are used to distribute compromised account credentials, pirated media and software, artificial engagement services, and hacking tools—including exploits, social engineering kits, and malware. We analyze both the content shared within these channels and how subscribers engage with it. The structure of our paper is as follows:

Section 3 outlines our methodology for identifying channels within five distinct CAC categories, as well as our processes for data collection, post preprocessing, and content analysis. Section 4 describes the five stages of our analysis, beginning with a manual review of a random sample of posts to characterize content shared in each CAC (Section 5). We use these manually labeled samples to train a multi-class BERT model, DarkGram, which classifies posts based on their text with an average accuracy of 96% across different CAC categories, allowing us to extend our findings across the entire dataset. In Section 5, we conduct an in-depth analysis of each CAC category, examining the characteristics and volume of shared content, the methods of distribution, key stakeholders affected by this content, and our efforts to alert them for appropriate action. In Section 7, we investigate user engagement through reactions, replies, and discussions to understand how audiences interact with the content and assess their satisfaction with what is shared. Section 6 focuses on the potential harm caused by CAC posts, not only to organizations and individuals targeted by the content but also to the channel subscribers themselves, by analyzing the prevalence of phishing scams, malware, and other fraudulent activities. This is

particularly important given the public nature of these Telegram channels, which makes harmful content accessible to novice users who may unknowingly download malicious files. Finally, in Section 8, we utilize DarkGram to aid in the takedown of 196 channels over nearly three months. To further support the research community and ongoing security efforts, we open-source both our dataset and the DarkGram model at . The primary contributions of our work are as follows:

- (1) We conducted the first extensive longitudinal analysis of cybercriminal activities within dedicated Telegram channels, monitoring 339 channels followed by approximately 23.8 million unique users across five cybercrime categories. These categories include channels that distribute compromised account credentials and stolen session cookies, pirated software and media (cracked software and warez), social media boosting services, and blackhat cybercrime resources like DoS services, exploits, phishing kits, and tutorials. Our study spans from February 21st to May 29th, 2024. We uncover the distinct strategies used by cybercriminals to share malicious content and build trust among subscribers.
- (2) We developed *DarkGram*, a BERT-based framework that can automatically detect malicious posts from Cybercriminal Activity Channels (CACs) with an average accuracy of 96% across different categories. This enabled us to identify and analyze 53,605 posts from the 339 CACs during the study period. Our analysis reveals the specific tactics cybercriminals use to disseminate harmful content and foster trust among subscribers.
- (3) While the majority of content shared on these channels is free, channel admins use various strategies such as offering samples, proofs, and promotions through bots to entice subscribers to purchase premium or additional cybercrime content. Moreover, 42.6% of the shared files and 28.1% of the shared links in these channels led to phishing websites, presenting significant risks even to the subscribers themselves.
- (4) By analyzing engagement statistics, reactions, and replies across posts, we observed that subscribers interact with these channels as part of a community, discussing illegal content, promoting malicious knowledge sharing, and collaborating on hacking efforts. Despite the harmful nature of the shared content, user reactions were overwhelmingly positive, with nearly 78% of emoji reactions expressing approval. Additionally, CACs demonstrated resilience to takedown efforts, with channels swiftly migrating subscribers in response to potential threats.
- (5) We utilized *DarkBard* to report new CACs shared on Telegram and Facebook, which contributed to the takedown of 196 new CACs. To further aid the research community, we have open-sourced our dataset—the first of its kind—along with the DarkGram framework, available at <https://github.com/UTA-SPRLab/DarkGram>.

2 BACKGROUND

2.1 Sharing cybercriminal data

The exchange of cybercriminal data occurs across a variety of platforms, including dark web markets, underground forums, encrypted messaging apps, and social media networks, reflecting its dynamic and evolving nature. Katsikeas et al. examined research communities within cybersecurity, identifying 12 specialized communities and their internal dynamics through the application of the Louvain algorithm on an author-citation graph [33]. This analysis revealed the development processes of these communities, the most frequently cited articles, and their subcommunities. The paper highlights the diverse disciplines involved in the sharing and analysis of cybercriminal data, including computer science and criminology. Historically, online public discussion boards served as the main convergence point for cybercrime, functioning much like physical spaces where criminals could socialize, network, and exchange knowledge, as noted by Soudijn and Zegers [54]. Leukfeldt et al. further categorized these online spaces into three primary functions: criminal markets, social sites, and learning centers [39]. Dark net markets, which resemble mainstream e-commerce platforms like Amazon or eBay, have been extensively studied, offering various illicit services and products, as highlighted by D’ecary-H’etu et al. [19]. Celestini et al. and van Wegberg and Verburgh also contributed significant findings on these platforms [15, 64]. Motoyama et al. analyzed underground forums and detailed their role in profile management, buddy lists, and private messaging [44], while Zamani et al. classified forums into public, dark web, and semi-dark web forums, illustrating the distribution of user activities across these spaces [69]. Recent trends show an increasing shift toward social media for cybercriminal activity. Moyle et al. noted the growing use of social media and messaging apps to connect buyers and sellers of illicit goods, such as drugs [45]. Leukfeldt and Roks observed that even traditional offline criminals in the Netherlands have begun utilizing social media for criminal purposes [38]. Collectively, these studies underscore the complex ecosystem of cybercriminal data exchange, from traditional dark web markets to more accessible social media platforms.

2.2 Malicious activity on Telegram

As law enforcement operations targeting traditional dark markets have intensified, criminals have increasingly shifted to alternative platforms, with Telegram emerging as a popular choice due to its focus on user privacy and encryption. Saribekyan and Margvelashvili [53] provided a comprehensive review of Telegram’s security features, which help explain its appeal to criminals. Boersma [12] also identified key attributes, such as end-to-end encryption and relative anonymity, that make Telegram appealing to malicious actors. In addition, Bijmans et al. [10] demonstrated how phishing kits are easily accessible through Telegram channels, while Blankers et al. [11] noted that Dutch Telegram groups have primarily served as marketplaces for psychoactive substances. Telegram has also recently come under scrutiny for its lax content moderation policies, which critics argue make it even more attractive for illicit activities [13, 16, 28, 42]. Lummen [41] compared user interaction and the availability of pirated products on Telegram to other traditional

darknet markets, highlighting the frequency with which such products are bought on the platform. Collectively, these studies illustrate how Telegram has become an increasingly prominent player in the cybercriminal ecosystem. The platform's allure lies in its security features, while the broad range of criminal activities taking place within it underscores the ongoing challenges of surveillance and regulation.

2.3 Anti-piracy Laws on Digital Content distribution

The battle against piracy and the protection of copyright have become pivotal issues in the digital era. On one hand, digital technologies have enabled widespread copyright infringement; on the other, they have facilitated the proliferation of new creative works on a massive scale [4, 65, 68]. This dual impact has created tension between the need to protect rightsholders and the desire to foster new creative and communicative opportunities on the internet [50]. Earlier strategies, such as lawsuits against individual infringers, proved ineffective at deterring piracy [36]. While legal measures aimed at shutting down unlicensed services have had success [17, 18], alternative platforms emerge to replace those that are taken down [3, 37]. This has led to the development of automated enforcement mechanisms and business models to address piracy more effectively [50]. Content identification technologies, such as YouTube's Content ID system, have become key tools for rightsholders to either monetize or remove unauthorized content [14]. However, these systems are not without flaws, often leading to the overblocking of legitimate uses, including content that falls under the fair use doctrine [21, 63]. In the realm of social media, Baeth and Aktas proposed a data provenance system to detect copyright infringement by tracking the flow of shared content [8], addressing the unique challenges of fast-moving and large-scale content generation on these platforms. To combat piracy in specific domains such as torrents, video streaming, and webtoons, Kim et al.[35] proposed an intelligent system that combines keyword search, image preprocessing, and machine learning to identify potential pirate sites. Jacques et al.[29] provided a comprehensive critique of fully automated anti-piracy systems (AAPS), noting that these systems often fail to account for copyright exceptions, leading to the removal of lawful content. Governments and lawmakers continue to grapple with the challenge of balancing copyright protection with maintaining the internet as a platform for free expression and cultural diversity [29, 34].

3 DATA COLLECTION AND PRE-PROCESSING

3.1 Identifying seed channels

To identify channels sharing cybercriminal material, we started by looking through the public channel list on Telemetr.io [60], a service that catalogs active Telegram channels. Telemetr.io collects and organizes data on public Telegram channels, providing insights into channel activity, subscriber growth, and content trends. While other services like TGStat [61] and telegramchannels.me [58] also collect public channel data, they have limited and often outdated coverage. Moreover, these services lack several engagement statistics that were essential for identifying the seed channels in our study,

whereas the official Telegram search does not allow global searching for channels [57]. We identified 4,709 English-based channels with 10K or more followers. We focused on channels with a higher number of subscribers as they are likely to be well-established and active, allowing us to gain a comprehensive understanding of cybercriminal activity on these channels. To identify the purpose of the channel, we manually went through the channel description text, as well as the first 10 posts. Our criteria for identifying cybercriminal activities was derived from the Federal Bureau of Investigation's Internet Crime Report (2023) [22], which identifies cybercrime categories such as Identify Theft, Personal Data Breach, Copyright Infringement, Malware, Phishing, System exploits, etc. Overall we identified 339 channels which exhibited one or more of these characteristics *at least once* based on their first 10 posts.

Based on the characteristics of these channels, we streamlined the categories that we study into the following *five*:

- 1) **Credential compromise**, channels that are focused on providing leaked/hacked account credentials of individuals for various online services.
- 2) **Pirated software** channels are focused on distributing software without proper authorization. This includes cracked versions of paid software, unlicensed applications, and other forms of pirated software that bypass legal purchase methods,
- 3) **Blackhat Resources** which distribute tools and resources used for committing cybercrimes. This includes malware, hacking tools, scripts, and other software designed to facilitate illegal activities online, and finally,
- 4) **Copyright Media Distribution** encompasses channels that share pirated media content. These channels distribute unauthorized copies of movies, TV shows, music, e-books, and other digital media, often bypassing copyright protections and legal distribution channels, and finally:
- 5) **Artificial Boosting of Social Media Profiles** channels provide services to artificially inflate social media metrics. This includes selling likes, followers, and engagement to individuals and businesses looking to boost their online presence and credibility illicitly,

3.2 Collecting posts

To gather posts from these channels, we used the official Telegram API [57] to successfully collect 64,801 posts between February 21st and May 29th, 2024. Each channel was queried at 10-minute intervals to capture new posts promptly while adhering to the API rate limits. Considering that cybercriminals often share identical content across multiple channels, we also regularly cross-referenced posts from each channel against the post histories of other channels. We also monitored the subscriber count of the channels at 10-minute intervals. This allowed us to track the growth or decline in subscriber rates over time, as well as the views and forwards of each post. The number of views indicates how many users directly interacted with the post, suggesting their interest [47], while the number of forwards reflects how often users shared the post with their own contacts. Post forwards (or reposting) on social media are a significant indicator of user interest. Another form of engagement is replying to the CAC posts. Telegram channels, by design, only allow channel admins to post original content and decide whether to enable replies. Therefore, we also collected replies to posts whenever they were present using the API. Among 339 channels, 167 allowed replies to their posts. Lastly, users engage with Telegram

posts by reacting with emojis, which serve as a good indicator of how the user resonates with the content [40], conveying a range of emotions, from approval and excitement to disapproval and anger.

4 RESEARCH METHODOLOGY

To comprehensively study CACs on Telegram, our paper is structured around the five key phases which is illustrated in Figure 1 and explained below:

Characterizing the CACs: We begin with a manual analysis of posts for each of the five CAC categories. Our dataset initially consisted of 64,801 unique posts across 339 channels, making it impractical to qualitatively analyze such a large number of posts. Therefore, we randomly select 10 posts from each channel, resulting in a total of 3,390 posts for analysis, which were manually evaluated by two independent coders who were graduate students in Computer Science. Coder 1 specialized in the field of Computer Security and Social Computing, whereas Coder 2 had good experience in Computer Security through research and academic coursework. Nearly 91.4% of posts ($n=3,098$) were identified as being distributing cybercriminal content. The coders had a Cohen’s Kappa interrater agreement of 0.78 suggesting substantial agreement, and the disagreements were resolved. Note that selection of posts is different from the posts we used to identify the channels from Telemetro to build our seed dataset in Section 3.1. We believe that sampling posts in this manner provides the best representation of the content shared in these channels, as it prevents bias towards more recent or popular posts and offers a more balanced and comprehensive view of the content. We use these posts towards identifying the characteristic features of content shared in these channels from the four CACs in Section 5, highlighting different strategies used to distribute cybercriminal content and characteristics of the content itself.

Automating detection and Quantitative Analysis: To perform a quantitative analysis across our entire dataset, and, more importantly, to automate the detection and reporting of CAC posts for aid in the removal of such content, we decided to train an automated classifier on the text of the posts to automate the process. We used the 3,098 posts that we had manually labeled as malicious as our ground truth for *True* labels. For our *False* labels, we randomly selected the same number of posts from the Pushshift Telegram [9], a dataset of over 317M messages collected from 27.8k Telegram channels. We manually verified each of these posts to make sure that they did not contain any cybercriminal content.

Our model focuses first on identifying whether a post is a Cybercriminal Activity (CA) post and, if so, determining which CAC category the post belongs to. We split these labeled samples into a 70:30 training-test split and trained a BERT model on the post text, which returned an F1-score of 98.4%. We chose this model because large language models (LLMs) like BERT have demonstrated excellent performance on text classification tasks [1, 32], as they are adept at capturing nuanced patterns and contextual relationships within text, such as those found in Telegram posts. We opted not to use commercial LLMs such as ChatGPT due to concerns about data privacy, API costs and speed for both fine-tuning and inference. Running the model on our full dataset, it identified 53,605 posts

(About 83% of the full dataset) as sharing content relevant to a respective CAC category. To further evaluate the model’s efficiency, our coders labeled an additional 1,000 randomly selected posts that were marked as CAC positive (200 posts per CAC category, mutually exclusive with the previously sampled 3,098 posts used for training the model) and 1,000 posts marked as benign by the model. The model achieved an F1 score of 97.8% across these samples, suggesting that there might be less than 2% noise in the classifications. Table 2 illustrates the overall performance of the model over the 800 randomly selected posts, as well as performance per CAC category. Our analysis reveals that the model performs exceptionally well across all CAC categories, except for the Pirated Software category. It’s important to note that nearly 47% of the posts in this category were files shared without any accompanying text. The absence of textual content likely contributed to misclassification and, consequently, the lower performance in this category, as the model relies heavily on textual information for accurate classification.

Engagement analysis: Following the characterization of CACs, Section 7 delves into analyzing subscriber interactions with posts to understand their impact on the Telegram community. This analysis encompasses evaluating the reach of posts by assessing subscriber growth and the factors influencing it. Additionally, we measure subscriber satisfaction through implicit reactions, such as emojis, and qualitatively analyze user replies to identify patterns and themes in conversations. This comprehensive approach provides a deeper understanding of how subscribers engage with CAC content.

Harm to subscribers: The ease of accessing these CAC channels creates opportunities for cybercriminals to disseminate malicious material that can cause harm to the users subscribers who are subscribed to these channels. Therefore, Section 6 is dedicated towards evaluating the potential harm posed to subscribers by the content shared within these channels. Harmful content can include phishing scams that trick users into providing sensitive information, and malware that can infect and compromise the security of their devices. To systematically measure these threats, we employ tools such as VirusTotal and Hybrid Analysis. We then disclose the detected threats to Telegram, Security vendors, blocklists, and targeted organizations to mitigate the impact of harmful content on subscribers and enhance overall cybersecurity.

5 CHARACTERIZATION OF CYBERCRIMINAL ACTIVITY CHANNELS

5.1 Credential Compromise Channels

We identified 35,883 posts across 69 channels dedicated to sharing account credentials (87.9%) and session cookies for various services (12.1%). The posts typically followed a consistent structure, first mentioning the entity or organization whose credentials had been leaked, then detailing the number of credentials, the contents of the leak, and sometimes the price and payment instructions (i.e., which bot or user to contact to obtain the credentials). These channels shared the credentials in three primary ways:

1) File Attachments: Text files ($n=19,457$) were attached, containing pairs of usernames and passwords or session cookies, which the channel owners claimed could be used to access the compromised accounts. Figure 2 shows an example where a channel shares 11,000 Hotmail account credentials as a text file. For ethical reasons,

Channel category	Posts		Subscribers		Views		Forwards	
	Min/Max	Median/Mean	Min/Max	Median/Mean	Min/Max	Median/Mean	Min/Max	Median/Mean
Credential Compromise (69)	1/3159	102/520	529/604,772	6.002/30,463.59	1.0/19300.0	23.0/65.99	0.0/483.0	0/0.39
Pirated Software (124)	1/841	63.5/95.16	529/604,772	6.002/30,463.59	1.0/93627.0	397.0/3138.78	0.0/504.0	1.0/6.58
Copyright Media (36)	2/400	25.0/56.64	1,458/387,599	137,411/152,318.68	1.0/796961.0	24395.5/47027.21	0.0/2569.0	14.0/89.03
Artificial Boosting (68)	1/1227	8.0/49.15	250/123,097	4,151/12,037.19	1.0/40757.0	326.5/753.78	0.0/117.0	0.0/5.01
Blackhat Resources (42)	3/290	35.5/60.50	1,907/253,500	3,422/16,773.43	1.0/44573.0	259.0/1079.25	0.0/597.0	1.0/7.75

Table 1: Descriptive statistics of the Cybercriminal Activity Channels (CAC)

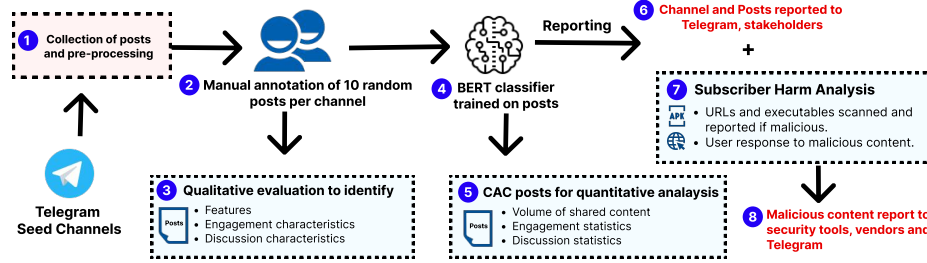


Figure 1: DarkGram framework for identifying and reporting new cybercriminal activity channels

Category	Accuracy	Precision	Recall	F1-score
Artificial Engagement	96.2%	95.8%	96.6%	96.2%
Pirated Media	99.2%	99.0%	99.4%	99.2%
Unauthorized Software	88.7%	89.2%	88.3%	88.7%
Blackhat Resources	97.4%	97.2%	97.6%	97.4%
Overall	97.8%	97.9%	97.7%	97.8%

Table 2: Performance of our BERT based detection model for different CAC categories for 800 randomly selected posts (200 per CAC category).

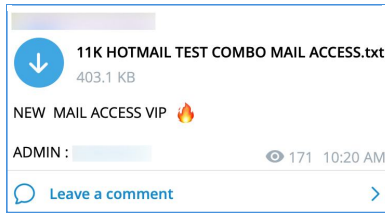


Figure 2: Example of account credential leak

due to the presence of personally identifiable information, we did not download or read these files. Instead, our statistical analysis in the following paragraphs is based solely on the information provided in the file names. We also disclosed these posts directly to the targeted organizations so they could adequately address these malicious activities. More details about our disclosure process are provided later in this section. According to the file names, approximately 18.7% of the files contained 10,000 or more credentials. In 27.4% of cases, credentials for the same service were exploited across multiple countries (e.g., Gmail accounts in the US, UK, and other countries). Again, for ethical reasons, we did not store these

credentials. While most credentials were shared freely, we identified 1,852 posts across 64 channels where only a small sample was shared, encouraging users to contact a bot or user to purchase the full file.

2) **URL Links:** Some posts shared external links leading to websites hosting files with credentials. To gather information about the credentials being shared, we utilized a Selenium-based crawler, which automated interactions with these websites to retrieve the webpage title (potentially containing leak information) and the name of the file attachment (without downloading it). This method covered about 89% of the files from these download links. However, approximately 5.2% of the posts included links behind paywalls, requiring users to make payments before accessing the files. Only in 11 instances were credentials shared directly on the website. This scarcity may be due to anti-scam crawlers that frequently search the web to identify leaked PII, which could lead to the subsequent takedown of these websites.

3) **Bots and Users:** In 13.8% of the posts, the channels directed subscribers to contact a specific Telegram user or bot. We did not interact with these users directly, but we studied the characteristics of the bots, which we explore in more detail in Section 4.2.

Additionally, 29.2% of the posts included “proofs” aimed at building trust and credibility among potential buyers. These proofs often took the form of screenshots or videos showing successful logins or transactions, serving as evidence of the authenticity of the leaked credentials. Nearly 17% of posts included instructions on using the credentials, which were sometimes more complex than simply entering them into login fields. For example, some provided step-by-step guides on importing session cookies into a browser to bypass login procedures. These instructions were often detailed and accompanied by images or videos to ensure even novice users could follow them easily. In 9.4% of cases, the posts also contained warnings about potential risks and guidance on avoiding detection by security systems, such as advising against using the same

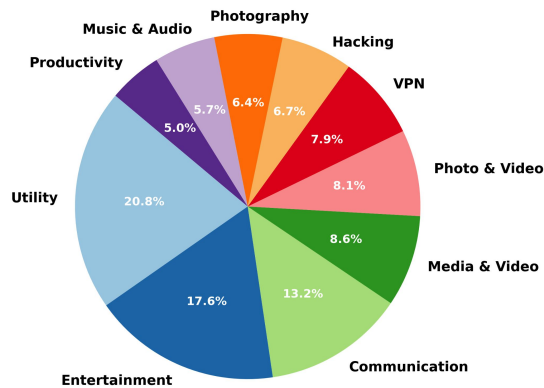


Figure 3: Top 10 categories of pirated software distributed

credentials across multiple IP addresses or accessing the accounts from known devices or networks to avoid linking back to the user. In a small number of cases (5.2%), channels asked subscribers to verify if the shared credentials worked, leading to discussions about their effectiveness and subsequent posts of verified, working credentials. This crowd-sourced validation not only distributed the risk of detection but also reinforced trust in the community, as verified credentials could be used by other members with greater confidence.

Disclosure: As previously mentioned, for ethical reasons, we did not download or interact with the attached files on the channels or the external links shared in these channels, as they likely contained sensitive information about many individuals. However, we reported these posts and the respective channel names to Telegram and the targeted organizations. This included 32 email providers, 11 domain providers, and 24 online services, all through their respective vulnerability disclosure programs, starting from the first week of April when we manually reviewed our data and identified the threats. Verifying breached account credentials can be time-consuming and may require manual evaluation by the respective Incident Response Teams. To date, 15 email providers, six domain providers, and 11 online services have confirmed that many credentials from our report had indeed been breached. Additionally, four email providers and one online service classified our report as “High Priority,” while two domain providers promised affirmative action based on our report.

5.2 Unauthorized software distribution

Our analysis examined 11,800 posts from 124 Telegram channels distributing unauthorized software. These channels predominantly advertised modified versions of popular applications, including games with unlocked levels and in-game currency, utility apps with premium features, enhanced communication tools, and educational applications with additional functionalities. Figure 3 illustrates the most common category of software shared in these channels. A notable percentage (32.4%) of the posts did not provide detailed file descriptions, instead offering download links. This lack of detail

can be attributed to the primary objective of these channels: facilitating quick and easy access to unauthorized software. Channel administrators might assume that their audience is already familiar with the software or that the name and version number provide sufficient information. Moreover, minimizing text may be a tactic to evade detection and reduce the risk of content being flagged or removed by Telegram’s moderation systems. Including detailed descriptions could introduce keywords and phrases that are more likely to trigger automated content moderation tools, increasing the removal likelihood.

Conversely, around 19% of the posts did provide more context, including installation instructions and additional information. Offering such details can be particularly valuable for users unfamiliar with the software, guiding them through the installation and usage process. Additionally, these detailed descriptions can help build trust and credibility with the audience, particularly for users hesitant about downloading unauthorized software. For those less familiar with downloading and installing modified software, clear instructions can make the process more accessible and reduce perceived risks. The distribution of these files was facilitated through three main methods: direct downloads from the channels, external links leading to third-party websites or cloud storage services, and interaction with bots to gain access to the files. In 11% of cases where posts included an external link, a backup link hosted on a different platform was also provided. For example, a message might include multiple links, such as “Download link: [Shortened URL]. Backup link: [Another URL].” This redundancy ensures that users can access the software even if one link is taken down.

Interestingly, we found no instances of channels requesting payment for the software, likely reflecting the primary intention of users visiting these channels—to obtain free software. Introducing paid services could deter users and contradict the channels’ goal of providing free, unauthorized software.

5.3 Blackhat Resources

We identified 2,541 posts sharing cybercriminal training materials across 42 channels, ranging from basic hacking tutorials to advanced exploitation techniques. The primary focus of these channels was to provide detailed tutorials and guides on a wide range of hacking techniques and cybercriminal activities. Figure 4 illustrates the ten most frequently shared or discussed exploit categories in these channels. Notably, post frequency in these channels was the lowest among all CACs, with a median posting time of 27 hours and 5 minutes. Specifically, we found nearly 39% of posts offering comprehensive step-by-step instructions on various black-hat hacking topics, including network penetration testing and the use of Remote Access Trojans (RATs). The majority of these tutorials were disseminated through YouTube links, demonstrating how to set up and use specific hacking tools, complete with visual walk-throughs. This approach leverages the detailed and visual nature of video content, making complex instructions more accessible and easier for the audience to follow. Furthermore, these channels promoted cybercriminal activities through practical demonstrations and real-world applications. For instance, 15.9% of posts showcased successful phishing campaigns or detailed how to execute Distributed Denial of Service (DDoS) attacks, with a significant

number (59) also providing the necessary toolkits. In 5.7% of the cases, these demonstrations were complemented by text/images, including success stories and testimonials from users claiming to have benefited from the shared knowledge, serving as validation for the techniques. Other popular exploitation methods included instructions on setting up and managing botnets, methods for spreading malware, using crypters (a form of malware obfuscation, which will be further cited), and techniques for cashing out cryptocurrency, offering a comprehensive suite of tools for aspiring cybercriminals. Additionally, like other CACs, nearly 12% of the posts served as samples to encourage subscribers to purchase the complete tools needed for an attack.

Beyond system exploitation tools, several tutorials focused on promoting social engineering tactics (other than phishing). These posts often included guides on manipulating individuals to gain access to restricted information or systems. For example, 13.5% posts provided detailed instructions on impersonation and creating convincing fake profiles to deceive targets. These methods are designed to bypass security measures and exploit human vulnerabilities, making them a crucial part of the cybercriminal toolkit. For instance, 7.2% of the posts offered insights into email spamming techniques, promoting tools like SMTP settings, and cracked email marketing software to facilitate unauthorized mass email campaigns.

We also identified 42 posts offering Personally Identifiable Information (PII) through leaked account credentials for various email providers and online services, similar to those found in Credential Compromise channels discussed in Section 5.1. These credentials were often shared as attached text files (25), via external links for downloading (14), or with instructions to contact an external bot or user to obtain or purchase them (3). Notably, 28 of these files contained 10,000 or more unique credentials each. Additionally, 16 posts included "proofs" such as screenshots or videos demonstrating successful logins or transactions, serving as evidence of the authenticity of the leaked credentials. Moreover, 11 posts contained warnings about potential risks and guided on avoiding detection by security systems, such as not using the same credentials across multiple IP addresses and avoiding access from known devices or networks to prevent tracking back to the user.

For ethical reasons, we did not download or interact with the attached files or links. We reported the posts and respective channel names to Telegram and the targeted organizations, which included eight email providers (one mutually exclusive to Credential Compromise channels), five domains (none exclusively), and seven online services (two mutually exclusive). These reports were submitted through their respective vulnerability disclosure programs starting in the first week of April. These channels also share technical insights and resources that, while valuable for legitimate cybersecurity purposes, can be repurposed for malicious intents. For example, 2.7% of posts discussed advanced vulnerabilities like Spectre and Meltdown, providing explanations of how these vulnerabilities operate. However, these discussions also included tips on how similar attacks could be carried out, offering a resource that could be exploited by individuals with malicious intent.

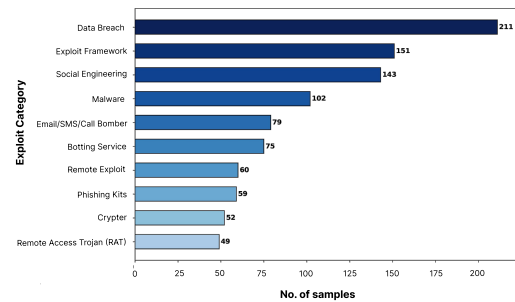


Figure 4: Distribution of the ten most frequent exploit categories found in Blackhat resources CACs

5.4 Copyright/Pirated media

We identified 2,039 posts from 36 channels dedicated to distributing unauthorized copies of movies and TV shows. Distributing pirated media is a serious offense actively banned by organizations and authorities alike to protect intellectual property rights [23]. Engaging in or facilitating the distribution of pirated content can lead to severe legal consequences, including fines and imprisonment [26, 56]. The majority of the posts in these channels followed similar patterns, beginning with the title of the movie or TV show, often accompanied by a brief description or review. Some posts also included user ratings or brief reviews. Detailed information about the quality of the video (such as the resolution, e.g., 720p, 1080p, 4K) was also provided. Similar to other CACs, there were several sources for distributing the content. 34.6% of the posts had the media as an attached file that could be directly downloaded by the user. For 42.3% of the posts, the user would be directed to an external website where the content could either be streamed or downloaded. We also saw 8.7% of the channels, which had an affinity for a single external website. Interestingly, 14.4% of the posts included links that directed users to interact with a bot. Only through this interaction would the content be delivered. This approach is likely designed to evade security detectors, as the pirated content is not directly available from the post. Figure 5-a shows an example of a channel that shared episodes of One Piece [51] in a sequential format on a weekly (or bi-weekly) basis as they are released.

We found that 5 channels were dedicated to a single TV show, posting episodes in a sequential format. The content-sharing pace depended on the show's release status. If the episodes had already been released, uploads were faster. For ongoing shows, new content was shared weekly. Additionally, it is crucial to highlight that distributing pirated media is a serious offense. Organizations and authorities actively ban such activities to protect intellectual property rights. Engaging in or facilitating the distribution of pirated content can lead to severe legal consequences, including fines and imprisonment.

5.5 Artificial Boosting of Social Media Profiles

We identified 3,342 posts from 68 channels that focused on selling services designed to artificially boost engagement on social media

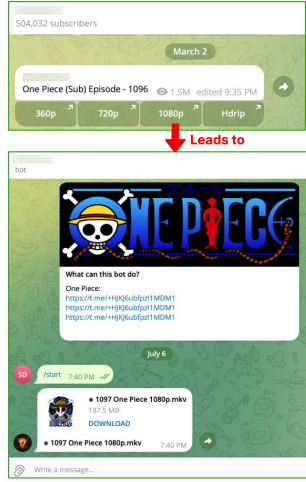


Figure 5: Example of a Copyright media CAC which shares episodes of the One-Piece anime, asking users to engage with a bot to get the relevant media

accounts. These services allowed subscribers to purchase fake followers, likes, and other forms of engagement. Our analysis revealed that these services targeted 57 different social media and instant messaging platforms, including widely-used ones such as X (1,904 posts), Facebook (2,733 posts), Instagram (875 posts), Telegram (901 posts), WeChat (1,402 posts), and Line (749 posts). Less popular platforms like Peach (183 posts), Vero (59 posts), and Steemit (242 posts) were also included.

We identified three primary methods suggested by Cybercriminal Activity Channels (CACs) for accessing engagement-boosting services: (1) utilizing services from Social Media Marketing (SMM) panels, (2) directly contacting Telegram users, and (3) interacting with specific Telegram bots. Prior work by Nevado et al. [46] has shown that SMM panels are specialized websites offering a range of social media services, from increasing followers and likes to boosting engagement metrics and driving website traffic. These panels have been extensively studied, and our findings did not reveal new characteristics; therefore, we do not elaborate on them further.

These SMM panel links were frequently shared in cybercrime forums, displaying consistent patterns across websites that provided multiple services for various social media platforms. CACs promoted 4,051 unique websites that offered round-the-clock services for 51 different platforms. Beyond these websites, CACs also encouraged users to acquire services by contacting Telegram users or interacting with specific bots. Our data revealed 399 unique Telegram users and 515 unique bot accounts being promoted. While we did not engage directly with these user accounts, we conducted a brief analysis of the bots to understand the options they offered.

We categorized these channels into three types based on their service offers: *Single Portal Channels*, *Single Portal Multi-Service Channels*, and *Multi-Portal Multi-Service Channels*. The *Single Portal Channels* (n=39) focused solely on promoting one source for purchasing fake engagement, either through a URL, a Telegram user, or a bot. Notably, most of these channels (n=24) targeted a single

social media platform. Figure 6 illustrates a channel promoting the boosting of subscribers and view counts on Telegram channels. The *Single Portal Multi-Service Channels* (n=55) shared one portal offering services for multiple platforms, while the *Multi-Portal Multi-Service Channels* (n=30) provided links to various portals for purchasing services across multiple platforms.

Methods of Gaining Trust and Advertisement

In addition to facilitating the purchase of fake engagement, 39 channels shared images that served as proof of successful service, likely to build trust among potential customers. These images demonstrated the effectiveness of the service, showcasing increased engagement as a result of purchasing the services. Figure 6 shows a channel displaying proof of a successful Instagram follower purchase, which visibly increased the follower count.

Furthermore, 45 channels regularly hosted limited-period giveaway competitions, offering services for free to winners. In particular, three channels featured a significant number of giveaway posts (n=480) involving social media influencers with substantial followings, promising a guaranteed number of new followers to giveaway winners. For example, a post promoted an influencer with 9.1 million followers who was providing a giveaway, where winners could receive between 10,000 and 15,000 new followers. These giveaways likely served several purposes: attracting new users by offering risk-free trials, increasing the visibility and engagement of the hosting channels, and creating a sense of urgency and excitement around the services. Involving popular influencers also leveraged their established audience to enhance the perceived legitimacy and appeal of the service, benefiting both the influencers and the service providers. Research, such as promotion of NFTs [52], has shown that scammers exploit artificial promotion to lure unsuspecting victims with promises of high returns or exclusive benefits. In Section 7, we delve into how *proofs* and *giveaways* enhance the engagement of these channels.

In conclusion, our findings reveal an organized ecosystem within Telegram CACs, dedicated to selling fake engagement services across a broad range of social media platforms. The diverse tactics and strategic methods employed indicate a robust effort to persuade subscribers to purchase these services, which can significantly distort engagement metrics and, on a broader scale, undermine the integrity of online interactions.

5.6 Channel Disclosure and Removal

In addition to reporting specific posts and content to the relevant organizations associated with each CAC, we reported all 339 CACs and their subsequent posts to Telegram for review. Throughout our analysis, we observed that only 64 channels, approximately 19%, were removed following these reports. Notably, the majority of the removed channels were related to pirated media, with 33 channels taken down. In contrast, 19 pirated software channels were removed, while only 10 channels associated with artificial boosting were shut down. Interestingly, of the 42 channels sharing blackhat resources, such as exploit tools and hacking material, only 2 were removed. This disparity highlights significant variations in Telegram’s content moderation efforts across different types of CACs. The high removal rate for pirated media channels suggests that Telegram’s moderation policies are more aggressive towards

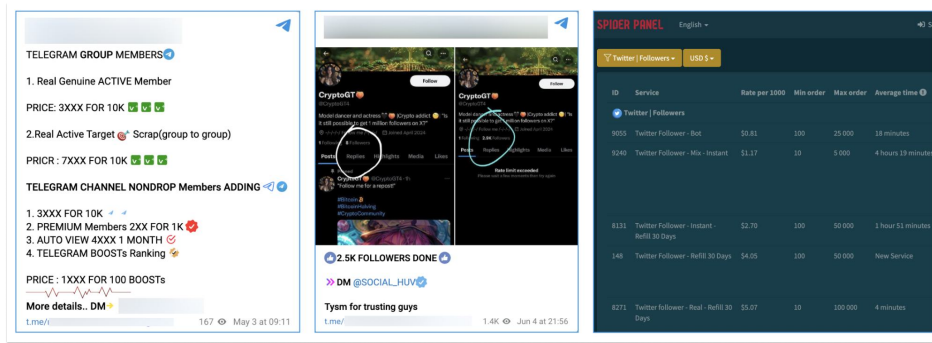


Figure 6: Examples of artificial boosting: On left - Selling a fake account with significant engagement, On middle - Increase in followers post promotion, On right - A website where users can purchase artificial engagement

content involving unauthorized media distribution. The removal rate for pirated software channels, though lower, indicates a focused effort by Telegram to curb unauthorized software distribution. Pirated software, like copyright media, is often easier to detect and report, and software companies frequently have robust mechanisms in place to identify and flag unauthorized content, which can then prompt swift action from Telegram. The potential security risks associated with pirated software, which can harbor malware, may also lead to quicker intervention. The minimal action taken against channels distributing blackhat resources is concerning. With only 2 out of 42 channels removed, it appears that channels sharing exploit tools and hacking material receive the least scrutiny. This oversight poses a significant risk, as these channels can facilitate cybercriminal activities and pose threats to online security. Telegram’s content moderation strategy appears to rely significantly on user reporting [66]. Channels related to pirated software and media have the highest number of subscribers, with pirated media channels averaging 137K subscribers per channel and pirated software channels averaging 84K subscribers. In comparison, channels focused on artificial boosting have a median of 11K subscribers, and blackhat resource channels have only 3K subscribers on average. The higher number of subscribers for pirated media and software channels likely leads to more frequent user reports, prompting quicker moderation action. Additionally, the large subscriber base means these channels are more visible and consequently might be under greater scrutiny from both users and content owners. On the other hand, channels promoting artificial boosting and blackhat resources, due to their lower visibility, may receive fewer user reports, resulting in less interference from Telegram’s moderation efforts. Based on our engagement analysis in Section 7, blackhat resource CACs tend to form closely-knit communities, suggesting that subscribers are less likely to report the channel. This community structure may contribute to the limited removal actions observed in this category.

6 SUBSCRIBER HARM ANALYSIS

In the previous section, we explored how cybercriminals leverage CACs to distribute content that poses risks to both individuals and organizations. Here, we shift our focus to the direct impact on the users subscribed to these channels. With the ease of access to CACs

on platforms like Telegram, even for inexperienced users, we hypothesize that they can be exposed to content that can be malicious to them. For our analysis, we examined 13,726 URLs and 3,205 executables that were shared in the post. Note that while phishing URLs were shared across all CACs, executables were chiefly (97%) found across Pirated software and Black resources CACs only.

6.1 Malicious URLs and Phishing Scams

We first visited and interacted with each URL, focusing on the first five links within the website’s DOM and their redirections. Each resulting URL was scanned with VirusTotal, which aggregates results from 80 anti-phishing engines. URLs flagged by two or more engines were marked as malicious, a threshold commonly used in prior research. This flagged 3,028 URLs as malicious. Recognizing VirusTotal’s gaps, particularly with newer threats, we also scanned undetected URLs using PhishIntention—a deep learning model for phishing detection based on website appearance and behavior. PhishIntention identified 829 additional phishing URLs, raising the total to 3,857, representing 28.1% of all URLs shared in these channels. Copyright infringement media and software piracy channels had the largest share of phishing URLs, with 1,507 and 1,110 respectively. Figure 8 illustrates the CDF of malicious URLs across different CACs. These channels attract users seeking unauthorized access to media or software, making them less cautious and more likely to click on unverified links. Cybercriminals exploit this by embedding phishing links within download pages, streaming sites, or advertisements. Additionally, users often disable security features, increasing their vulnerability. In contrast, blackhat resource channels contributed only 87 phishing URLs, as users here tend to have higher technical knowledge and are more vigilant. Cybersecurity training channels, which share content primarily via YouTube, also had fewer phishing URLs due to community engagement that helps expose malicious content.

Disclosure: 829 URLs were not flagged by VirusTotal. Notably, 74% (2,854) of URLs flagged by VirusTotal had fewer than 10 detections, showing that most security vendors missed them. We reported all malicious URLs to five popular anti-phishing blocklists (Google Safe Browsing, APWG eCrime, PhishTank, OpenPhish, and Microsoft SmartScreen) and reported the posts containing these URLs to Telegram. .

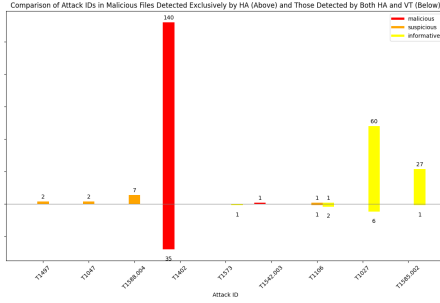


Figure 7: MITRE Attack distribution for the malicious files shared in CACs

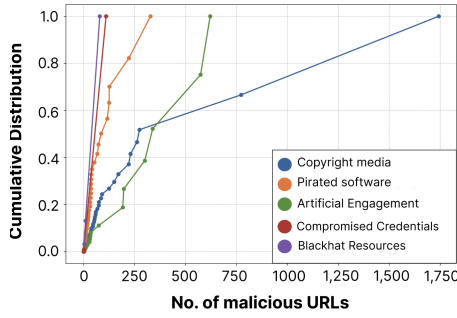


Figure 8: VirusTotal detections of malicious URLs shared in CACs

6.2 Malicious files

To analyze files shared within CACs, particularly in Pirated Software channels, we employed Hybrid Analysis [27], an online malware analysis platform developed by CrowdStrike and VirusTotal. A file was considered malicious if detected by Hybrid Analysis and also had at least two antivirus scanners flagged it. Files detected as malicious were further examined using MITRE ATT&CK techniques [48] to assess the severity of the threats, as depicted in Figure 7.

Using the two tools, found 1,210 files to be malicious, out of which only 491 (40%) had been priorly scanned by Hybrid Analysis, suggesting several of the malicious files shared in the CACs had not been seen by the tool. Considering Hybrid Analysis is a popular tool which contributes threat intelligence to antivirus vendors, there is a possible detection gap for these files. Also, 310 of the malicious files were APKs for Android. We cross-referenced the APKs with those listed in the AndroZoo repository [6], using package names to avoid discrepancies caused by modified file hashes. Interestingly, we found that 83 of the malicious APKs had corresponding entries available on the Google Play Store indicating Telegram’s role in distributing repackaged or potentially malicious apps.

7 CHANNEL ENGAGEMENT, REACTIONS, AND DISCUSSIONS

In the previous section, we established the characteristics of the different Cybercriminal Activity Channels (CACs) and identified the

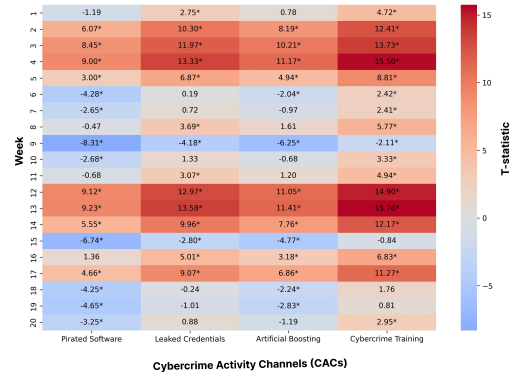


Figure 9: Heatmap of T-statistics comparing copyright media to other CAC channels

various strategies used by channel administrators to disseminate cybercriminal content. This section shifts focus to the other side of the interaction, examining how subscribers engage with the content shared in these channels.

7.1 Subscriber Growth

To receive notifications about new content, users on Telegram must follow (join) a specific channel. We tracked the growth of followers across all CACs in our database over the study period, yielding insights into their growth patterns. Collectively, the identified CACs are followed by approximately 23.8 million users, with a median of 8,000 followers per channel. Unfortunately, the Telegram API only allows channel administrators to view the list of followers, a limitation we faced. This restriction makes it difficult to determine whether the same users are interacting in multiple channels within a single CAC or across different CACs.

To compare the growth of these channels over time, we conducted Wilcoxon’s rank-sum test [67] between different CACs (e.g., copyright media vs. leaked credentials) on a weekly basis. We analyzed the weekly growth in subscribers, comparing follower counts week over week, resulting in 20 observations over a 20-week period. Figure 9 shows a heatmap comparing the growth of copyright media channels to other CACs over this period. It indicates that copyright media channels have statistically significant higher overall growth compared to other channels. For brevity, we only illustrate the comparison between media and other channels here. To summarize other comparisons: pirated software distribution channels exhibit significantly higher growth than the other three CACs; credential leaks outperform artificial boosting, and artificial boosting outpaces blackhat resources.

7.1.1 Impact of Proofs and Samples. Moving beyond a holistic view of channel growth, we examine how different strategies employed by channels, such as sharing proofs and samples, influence subscriber growth. As discussed in Section 5, artificial boosting and credential leak CACs often share “proofs” to verify the legitimacy of their services or provide giveaways/samples for potential subscribers to trial. We hypothesize that these strategies may drive subscriber growth. We compared the subscriber growth of channels

that shared proofs with those that did not during the same period (up to a week following the proof's sharing) for artificial boosting and credential leak CACs. While we did not find statistically significant growth post-proof sharing, significant growth was observed for channels sharing samples/giveaways in artificial boosting and credential leaks CACs ($p < 0.001$ and $p < 0.01$, respectively). Channels sharing proofs and samples had significantly higher overall growth than those that did not ($p < 0.01$ and $p < 0.05$, respectively), suggesting that sharing samples or giveaways effectively attract new subscribers, as potential users perceive added value. Giveaways often involve activities requiring participation, generating interest through word of mouth. Although proof-sharing may not result in immediate subscriber increases, it builds long-term trust by demonstrating the service's credibility, ultimately attracting more subscribers over time.

7.1.2 Frequency of Posts. The frequency of posts also impacts subscriber growth. To assess this, we measured the time intervals between consecutive posts from each channel and used this as a variable for a paired t-test. Statistically significant correlations between post frequency and subscriber growth were found in three CACs: copyright media, pirated software, and credential leaks. These channels tend to rely on frequent updates (e.g., new movies or TV shows for copyright media, fresh credentials for credential leaks, or frequent software updates for pirated software). In contrast, other CACs did not exhibit this trend. Engagement-boosting channels often share services or content that remain relevant over extended periods, diminishing the need for constant updates. Similarly, blackhat resource channels typically offer educational content with lasting value, as foundational techniques change slowly. This may explain why we did not observe a significant correlation between post frequency and subscriber growth for these CACs.

7.1.3 Impact of Post Forwards. An essential aspect of channel engagement is post-forwarding. Forwards on Telegram allow content to be shared from one channel to another, extending its reach. To assess the impact of forwards on subscriber growth, we analyzed forward activity across CAC posts, correlating it with subscriber growth over seven days. Our analysis shows that posts with higher forward counts are associated with substantial increases in subscriber growth and engagement. For example, channels with posts forwarded over 100 times in a week experienced a median growth rate of 27.4%, compared to 12.1% for channels with fewer forwards ($p < 0.01$). This pattern is notably prominent in copyright media and software channels, where the former had a median growth rate of 39.2% compared to 17.3% for channels with fewer forwards ($p < 0.001$). Similarly, pirated software channels with over 100 forwards in a week showed a median growth rate of 31.9% compared to 14.2% for those with fewer forwards ($p < 0.001$). The nature of content in these channels, often involving highly sought-after materials like new releases or software, increases its likelihood of being widely shared. Forwards in copyright media channels frequently involve new or exclusive releases that subscribers are eager to share, enhancing visibility and attracting new followers. Similarly, software channels often share links to pirated software or updates, which are in high demand, leading to a significant increase in subscriber numbers.

7.1.4 Channel Promotion and Migration. In Section 5.6, we noted that during our analysis period, 109 channels were deleted (or removed by Telegram), with 52 posting alternate channel links to maintain their services. We observed a significant increase in follower growth for the new channels, with a median of 43.8% of followers migrating within a week. This may be attributed to the reputation and trust previously established by these channels. When a well-known channel moves to a new platform, followers are likely to transition to continue accessing valuable content. This underscores the limitations of simply deleting channels as a countermeasure, as cybercriminals can swiftly adapt by creating backup channels and sharing new links with their audience, retaining their follower base. Notably, blackhat resources and credential leak channels exhibited the highest follower migration rates, at 65.3% and 51.7%, respectively, indicating that subscribers to these CACs are particularly reliant on the content provided.

7.2 Emoji Reactions

A majority of posts in the CAC channels (81.3%) were either closed to replies or did not receive any, and the replies that did exist were typically very brief, with a median length of only 4 words and an average of 9.16 words. This brevity stands in stark contrast to the more detailed replies commonly seen on other social media platforms like Twitter (now X) and Facebook, making interpretation more challenging. Therefore, we have moved a detailed analysis of the replies to Section 10 in the Appendix, and will instead focus on interpreting the emoji reactions to the posts in this section. Emojis provide a quick and expressive way for users to convey emotions and reactions without relying on lengthy text. In CACs, analyzing emoji reactions offers valuable insights into user engagement and sentiment toward shared content. Emojis can reflect a range of emotions, such as approval, excitement, skepticism, or disapproval. By analyzing the frequency and types of emojis used in response to CAC posts, we can better understand content effectiveness, popularity, and overall community sentiment.

Our analysis revealed that not all posts received emoji reactions: only 22.8% ($n=32,480$) had at least one reaction, and just 10.43% ($n=14,872$) had more than one. Figure 10 illustrates the five most frequently used emojis per CAC category. Notably, there is a lack of variation, with just ten emojis accounting for 74.8% of all reactions out of the 68 unique emojis used in the dataset.

Overall, positive emojis such as "Like" and "Love" dominate reactions, suggesting that when users react to posts, their responses are generally positive. The "Like" emoji, which specifically indicates approval of the shared content, is the most frequent emoji across all CACs, except in Artificial Boosting, where it is the second most common. Similarly, the "Love" emoji, symbolizing fondness or happiness, ranks second in all four CACs. Other frequent positive emojis include the "Folded Hands" emoji (expressing gratitude), the "Fire" emoji (indicating excitement), and the "Exploding Head" emoji (signifying shock or amazement). These findings suggest that subscribers tend to approve of and engage positively with the content shared across all CACs. In Section 6, we explore whether subscriber reactions remain positive when harmful or malicious content is shared. Conversely, two negative emojis, "Dislike" and

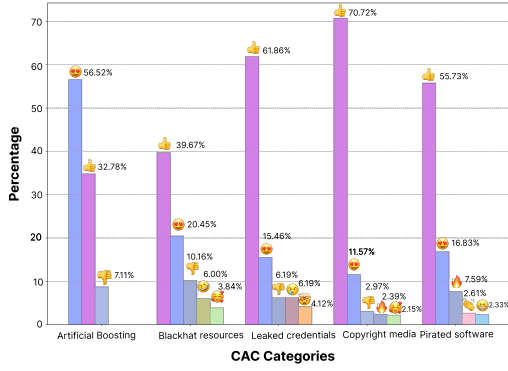


Figure 10: Five most popular emojis per CAC

"Crying Face," are somewhat prevalent across all CACs except Pirated Software. The "Dislike" emoji expresses disapproval, while the "Crying Face" emoji reflects sadness or distress. However, subscribers may simply ignore unsatisfactory content rather than reacting negatively.

8 DISCUSSIONS

Detecting new CACs using DarkGram. We have extended the DarkBard framework to proactively identify new CACs shared online, aiming to detect and report them before they gain widespread attention. Our process starts by identifying Telegram URLs (starting with t.me) shared in the 339 active CAC seed channels on Telegram, as well as randomly selected public Facebook groups and pages via CrowdTangle. For each link, DarkGrim visits the channel and classifies the 100 most recent posts, flagging those that might be malicious. Channels with five or more flagged posts are reported to Telegram and respective stakeholders. This threshold of five posts minimizes false positives from accidental malicious content sharing by an otherwise benign channel.

For flagged posts, the model categorizes the CAC and extracts URLs and executable files, which are then analyzed with VirusTotal and PhishIntention. Any flagged items are reported to security vendors, blocklists, and targeted organizations, identified using the 7+ Million Company dataset.

Over a three-month period (May 26th to August 11th, 2024), DarkBard identified 196 channels—127 on Telegram and 69 on Facebook—with a median subscriber count of 1.4k and a median channel age of 27 days (one outlier at 215 days). We reported 597 malicious URLs and 314 files, resulting in the removal of 343 URLs, 157 of which were confirmed by domain providers as a direct result of our reports. Reporting these channels to Telegram led to the removal of 196 channels, with a median response time of 4 days. Notably, 23 were Pirated Media channels and 17 were Artificial Boosting CACs, known for their resilience against takedowns (Section X). Extending DarkGram's monitoring could offer further insights into its effectiveness against persistent channels. The DarkGram framework is open-sourced at <https://github.com/UTA-SPRLab/DarkGram>.

Scope for expansion. Our study offers a comprehensive overview of coordinated cybercriminal activity on Telegram, showcasing the

wide range of tactics employed across different Cybercriminal Activity Channels (CACs). It also paves the way for future research solely dedicated to each CAC category, as the unique strategies and engagement methods merit deeper exploration to uncover more nuanced insights and inform targeted interventions. By open-sourcing our dataset and the DarkGram model, we provide a valuable foundation for continued investigation and collaboration in the fight against cybercrime.

9 CONCLUSION

Our work presents the first in-depth analysis of cybercriminal channels on Telegram, revealing how the platform has evolved into a hub for illicit activities, similar to underground forums. We examined posts from 339 Cybercriminal Activity Channels (CACs) across five key categories, showcasing the spread of malicious content, from stolen credentials to hacking tools, with significant risks to subscribers. Using our BERT-based model, DarkGram, we automated the detection of these harmful posts. Despite attempts to curb such activities, Telegram remains a stronghold for cybercrime, with resilient, engaged communities fostering malicious content sharing. DarkGram successfully took down 196 CACs, demonstrating potential for large-scale intervention while highlighting the challenges of moderating decentralized platforms. By open-sourcing our dataset and DarkGram, we aim to support ongoing efforts to combat cybercrime on emerging platforms like Telegram.

REFERENCES

- [1] Francisca Adoma Acheampong, Henry Nunoo-Mensah, and Wenyu Chen. 2021. Transformer models for text-based emotion detection: a review of BERT-based approaches. *Artificial Intelligence Review* 54, 8 (2021), 5789–5829.
- [2] Sadia Afroz, Vaibhav Garg, Damon McCoy, and Rachel Greenstadt. 2013. Honor among thieves: A common's analysis of cybercrime economies. In *2013 APWG eCrime Researchers Summit*. IEEE, 1–11.
- [3] Luis Aguiar, Jörg Claussen, and Christian Peukert. 2018. Catch me if you can: Effectiveness and consequences of online copyright enforcement. *Information Systems Research* 29, 3 (2018), 656–678.
- [4] Luis Aguiar, Imke Reimers, and Joel Waldfogel. 2024. Platforms and the transformation of the content industries. *Journal of Economics & Management Strategy* 33, 2 (2024), 317–326.
- [5] Ugur Akyazi, MJG van Eeten, and C Hernandez Ganan. 2021. Measuring cybercrime as a service (caas) offerings in a cybercrime forum. In *Workshop on the Economics of Information Security*.
- [6] Kevin Allix, Tegawendé F Bissyandé, Jacques Klein, and Yves Le Traon. 2016. Androzoo: Collecting millions of android apps for the research community. In *Proceedings of the 13th international conference on mining software repositories*. 468–471.
- [7] Maria Bada and Yi Ting Chua. 2021. Understanding risk and risk perceptions of cybercrime in underground forums. In *2021 APWG Symposium on Electronic Crime Research (eCrime)*. IEEE, 1–11.
- [8] Mohamed Jehad Baeth and Mehmet Aktas. 2015. On the detection of information pollution and violation of copyrights in the social web. In *2015 IEEE 8th International Conference on Service-Oriented Computing and Applications (SOCA)*. IEEE, 252–254.
- [9] Jason Baumgartner, Savvas Zannettou, Megan Squire, and Jeremy Blackburn. 2020. The pushshift telegram dataset. In *Proceedings of the international AAAI conference on web and social media*, Vol. 14. 840–847.
- [10] Hugo Bijmans, Tim Booi, Anneke Schwedersky, Aria Nedgabat, and Rolf van Wegberg. 2021. Catching phishers by their bait: Investigating the dutch phishing landscape through phishing kit detection. In *30th USENIX security symposium (USENIX security 21)*. 3757–3774.
- [11] Matthijs Blankers, Daan van der Gouw, Lavinia Stegemann, and Laura Smit-Rigter. 2021. Changes in online psychoactive substance trade via telegram during the COVID-19 pandemic. *European addiction research* 27, 6 (2021), 469–474.
- [12] Kitty Boersma. 2023. *So long and thanks for all the (big) fish: exploring cybercrime in Dutch Telegram groups*. Master's thesis. University of Twente.
- [13] Max Boot. 2024. Telegram's Pavel Durov is a poor poster boy for free speech. <https://www.washingtonpost.com/opinions/2024/08/29/durov->

- telegram-arrest-free-speech/ Accessed: 2024-09-04.
- [14] Benjamin Boroughf. 2015. The next great YouTube: improving content ID to Foster creativity, cooperation, and fair compensation. *Alb. L.J. Sci. & Tech.* 25 (2015), 95.
- [15] Alessandro Celestini, Gianluigi Me, and Mara Mignone. 2016. Tor marketplaces exploratory data analysis: the drugs case. In *Global Security, Safety and Sustainability-The Security Challenges of the Connected World: 11th International Conference, ICGS3 2017, London, UK, January 18-20, 2017, Proceedings 11*. Springer, 218–229.
- [16] Kyle Chayka. 2024. The Arrest of Telegram’s Founder Illuminates Global Anxieties About Social Platforms. <https://www.newyorker.com/culture/infinite-scroll/the-arrest-of-telegrams-founder-illuminates-global-anxieties-about-social-platforms> Accessed: 2024-09-04.
- [17] Brett Danaher, Jonathan Samuel Hersh, Michael D Smith, and Rahul Telang. 2019. The effect of piracy website blocking on consumer behavior. *Available at SSRN 2612063* (2019).
- [18] Brett Danaher and Michael D Smith. 2014. Gone in 60 seconds: The impact of the Megaupload shutdown on movie sales. *International Journal of Industrial Organization* 33 (2014), 1–8.
- [19] David Decary-Hetu, Masarah Paquet-Clouston, and Judith Aldridge. 2016. Going international? Risk taking by cryptomarket drug vendors. *International Journal of Drug Policy* 35 (2016), 69–76.
- [20] Ogerta Elezaj, Sule Yildirim Yayilgan, and Edlira Kalem. 2021. Criminal network community detection in social media forensics. In *Intelligent Technologies and Applications: Third International Conference, INTAP 2020, Grimsstad, Norway, September 28–30, 2020, Revised Selected Papers 3*. Springer, 371–383.
- [21] Kristofer Erickson and Martin Kretschmer. 2018. This video is unavailable. *J. Intell. Prop. Info. Tech. & Elec. Com. L.* 9 (2018), 75.
- [22] Federal Bureau of Investigation. 2023. Internet Crime Report 2023. <https://shorturl.at/k0vOO>
- [23] Albert N. Greco. 2023. *The Impact of Legal, Intellectual Property, and Copyright Infringement Issues: 2000–2022*. Springer International Publishing, Cham, 69–91. https://doi.org/10.1007/978-3-031-31964-8_5
- [24] Shuang Hao, Kevin Borgolte, Nick Nikiforakis, Gianluca Stringhini, Manuel Egele, Michael Eubanks, Brian Krebs, and Giovanni Vigna. 2015. Drops for stuff: An analysis of reshipping mule scams. In *Proceedings of the 22nd ACM SIGSAC Conference on Computer and Communications Security*. 1081–1092.
- [25] Cormac Herley and Dinei Florêncio. 2010. Nobody sells gold for the price of silver: Dishonesty, uncertainty and the underground economy. In *Economics of information security and privacy*. Springer, 33–53.
- [26] Charles WL Hill. 2007. Digital piracy: Causes, consequences, and strategic responses. *Asia Pacific Journal of Management* 24 (2007), 9–25.
- [27] Hybrid Analysis. [n. d.]. Hybrid Analysis - Free Automated Malware Analysis Service powered by Falcon Sandbox. <https://www.hybrid-analysis.com/>.
- [28] iconLindsay Clark. 2024. Telegram CEO was ‘too free’ on content moderation, says Russian minister. https://www.theregister.com/2024/09/02/russias_foreign_minister_claims_telegram/ Accessed: 2024-09-04.
- [29] Sabine Jacques, Krzysztof Garstka, Morten Hviid, and John Street. 2018. Automated anti-piracy systems as copyright enforcement mechanism: A need to consider cultural diversity. *European Intellectual Property Review* 40, 4 (2018).
- [30] Mohammad Hanif Jhaveri, Orcun Cetin, Carlos Gañán, Tyler Moore, and Michel Van Eeten. 2017. Abuse reporting and the fight against cybercrime. *ACM Computing Surveys (CSUR)* 49, 4 (2017), 1–27.
- [31] Wenxiang Jiao, Wenxuan Wang, Jen-tse Huang, Xing Wang, Shuming Shi, and Zhaopeng Tu. 2023. Is ChatGPT a good translator? Yes with GPT-4 as the engine. *arXiv preprint arXiv:2301.08745* (2023).
- [32] Rohit Kumar Kaliyar, Anurag Goswami, and Pratik Narang. 2021. FakeBERT: Fake news detection in social media with a BERT-based deep learning approach. *Multimedia tools and applications* 80, 8 (2021), 11765–11788.
- [33] Sotirios Katsikeas, Pontus Johnson, Mathias Ekstedt, and Robert Lagerström. 2021. Research communities in cyber security: A comprehensive literature review. *Computer Science Review* 42 (2021), 100431.
- [34] Matthias C Kettemann and Wolfgang Benedek. 2019. Freedom of expression online. In *Human Rights, Digital Society and the Law*. Routledge, 58–74.
- [35] Eui-Jin Kim and Jin Kwak. 2021. Intelligent piracy site detection technique with high accuracy. *KSII Transactions on Internet and Information Systems (TIIS)* 15, 1 (2021), 285–301.
- [36] William Landes and Douglas Lichtman. 2003. Indirect liability for copyright infringement: Napster and beyond. *Journal of economic perspectives* 17, 2 (2003), 113–124.
- [37] Tobias Lauinger, Martin Szydłowski, Kaan Onarlioglu, Gilbert Wondracek, Engin Kirda, and Christopher Kruegel. 2013. Clickonomics: determining the effect of anti-piracy measures for one-click hosting. In *NDSS*. Citeseer.
- [38] ER Leukfeldt and RA Roks. 2021. Cybercrimes on the streets of the Netherlands? An exploration of the intersection of cybercrimes and street crimes. *Deviant behavior* 42, 11 (2021), 1458–1469.
- [39] Rutger Leukfeldt, Edward Kleemans, and Wouter Stol. 2017. The use of on-line crime markets by cybercriminal networks: A view from within. *American Behavioral Scientist* 61, 11 (2017), 1387–1402.
- [40] Chen Ling, Ihab AbuHilal, Jeremy Blackburn, Emiliano De Cristofaro, Savvas Zannettou, and Gianluca Stringhini. 2021. Dissecting the meme magic: Understanding indicators of virality in image memes. *Proceedings of the ACM on human-computer interaction* 5, CSCW1 (2021), 1–24.
- [41] DLM Lumen. 2023. *Is Telegram the new Darknet? A comparison of traditional and emerging digital criminal marketplaces*. Master’s thesis. University of Twente.
- [42] Thomas Mackintosh and Will Vernon. 2024. Telegram CEO Pavel Durov arrested at French airport. <https://www.bbc.com/news/articles/ckg2kz9kn93o> Accessed: 2024-09-04.
- [43] Ericsson Marin, Mohammed Almukaynizi, Eric Nunes, and Paulo Shakarian. 2018. Community finding of malware and exploit vendors on darkweb marketplaces. In *2018 1st International Conference on Data Intelligence and Security (ICDIS)*. IEEE, 81–84.
- [44] Marti Motoyama, Damon McCoy, Kirill Levchenko, Stefan Savage, and Geofrey M Voelker. 2011. An analysis of underground forums. In *Proceedings of the 2011 ACM SIGCOMM conference on Internet measurement conference*. 71–80.
- [45] Leah Moyle, Andrew Childs, Ross Coomber, and Monica J Barratt. 2019. # Drugsforsale: An exploration of the use of social media and encrypted messaging apps to supply and access drugs. *International Journal of Drug Policy* 63 (2019), 101–110.
- [46] David Nevado-Catalán, Sergio Pastrana, Narseo Vallina-Rodriguez, and Juan Tapiador. 2023. An analysis of fake social media engagement services. *Computers & Security* 124 (2023), 103013.
- [47] Shirin Nilizadeh, François Labrèche, Alireza Sedighian, Ali Zand, José Fernandez, Christopher Kruegel, Gianluca Stringhini, and Giovanni Vigna. 2017. Poised: Spotting twitter spam off the beaten paths. In *Proceedings of the 2017 ACM SIGSAC Conference on Computer and Communications Security*. 1159–1174.
- [48] Palo Alto Networks. [n. d.]. What are MITRE ATT&CK Techniques? <https://www.paloaltonetworks.com/cyberpedia/what-are-mitre-attack-techniques>.
- [49] Sergio Pastrana and Guillermo Suarez-Tangil. 2019. A first look at the cryptomining malware ecosystem: A decade of unrestricted wealth. In *Proceedings of the Internet Measurement Conference*. 73–86.
- [50] Christian Peukert and Margaritha Windisch. 2024. The economics of copyright in the digital age. *Journal of Economic Surveys* (2024).
- [51] One Piece. 1999. One Piece (TV Series 1999–). <https://www.imdb.com/title/tt0388629/>. Accessed: 2024-09-05.
- [52] Sayak Saha Roy, Dipanjan Das, Priyanka Bose, Christopher Kruegel, Giovanni Vigna, and Shirin Nilizadeh. 2024. Unveiling the risks of NFT promotion scams. In *Proceedings of the International AAAI Conference on Web and Social Media*, Vol. 18. 1367–1380.
- [53] Hayk Saribekyan and Akaki Margvelashvili. 2017. Security analysis of Telegram. *Diakses tanggal* 15 (2017).
- [54] Melvin RJ Soudijn and Birgit CH T Zegers. 2012. Cybercrime and virtual offender convergence settings. *Trends in organized crime* 15, 2 (2012), 111–129.
- [55] Zhibo Sun, Adam Oest, Penghui Zhang, Carlos Rubio-Medrano, Tiffany Bao, Ruoyu Wang, Ziming Zhao, Yan Shoshitaishvili, Adam Doupe, Gail-Joon Ahn, et al. 2021. Having Your Cake and Eating It: An Analysis of {Concession-Abuse-as-a-Service}. In *30th USENIX Security Symposium (USENIX Security 21)*. 4169–4186.
- [56] LE&TRAN TEAM. 2023. Unveiling Copyright Infringement: Understanding, Consequences, and Prevention. <https://letranlaw.com/insights/unveiling-copyright-infringement-understanding-consequences-and-prevention/>
- [57] Telegram. 2024. Telegram API. <https://core.telegram.org/api> Accessed: 2024-07-10.
- [58] Telegram Channels. 2024. Telegram Channels: Discover the Best Telegram Channels. <https://telegramchannels.me/> Accessed: 2024-07-10.
- [59] Telegram Messenger LLP. 2023. Telegram Messenger. <https://telegram.org/>.
- [60] Telemetrio. 2024. Telemetrio Global Catalog. <https://telemetrio.io/en/catalog/global> Accessed: 2024-07-10.
- [61] TGStat. 2024. TGStat: Telegram Analytics Service. <https://tgstat.com/> Accessed: 2024-07-10.
- [62] Kurt Thomas, Frank Li, Ali Zand, Jacob Barrett, Juri Ranieri, Luca Invernizzi, Yarik Markov, Oxana Comanescu, Vijay Eranti, Angelika Moscicki, et al. 2017. Data breaches, phishing, or malware? Understanding the risks of stolen credentials. In *Proceedings of the 2017 ACM SIGSAC conference on computer and communications security*. 1421–1434.
- [63] Jennifer M Urban, Joe Karaganis, and Brianna Schofield. 2017. Notice and take-down in everyday practice. *UC Berkeley Public Law Research Paper* 2755628 (2017).
- [64] Rolf Van Wegberg and Thijmen Verburgh. 2018. Lost in the Dream? Measuring the effects of Operation Bayonet on vendors migrating to Dream Market. In *WebSci’18: Evolution of the Darknet*. Association for Computing Machinery (ACM), 1–5.
- [65] Joel Waldfogel. 2017. How digitization has created a golden age of music, movies, books, and television. *Journal of economic perspectives* 31, 3 (2017), 195–214.
- [66] Mariëlle Wijermars and Tetyana Lokot. 2022. Is Telegram a “harbinger of freedom”? The performance, practices, and perception of platforms as political actors

- in authoritarian states. *Post-Soviet Affairs* 38, 1-2 (2022), 125–145.
- [67] RF Woolson. 2007. Wilcoxon signed-rank test. *Wiley encyclopedia of clinical trials* (2007), 1–3.
- [68] Yanhui Wu and Feng Zhu. 2022. Competition, contracts, and creativity: Evidence from novel writing in a platform market. *Management Science* 68, 12 (2022), 8613–8634.
- [69] Maryam Zamani, Fereshteh Rabbani, Attila Horicsányi, Anna Zafeiris, and Tamas Vicsek. 2019. Differences in structure and dynamics of networks retrieved from dark and public web forums. *Physica A: Statistical Mechanics and its Applications* 525 (2019), 326–336.

10 THEMATIC ANALYSIS OF REPLIES

Blackhat resources garnered 2,667 replies across 153 unique posts. Copyright media received 9,217 replies from 223 posts, while Pirated software attracted 20,069 replies from 1,319 posts. Lastly, Credential compromise received 301 replies from 42 unique posts.

We randomly selected 20 posts from each CAC, and two coders manually evaluated them, achieving a Cohen’s Kappa of 0.72, which indicates substantial agreement. It is also noteworthy that the replies to these Telegram posts were typically brief, with a median word count of just 4 words and an average of 9.16 words. This is significantly shorter compared to the replies found on other social media platforms such as Twitter (now X) and Facebook. Additionally, it’s important to mention that 17,184 (approximately 51%) of all replies were not in English. To aid in our coders in their analysis, we used GPT-4 to translate these replies into English. GPT-4 is highly proficient in translating non-English languages [31], even in the context of short texts. The themes revealed through this analysis are discussed below:

Community Engagement and Feedback

In Blackhat Resources channels, users frequently engage with the content by providing feedback on the effectiveness of various hacking tools. They share both positive and negative experiences, which helps other members make informed decisions about which tools to use. For instance, a user commented, "i was not able to download it before," indicating a problem with a specific tool, while another might say, "Try method 1 or 3 I hope REMCOS working," suggesting effective methods. This type of feedback serves as informal reviews and fosters a sense of community where members help each other solve problems. In contrast, Artificial Boosting channels focus more on mutual promotion and validation. Users share their social media links and ask others to follow or like their posts, as seen in comments like "Follow my Instagram" or "Pls like" Here, the engagement is less about problem-solving and more about reciprocal actions to enhance social media presence. The feedback is direct and revolves around achieving visibility and validation within the group. The Credential Compromise channels share similarities with Blackhat Resources in that users discuss the reliability and success of hacking tools. A user might ask, "devil sender always work?" to gauge the effectiveness of a tool. These discussions highlight the importance of tool efficacy and the need for feedback to optimize their hacking activities. The engagement in these channels is more technically focused, centering on the practical application of tools rather than the social validation seen in Artificial Boosting. Pirated Media channels exhibit a different kind of engagement. Users often discuss the quality of the content, as in the comment "This is a Koikatsu model, not a drawing" (Translated from Chinese), providing clarification on the type of media being shared. These

conversations are more content-centric, focusing on the nature and aesthetics of the media rather than technical aspects. Feedback here influences what gets shared, showing that users are invested in the quality and type of pirated content available. On the other hand, Pirated Software channels, engagement is centered on evaluating the functionality of unauthorized software. Users provide feedback on whether software works as expected, offering insights like "This Bee VPN app is very good" or expressing dissatisfaction with comments like "It doesn’t work in Egypt." This mirrors the feedback-oriented discussions in Blackhat Resources and Credential Compromise channels but focuses specifically on software usability and regional compatibility.

Queries and Support

In Blackhat Resources channels, users frequently ask for help with tool functionalities or seek advice on specific hacking techniques. Questions like "Where can I download it?" and requests for tool enhancements show that users value ease of access and improved functionalities. This focus on usability and optimization is key to these discussions. Artificial Boosting channels also see a significant amount of queries, but these are centered on inclusion and support within boosting activities. Users might ask to join certain groups or seek help to increase their engagement, as seen in the message, "Hello alguien me acepta en el grupo?" ("Hello, can someone accept me into the group?"). The queries here reflect a desire to expand networks and enhance social media presence rather than technical troubleshooting. Credential Compromise channels share a similar dynamic with Blackhat Resources, where queries are about the practical aspects of hacking tools. Users ask detailed technical questions, such as "how many mail it send per sec," reflecting a need to understand tool capabilities and optimize their use. This emphasis on technical support is crucial for users who engage in credential theft. In Copyright Media channels, questions often revolve around finding more content from specific creators or resolving issues with media sharing restrictions. A user asked, "Does this author have any new works?" or express frustration with limitations, such as "Damn, can’t forward or save again." These queries indicate a desire for more access and flexibility in managing pirated media, differing from the technical focus seen in other channels. Pirated Software channels also feature queries, mostly about technical support and software functionality. Users ask questions to clarify how to use specific software or resolve issues, much like in Credential Compromise channels. This reflects a need for guidance to effectively use pirated software and troubleshoot any problems that arise.

Requests for Content

In Blackhat Resources channels, users often request specific tools or collaborative opportunities. Comments like "I need a team to use crypter together" illustrate the demand for teamwork and resource sharing, which is essential in complex hacking tasks. These requests shape the content shared within these channels, highlighting the community’s role in directing content availability. Artificial Boosting channels, on the other hand, have requests that are more about personal promotion. Users seek engagement from others, asking them to like, follow, or share their social media content. Requests like "Send on my page here in Telegram please" show a

transactional nature, where users expect engagement in return for participation. The focus here is on enhancing visibility rather than acquiring specific tools or resources.

In Credential Compromise channels, users request specific functionalities or guidance, such as asking for help with setting up tools for phishing. Requests like "hi bro how i can use it with sender" indicate a need for tutorials or step-by-step instructions, reflecting the technical challenges users face. In Copyright Media channels see requests centered around content availability. Users express interest in more works by specific creators or certain types of media, indicating their preferences and influencing what gets shared. This shows that users are not just passive consumers but actively engage in curating the content available in these channels. In Pirated Software channels, requests often involve software updates or modifications. Users might ask for new versions of modified software or specific changes to be made, such as "Please update the Modern Warship MOD application v0.77.0." These requests show a demand-side influence on content distribution, where users' needs and preferences drive the availability of pirated software.

Educational Dynamics and Knowledge Sharing

In Blackhat Resources channels, users share knowledge about using various hacking tools. Information about tool capabilities, such as "Free Trial For 30 minutes only for 1 month DM for access," helps users make informed decisions. This exchange of information

supports skill development within the community. In Artificial Boosting channels, education is more informal, focusing on effective engagement tactics. Users learn from each other's requests and feedback, experimenting with different approaches to boost their social media presence. The knowledge shared is less about technical know-how and more about strategies for increasing visibility and engagement.

Credential Compromise channels also have a strong educational component, where users discuss how to use specific tools effectively. Questions and comments reveal a need to understand tool setup and operation, with users often offering to provide guidance, as in "Dm me @[user]." These channels serve as learning environments for credential theft techniques. Copyright Media channels feature less explicit educational content but still involve knowledge sharing about the media itself. Users discuss the nature of the content, offering insights into different styles or commenting on technical aspects like saving restrictions. This helps others understand and manage the pirated media more effectively. In Pirated Software channels, educational exchanges are common, with users sharing technical information about software modifications. Posts detailing features like "Premium Unlocked - Optimized - Architecture: - Arm8" provide valuable information that enhances users' understanding of the software. These discussions support the ongoing development of the pirated software market by educating users about available modifications.