



Video-XL: Extra-Long Vision Language Model for Hour-Scale Video Understanding

Yan Shu^{1,2} Peitian Zhang³ Zheng Liu^{2†} Minghao Qin^{2,4} Junjie Zhou^{2,5} Tiejun Huang^{2,6} Bo Zhao^{1,2†}

¹Shanghai Jiaotong University ²Beijing Academy of Artificial Intelligence ³Renmin University of China

⁴Chinese Academy of Sciences ⁵Beijing University of Posts and Telecommunications ⁶Peking University

<https://github.com/VectorSpaceLab/Video-XL>

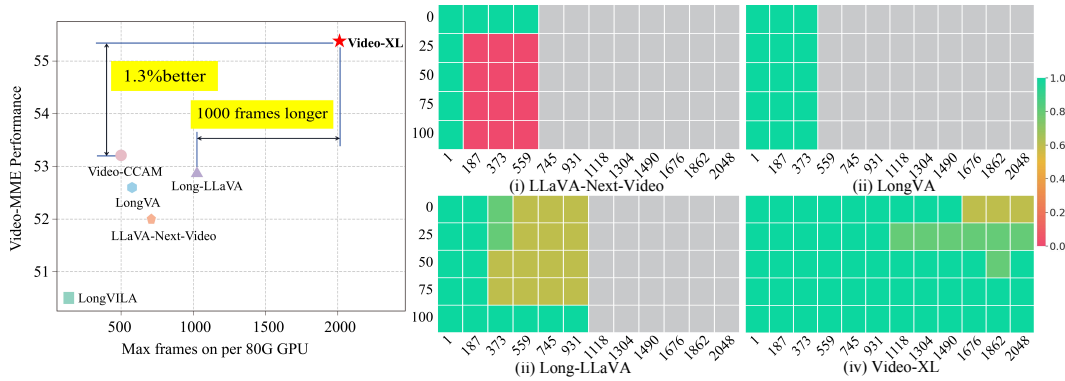


Figure 1: (Left) The comparison of video MLLMs in performance and maximum frames. (Right) Results on the Needle-in-a-haystack evaluation within a single 80GB GPU. The x-axis represents the total number of frames in the video haystack. The y-axis shows the position where the needle image is located. Gray grids mean “Out of Memory”. Compared to other models, Video-XL can achieve nearly 95% accuracy with maximum 2048 frames.

Abstract

Although current Multi-modal Large Language Models (MLLMs) demonstrate promising results in video understanding, processing extremely long videos remains an ongoing challenge. Typically, MLLMs struggle with handling thousands of visual tokens that exceed the maximum context length, and they suffer from the information decay due to token aggregation. Another challenge is the high computational cost stemming from the large number of video tokens. To tackle these issues, we propose Video-XL, an extra-long vision language model designed for efficient hour-scale video understanding. Specifically, we argue that LLMs can be adapted as effective visual condensers and propose Visual Context Latent Summarization which condenses visual contexts into highly compact forms. Extensive experiments demonstrate that our model achieves promising results on popular long video understanding benchmarks. For example, Video-XL outperforms the current state-of-the-art method on VNBench by nearly 10% in accuracy. Moreover, Video-XL presents an impressive balance between efficiency and effectiveness, processing 2048 frames on a single 80GB GPU while achieving nearly 95% accuracy in the Needle-in-a-Haystack evaluation.

[†]Correspondence to <bo.zhao@sjtu.edu.cn> and <zhengliu1026@gmail.com>.

1 Introduction

Inspired by the population of large language models (LLMs) [1, 2, 3], multimodal large language models (MLLMs) [4, 5, 6, 7] have made significant progress in their ability to comprehend and generate content across multiple modalities, particularly images. Beyond single image understanding, videos, consisting of sequence of frames, introduces the temporal dimension and brings significant challenges in methodology and computation.

Existing MLLMs of video understanding divide videos to sequence of frames and adapt MLLMs to implement multi-image understanding. Due to the massive visual tokens of videos that exceed the context length of LLMs, popular methods [8, 9, 10, 11] can only process short videos, typically under one minute. To address this challenge, several methods employ compression strategies, such as reducing the number of visual tokens [12, 13, 14] and introducing specialized memory mechanisms [15, 16] to extend the input visual context length. However, these methods inevitably lead to certain degree of information loss. Other studies attempt to extend the context length of the language backbone [17] or improve multi-node efficiency during the training stage [18]. Nonetheless, they overlook the computational costs incurred during the inference stage.

Expanding visual context length while maintaining computational efficiency remains a significant challenge in long video understanding. In this paper, we argue that long visual representations can be effectively compressed into more compact forms by leveraging the inherent context modeling capabilities of LLMs. To achieve this, we introduce Visual Context Latent Summarization. Specifically, we append Visual Summarization Tokens (VSTs) to the original visual context and condense the raw activations of visual latents (i.e., keys and values in the self-attention module) into highly compact representations. These condensed activations are processed in a streaming manner using a sliding window and an autoregressive approach. To efficiently learn this condensed representation, we refrain from introducing additional training strategies and instead focus on refining activation compression during the Supervised Fine-tuning (SFT) stage.

To enhance the model’s generalization ability for long video understanding, we develop a unified visual encoding scheme, which represents single images, multiple images and videos into a unified space. Additionally, we introduce a novel long video dataset called Visual Clue Ordering (VICO). Unlike most existing video datasets, which are typically short (less than 10 seconds) and feature static content with minimal changes between frames, VICO is specifically designed to handle longer videos and dynamic visual contexts. This dataset has three key features: (1) videos from diverse, open-domain categories, including movies, egocentric videos, games, and sports; (2) video lengths ranging from 2 to 10 minutes, providing a sufficient number of frames and substantial plot variations; (3) VICO encourages multi-detail retrieval and model understanding, offering a more comprehensive challenge than traditional captioning or question-answering tasks.

Based on the above designs, we propose Video-XL, an extra-long vision language model for efficient hour-scale video understanding. Video-XL has the following highlights:

- (i) Video-XL achieves promising performance on long video benchmarks. Specifically, Video-XL outperforms the current state-of-the-art method on VNBench [19] by nearly **10%** in accuracy, as well as achieving leading performance in MLVU [20], Video-MME [21], LongVideoBench [22].
- (ii) Video-XL strikes a promising balance between efficiency and effectiveness, as shown in Figure 1, processing **2048** frames on a single A100-80GB GPU while achieving nearly 100% accuracy in the Needle-in-a-Haystack evaluation.
- (iii) Beyond general video understanding tasks, Video-XL shows potential for **long video-specific tasks** such as movie summarization, surveillance anomaly detection, and ad placement identification.

2 Model

2.1 Architecture and Pipeline

Following the success of the MLLM paradigm of leveraging visual instruction tuning to align vision and language representations, our model contains three main modules: the LLM backbone, Vision Encoder, and Cross-modality Projector.

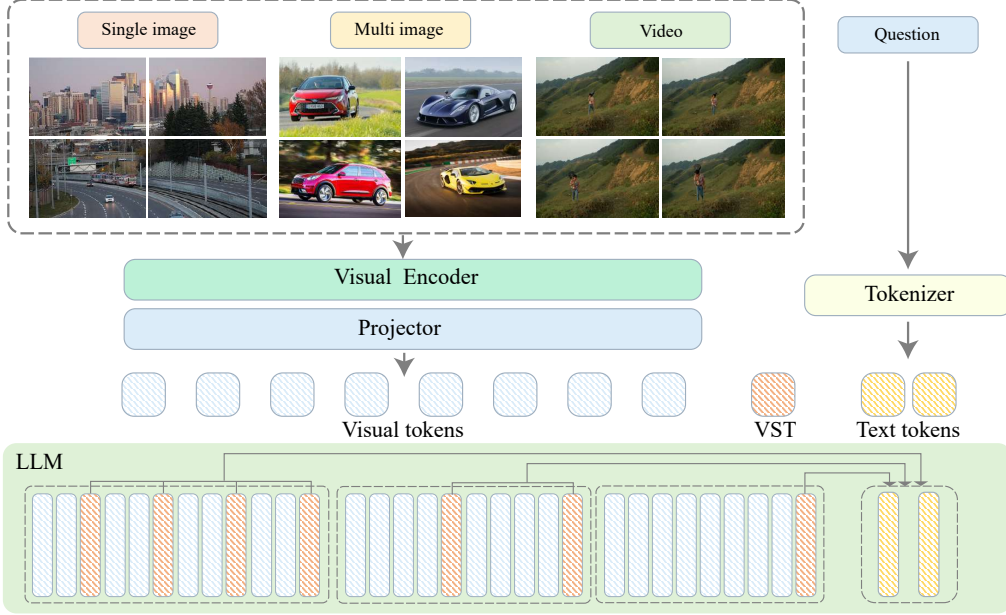


Figure 2: Overview of Video-XL. Video-XL utilizes a unified visual encoding scheme for single images, multiple images, and videos. Visual tokens generated from the projector are first split into several chunks. The activations from the visual contexts in each chunk are then condensed into Visual Summarization Tokens (VSTs). Conditioned on the accumulated activations between chunks, Video-XL performs next-token prediction in an autoregressive manner. For simplicity, we only present the cases with compression ratios of 2, 4, and 8.

We selected Qwen-2 [23] with 7B parameters as our LLM due to its strong language understanding and reasoning capabilities. For the Vision Encoder, we opted for CLIP-ViT-L [24] instead of a dedicated video encoder. This choice was motivated by CLIP’s strong generalization capabilities in various visual understanding tasks, as well as its ability to accept an arbitrary number of frames, whereas some video encoders are limited by the number of input frames. Following LLaVA [6], we leverage a two-layer MLP with a GELU activation function as a cross-modality projector to align the Vision Encoder and LLM. Video-XL has a flexible combination of the three modules which will be introduced in the future.

To deal with different multimodal data, including single images, multiple images, and videos, we draw inspiration from [17] to develop a unified encoding scheme. Specifically, for multiple images or videos, we input frames with a resolution of 336×336 directly into CLIP. For single images, we divide them into patches, each with a resolution of 336×336 , and then feed these patches into CLIP. Consequently, an N -frame video or N -patch image is encoded into $N \times M$ tokens, where M represents the number of tokens per image. The patch-splitting method follows the approach described in [17]. For video processing, we sample one frame per second for videos shorter than 128 frames. For longer videos, we uniformly sample 128 frames.

2.2 Visual Context Latent Summarization

Given a visual signal (single image, multi image or video), we can get a sequence of vision tokens $X = \{x_1, \dots, x_n\}$, where n is the token number generated from projector. The goal is to compress X into fewer yet more compact representations C ($|C| < |X|$). In the following, we elaborate our compression mechanism and learning method to achieve effective, efficient, and flexible compression.

Compression Mechanism. Following [25], we introduce a new special token, called visual summarization token (VST): $\langle vs \rangle$, which prompts the LLM to compress the visual signal into VST’s *activations* (i.e. keys and values at every layer). The vision token sequence can be very long, which is progressively compressed. Specifically, the vision tokens are partitioned into chunks of the same

size w (defaults to 1440):

$$[x_1, \dots, x_n] \xrightarrow{\text{Partition}} [X_1, \dots, X_{\lceil n/w \rceil}], X_i = [x_{(i-1)w+1}, \dots, x_{iw}]^* = [x_1^i, \dots, x_w^i]. \quad (1)$$

Next, for each chunk X_i , we determine a compression ratio α_i (w is evenly divisible by α_i). A group of $k_i = w/\alpha_i$ VSTs, $V_i = [\langle \text{vs} \rangle_1^i, \dots, \langle \text{vs} \rangle_{k_i}^i]$, are inserted into the chunk in an *interleaved* manner. In other words, one VST is dispatched to the end of every α_i vision tokens:

$$X_i \xrightarrow{\text{Interleave } V_i} X'_i = [x_1^i, \dots, x_{\alpha_i}^i, \langle \text{vs} \rangle_1^i, \dots, x_{w-\alpha_i+1}^i, \dots, x_w^i, \langle \text{vs} \rangle_{k_i}^i]. \quad (2)$$

The LLM encodes these chunks *one by one*. During encoding X'_i , Video-XL reuses all modules of the LLM except employing additional projection matrices ($\mathbf{W}_Q^v, \mathbf{W}_K^v, \mathbf{W}_V^v$) to transform VST hidden states in the self attention module of each layer. As a result, the information of the visual signal is compressed into VSTs' activations. After encoding X'_i , we *discard* activations of all the raw vision tokens (X_i), while we *accumulate* the activations of VSTs (V_i). When encoding the next chunk X'_{i+1} , the LLM directly conditions on the accumulated VST activations ($V_{\leq i}$) as a proxy to the raw vision tokens $X_{\leq i}$.

Objective Function. Video-XL is learned to optimize the generation quality conditioned on the compressed visual signals. Formally, the next-token prediction is written as:

$$\Pr(t_{i+1} \mid \underbrace{s_1, \dots, s_{\text{SYSI}}}_{\text{system prompt}}, \underbrace{\langle \text{vs} \rangle_1^1, \dots, \langle \text{vs} \rangle_{k_{\lceil n/w \rceil}}^{\lceil n/w \rceil}}_{\text{compressed visual signal}}, \underbrace{t_1, \dots, t_i}_{\text{textual instruction}}; \Theta). \quad (3)$$

Θ denotes the parameters of the LLM, the vision encoder, the projector, the matrices for VSTs at each layer, $\mathbf{W}_Q^v, \mathbf{W}_K^v, \mathbf{W}_V^v$, and the token embedding of VST, $e_{\langle \text{vs} \rangle}$ (we use one shared embedding for all VSTs). The standard auto-regression loss is minimized for training. Note that we exclude the VSTs from the training loss (setting their labels to -100) because they are only intended for compression. To flexibly support a diverse compression granularities, the compression ratio α_i for the i -th chunk is *randomly sampled* from $\{2, 4, 8, 12, 16\}$ during training. At inference, one can choose one compression ratio according to the specific efficiency requirement and stick to it for all chunks.

3 Training Strategy and Data

We employ a two-stage training strategy consisting of pre-training and fine-tuning. During the pre-training stage, we use the Laion-2M dataset [26] to optimize the projector, where visual embeddings from a pre-trained vision encoder are aligned with text embeddings from the LLM. In the fine-tuning stage, we apply visual instruction tuning to optimize both the projector and all LLM parameters. Additionally, we unfreeze the visual encoder to capture improved visual representations of temporal features. As discussed in Section 2.1, we fully leverage the capabilities of the MLLM across various multimodal datasets. For single-image data, we use the Bunny 695k dataset [26] and 57k images from Sharegpt-4o [27]. For multi-image data, we utilize 5k data points extracted from MMDU [28]. For video data, we collect videos of varying durations, including 32k samples from NExT-QA [29] 2k video samples from Sharegpt-4o [27], 10k samples from CinePile [30], and 11k in-house samples with GPT-4V annotations for video captions. Additionally, we curate 10k long video samples called VICO, which will be discussed in the next section.

3.1 Video Clue Order Dataset

To enhance long video understanding and unlock the potential of visual compression, we developed an automated long-video data production pipeline alongside a high-quality dataset called Visual Clue Order (VICO). The pipeline, begins by sourcing long videos from CinePile or video platforms such as YouTube, covering open-domain content including movies, documentaries, games, sports, and more. Each long video is segmented into 14-second clips. For each clip, we employ the VILA-1.5 model [31] to generate detailed descriptions. Based on these captions, we utilize ChatGPT to arrange the clues in temporal order. VICO challenges models to retrieve key frames and detect temporal changes, thus improving their long video comprehension capabilities.

*The last chunk $X_{\lceil n/w \rceil}$ may be shorter than w , which is omitted for simplicity.

Model	Size	MLVU dev		MLVU test		VideoMME w/o sub.				VideoMME w sub.			
		M-avg	G-avg	M-avg	G-avg	Short	Medium	Long	Avg	Short	Medium	Long	Avg
Proprietary Models													
GPT-4V [1]	-	49.2	5.35	43.3	4.67	70.5	55.8	53.5	59.9	73.2	59.7	56.9	63.3
GPT-4o [32]	-	64.6	5.80	54.9	5.87	80.0	70.3	65.3	71.9	82.8	76.6	72.1	77.2
Gemini-1.5-Pro [33]	-	-	-	-	-	81.7	74.3	67.4	75.0	84.5	81.0	77.4	81.3
Claude3-Opus [34]	-	36.5	3.39	25.0	3.25	71.0	57.4	51.2	60.0	73.5	60.1	54.7	62.9
Open-source MLLMs													
VideoChat2 [35]	7B	47.9	3.99	35.1	3.99	48.3	37.0	33.2	39.5	52.8	39.4	39.2	43.8
LLaMA-VID [36]	7B	33.2	4.22	17.2	3.43	-	-	-	-	-	-	-	-
VideoLLaVA [37]	7B	47.3	3.84	30.7	3.68	45.3	38.0	36.2	39.9	46.1	40.7	38.1	41.6
Shargpt4Video [38]	7B	46.4	3.77	33.8	3.63	48.3	36.3	35.0	39.9	53.6	39.3	37.9	43.6
InternVL-Chat-V1.5 [39]	20B	50.4	4.02	37.3	3.96	60.2	46.4	45.6	47.8	61.7	49.1	46.6	52.4
LongVA [17]	7B	56.3	4.33	41.1	3.91	61.1	50.4	46.2	52.6	61.6	53.6	47.6	54.3
LongVILA [18]	7B	-	-	-	-	61.8	49.7	39.7	50.5	-	-	-	-
Video-CCAM [40]	14B	63.1	4.01	42.9	3.57	62.2	50.6	46.7	53.2	66.0	56.3	49.9	57.4
Long-LLaVA [13]	7B	-	-	-	-	61.9	51.4	45.4	52.9	66.2	54.7	50.3	57.1
Video-XL	7B	64.9	4.50	45.5	4.21	64.0	53.2	49.2	55.5	67.4	60.7	54.9	61.0

Table 1: Experimental results on MLVU and VideoMME benchmarks. For MLVU, we report multi-choice average score (M-avg) and generation score (G-avg) on MLVU-dev. For VideoMME, we report results with and without subtitle assistance.

4 Experimental results

4.1 Benchmarks

We evaluated our methods on several mainstream video understanding benchmarks. To assess long video capabilities, we used MLVU [20], VNBench [19], Video-MME [21] and LongVideoBench [22]. For short video evaluation, we tested on MVbench [35] and NExT-QA [29].

4.2 Main results

4.2.1 Long Video Benchmark Evaluation

MLVU is a long video understanding benchmark comprising a dev set and test set, categorized into Multiple-Choice and Generation tasks. Compared to the dev set, the test set is more challenging which includes harder tasks and longer videos. As shown in Table 1, our model achieves leading results in both tasks. It is also worth noting that Video-XL even surpasses GPT-4o in the dev task, showcasing a strong capability in long video understanding.

Video-MME is a comprehensive long video understanding benchmark that encompasses a highly diverse range of video types. It evaluates performance across short, medium, and long video lengths, as well as overall effectiveness. Video-XL achieves 55.5% and 61.0% accuracy without and with the assistance of subtitles, achieving competitive results with some state-of-the-art models (See Table 1).

VNBench is a synthetic benchmark designed to evaluate models’ long-context abilities, covering tasks such as retrieval, ordering, and counting. As shown in Table 2, Video-XL demonstrates leading results among open-source models (outperforms nearly 10 % in accuracy than the state-of-the-art model.) Additionally, it surpasses GPT-4V and achieves competitive results with GPT-4o in the average score.

LongVideoBench is a challenging benchmark designed to accurately retrieve and reason over detailed multimodal information from long inputs. With a context input of 256 frames, our model achieves a leading performance among all open-source models within 7B sizes on the dev and test task, as demonstrated in Table 2.

4.2.2 Longer Context Evaluation

To demonstrate our model’s ability to process extremely long contexts, we conducted a needle-in-the-haystack test to evaluate its performance. As shown in Figure 1, both LLaVA-NexT-Video and LongLLaVA employ a naive position encoding extrapolation algorithm, yet they struggle to comprehend key information when provided with more input context. LongVA fine-tunes the LLM

Model	Size	VNBench				LongVideoBench	
		Retrieval	Ordering	Counting	Average	dev	test
Proprietary Models							
Gemini 1.5 Pro [33]	-	90.7	72.9	36.7	66.7	64.0	64.4
GPT-4o [32]	-	95.3	73.4	24.5	64.4	66.7	66.7
GPT-4V [1]	-	93.7	29.5	23.3	48.9	59.1	60.7
Open-source MLLMs							
VideoChat2 [35]	7B	32.7	0.4	15.5	20.1	39.3	41.2
Video-LLaVA [37]	7B	23.8	1.1	12.4	12.4	39.1	37.6
LLaVA-NeXT-Video [41]	7B	44.2	0.4	15.5	20.1	43.5	43.5
ST-LLM [42]	7B	51.3	0.0	16.7	22.7	-	-
LongLLaVA [13]	7B	91.1	35.9	29.2	52.1	-	-
Video-XL	7B	80.0	80.6	24.0	61.6	49.5	51.3

Table 2: Experimental results on VNBench and LongVideoBench.

to handle extended input lengths, but it still faces high computational costs, limiting it to processing approximately 400 frames on a single 80G GPU. In contrast, our model achieved nearly 95% accuracy with an $16\times$ compression ratio and a 2048-frame input on the same hardware. This suggests that our model strikes an optimal balance between accuracy and computational efficiency.

Model	Size	NeXT-QA	MVBench
Proprietary Models			
GPT-4V [1]	-	-	43.5
GPT-4o [32]	-	76.0	-
Open-source MLLMs			
SeViLA [43]	4B	73.8	-
mPLUG-Owl [44]	7B	33.8	29.7
Video-LLaVA [37]	7B	40.2	-
VideoChat2 [35]	7B	78.6	51.9
LLaVA-NeXT-Video [41]	7B	41.6	61.3
TimeChat [45]	7B	-	38.5
ST-LLM [42]	7B	-	54.9
PLLaVA [46]	7B	45.6	58.1
LongLLaVA [13]	7B	-	54.6
VideoLLaMB [10]	7B	71.1	52.5
Video-XL*	7B	77.2	55.3

Table 3: Results on Next-QA and MVBench.

4.2.3 Other Video Benchmarks Evaluation

MVBench is a comprehensive benchmark with average about 16s videos length, including 20 distinct video tasks, each with 200 questions designed to probe the model’s understanding of video content. Although our model is tailed for long video understanding, it also demonstrates promising results when dealing with short videos.

NeXT-QA aims to comprehensively benchmark tempoal and casual reasoning of models. The average video lengths is 45 seconds, thus, we utilize 32 frames for testing. It can be seen that out models demonstrating astonishing results, achieving state-of-the-arts results.

4.3 Ablation studies

We conducted ablation studies on the proposed visual compression mechanism and the VICO dataset, as shown in Table 4.

Impact of Visual Compression				Impact of VICO		
Model	MLVU	MME	MMBench	Train Data	Video-MME	MLVU
Baseline	57.0	1534 (395)	71.6	Bunny	52.6	57.0
2× Com.	56.7	1520 (348)	71.4	Bunny + NExTQA 32k	53.3	59.9
8× Com.	56.4	1515 (326)	71.2	Bunny + CinePile 10k	52.9	59.7
16× Com.	56.1	1503 (324)	70.6	Bunny + LongCap 10k	53.2	57.5
{2, 8, 16}× Com.	56.5	1510 (326)	70.9	Bunny + VICO 5k	53.9	60.1

Table 4: Ablation studies on the impact of Visual Context Latent Summarization and VICO dataset.

The effectiveness of visual compression. Using the Bunny 695k dataset, we trained two models: one without compression and the other with random compression ratios selected from 2, 4, 8, 16. For the compressed model, we applied varying compression ratios when testing on the video benchmark MLVU and image benchmarks MME and MMBench. Remarkably, even with an 16× compression ratio, the compressed models demonstrated promising performance compared to the baseline.

The effectiveness of VICO data. We trained four models using different data: (a) Bunny 695k alone; (b) Bunny 695k combined with NeXTQA 32k; (c) Bunny 695k combined with CinePile 10k; (d) Bunny 695k combined with long video caption 5k (generated similarly to [18]); and (e) Bunny 695k combined with VICO 5k. Remarkably, even with just 5k VICO data, Video-XL outperforms the one trained on NeXTQA 32k. Additionally, the main event/action ordering task demonstrates greater benefits compared to the captioning task, as it encourages the model to retrieve key clips from long sequences.

4.3.1 Qualitative Results

We provide some qualitative results of Video-XL in Figure 3, showcasing typical cases of long video understanding. All video samples are longer than 15 minutes. Video-XL demonstrates its ability to identify specific details in long videos, such as anomaly clips in surveillance footage or a placed ad in a video, highlighting its proficiency in retrieving and interpreting visual information over extended video contexts. Additionally, Video-XL can accurately summarize a movie by describing its main characters, surroundings, and events. These capabilities emphasize Video-XL’s potential to process and understand extremely long videos.

5 Conclusions

We propose Video-XL, a VLM designed for hour-scale video understanding. We introduce Visual Context Latent Summarization, which condenses visual contexts into highly compact forms. Video-XL achieves promising results on several long video understanding benchmarks and demonstrates its capability in handling long contexts in the Needle-in-a-Haystack evaluation.

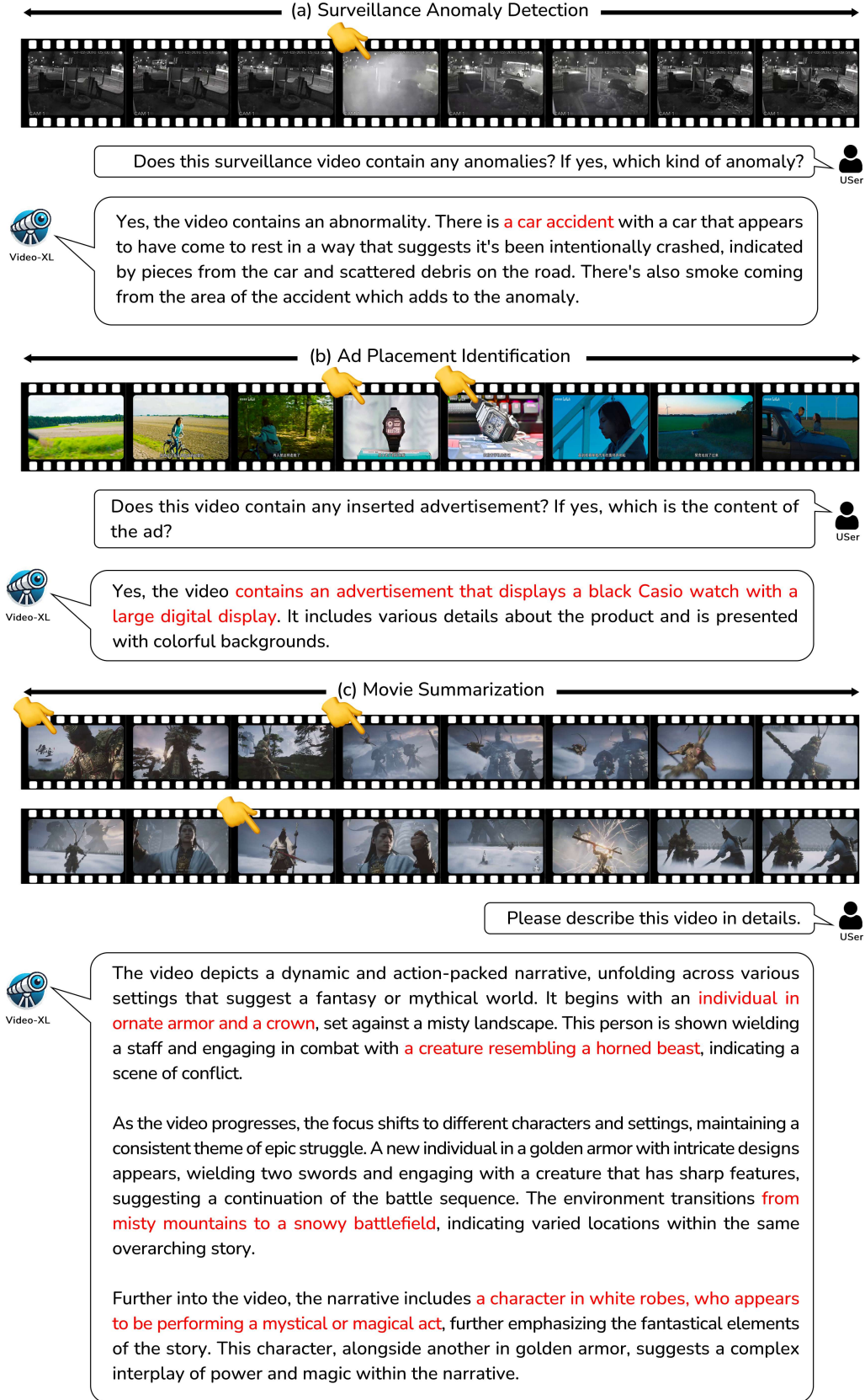


Figure 3: Visualization results of Video-XL in some long video understanding tasks.

References

- [1] OpenAI. Gpt-4 technical report, 2023.
- [2] OpenAI. Introducing chatgpt. <https://openai.com/blog/chatgpt>, 2022.
- [3] Hugo Touvron, Thibaut Lavril, Gautier Izacard, Xavier Martinet, Marie-Anne Lachaux, Timothée Lacroix, Baptiste Rozière, Naman Goyal, Eric Hambro, Faisal Azhar, et al. Llama: Open and efficient foundation language models. *arXiv preprint arXiv:2302.13971*, 2023.
- [4] Junnan Li, Dongxu Li, Silvio Savarese, and Steven Hoi. Blip-2: Bootstrapping language-image pre-training with frozen image encoders and large language models. *ICML*, 2023.
- [5] Deyao Zhu, Jun Chen, Xiaoqian Shen, Xiang Li, and Mohamed Elhoseiny. Minigpt-4: Enhancing vision-language understanding with advanced large language models. *arXiv preprint arXiv:2304.10592*, 2023.
- [6] Haotian Liu, Chunyuan Li, Qingyang Wu, and Yong Jae Lee. Visual instruction tuning. *arXiv preprint arXiv:2304.08485*, 2023.
- [7] Bo Li, Yuanhan Zhang, Liangyu Chen, Jinghao Wang, Jingkang Yang, and Ziwei Liu. Otter: A multi-modal model with in-context instruction tuning. *arXiv preprint arXiv:2305.03726*, 2023.
- [8] KunChang Li, Yinan He, Yi Wang, Yizhuo Li, Wenhai Wang, Ping Luo, Yali Wang, Limin Wang, and Yu Qiao. Videochat: Chat-centric video understanding. *arXiv preprint arXiv:2305.06355*, 2023.
- [9] Muhammad Maaz, Hanoona Rasheed, Salman Khan, and Fahad Shahbaz Khan. Video-chatgpt: Towards detailed video understanding via large vision and language models. *arXiv preprint arXiv:2306.05424*, 2023.
- [10] Hang Zhang, Xin Li, and Lidong Bing. Video-llama: An instruction-tuned audio-visual language model for video understanding. *arXiv preprint arXiv:2306.02858*, 2023.
- [11] Kirolos Ataallah, Xiaoqian Shen, Eslam Abdelrahman, Essam Sleiman, Deyao Zhu, Jian Ding, and Mohamed Elhoseiny. Minigpt4-video: Advancing multimodal llms for video understanding with interleaved visual-textual tokens. *arXiv preprint arXiv:2404.03413*, 2024.
- [12] Yanwei Li, Chengyao Wang, and Jiaya Jia. Llama-vid: An image is worth 2 tokens in large language models. *arXiv preprint arXiv:2311.17043*, 2023.
- [13] Xidong Wang, Dingjie Song, Shunian Chen, Chen Zhang, and Benyou Wang. Longllava: Scaling multi-modal llms to 1000 images efficiently via hybrid architecture. *arXiv preprint arXiv:2409.02889*, 2024.
- [14] Peng Jin, Ryuichi Takanobu, Wancai Zhang, Xiaochun Cao, and Li Yuan. Chat-univi: Unified visual representation empowers large language models with image and video understanding. In *Proceedings of the IEEE/CVF Conference on Computer Vision and Pattern Recognition*, pages 13700–13710, 2024.
- [15] Enxin Song, Wenhao Chai, Guanhong Wang, Yucheng Zhang, Haoyang Zhou, Feiyang Wu, Xun Guo, Tian Ye, Yan Lu, Jenq-Neng Hwang, et al. Moviechat: From dense token to sparse memory for long video understanding. *arXiv preprint arXiv:2307.16449*, 2023.
- [16] Bo He, Hengduo Li, Young Kyun Jang, Menglin Jia, Xuefei Cao, Ashish Shah, Abhinav Shrivastava, and Ser-Nam Lim. Ma-lmm: Memory-augmented large multimodal model for long-term video understanding. *arXiv preprint arXiv:2404.05726*, 2024.
- [17] Peiyuan Zhang, Kaichen Zhang, Bo Li, Guangtao Zeng, Jingkang Yang, Yuanhan Zhang, Ziyue Wang, Haoran Tan, Chunyuan Li, and Ziwei Liu. Long context transfer from language to vision. *arXiv preprint arXiv:2406.16852*, 2024.
- [18] Fuzhao Xue, Yukang Chen, Dacheng Li, Qinghao Hu, Ligeng Zhu, Xiuyu Li, Yunhao Fang, Haotian Tang, Shang Yang, Zhijian Liu, et al. Longvila: Scaling long-context visual language models for long videos. *arXiv preprint arXiv:2408.10188*, 2024.
- [19] Zijia Zhao, Haoyu Lu, Yuqi Huo, Yifan Du, Tongtian Yue, Longteng Guo, Bingning Wang, Weipeng Chen, and Jing Liu. Needle in a video haystack: A scalable synthetic framework for benchmarking video mllms. *arXiv preprint arXiv:2406.09367*, 2024.
- [20] Junjie Zhou, Yan Shu, Bo Zhao, Boya Wu, Shitao Xiao, Xi Yang, Yongping Xiong, Bo Zhang, Tiejun Huang, and Zheng Liu. Mlvu: A comprehensive benchmark for multi-task long video understanding. *arXiv preprint arXiv:2406.04264*, 2024.
- [21] Chaoyou Fu, Yuhang Dai, Yondong Luo, Lei Li, Shuhuai Ren, Renrui Zhang, Zihan Wang, Chenyu Zhou, Yunhang Shen, Mengdan Zhang, et al. Video-mme: The first-ever comprehensive evaluation benchmark of multi-modal llms in video analysis. *arXiv preprint arXiv:2405.21075*, 2024.
- [22] Haoning Wu, Dongxu Li, Bei Chen, and Junnan Li. Longvideobench: A benchmark for long-context interleaved video-language understanding. *arXiv preprint arXiv:2407.15754*, 2024.

- [23] An Yang, Baosong Yang, Binyuan Hui, Bo Zheng, Bowen Yu, Chang Zhou, Chengpeng Li, Chengyuan Li, Dayiheng Liu, Fei Huang, et al. Qwen2 technical report. *arXiv preprint arXiv:2407.10671*, 2024.
- [24] Alec Radford, Jong Wook Kim, Chris Hallacy, Aditya Ramesh, Gabriel Goh, Sandhini Agarwal, Girish Sastry, Amanda Askell, Pamela Mishkin, Jack Clark, et al. Learning transferable visual models from natural language supervision. In *ICML*, 2021.
- [25] Peitian Zhang, Zheng Liu, Shitao Xiao, Ninglu Shao, Qiwei Ye, and Zhicheng Dou. Soaring from 4k to 400k: Extending llm’s context with activation beacon. *arXiv preprint arXiv:2401.03462*, 2024.
- [26] Muyang He, Yexin Liu, Boya Wu, Jianhao Yuan, Yueze Wang, Tiejun Huang, and Bo Zhao. Efficient multimodal learning from data-centric perspective. *arXiv preprint arXiv:2402.11530*, 2024.
- [27] <https://sharegpt4o.github.io/>. sharegpt4o.
- [28] Ziyu Liu, Tao Chu, Yuhang Zang, Xilin Wei, Xiaoyi Dong, Pan Zhang, Zijian Liang, Yuanjun Xiong, Yu Qiao, Dahua Lin, et al. Mmdu: A multi-turn multi-image dialog understanding benchmark and instruction-tuning dataset for lvlms. *arXiv preprint arXiv:2406.11833*, 2024.
- [29] Junbin Xiao, Xindi Shang, Angela Yao, and Tat-Seng Chua. Next-qa: Next phase of question-answering to explaining temporal actions. In *Proceedings of the IEEE/CVF conference on computer vision and pattern recognition*, pages 9777–9786, 2021.
- [30] Ruchit Rawal, Khalid Saifullah, Ronen Basri, David Jacobs, Gowthami Somepalli, and Tom Goldstein. Cinepile: A long video question answering dataset and benchmark. *arXiv preprint arXiv:2405.08813*, 2024.
- [31] Ji Lin, Hongxu Yin, Wei Ping, Pavlo Molchanov, Mohammad Shoeybi, and Song Han. Vila: On pre-training for visual language models. In *Proceedings of the IEEE/CVF Conference on Computer Vision and Pattern Recognition*, pages 26689–26699, 2024.
- [32] OpenAI. Gpt-4o. <https://openai.com/index/hello-gpt-4o/>, May 2024.
- [33] Machel Reid, Nikolay Savinov, Denis Teplyashin, Dmitry Lepikhin, Timothy Lillicrap, Jean-baptiste Alayrac, Radu Soricut, Angeliki Lazaridou, Orhan Firat, Julian Schrittwieser, et al. Gemini 1.5: Unlocking multimodal understanding across millions of tokens of context. *arXiv preprint arXiv:2403.05530*, 2024.
- [34] Anthropic. Claude 3. <https://www.anthropic.com/news/claude-3-family>, March 2024.
- [35] Kunchang Li, Yali Wang, Yanan He, Yizhuo Li, Yi Wang, Yi Liu, Zun Wang, Jilan Xu, Guo Chen, Ping Luo, et al. Mvbench: A comprehensive multi-modal video understanding benchmark. In *Proceedings of the IEEE/CVF Conference on Computer Vision and Pattern Recognition*, pages 22195–22206, 2024.
- [36] Yanwei Li, Chengyao Wang, and Jiaya Jia. Llama-vid: An image is worth 2 tokens in large language models. *arXiv preprint arXiv:2311.17043*, 2023.
- [37] Bin Lin, Bin Zhu, Yang Ye, Munan Ning, Peng Jin, and Li Yuan. Video-llava: Learning united visual representation by alignment before projection. *arXiv preprint arXiv:2311.10122*, 2023.
- [38] Lin Chen, Xilin Wei, Jinsong Li, Xiaoyi Dong, Pan Zhang, Yuhang Zang, Zehui Chen, Haodong Duan, Bin Lin, Zhenyu Tang, et al. Sharegpt4video: Improving video understanding and generation with better captions. *arXiv preprint arXiv:2406.04325*, 2024.
- [39] Zhe Chen, Weiyun Wang, Hao Tian, Shenglong Ye, Zhangwei Gao, Erfei Cui, Wenwen Tong, Kongzhi Hu, Jiapeng Luo, Zheng Ma, et al. How far are we to gpt-4v? closing the gap to commercial multimodal models with open-source suites. *arXiv preprint arXiv:2404.16821*, 2024.
- [40] Jiajun Fei, Dian Li, Zhidong Deng, Zekun Wang, Gang Liu, and Hui Wang. Video-ccam: Enhancing video-language understanding with causal cross-attention masks for short and long videos. *arXiv preprint arXiv:2408.14023*, 2024.
- [41] Haotian Liu, Chunyuan Li, Yuheng Li, Bo Li, Yuanhan Zhang, Sheng Shen, and Yong Jae Lee. Llava-next: Improved reasoning, ocr, and world knowledge, January 2024.
- [42] Ruyang Liu, Chen Li, Haoran Tang, Yixiao Ge, Ying Shan, and Ge Li. St-llm: Large language models are effective temporal learners. *arXiv preprint arXiv:2404.00308*, 2024.
- [43] Shoubin Yu, Jaemin Cho, Prateek Yadav, and Mohit Bansal. Self-chained image-language model for video localization and question answering. *Advances in Neural Information Processing Systems*, 36, 2024.
- [44] Qinghao Ye, Haiyang Xu, Guohai Xu, Jiabo Ye, Ming Yan, Yiyang Zhou, Junyang Wang, Anwen Hu, Pengcheng Shi, Yaya Shi, et al. mplug-owl: Modularization empowers large language models with multimodality. *arXiv preprint arXiv:2304.14178*, 2023.
- [45] Shuhuai Ren, Linli Yao, Shicheng Li, Xu Sun, and Lu Hou. Timechat: A time-sensitive multimodal large language model for long video understanding. In *Proceedings of the IEEE/CVF Conference on Computer Vision and Pattern Recognition*, pages 14313–14323, 2024.
- [46] Lin Xu, Yilin Zhao, Daquan Zhou, Zhijie Lin, See Kiong Ng, and Jiashi Feng. Pllava: Parameter-free llava extension from images to videos for video dense captioning. *arXiv preprint arXiv:2404.16994*, 2024.