

D³RoMa: Disparity Diffusion-based Depth Sensing for Material-Agnostic Robotic Manipulation

Songlin Wei^{1,4}, Haoran Geng^{2,3}, Jiayi Chen^{1,4}, Congyue Deng³, Wenbo Cui^{5,6},
Chengyang Zhao^{1,4}, Xiaomeng Fang⁶, Leonidas Guibas³, He Wang^{1,4,6}

¹CFCS, School of Computer Science, Peking University,

²University of California, Berkeley, ³Stanford University, ⁴Galbot,

⁵University of Chinese Academy of Sciences

⁶Beijing Academy of Artificial Intelligence

<https://PKU-EPIC.github.io/D3RoMa>



Figure 1: **Generalizability of D³RoMa in the real world.** Our method robustly predicts transparent (bottles) and specular (basin and cups) object depths in tabletop environments and beyond. RGB image, pseudo colored raw disparity map, our prediction, and point cloud are displayed for each case of a total of 6 frames captured by camera RealSense D415 and D435. * *RGB and depth images are not aligned for the D435 camera for better visualization.*

Abstract: Depth sensing is an important problem for 3D vision-based robotics. Yet, a real-world active stereo or ToF depth camera often produces noisy and incomplete depth which bottlenecks robot performances. In this work, we propose D³RoMa, a learning-based depth estimation framework on stereo image pairs that predicts clean and accurate depth in diverse indoor scenes, even in the most challenging scenarios with translucent or specular surfaces where classical depth sensing completely fails. Key to our method is that we unify depth estimation and restoration into an image-to-image translation problem by predicting the disparity map with a denoising diffusion probabilistic model. At inference time, we further incorporated a left-right consistency constraint as classifier guidance to the diffusion process. Our framework combines recently advanced learning-based approaches and geometric constraints from traditional stereo vision. For model training, we create a large scene-level synthetic dataset with diverse transparent and specular objects to compensate for existing tabletop datasets. The trained model can be directly applied to real-world in-the-wild scenes and achieve state-of-the-art performance in multiple public depth estimation benchmarks. Further experiments in real environments show that accurate depth prediction significantly improves robotic manipulation in various scenarios.

Keywords: Depth Estimation, Diffusion Model, Stereo Vision

1 Introduction

With the extensive use of stereo cameras, stereo depth estimation has been one of the most widely studied problems in robotics for determining the target object position or acquiring 3D information of the environment [1, 2, 3, 4]. However, the depth maps provided by existing stereo cameras suffer from severe noise, inaccuracy, and incompleteness issues, bottlenecking robot performances regardless of their well-developed recognition and manipulation algorithms.

Traditional stereo-to-depth algorithms such as SGM [5] have fundamental issues: (i) In principle, they cannot tackle non-Lambertian surfaces due to the intricate light paths; (ii) Occlusion and out-of-view areas prohibit the computation of pixel correspondences. Recent works have leveraged learning-based techniques for acquiring or restoring better depth maps [6, 7]. While they alleviate the above issues to a certain extent, predicting the depth for transparent and specular objects remains challenging as their image features from RGB pixel values are inherently ambiguous due to foreground-background color blending and thus can be misleading to correspondence estimation [8].

In this work, we propose D³RoMa. Instead of building our network with cost volumes as in most prior works, we transform the dense matching problem in depth estimation into an image-to-image translation problem by predicting the disparity map with a denoising diffusion probabilistic model. Such a paradigm does not rely on low-level feature matching but rather unleashes the power of generative models to directly translate the left and right frames into the target disparity image. More concretely, our method brings twofold benefits: (i) Unlike the regression models as in prior works, the diffusion model in our framework enables generative modeling of multi-modal depth distributions for transparent or translucent surfaces. (ii) The multi-step denoising process resembles the iterative solver, replacing prior iterative networks such as RAFT-Stereo [7] and HitNet [9].

Additionally, at inference time, we further incorporate the geometric constraints from traditional stereo vision by introducing a left-right consistency loss. The loss is integrated into the diffusion sampling process as a classifier guidance. The whole paradigm combines learning-based predictions and traditional geometric modeling through a simple summation of their gradients in the score function of the diffusion model.

To train the network, we craft a synthetic dataset HSSD-IsaacSim-STD (HISS) of around 10,000 stereo image pairs simulating real active stereo infrared patterns, including more than 350 transparent and specular objects in more than 160 indoor scenes [10]. Our dataset greatly extends the existing datasets that are limited to near-diffusive materials, table-top settings, or without realistic depth sensor simulation [11, 12, 13, 14, 15, 16]. Trained on our synthetic dataset, our model can be directly applied to real-world in-the-wild scenes (Figure 1) and achieve state-of-the-art performances not only on traditional stereo benchmarks but also on datasets targeting specular, transparent, and diffusive (STD) objects. To further validate our effectiveness in robotic manipulation, we conduct experiments on both simulated and real environments ranging from tabletop grasping to mobile grasping in indoor scenes. We observe that with the high-quality depth maps and 3D point clouds predicted by our method, the success rates of robotic manipulation can be significantly improved in diverse settings.

To summarize, our contributions are: (1) A diffusion model-based stereo depth estimation framework that can predict state-of-the-art depth and restore noisy depth maps for transparent and specular surfaces; (2) An integration of stereo geometry constraints into the learning paradigm via guided diffusion; (3) A new scene-level STD synthetic dataset that simulates real depth sensor IR patterns and photo-realistic renderings; (4) Significant improvements in robotic manipulation tasks with our higher-quality depth maps and 3D point clouds.

2 Related Work

Stereo Depth Estimation and Completion. Modern deep-learning stereo methods [7, 17] typically have the following structures. First, a feature encoder are used to extract the left and right

image features. The feature encoders are either pre-trained and frozen or trained end-to-end. Second, a cost volume is built by enumerating all the possible matching. Some works incorporate 3D CNN or attention networks to increase the receptive field of convolution layers which have proved to be beneficial [18, 19]. Finally, a detection head is added to regress the disparities. The most successful ingredient is the iterative mechanism which is proposed by the seminar work RAFT [6] [7]. On the other hand, Weinzaepfel et al. [20] uses cross-view completion pertaining and achieves impressive results. Despite all the progress that has been made, in the real world, transparent and specular objects are ubiquitous and the RGB features of the surfaces are inherently ambiguous to be used to search for correspondence because the foreground and background colors are blended.

Previous work [13] tried to restore the missing depths with the help of neighboring raw depth values and their RGB color clues [12] [21] but with limited generalizability. Another line of work directly fine-tunes a trained deep stereo network [14] on transparent surfaces allowing the feature encoders to learn to match the transparent surfaces. However, the aforementioned foreground and background ambiguities confuse the feature-matching-based pipeline when dealing with regular diffuse objects.

Diffusion Model for Depth Estimation. Recently, researchers have employed diffusion models to estimate optical flow [22] and predict depths with a single RGB image input [23] [24] [25] [26]. Such monocular methods can estimate the depth map up to an unknown absolute scale. Bhat et al. [27] proposed to train an extraneous network to predict the scale and achieve decent accuracy. However, the monocular methods either lack the absolute scale or have inferior accuracy for robotic manipulation tasks. Another line of work has pioneered adjusting the diffusion model to stereo settings. Nam et al. [28] proposed to learn matching based on cost volume in a diffusion manner, which could not handle matching ambiguities. Shao et al. [29] proposed to refine raw map for high quality human reconstruction. The authors designed a novel linear scheduler and condition on all the stereo-related information. Nonetheless, we found that using the default DDPM [30] scheduling works well and only needs to condition on stereo images and raw disparity if necessary. Additionally, we combined the stereo matching loss gradient with the learned gradient by the diffusion model. The stereo matching loss is obtained by checking the left-right image photometric consistency in an unsupervised manner [31] [32]. Such guided diffusion model [33] achieves the best results in our experiments.

3D Vision-Based Robotic Manipulation. 3D vision is becoming increasingly critical for robotic manipulation [34]. Most basically, depth perception enables robots to comprehend the size, shape, and position of objects within three-dimensional space, thereby facilitating more sophisticated and reliable interactions [35, 36]. Moreover, numerous works [37, 38, 39, 40] utilize RGB-D point clouds as input. However, the substantial domain gap between simulated and real RGB-D images can result in a significant sim-to-real gap [41]. Additionally, transparent and specular objects exacerbate this issue, leading to poor depth-sensing performance. Policies trained in simulators often struggle to transfer effectively to real-world scenarios, particularly in the context of mobile manipulation. Our proposed high-performance depth estimation network is a promising direction to improve existing 3D vision-based tasks.

3 Method

In this section, we introduce **D³RoMa**, a disparity diffusion-based depth sensing framework for material-agnostic robotic manipulation. Our framework focuses on improving the accuracy of disparity map in depth estimation, especially for transparent and specular objects which are ubiquitous yet challenging in robotic manipulation tasks. Given an observation of the scene, our framework takes the raw disparity map \tilde{D} and the left-right stereo image pair I_l, I_r from the depth sensor as input, and outputs a restored disparity map x_0 , which will be converted into the restored depth map.

3.1 Preliminaries

Stereo Vision and Depth Estimation. Once the disparity map x for the observed points between a pair of stereo cameras is known, the depth map d for the points can then be calculated using the camera intrinsic parameters through $d = (f \cdot b)/x$, where f and b are the camera focal length and the stereo baseline, respectively. The estimation of the disparity map x is traditionally modeled as a dense matching problem, which can be solved within the image domain. Thus, stereo depth estimation can be studied independently from different camera devices.

Denoising Diffusion Probabilistic Model. Diffusion models [30] [42] are special latent variable models that reverse the diffusion (forward) process which gradually diffuses the original data x_0 through a Markov process:

$$q(x_{1:T}|x_0) = \prod_{t=1}^T q(x_t|x_{t-1}), \quad q(x_t|x_{t-1}) = \mathcal{N}(x_t; \sqrt{1 - \beta_t}x_{t-1}, \beta_t I) \quad (1)$$

where the variance β_t is set according to a predefined schedule. One nice property of such a Markov chain is that it has an analytic form at any time step $x_t = \sqrt{\bar{\alpha}_t}x_0 + \sqrt{1 - \bar{\alpha}_t}\epsilon$ where $\bar{\alpha}_t = \prod_{s=1}^t \alpha_s$, $\alpha_s = 1 - \beta_s$ and $\epsilon \sim \mathcal{N}(0, I)$. The denoising (reverse) process is also a Markov chain with learned Gaussian transition kernels:

$$p(x_{0:T}) = p(x_T) \prod_{t=1}^T p_\theta(x_{t-1}|x_t), \quad (2)$$

$$p_\theta(x_{t-1}|x_t) = \mathcal{N}(x_{t-1}; \frac{1}{\sqrt{1 - \beta_t}}(x_t - \frac{\beta_t}{\sqrt{1 - \bar{\alpha}_t}}s_\theta(x_t, t; \theta)), \beta_t I) \quad (3)$$

where the variance is simplified as $\beta_t I$ and the mean is re-parameterized to have the time-conditioned denoising network $s_\theta(x_t, t; \theta)$ approximating the added noise ϵ . Ho et al. [30] proposed to train the denoising network by minimizing the simplified loss

$$\mathcal{L}_{simple}(\theta) = \mathbb{E}_{t, x_0, \epsilon} [\|\epsilon - s_\theta(x_t, t; \theta)\|^2]. \quad (4)$$

When the network is trained converged, the gradient of the noise distribution also called the score function [43] is

$$\nabla_{x_t} \log p(x_t) \approx -\frac{1}{\sqrt{1 - \bar{\alpha}_t}}s_{\theta^*}(x_t, t; \theta). \quad (5)$$

During inference, data samples can be generated through ancestral sampling which resembles the stochastic gradient Langevin dynamics (SGLD) [44]

$$x_{t-1} = \frac{1}{\sqrt{1 - \beta_t}}(x_t + \beta_t \nabla_{x_t} \log p(x_t)) + \beta_t \epsilon_t, \epsilon_t \sim \mathcal{N}(0, I). \quad (6)$$

3.2 Disparity Diffusion for Depth Estimation

In this work, we formulate the stereo depth estimation problem as an image-to-image translation problem in the diffusion model. One important design choice is what to condition on. The model is usually formulated to condition on the stereo image pairs I_l, I_r for stereo depth estimation. Our experiments found that conditioning additionally on raw disparity \tilde{D} makes the network converge faster during training and generalizes more robustly in out-of-distribution scenarios. The raw disparity can be easily obtained either from a traditional stereo matching algorithm SGM [5] or from the real camera sensor outputs. For real active stereo depth sensors like RealSense, the left and right images are captured by infrared (IR) cameras with special shadow patterns projected by an IR projector. As a result, conditioning on the left and right images and the raw disparity map \tilde{D} , we train a conditional diffusion model to learn the distribution of the disparity map

$$p_\theta(x_0|y) = \int p_\theta(x_{0:T}|y) dx_{1:T}, \quad p(x_{0:T}|y) = p(x_T) \prod_{t=1}^T p_\theta(x_{t-1}|x_t, y) \quad (7)$$

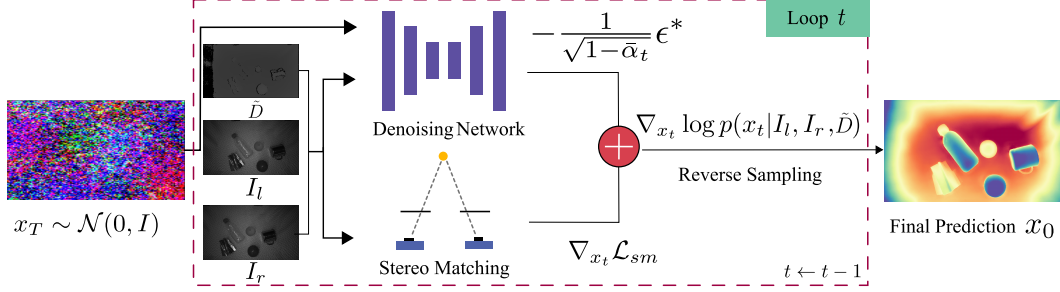


Figure 2: **Disparity diffusion with stereo-geometry guidance.** Our disparity diffusion-based depth sensing framework takes the raw disparity map \tilde{D} and the left-right stereo image pair I_l, I_r as input. With the geometry prior from the stereo matching between I_l and I_r as guidance for the reverse sampling, our diffusion model can gradually perform the denoising process conditioned on \tilde{D} to predict the restored disparity map x_0 .

where $y = \{I_l, I_r, \tilde{D}\}$. Empirically, this conditional denoising network has been shown to be successful [45] [46]. Batzolis et al. [47] further provided proof (see Theorem 1) that the conditional score $\nabla_{x_t} p(x_t|y)$ can be learned through the same training objectives in Equation 4 even though the condition y does not appear in the training objectives. After the network is trained, the estimated disparity can then be sampled through

$$x_{t-1}|y = \frac{1}{\sqrt{1-\beta_t}}(x_t + \beta_t \nabla_{x_t} \log p(x_t|y)) + \beta_t \epsilon_t, \epsilon_t \sim \mathcal{N}(0, I). \quad (8)$$

3.3 Reverse Sampling Guided by Stereo Geometry

Inspired by the classier guidance to image generation tasks [48] [49], we propose to guide the disparity diffusion process with the model-based geometry gradient. The guided reverse process is illustrated in Figure 2. Specifically, the conditional score function is perturbed with gradient computed from stereo-matching

$$\nabla_{x_t} \log p(x_t|y) = -\frac{1}{\sqrt{1-\alpha_t}} s_{\theta^*}(x_t, t, y; \theta) + s \nabla_{x_t} \mathcal{L}_{sm}(I_l, I_r, x_t) \quad (9)$$

where \mathcal{L}_{sm} is the similarity loss function which compares the left image with the warped left image. The warped left image is obtained by warping the right image with the estimated disparity. $s \in \mathbb{R}^+$ controls the geometric guidance strength and it balances the learned gradient from diffusion model and geometric gradient from stereo models. A detailed derivation of Equation 9 is provided in Appendix B. To mitigate the gradient locality in stereo matching, we downsample the stereo images into multiple different lower resolutions when computing the gradient of stereo matching. More specifically, we have

$$\mathcal{L}_{sm}(I_l, I_r, x_t) = \sum_k \mathcal{L}_{ssim}(I_l, I_r, x_t) + \gamma \mathcal{L}_{smooth}(I_l, x_t) \quad (10)$$

where k is the index of the layer for different resolutions and $\gamma \in \mathbb{R}^+$ is a weighting constant balances the two photometric and smoothness losses. The \mathcal{L}_{ssim} is the structural similarity index (SSIM) [50] which computes the photometric loss between the left image I_l and warped image \tilde{I}_{left} :

$$\mathcal{L}_{ssim}(I_l, I_r, x_t) = \text{SSIM}(I_l, \tilde{I}_l), \quad (11)$$

$$\tilde{I}_l(u, v) = I_r \langle u + x_t, v \rangle \quad (12)$$

where u, v are the pixel coordinates in the image plane and $\langle \cdot \rangle$ is linear sampling operation. \mathcal{L}_{smooth} is an edge-aware smoothness loss [31] [32] defined as

$$\mathcal{L}_{smooth}(I_l, x_t) = |\partial_u x_t| e^{-|\partial_u I_l|} \quad (13)$$

which regularizes the disparity by penalizing large discontinuity in non-edge areas. Here ∂_u means partial derivative in u (horizontal) direction in the image plane. Then we predict the disparity map x_0 with the perturbed gradient from Equation 9 following the sampling process introduced in Equation 6. Finally, We can convert the disparity to depth once we know the camera parameters.

3.4 HISS Synthetic Dataset

We create our synthetic dataset **HISS** based on Habitat Synthetic Scenes Dataset (HSSD) [10]. We leverage the 168 high-quality indoor scenes from HSSD to increase scene diversity. For objects, we include a total of over 350 object models from DREDS [13] and GraspNet [34]. The scene and randomly selected object CAD models are rendered in Isaac Sim [51]. During rendering, object materials and scene lighting are specifically randomized in simulation to mimic the transparent or specular physical properties of objects (cups, glasses, bottles, *etc.*) in the real world. To obtain the correct depth values for transparent surfaces, we adopt a two-pass methodology. We first render RGB images and depth maps of the scenes with object materials set to diffuse. The lightings are all turned to enable photorealistic rendering. In the second pass, we turn the normal lighting off and project a similar shadow pattern on the scenes to mimic the RealSense D415 infrared stereo images. Using the intrinsics of the RealSense D415 depth camera, we render over 10,000 photo-realistic stereo images with simulated shadow patterns. Experiments demonstrate that our dataset is the key enabler of our method’s excellent generalizability in the real world.

4 Experiments

4.1 Depth Estimation in Robotic Scenarios

DREDS. We evaluate our method on DREDS [13], a tabletop-level depth dataset with both synthetic and annotated real data for specular and transparent objects. We compare our method with several state-of-the-art baselines: 1) NLSPN, 2) LIDF, 3) SwinDR, and 4) ASGrasp, which are four methods that have been shown effective on depth estimation for transparent or specular objects. We also compare another 3 stereo depth SoTA methods: RAFT-Stereo, IGEV-Stereo, and CroCo-Stereo. We use mean absolute error (MAE), relative depth error (REL), root mean square error (RMSE), along with 3 other metrics related to depth accuracy as metrics for evaluation. We include detailed descriptions for the baselines and the metrics in the Appendix C.

As shown in Table 1, on the DREDS-CatKnown data split (synthetic data), all variants of our method surpass all baselines on all metrics. Further, the results of our ablations show that the performance of our method can be steadily improved with more information provided, especially the integration of the raw disparity.

Since DREDS does not provide IR images for the STD-CatKnown and STD-CatNovel data split (real data), we train the variant of our framework which only conditions on RGB image and raw disparity to compare with SwinDR. As shown in Table 2, our method can still outperform the baseline on almost all metrics. Specifically, our method can reach almost 100% improvement on MAE compared to the baseline. The worse performance of our method on RMSE may be related to the noise in DREDS ground truth depths since RMSE is very sensitive to the noise error.

We further perform ablation studies for the geometry-based guidance on the STD-CatKnown and STD-CatNovel data split to validate its effectiveness for diffusion-based depth estimation in real-world scenarios. As Table 2 shows, our geometry-based guidance can significantly boost performance, especially for out-of-distribution scenarios. More ablation studies regarding network hyperparameters and architectures are provided in Appendix F.

SynTODD. SynTODD [15] is another synthetic dataset for transparent objects by using Blender. It contains 87512 train images and 5263 test images. The authors proposed a novel multi-view method (MVTrans) to estimate object depths, poses, and segmentations. Because the dataset provides neither simulated raw disparity nor correct camera intrinsic for stereo images, We compare

Table 1: **Comparisons of Depth Estimation Results on DREDS Dataset (DREDS-CatKnown split, synthetic).** We also studied different combinations of conditioned images for the denoising network. Best shown in **bold** and second best shown in underlined.

Methods	RMSE ↓	REL ↓	MAE ↓	$\delta_{1.05}$ ↑	$\delta_{1.10}$ ↑	$\delta_{1.25}$ ↑
NLSPN (Park et al. [21])	0.010	0.009	0.006	97.48	99.51	99.97
LIDF (Zhu et al. [12])	0.016	0.018	0.011	93.60	98.71	99.92
SwinDR (Dai et al. [13])	0.010	0.008	0.005	98.04	99.62	99.98
ASGrasp (Shi et al. [14])	0.007	0.006	0.004	-	-	-
RAFT-Stereo (Lipson et al. [7])	0.007	0.006	0.005	98.13	99.83	99.97
IGEV-Stereo (Xu et al. [18])	0.006	0.007	0.002	98.19	99.66	99.97
CroCo-Stereo (Weinzaepfel et al. [52])	0.008	0.010	0.002	94.49	98.32	99.87
D ³ RoMa(Cond. on RGB+Raw)	<u>0.0045</u>	<u>0.0016</u>	<u>0.0011</u>	<u>99.64</u>	<u>99.88</u>	99.99
D ³ RoMa(Cond. on RGB+Left+Right)	0.0070	0.0048	0.0032	99.11	99.79	99.98
D ³ RoMa(Cond. on RGB+Left+Right+Raw)	0.0040	0.0014	0.0010	99.71	99.90	99.99

Table 2: **Evaluations of Geometry Guidance on DREDS Dataset (STD-CatKnown and STD-CatNovel split, real).** Ground truth depth is cropped in range [0.2, 2].

Methods	Guidance	RMSE ↓	REL ↓	MAE ↓	$\delta_{1.05}$ ↑	$\delta_{1.10}$ ↑	$\delta_{1.25}$ ↑
STD-CatKnown							
SwinDR (Dai et al. [13])		0.015	0.013	0.008	96.66	99.03	99.92
D ³ RoMa(Cond. on RGB+Raw)	×	<u>0.0109</u>	<u>0.0051</u>	<u>0.0036</u>	<u>98.41</u>	<u>99.46</u>	99.94
D ³ RoMa(Cond. on RGB+Raw)	✓	0.0101	0.0042	0.0030	99.03	99.57	<u>99.93</u>
STD-CatNovel							
SwinDR (Dai et al. [13])		0.025	0.033	0.017	81.55	93.10	99.84
D ³ RoMa(Cond. on RGB+Raw)	×	<u>0.0390</u>	<u>0.0177</u>	<u>0.0104</u>	<u>91.19</u>	<u>96.17</u>	99.51
D ³ RoMa(Cond. on RGB+Raw)	✓	0.0397	0.0158	0.0092	92.78	97.13	<u>99.61</u>

with MVTrans[15] using our monocular variant, ie., we modify the network to condition only on RGB images. We do scale alignment after the prediction of the scale-invariant depth following MiDas [53]. As shown in Table 3, Our method achieves better performance than all the variants of MVTrans including 2-views, 3-views, and 5-views.

Table 3: **Depth estimation on Syn-TODD.** Our method has better performance compared to the SimNet and all variants of MvTrans.

Methods	RMSE ↓	REL ↓	MAE ↓
SimNet(Laskey et al. [54])	1.229	0.975	1.020
MVTrans (2 images)	0.134	0.135	0.089
MVTrans (3 images)	0.125	0.125	0.083
MVTrans (5 images)	<u>0.124</u>	<u>0.117</u>	<u>0.080</u>
D ³ RoMa(Cond. on RGB)	0.065	0.079	0.040

ClearPose ClearPose [16] is a large-scale real-world RGB-D benchmark for transparent and translucent objects. The dataset contains 350,000 real images captured by the RealSense L515 depth camera. The authors collected a set of very challenging scenes including different backgrounds, heavy occlusions, objects in translucent and opaque covers, on non-planar surfaces, and even filled with liquid. We evaluate our method on ClearPose in all settings. Our method D³RoMa outperforms two previous SoTA ImplicitDepth [55] and TransCG [56] by a large margin as shown in Table 4 and Figure 3. ClearPose is captured with RealSense L515 camera, the depth noise is large when point distance is larger than 5 meters. We mask out the noise depth values out of the range [0.2,5] meters for all the experiments.

HISS. We further evaluate the effectiveness of our dataset for transparent and specular object depth estimation. We compare our method with the previous state-of-the-art methods. As shown in Figure 13, compared with RAFT-Stereo [7], which is trained on large-scale datasets for stereo-

Table 4: **Results on Depth completion benchmark ClearPose.** Our method D³RoMa consistently outperforms both ImplicitDepth and TransCG on 6 different test scenarios.

Testset	Metric	RMSE↓	REL↓	MAE↓	$\delta_{1.05}$ ↑	$\delta_{1.10}$ ↑	$\delta_{1.25}$ ↑
New Background	ImplicitDepth	0.07	0.05	0.04	67.00	87.03	97.50
	TransCG	0.03	<u>0.03</u>	<u>0.02</u>	<u>86.50</u>	<u>97.02</u>	<u>99.74</u>
	D ³ RoMa(Cond. On RGB+Raw)	<u>0.05</u>	0.01	0.01	96.71	98.84	99.74
Heavy Occlusion	ImplicitDepth	0.11	0.09	<u>0.08</u>	41.43	66.52	91.96
	TransCG	0.06	<u>0.04</u>	0.04	<u>72.03</u>	<u>90.61</u>	<u>98.73</u>
	D ³ RoMa(Cond. On RGB+Raw)	0.10	0.03	0.04	83.97	93.69	98.79
Translucent Cover	ImplicitDepth	<u>0.16</u>	0.16	0.13	22.85	41.17	73.11
	TransCG	<u>0.16</u>	<u>0.15</u>	<u>0.14</u>	<u>23.44</u>	<u>39.75</u>	<u>67.56</u>
	D ³ RoMa(Cond. On RGB+Raw)	0.13	0.06	0.07	63.07	82.78	95.80
Opaque Distractor	ImplicitDepth	0.14	0.13	0.10	34.41	55.59	83.23
	TransCG	<u>0.08</u>	<u>0.06</u>	<u>0.06</u>	<u>52.43</u>	<u>75.52</u>	<u>97.53</u>
	D ³ RoMa(Cond. On RGB+Raw)	0.11	0.03	0.05	82.46	91.46	97.97
Filled Liquid	ImplicitDepth	0.14	0.13	0.11	32.84	53.44	84.84
	TransCG	0.04	<u>0.04</u>	<u>0.03</u>	<u>77.65</u>	<u>93.81</u>	99.50
	D ³ RoMa(Cond. On RGB+Raw)	<u>0.09</u>	0.03	0.04	87.58	94.85	<u>99.15</u>
Non Planar	ImplicitDepth	0.18	0.16	0.15	20.34	38.57	74.02
	TransCG	<u>0.09</u>	<u>0.07</u>	<u>0.07</u>	<u>55.31</u>	<u>76.47</u>	<u>94.88</u>
	D ³ RoMa(Cond. On RGB+Raw)	0.08	0.03	0.04	84.67	92.85	98.21

matching, our method can predict better depth, especially on transparent bottles. To ensure fair comparisons, we further fine-tune RAFT-Stereo on HISS for 400,000 epochs. Compared to the original model, the fine-tuned RAFT-Stereo can recover the missing depth of transparent objects better but the object shapes are still inaccurate. We also compare our method with ASGrasp [14] which is specially designed to detect and grasp transparent objects based on depth estimation. It has a similar performance to the fine-tuned RAFT-Stereo but has blurred object boundaries. Our methods can provide the best depth for all STD objects, with significantly clearer object boundaries and accurate shapes. More quantitative and qualitative results for the effectiveness of our dataset are provided in Appendix H.

4.2 Comparisons with SOTA Stereo Matching Methods in General Scenarios

We further demonstrate the effectiveness of our method for stereo matching in general scenarios. We compare our method with state-of-the-art stereo-matching baselines on SceneFlow [57], a synthetic dataset containing more than 39,000 stereo frames in 960×540 pixel resolution. The dataset contains three challenging scenes, FlyingThings3D, Driving, and Monkaa, which makes it a high-quality dataset for pre-training [7, 18, 20]. We train our model from scratch using 35,454 stereo pairs for training and leave the rest as testing split. We also resize the images in the dataset into 480×270 to be consistent with our robotic perception settings. Following the previous work [18], the ground truth disparity is normalized using the maximum disparity value 192, which is also used to crop the test data. More implementation details are provided in Appendix E. As shown in Table 5, we achieve the best results compared to existing state-of-the-art methods.

Table 5: **Comparisons with SOTA Stereo Matching Methods on SceneFlow Dataset.** *Ours is not built on Cost Volumes.

Methods	GA-Net [58]	LEAStereo [59]	EdgeStereo [60]
EPE	0.84	0.78	0.74
ACVNet[61]	IGEVStereo[18]	HitNet [9]	D ³ RoMa*
0.48	<u>0.47</u>	0.36	0.36

4.3 Robotic Manipulation

In the grasping experiments, we first acquire the depth map by $D = (f \cdot b)/X$. Then back project the depth into point cloud $\mathcal{P} = DK^{-1}P$, where $K \in \mathbb{R}^{3 \times 3}$ is the camera intrinsics and P are the homogeneous points in the image plane corresponding to each pixel. With the restored point cloud,

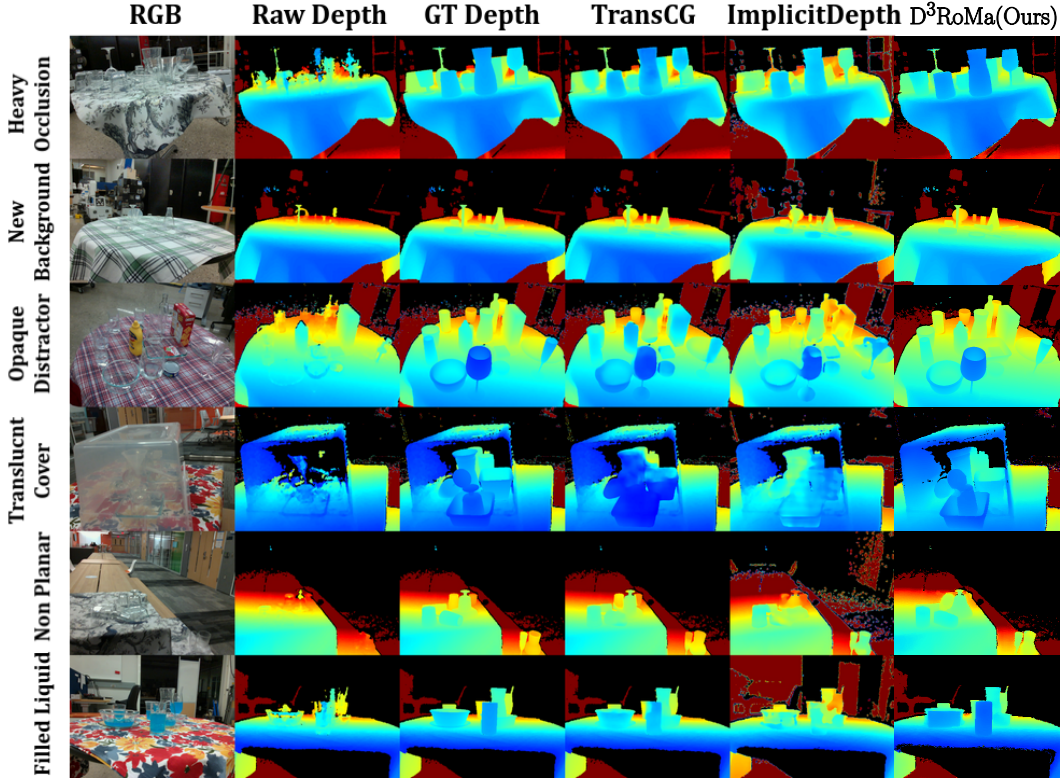


Figure 3: **Qualitative depth completion results on ClearPose.** From left to right, there are RGB image, raw depth, ground truth depth rendered using object CAD models, completed depth by TransCG, ImplicitDepth, and our method D³RoMa.

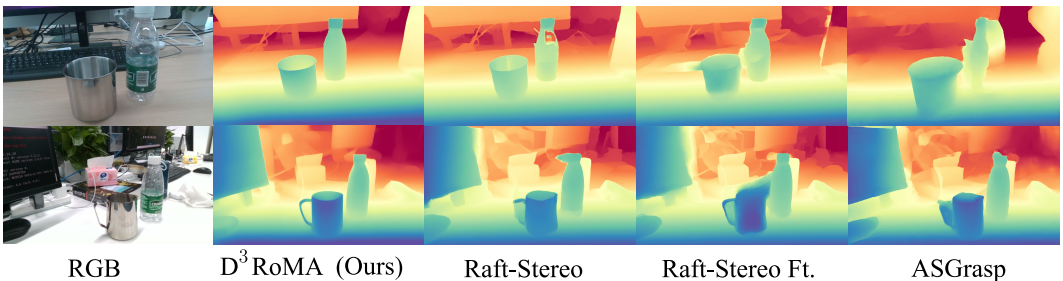


Figure 4: **Qualitative Comparisons with SOTA methods in the Real World.** Each row (from left to right) shows the RGB image and disparity results of our method, pre-trained Raft Stereo, Raft Stereo fine-tuned on our dataset, and ASGrasp.

we leverage GSNet [62] to predict 6 DoF grasping poses. To increase the grasping success rate for all baselines, we filter the grasping pose which has the angle between the grasping pose and the z (up) direction less than 30 degrees. We always select the grasping pose with the highest core and transform it into the robot base frame.

Environment Setup. We set up a tabletop grasping, articulated object manipulation and a mobile grasping environment in the real world, as shown in Figure 5. In the tabletop grasping experiments, we use a Franka 7-DoF robotic arm. We place STD objects on surfaces with bumps and pits, which are challenging setups for both depth sensing and robot grasping. The objects have non-diffusive surface materials such as glass, porcelain, glass, etc.



Figure 5: **Robotic Manipulation.** We examine our approach on challenging robot manipulation tasks and our performance significantly outperforms all baselines.

In the mobile grasping experiments, we use a customized wheeled robot with 7 DoF arms as shown in Appendix E.3. The robot is arbitrarily placed near the target objects omitting the navigation phase which is beyond our scope. We place the objects in clusters at different tables and furniture with both flat and non-flat surfaces and different backgrounds, bringing challenges to depth sensing with the complex scene environments. More details about the articulated object manipulation experiments can be found in Appendix J.

Results and Analysis. We compare our method with two other baselines. All baselines use the same motion planner CuRobo [63] but different depth sensing. We also compare with ASGrasp [14] which was mainly designed for table-top grasping of STD objects. We report the results for different objects (STD) respectively and a overall success rate in Table 7. The quantitative results for three different scenes of mobile manipulation are provided in Table 6. While ASGrasp and D³RoMa both improved over the raw sensor outputs, our method outperforms ASGrasp with a large margin.

Table 6: Mobile grasping success rate of different baselines with the same motion planner in real environments. Each cell shows SR on specular, transparent, and diffusive objects separated with /.

Baselines	Tea Table	Kitchen Table	Sofa
Raw	0.40/0.22/0.67	0.67/0.63/1.00	0.50/0.75/0.67
ASGrasp	0.60/0.89/0.83	0.67/0.75/0.83	0.67/0.875/0.83
D ³ RoMa	0.80/1.00/1.00	0.67/0.88/1.00	0.83 / 0.875 / 0.83

Table 7: Comparisons of tabletop grasping Success Rate (SR) with different depth sources. S. = specular, T. = transparent, D. = diffusive.

Baselines	S.	T.	D.	Overall
Raw	0.33	0.25	0.70	0.45
ASGrasp	0.63	0.43	0.50	0.50
D ³ RoMa	0.83	0.63	0.78	0.77

5 Conclusion

In this work, we proposed a novel geometry gradient guidance to diffusion model in disparity space to predict depth for stereo images. Conditioning on stereo image pair and a raw disparity map, our network achieves SOTA performance on existing benchmarks. Both disparity evaluation on pure synthetic datasets and depth evaluation on depth datasets demonstrate the efficiency of our method. Our key observations include data diversity can make a big impact on generalization in the wild and guidance helps in more challenging real-world scenes. Current 3D vision-based robotics manipulation pipelines including grasping and part manipulation can be significantly improved simply by improved depth perception. Especially, we found that depth estimation for challenging transparent objects could be better dealt with generative models than traditional stereo methods.

Limitations and Future Work One limitation inherited from the diffusion model is the iterative inference with many denoising steps. This issue can be mitigated by incorporating diffusion sampling acceleration techniques studied in a variety of existing works. Another limitation is that the EPE is linear to the resolution of the input image. Future research could use coarse-to-fine or simple sliced techniques to split high resolution images into smaller patches to resolve this issue.

Supplementary Materials

A Overview

In this supplementary material, we will give the derivation for geometry guided diffusion model for stereo vision in Appendix B, introduce different metrics in Appendix C, study some interesting properties of our method in Appendix D, provide more implementation details in Appendix E, analyze different guidance modes in Appendix F, study alternative guidance in Appendix G, show more results of our methods in Appendix H, provide more data samples in our dataset **HISS** in Appendix I, and perform more experiments of mobile part manipulation in Appendix J.

B Geometry Guidance for Stereo Vision

To complement the main body of the paper, we provide the detailed derivation of the geometry guided diffusion model which appears in Equation 9 in the main text.

B.1 Stereo Vision

We define $y = \{I_l, I_r\}$ represents the conditioning stereo image pair and x_t is the noisy depth at time step t . By Bayes' theorem, we have

$$p(x_t|y) = \frac{p(x_t)p(y|x_t)}{p(y)} \quad (14)$$

$$\log p(x_t|y) = \log p(x_t) + \log p(y|x_t) - \log p(y) \quad (15)$$

Task derivative with respect to x_t on both sides of Equation 15:

$$\nabla_{x_t} \log p(x_t|y) = \nabla_{x_t} \log p(x_t) + \nabla_{x_t} \log p(y|x_t) \quad (16)$$

Now, partition the second term $\log p(y|x_t)$ as

$$\begin{aligned} \log p(y|x_t) &= \log p(I_l, I_r|x_t) \\ &= \log p(I_l|x_t) + \log p(I_r|I_l, x_t) \\ &= \log p(x_t|I_l) + \log p(I_l) - \log p(x_t) + \log p(I_r|I_l, x_t) \end{aligned} \quad (17)$$

where we apply Bayes' theorem again in the third equation. Substitute Equation 17 back to Equation 16, we have

$$\nabla_{x_t} \log p(x_t|y) = \nabla_{x_t} \log p(x_t|I_l) + \nabla_{x_t} \log p(I_r|I_l, x_t) \quad (18)$$

The first term is learned by the denoising network and the second term is the geometric guidance which can be calculated by stereo matching. In the experiments, we leverage more available data such as I_r and \tilde{D} in addition to I_l into the network during training:

$$\nabla_{x_t} \log p(x_t|y) = -\frac{1}{\sqrt{1-\alpha_t}} s \theta^*(x_t, t, y; \theta) + s \nabla_{x_t} \mathcal{L}_{\text{sm}}(I_l, I_r, x_t) \quad (19)$$

Here we empirically scale the geometry gradient with $s \in \mathbb{R}^+$ and set it to 1 in the experiments.

B.2 Extend to Active Stereo Vision

In addition to the left and right IR images, active stereo cameras provide another color image I_c captured from a third color camera. While the above derivation directly applies to active stereo cameras if we ignore the color image, we found that further feeding the color image into the network slightly improves the performance in DREDS [13]. However, most stereo datasets are *passive* and do not have additional color images. Therefore, during mixed dataset training, this additional color image is dropped. Here, we provide an active stereo version of derivation analogous to Equation 17:

$$\begin{aligned} \log p(y|x_t) &= \log p(I_c, I_l, I_r|x_t) \\ &= \log p(I_c|x_t) + \log p(I_l|I_c, x_t) + \log p(I_r|I_l, I_c, x_t) \\ &= \log p(I_c|x_t) + \log p(I_r|I_l, x_t) \\ &= \log p(x_t|I_c) + \log p(I_c) - \log p(x_t) + \log p(I_r|I_l, x_t) \end{aligned} \quad (20)$$

where the third equation assumes $p(I_l|I_c, x_t) = 1$. The I_c and I_l are already aligned and the only difference is the shadow pattern projected from the camera IR projector. The shadow pattern is irrelevant to the depth. Therefore, I_c is approximately the sufficient statistic of I_l . For the same argument, we have $\log p(I_r|I_l, x_t) = \log p(I_r|I_l, I_c, x_t)$. Likewise, the guidance for the active stereo camera can then be obtained by substituting Equation 20 into Equation 16:

$$\nabla_{x_t} \log p(x_t|y) = \nabla_{x_t} \log p(x_t|I_c) + \nabla_{x_t} \log p(I_r|I_l, x_t) \quad (21)$$

In active stereo vision scenarios, we further train the network by conditioning it also on other available images. We set $y = \{I_l, I_r, I_c, \tilde{D}\}$.

C Baselines and Metrics

Baselines. NLSFN [21] is a depth completion work that uses an end-to-end non-local spatial propagation network to predict dense depth given sparse inputs. LIDF [12] proposes to learn an implicit density field that can recover missing depth given noisy RGB-D input. SwinDR [13] proposes a depth restoration framework based on SWIN transformer and is trained on a proposed table-top dataset with STD objects (DREDS). ASGrasp [14] proposes a stereo-depth estimation method based on Raft-Stereo to predict two-layer depths for tabletop grasping. Raft-Stereo [7] is the seminal deep stereo network. To this day, it is still the most adopted architecture in stereo vision.

Disparity Metric. End-Point Error (EPE) = $\frac{1}{H \times W} \sum |X - \hat{X}|$ is the mean absolute difference for all pixels between the ground truth and estimated disparity map.

Depth Metrics. We use the following depth metrics: 1) RMSE = $\sqrt{\frac{1}{H \times W} |D - \hat{D}|^2}$ is the root mean square error between ground truth and predicted depths, 2) MAE = $\frac{1}{H \times W} |D - \hat{D}|$ is the mean absolute depth error, 3) REL = $\frac{1}{H \times W} |D - \hat{D}|/D$ is the mean absolute relative difference, and 4) accuracy metric δ_i is the percentage of pixels satisfying $\max(\frac{d}{\hat{d}}, \frac{\hat{d}}{d}) < \delta_i$ where $\delta_i \in \{1.05, 1.10, 1.25\}$.

D Interesting Properties of Generative Stereo Vision

D.1 Uncertainty Estimation

Because our method is diffusion model based, we inherited the stochasticity in the reverse sampling process. To visualize the stochasticity, we run the same input 10 times. The uncertainty is obtained as the variance of the output disparity map. We conduct the experiments on DREDS and show the results in Figure 6. We observed that high uncertainty area corresponds to object edges where depth dramatically changes between foreground and background. Flat surfaces have lower uncertainty as the geometry is simpler. Such uncertainty could be used to filter outliers.

D.2 Generalization Comparisons with Monocular Methods

While our method works only in stereo cases, there are seminar works predicting depth given single RGB images. The attractive part of monocular depth estimation (MDE) is that more data is available for training. Therefore, these methods can be generalized well in the wild. While some monocular methods like ZeoDepth [27] propose to recover metric depth after a special training procedure, most monocular methods predict relative depth. The relative depth can be recovered with an absolute scale which can be obtained via other sensors like lidar or prior knowledge. However, our experiments (Figure 7) found that most monocular methods produce inferior quality depth even without considering the absolute scale.




Figure 6: We visualize sample variance as uncertainty in the last column.




Figure 7: Generalization comparisons with State-of-the-art *monocular* depth estimation methods. All the results except ours are taken from their official web demo. Different methods used different color maps.

E Implementation Details

E.1 CUDA accelerated Semi-Global Matching

We used libSGM[64], a CUDA-accelerated, widely adopted implementation of the Semi-Global Matching (SGM)[5] algorithm. To seamlessly integrate libSGM into our pipeline, we utilized pybind11 to encapsulate the original codebase within our Python-based framework. This integration allows the adapted version of libSGM to achieve a performance of approximately 55 frames per second (FPS) at an input resolution of 960×540 , with around 380MB of memory allocated on an NVIDIA RTX 4090 GPU.

E.2 Network HyperParameters and Training

We implement our network using Hugging Face Diffusers [65] and pre-compute raw disparity maps using libSGM [64]. The network is trained 600 epochs with the batch size 6×8 and a constant learning rate 0.0001. All the images are randomly cropped to 320×240 and no other data augmentation is used during training. We use cosine scheduler [66] with 128 denoising time steps for β_t starting at 0.0001 and ending at 0.02. We use UNet as our denoising network. In the DREDS experiments, we have 6 downsampling ResNet blocks each layer has 128, 128, 256, 256, 512, and 512 channels.

The second-to-last channel is a downsampling block with spatial attention. We use MSE as our loss function. For the SceneFlow experiment, we scale down the original image resolutions from 960×640 into 480×270 . We use a multi-resolution pyramid noise strategy as in [26]. We further use pretrained StableDiffusion v2 [67] in the grasping experiments and adapt the input Conv block accordingly to the conditioning inputs [26]. We also train the mixed datasets including DREDS, HISS, and SceneFlow at the batch level.

E.3 Grasping Implementation and Hardware Setup

In the grasping experiments, we mount the RealSense D415 on the wrist of the arm. After the camera captures a frame, we first acquire the depth map by $D = (f \cdot b) / X$. Then back project the depth into point cloud $\mathcal{P} = DK^{-1}P$, where $K \in \mathbb{R}^{3 \times 3}$ is the camera intrinsics and P are the homogeneous points in the image plane corresponding to each pixel. With the restored point cloud, we leverage GSNet [62] to predict 6 DoF grasping poses. To increase the grasping success rate for all baselines, we filter the grasping pose which has the angle between the grasping pose and the z (up) direction less than 30 degrees. We always select the grasping pose with the highest core and transform it into the robot base frame. Then we grasp the object with a motion planner like CuRobo [63]. *We did not perform workspace point cloud cropping operation as in the baseline ASGrasp [14] hence leading to an overall success rate drop in the main text compared with the numbers reported in ASGrasp.*

We use a wheeled mobile base mounted with two 7 DoF customized arms in the real mobile grasping experiments. Each arm attaches a parallel gripper. We only use the left arm in the experiments. Figure 8 displays the robot and the workplace.

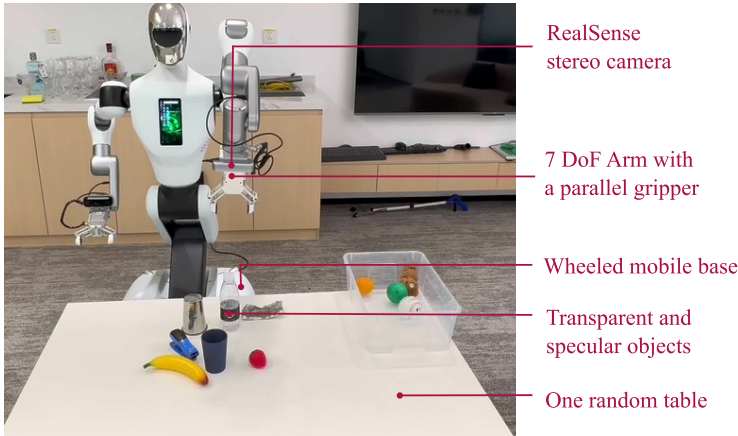


Figure 8: The robot used in the real mobile grasping experiments.

F Ablations on Network HyperParameters, Architectures and Samplers

F.1 Ablations on Network HyperParameters and Architectures

We provide ablation studies on the DREDS dataset in Table 8. The baseline is conditioned on the left, and right image and raw disparity. Its hyperparameters and network architecture are described in Appendix E.2. We also trained variants with different network architectures, loss functions, and noise strategies. We reduce the channels from 512 to 256 of the last two layers denoted as *reduced channels*. We also changed the loss function from MSE to L1 and used the default standard Gaussian noise.

F.2 Ablations on Different Samplers and Inference Time

The main factors of run time are the input image resolution and the number of denoising steps. To better understand the computation-accuracy tradeoff, we list the runtime of our method and other

Table 8: Ablation Studies on Hyperparameters and Network Architectures.

Methods	RMSE ↓	REL ↓	MAE ↓	$\delta_{1.05}$ ↑	$\delta_{1.10}$ ↑	$\delta_{1.25}$ ↑
Baseline	0.0040	0.0014	0.0010	99.71	99.90	99.99
D ³ RoMa (reduced channels)	0.0048	0.0016	0.0011	99.60	99.85	99.98
D ³ RoMa (L1 loss)	0.0047	0.0008	0.0012	99.60	99.83	99.98
D ³ RoMa (randn noise)	0.0048	0.0017	0.0012	99.64	99.87	99.98

SoTAs in Table 9. We also evaluate the effects of different samplers in the real experiments where we used pretrained StableDiffusion [67]. We report the inference time of our method in Table 10. The network has about 865M parameters in total for this variant. We fixed the number of time steps during training to 1000 and used the same standard cosine scheduler [66], and all the samplers take 10 denoising steps during inference. We perform reverse sampling using different schedulers implemented by Diffusers [65]. All the samplers achieve similar qualitative results except *Euler Ancestral*. The results are shown in Figure 9. Empirically, we select DDPM with 10 denoising steps and a resolution of 640×360 in our real experiments.

Table 9: **Runtime and memory consumption comparisons.** Our method has 113M parameters and takes 10 denoising steps during inference.

Methods	NLSPN	LIDF	SwinDR	ASGrasp	IGEV-Stereo	Croco-Stereo	D ³ RoMa
Runtime	15ms	37ms	10ms	40ms	162ms	138ms	670ms
Peak Memory Usage	4.79G	1.16G	1.07G	3.14G	2.84G	2.78G	2.81G

Table 10: Runtime and memory consumption of our method during reverse sampling for single input. All times are reported on NVIDIA A100.

Disparity Resolutions	1280×720	640×360	480×270	320×180	224×126
5 Denoising steps	5.53	2.56	2.31	1.95	1.96
10 Denoising Steps	8.82	3.19	2.91	2.25	2.17
50 Denoising Steps	34.56	8.45	5.79	4.28	3.86
Peak Memory Usage	18.62G	7.87G	7.57G	6.94G	6.89G

G Alternative Guidance with Raw Disparity

This section will study alternative guidance to the diffusion model during the reverse sampling processes. In the stereo vision case, the gradient of the photometric loss is obtained by checking the consistency of the left and right images. Mathematically, the gradient should also have the same direction with $x_0 - x_t$ where x_0 is the ground truth disparity. In test time, x_0 is unknown but can be approximated by an external less noisy measurement source such as a Lidar. The external depth measurement can be converted to the disparity space \tilde{x}_0 and is multiplied with a mask if it is sparse:

$$\begin{aligned} \nabla_{x_t} \log p(x_t|y) &= \nabla_{x_t} \log p(x_t|I_c) + \nabla_{x_t} \log p(I_r|I_l, x_t) \\ &\approx \nabla_{x_t} \log p(x_t|I_c) + \alpha\omega(u, v)\text{sign}(\tilde{x}_0 - x_t) \end{aligned} \quad (22)$$

We here experiment with raw depth guidance. The guidance \tilde{x}_0 is approximated by camera raw sensor depth. Therefore the $\text{sign}(\tilde{x}_0 - x_t)$ is the approximate gradient. We set mask $\omega(u, v) = (\tilde{x}_0 > 0)$ and α is a constant controls the guidance strength. We qualitatively study the guidance of the approximate gradient in Figure 10. The benefits of guidance by the approximate gradient are limited when raw depth is highly noisy.




Figure 9: Comparisons of different samplers used during reverse sampling. We use DDPM [30] sampler with 10 steps in the experiments.




Figure 10: Guidance with raw disparity.

H Evaluations on HISS dataset

H.1 Results on HISS Test Split

In this section, we train other SOTA stereo methods from scratch and compare with our method on the HISS dataset. We further rendered 300 images in 5 new scenes different from our training dataset as the test set. The results are given in Table 11. We also show more real depth estimation results in Figure 12 and more comparisons in Figure 13, which we consider also attributed to the joint training on our dataset.

Table 11: Quantatives evaluations on HISS dataset.

Methods	EPE	RMSE ↓	REL ↓	MAE ↓	$\delta_{1.05}$ ↑	$\delta_{1.10}$ ↑	$\delta_{1.25}$ ↑
Raft-Stereo	0.0721	0.0521	0.0092	0.0164	95.26	98.89	99.10
D ³ RoMa	0.0579	0.0378	0.0067	0.0084	97.86	99.22	99.76

H.2 Deonising Process

One of the motivations for using the diffusion model to predict depth is the multi-step reverse sampling process. It resembles the iterative solver which has been proven successful in RAFT [6] and its successors. In figure 11 we show an example of the denoising process trained on our HISS dataset. The total denoising steps is set to 128 and we visualize every 32 timesteps.

I HISS Dataset

Training diffusion models for stereo depth estimation are more data-demanding due to lacking specialized network architectures and loss functions as in traditional deep stereo networks. Most existing stereo depth datasets are either synthetic (SceneFlow [57]) or with limited diversity, such as ClearGrasp[11], LIDF [12], DREDS [13]. While deep stereo methods [7, 20, 18, 17] are trained on a small number of stereo images and show strong generalizability performance, they are unable to predict correct depth for transparent objects, which are critical for many robotic tasks. Part of the reason is lacking data. Shi et al. [14] and Dai et al. [13] both created specially crafted transparent and




Figure 11: Visualization of the denoising process on the HISS dataset. The 4 left columns show the denoising steps every 2 time steps. The 2 right columns show the final output and ground truth disparity map respectively.

specular objects but both datasets are table-top scenes. Based on the above motivations, we compensate existing datasets with more indoor room-level stereo images with domain randomization on object materials and scenes.

One aspect that characterizes our dataset is *scene-level* and *photo-realistic* rendering of the *specular*, *transparent*, and *diffuse* objects. We rendered over 350 objects in 168 different HSSD [10] scenes. The objects randomly fall onto the furniture, ground, and tables to simulate real-world object placements. The infrared (IR) images are rendered properly with seeing-through or specular lighting effects on Non-Lambertian surfaces. We provide some data samples in Figure 14.

J Part Manipulation

J.1 Interaction Policy

Following [35, 36], we first do part segmentation and pose estimation using the perception method. Based on the predictions of the part poses, we move the robot arm toward the target part and turn the gripper in the direction suitable for grabbing. Finally, we move the gripper along the proposed trajectories toward the target position, following our GAPart pose definition.

J.2 Experiment Setup

In the experiments, we use the Franka Emika Panda robot arm with CuRobo[63] motion planning and the end-effector trajectory just like GAPartNet[35]. For manipulation tasks in the real world, a partial point cloud of the target object instance is acquired from our method. With the proposed network and manipulation heuristics in [35], the pose trajectory of the end-effector can be predicted. Then we use cuRobo[63] to solve the pose of Franka to follow our end-effector trajectory.




Figure 12: **More in-the-wild examples.** Each example consists of an RGB image, a raw disparity map, and our prediction.




Figure 13: **Qualitative comparisons with other state-of-the-arts.** Each column (from left to right) displays rgb image and disparity map: RGB image, our method, pre-trained Raft Stereo, Raft Stereo fine-tuned on our dataset, and ASGrasp.



Figure 14: RGB Data samples from Our dataset HISS except the bottom row which shows a group of rendering of RGB image, (left) IR image, and normal.

Acknowledgments

If a paper is accepted, the final camera-ready version will (and probably should) include acknowledgments. All acknowledgments go at the end of the paper, including thanks to reviewers who gave useful comments, to colleagues who contributed to the ideas, and to funding agencies and corporate sponsors that provided financial support.

References

- [1] A. Goyal, J. Xu, Y. Guo, V. Blukis, Y.-W. Chao, and D. Fox. RVT: Robotic view transformer for 3d object manipulation. In *7th Annual Conference on Robot Learning*, 2023. URL <https://openreview.net/forum?id=0hPkttoGAf>.
- [2] Y. Li, A. Zeng, and S. Song. Rearrangement planning for general part assembly. In *7th Annual Conference on Robot Learning*, 2023.
- [3] H. Shi, H. Xu, S. Clarke, Y. Li, and J. Wu. Robocook: Long-horizon elasto-plastic object manipulation with diverse tools. *arXiv preprint arXiv:2306.14447*, 2023.
- [4] J. Grannen, Y. Wu, B. Vu, and D. Sadigh. Stabilize to act: Learning to coordinate for bi-manual manipulation. In *7th Annual Conference on Robot Learning*, 2023. URL <https://openreview.net/forum?id=86aMPJn6hX9F>.
- [5] H. Hirschmuller. Accurate and efficient stereo processing by semi-global matching and mutual information. In *2005 IEEE Computer Society Conference on Computer Vision and Pattern Recognition (CVPR'05)*, volume 2, pages 807–814. IEEE, 2005.
- [6] Z. Teed and J. Deng. Raft: Recurrent all-pairs field transforms for optical flow. In *Computer Vision—ECCV 2020: 16th European Conference, Glasgow, UK, August 23–28, 2020, Proceedings, Part II 16*, pages 402–419. Springer, 2020.
- [7] L. Lipson, Z. Teed, and J. Deng. Raft-stereo: Multilevel recurrent field transforms for stereo matching. In *2021 International Conference on 3D Vision (3DV)*, pages 218–227. IEEE, 2021.
- [8] A. Kadambi, R. Whyte, A. Bhandari, L. Streeter, C. Barsi, A. Dorrington, and R. Raskar. Coded time of flight cameras: sparse deconvolution to address multipath interference and recover time profiles. *ACM Transactions on Graphics (ToG)*, 32(6):1–10, 2013.
- [9] V. Tankovich, C. Hane, Y. Zhang, A. Kowdle, S. Fanello, and S. Bouaziz. Hitnet: Hierarchical iterative tile refinement network for real-time stereo matching. In *Proceedings of the IEEE/CVF Conference on Computer Vision and Pattern Recognition*, pages 14362–14372, 2021.
- [10] M. Khanna, Y. Mao, H. Jiang, S. Haresh, B. Schacklett, D. Batra, A. Clegg, E. Undersander, A. X. Chang, and M. Savva. Habitat synthetic scenes dataset (hssd-200): An analysis of 3d scene scale and realism tradeoffs for objectgoal navigation. *arXiv preprint arXiv:2306.11290*, 2023.
- [11] S. Sajjan, M. Moore, M. Pan, G. Nagaraja, J. Lee, A. Zeng, and S. Song. Clear grasp: 3d shape estimation of transparent objects for manipulation. In *2020 IEEE international conference on robotics and automation (ICRA)*, pages 3634–3642. IEEE, 2020.
- [12] L. Zhu, A. Mousavian, Y. Xiang, H. Mazhar, J. van Eenbergen, S. Debnath, and D. Fox. Rgb-d local implicit function for depth completion of transparent objects. In *Proceedings of the IEEE/CVF Conference on Computer Vision and Pattern Recognition*, pages 4649–4658, 2021.
- [13] Q. Dai, J. Zhang, Q. Li, T. Wu, H. Dong, Z. Liu, P. Tan, and H. Wang. Domain randomization-enhanced depth simulation and restoration for perceiving and grasping specular and transparent objects. In *European Conference on Computer Vision*, pages 374–391. Springer, 2022.

- [14] J. Shi, Y. Jin, D. Li, H. Niu, Z. Jin, H. Wang, et al. Asgrasp: Generalizable transparent object reconstruction and grasping from rgb-d active stereo camera. *arXiv preprint arXiv:2405.05648*, 2024.
- [15] Y. R. Wang, Y. Zhao, H. Xu, S. Eppel, A. Aspuru-Guzik, F. Shkurti, and A. Garg. Mv-trans: Multi-view perception of transparent objects. In *2023 IEEE International Conference on Robotics and Automation (ICRA)*, pages 3771–3778, 2023. doi:10.1109/ICRA48891.2023.10161089.
- [16] X. Chen, H. Zhang, Z. Yu, A. Opipari, and O. C. Jenkins. Clearpose: Large-scale transparent object dataset and benchmark. In *European Conference on Computer Vision*, 2022.
- [17] J. Li, P. Wang, P. Xiong, T. Cai, Z. Yan, L. Yang, J. Liu, H. Fan, and S. Liu. Practical stereo matching via cascaded recurrent network with adaptive correlation. In *Proceedings of the IEEE/CVF Conference on Computer Vision and Pattern Recognition*, pages 16263–16272, 2022.
- [18] G. Xu, X. Wang, X. Ding, and X. Yang. Iterative geometry encoding volume for stereo matching. In *Proceedings of the IEEE/CVF Conference on Computer Vision and Pattern Recognition*, pages 21919–21928, 2023.
- [19] Z. Huang, X. Shi, C. Zhang, Q. Wang, K. C. Cheung, H. Qin, J. Dai, and H. Li. Flowformer: A transformer architecture for optical flow. In *European conference on computer vision*, pages 668–685. Springer, 2022.
- [20] P. Weinzaepfel, T. Lucas, V. Leroy, Y. Cabon, V. Arora, R. Brégier, G. Csurka, L. Antsfeld, B. Chidlovskii, and J. Revaud. Croco v2: Improved cross-view completion pre-training for stereo matching and optical flow. In *Proceedings of the IEEE/CVF International Conference on Computer Vision*, pages 17969–17980, 2023.
- [21] J. Park, K. Joo, Z. Hu, C.-K. Liu, and I. So Kweon. Non-local spatial propagation network for depth completion. In *Computer Vision—ECCV 2020: 16th European Conference, Glasgow, UK, August 23–28, 2020, Proceedings, Part XIII 16*, pages 120–136. Springer, 2020.
- [22] S. Saxena, C. Herrmann, J. Hur, A. Kar, M. Norouzi, D. Sun, and D. J. Fleet. The surprising effectiveness of diffusion models for optical flow and monocular depth estimation. *Advances in Neural Information Processing Systems*, 36, 2024.
- [23] Y. Duan, X. Guo, and Z. Zhu. Diffusiondepth: Diffusion denoising approach for monocular depth estimation. *arXiv preprint arXiv:2303.05021*, 2023.
- [24] S. Saxena, A. Kar, M. Norouzi, and D. J. Fleet. Monocular depth estimation using diffusion models, 2023.
- [25] Y. Ji, Z. Chen, E. Xie, L. Hong, X. Liu, Z. Liu, T. Lu, Z. Li, and P. Luo. Ddp: Diffusion model for dense visual prediction. In *Proceedings of the IEEE/CVF International Conference on Computer Vision*, pages 21741–21752, 2023.
- [26] B. Ke, A. Obukhov, S. Huang, N. Metzger, R. C. Daudt, and K. Schindler. Repurposing diffusion-based image generators for monocular depth estimation. *arXiv preprint arXiv:2312.02145*, 2023.
- [27] S. F. Bhat, R. Birkl, D. Wofk, P. Wonka, and M. Müller. Zoedepth: Zero-shot transfer by combining relative and metric depth. *arXiv preprint arXiv:2302.12288*, 2023.
- [28] J. Nam, G. Lee, S. Kim, H. Kim, H. Cho, S. Kim, and S. Kim. Diffmatch: Diffusion model for dense matching. *arXiv preprint arXiv:2305.19094*, 2023.

- [29] R. Shao, Z. Zheng, H. Zhang, J. Sun, and Y. Liu. Diffustereo: High quality human reconstruction via diffusion-based stereo using sparse cameras. In *European Conference on Computer Vision*, pages 702–720. Springer, 2022.
- [30] J. Ho, A. Jain, and P. Abbeel. Denoising diffusion probabilistic models. *Advances in neural information processing systems*, 33:6840–6851, 2020.
- [31] C. Godard, O. Mac Aodha, and G. J. Brostow. Unsupervised monocular depth estimation with left-right consistency. In *Proceedings of the IEEE conference on computer vision and pattern recognition*, pages 270–279, 2017.
- [32] S. Wei, G. Chen, W. Chi, Z. Wang, and L. Sun. 3d object aided self-supervised monocular depth estimation. In *2022 IEEE/RSJ International Conference on Intelligent Robots and Systems (IROS)*, pages 10635–10642, 2022. doi:10.1109/IROS47612.2022.9981590.
- [33] A. Bansal, H.-M. Chu, A. Schwarzschild, S. Sengupta, M. Goldblum, J. Geiping, and T. Goldstein. Universal guidance for diffusion models. In *Proceedings of the IEEE/CVF Conference on Computer Vision and Pattern Recognition*, pages 843–852, 2023.
- [34] H.-S. Fang, C. Wang, M. Gou, and C. Lu. Graspnet-1billion: A large-scale benchmark for general object grasping. In *Proceedings of the IEEE/CVF conference on computer vision and pattern recognition*, pages 11444–11453, 2020.
- [35] H. Geng, H. Xu, C. Zhao, C. Xu, L. Yi, S. Huang, and H. Wang. Gapartnet: Cross-category domain-generalizable object perception and manipulation via generalizable and actionable parts. In *Proceedings of the IEEE/CVF Conference on Computer Vision and Pattern Recognition*, pages 7081–7091, 2023.
- [36] H. Geng, S. Wei, C. Deng, B. Shen, H. Wang, and L. Guibas. Sage: Bridging semantic and actionable parts for generalizable articulated-object manipulation under language instructions. *arXiv preprint arXiv:2312.01307*, 2023.
- [37] M. Bajracharya, J. Borders, R. Cheng, D. Helmick, L. Kaul, D. Kruse, J. Leichty, J. Ma, C. Matl, F. Michel, et al. Demonstrating mobile manipulation in the wild: A metrics-driven approach. *arXiv preprint arXiv:2401.01474*, 2024.
- [38] S. Patki, E. Fahnestock, T. M. Howard, and M. R. Walter. Language-guided semantic mapping and mobile manipulation in partially observable environments. In *Conference on Robot Learning*, pages 1201–1210. PMLR, 2020.
- [39] C. Sun, J. Orbik, C. M. Devin, B. H. Yang, A. Gupta, G. Berseth, and S. Levine. Fully autonomous real-world reinforcement learning with applications to mobile manipulation. In *Conference on Robot Learning*, pages 308–319. PMLR, 2022.
- [40] J. Lyu, Y. Chen, T. Du, F. Zhu, H. Liu, Y. Wang, and H. Wang. Scissorbot: Learning generalizable scissor skill for paper cutting via simulation, imitation, and sim2real. In *8th Annual Conference on Robot Learning*, 2024. URL <https://openreview.net/forum?id=PAtsxVzOND>.
- [41] J. Zhang, N. Gireesh, J. Wang, X. Fang, C. Xu, W. Chen, L. Dai, and H. Wang. Gamma: Graspability-aware mobile manipulation policy learning based on online grasping pose fusion. *arXiv preprint arXiv:2309.15459*, 2023.
- [42] J. Sohl-Dickstein, E. Weiss, N. Maheswaranathan, and S. Ganguli. Deep unsupervised learning using nonequilibrium thermodynamics. In *International conference on machine learning*, pages 2256–2265. PMLR, 2015.
- [43] Y. Song, C. Durkan, I. Murray, and S. Ermon. Maximum likelihood training of score-based diffusion models. *Advances in neural information processing systems*, 34:1415–1428, 2021.

- [44] M. Welling and Y. W. Teh. Bayesian learning via stochastic gradient langevin dynamics. In *Proceedings of the 28th international conference on machine learning (ICML-11)*, pages 681–688. Citeseer, 2011.
- [45] C. Saharia, J. Ho, W. Chan, T. Salimans, D. J. Fleet, and M. Norouzi. Image super-resolution via iterative refinement. *IEEE transactions on pattern analysis and machine intelligence*, 45(4):4713–4726, 2022.
- [46] Y. Tashiro, J. Song, Y. Song, and S. Ermon. Csdi: Conditional score-based diffusion models for probabilistic time series imputation. *Advances in Neural Information Processing Systems*, 34:24804–24816, 2021.
- [47] G. Batzolis, J. Stanczuk, C.-B. Schönlieb, and C. Etmann. Conditional image generation with score-based diffusion models. *arXiv preprint arXiv:2111.13606*, 2021.
- [48] P. Dhariwal and A. Nichol. Diffusion models beat gans on image synthesis. In M. Ranzato, A. Beygelzimer, Y. Dauphin, P. Liang, and J. W. Vaughan, editors, *Advances in Neural Information Processing Systems*, volume 34, pages 8780–8794. Curran Associates, Inc., 2021.
- [49] J. Ho and T. Salimans. Classifier-free diffusion guidance. *arXiv preprint arXiv:2207.12598*, 2022.
- [50] Z. Wang, A. C. Bovik, H. R. Sheikh, and E. P. Simoncelli. Image quality assessment: from error visibility to structural similarity. *IEEE transactions on image processing*, 13(4):600–612, 2004.
- [51] J. Liang, V. Makoviychuk, A. Handa, N. Chentanez, M. Macklin, and D. Fox. Gpu-accelerated robotic simulation for distributed reinforcement learning, 2018.
- [52] P. Weinzaepfel, T. Lucas, V. Leroy, Y. Cabon, V. Arora, R. Brégier, G. Csurka, L. Antsfeld, B. Chidlovskii, and J. Revaud. Croco v2: Improved cross-view completion pre-training for stereo matching and optical flow. In *Proceedings of the IEEE/CVF International Conference on Computer Vision*, pages 17969–17980, 2023.
- [53] R. Ranftl, K. Lasinger, D. Hafner, K. Schindler, and V. Koltun. Towards robust monocular depth estimation: Mixing datasets for zero-shot cross-dataset transfer. *IEEE Transactions on Pattern Analysis and Machine Intelligence (TPAMI)*, 2020.
- [54] M. Laskey, B. Thananjeyan, K. Stone, T. Kollar, and M. Tjersland. Simnet: Enabling robust unknown object manipulation from pure synthetic data via stereo. In *5th Annual Conference on Robot Learning*, 2021. URL <https://openreview.net/forum?id=2WivNtnaFzx>.
- [55] L. Zhu, A. Mousavian, Y. Xiang, H. Mazhar, J. van Eenbergen, S. Debnath, and D. Fox. Rgb-d local implicit function for depth completion of transparent objects. In *Proceedings of the IEEE/CVF Conference on Computer Vision and Pattern Recognition*, pages 4649–4658, 2021.
- [56] H. Fang, H.-S. Fang, S. Xu, and C. Lu. Transcg: A large-scale real-world dataset for transparent object depth completion and a grasping baseline. *IEEE Robotics and Automation Letters*, 7(3):7383–7390, 2022.
- [57] N. Mayer, E. Ilg, P. Hausser, P. Fischer, D. Cremers, A. Dosovitskiy, and T. Brox. A large dataset to train convolutional networks for disparity, optical flow, and scene flow estimation. In *Proceedings of the IEEE conference on computer vision and pattern recognition*, pages 4040–4048, 2016.
- [58] F. Zhang, V. Prisacariu, R. Yang, and P. H. Torr. Ga-net: Guided aggregation net for end-to-end stereo matching. In *Proceedings of the IEEE/CVF conference on computer vision and pattern recognition*, pages 185–194, 2019.

- [59] X. Cheng, Y. Zhong, M. Harandi, Y. Dai, X. Chang, H. Li, T. Drummond, and Z. Ge. Hierarchical neural architecture search for deep stereo matching. *Advances in neural information processing systems*, 33:22158–22169, 2020.
- [60] X. Song, X. Zhao, L. Fang, H. Hu, and Y. Yu. Edgestereo: An effective multi-task learning network for stereo matching and edge detection. *International Journal of Computer Vision*, 128(4):910–930, 2020.
- [61] G. Xu, J. Cheng, P. Guo, and X. Yang. Attention concatenation volume for accurate and efficient stereo matching. In *Proceedings of the IEEE/CVF conference on computer vision and pattern recognition*, pages 12981–12990, 2022.
- [62] C. Wang, H.-S. Fang, M. Gou, H. Fang, J. Gao, and C. Lu. Graspness discovery in clutters for fast and accurate grasp detection. In *Proceedings of the IEEE/CVF International Conference on Computer Vision*, pages 15964–15973, 2021.
- [63] B. Sundaralingam, S. K. S. Hari, A. Fishman, C. Garrett, K. V. Wyk, V. Blukis, A. Millane, H. Oleynikova, A. Handa, F. Ramos, N. Ratliff, and D. Fox. curobo: Parallelized collision-free minimum-jerk robot motion generation, 2023.
- [64] O. Shingo, T. Akihiro, and H. Takaaki. libsgm. <https://github.com/fixstars/libSGM>, 2018.
- [65] P. von Platen, S. Patil, A. Lozhkov, P. Cuenca, N. Lambert, K. Rasul, M. Davaadorj, D. Nair, S. Paul, W. Berman, Y. Xu, S. Liu, and T. Wolf. Diffusers: State-of-the-art diffusion models. <https://github.com/huggingface/diffusers>, 2022.
- [66] A. Q. Nichol and P. Dhariwal. Improved denoising diffusion probabilistic models. In *International conference on machine learning*, pages 8162–8171. PMLR, 2021.
- [67] R. Rombach, A. Blattmann, D. Lorenz, P. Esser, and B. Ommer. High-resolution image synthesis with latent diffusion models, 2021.