

MobileViews: A Large-Scale Mobile GUI Dataset

Longxi Gao^{1*}, Li Zhang^{1*}, Shihe Wang¹,
Shangguang Wang¹, Yuanchun Li², Mengwei Xu¹
Beijing University of Posts and Telecommunications¹
Institute for AI Industry Research (AIR), Tsinghua University²

Abstract

Mobile screen assistants help smartphone users by interpreting mobile screens and responding to user requests. The excessive private information on mobile screens necessitates small, on-device models to power these assistants. However, there is a lack of a comprehensive and large-scale mobile screen dataset with high diversity to train and enhance these models. To efficiently construct such a dataset, we utilize an LLM-enhanced automatic app traversal tool to minimize human intervention. We then employ two SoC clusters to provide high-fidelity mobile environments, including more than 200 Android instances to parallelize app interactions. By utilizing the system to collect mobile screens over 81,600 device-hours, we introduce MobileViews, the largest mobile screen dataset, which includes over 600K screenshot-view hierarchy pairs from more than 20K modern Android apps. We demonstrate the effectiveness of MobileViews by training SOTA multimodal LLMs that power mobile screen assistants on it and the Rico dataset, which was introduced seven years ago. Evaluation results on mobile screen tasks show that the scale and quality of mobile screens in MobileViews demonstrate significant advantages over Rico in augmenting mobile screen assistants. The dataset will be fully open-sourced.

1 Introduction

Mobile screen assistants help smartphone users summarize screen content and respond to user requests [7, 12, 16, 27, 36]. This is particularly indispensable for users with disabilities or when they are unable to focus on the screen, such as while driving. These assistants take user instructions, typically through conversational chats, capture the state of the screen via pixel-level screenshots and textual view hierarchies (VHs), and generate responses, such as summarized texts or extracted answers. The left side of Figure 1 shows screenshots and VHs of mobile screens, while the right side illustrates an example task for mobile screen assistants: *screen question and answer (screenQA)* [7, 16].

Recent multimodal large language models (LLMs) [21, 22, 26] have exhibited superior performance in handling mobile screen tasks. However, cloud-based models require users to upload their screens to the cloud for interpretation, which may expose sensitive information such as chat history,

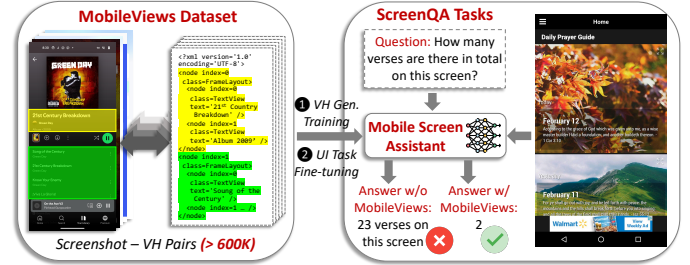


Figure 1: Demonstration of the collected MobileViews dataset (over 600K screenshot-VH pairs), and the workflow to train and evaluate a mobile screen assistant with screenQA tasks.

emails, and passwords. As a result, users are often deterred from using powerful cloud-based models due to privacy concerns [3].

To address these concerns, companies like Google [26] and Apple [14] have shifted from cloud-based models to on-device models for building their screen assistants [12, 36]. This trend is likely to continue with researchers in academia and industry [5, 35]. However, when handling mobile screen tasks, the limitations of small on-device models—such as shorter context length and fewer model parameters compared to cloud-based models—make them less capable of accurately extracting precise information from mobile screens and fully understanding their semantics. To enhance their performance, it is crucial to train the models on a large-scale, high-quality mobile screen dataset. This is crucial for improving the performance of multimodal LLMs, as these models are often trained on large general image-text pairs, with only a small portion coming from mobile screens, which have different representation patterns (e.g., structural and relational UI components and significant textual information) compared to natural images. This need calls for a large-scale mobile screen dataset.

Existing datasets and limitations. There are a few open-source mobile screen datasets available. However, they either lack scale or data comprehensiveness. For example, Rico [10], the most widely used dataset collected in 2017, contains only 72K screenshots. A more recent dataset, AITW [25], comprises 5M mobile screens but lacks VHs, which represent precise textual and structural mobile screen information, making it difficult for models to accurately interpret content based

* Authors contributed equally to this work.

on screenshots alone. PixelHelp [17] and META-GUI [28] share similar objectives, but their datasets are several orders of magnitude smaller than AITW. Other datasets focus on evaluating mobile UI task automation [24, 31, 32, 39] or are designed for specific tasks like screen summarization and screenQA [10, 18, 30]. However, we have observed that these datasets are insufficient for training on-device models due to their limited scale and the narrow range of mobile apps they cover.

Challenges and key techniques. Collecting mobile screen datasets at scale presents fundamental challenges due to inefficiencies at both the software and hardware levels.

- At the software level, achieving scalable and efficient app traversal across numerous mobile apps is essential, but traditional approaches have notable limitations: (1) Automated tools with simple screen navigation rules [1, 19] produce low-quality screen data, as they fail to adapt to diverse GUIs and navigation patterns. For example, they often get stuck on login or registration pages. (2) Datasets manually collected by crowd-sourced annotators [10, 25] ensure dataset quality but lack scalability. Table 1 summarizes the data collection approaches used by the primary mobile screen datasets.

Design#1: LLM-enhanced automatic app crawler. To improve app traversal efficiency, we introduce MobileViews Crawler, which uses fixed interaction rules to handle tedious app operations, with LLMs enhancing its ability to handle complex UI states. In this workflow, MobileViews Crawler first captures the VH of a screen, simplifies it to identify intractable UI components, and interacts with them sequentially. When human-predefined triggers occur, such as complex login screens and screen idleness that cannot be handled by the fixed interaction rules, LLMs are used to comprehend current UI states and perform actions to bypass these screens. Based on our empirical study of more than 80 popular mobile apps from the Google Play Store, MobileViews Crawler improved traversal success rates (i.e., without getting blocked on a screen) from 18.6% to 44.2% by utilizing LLMs. Humans annotators are supplementary and only involved to handle sensitive and necessary operations, such as account registration and captcha verification.

- At the hardware level, the challenge lies in deploying numerous Android instances for parallel app interactions while ensuring high environment fidelity. Most mobile screen datasets are collected on mobile emulators [25, 28, 29, 39] due to their accessibility and ease of use. Compatibility issues between mobile emulators (typically deployed on x86-based machines) and mobile apps (designed for ARM-based processors) limit the diversity of apps available for collection. For instance, as we observed in AITW, the 5 million screens are collected only from 357 apps on mobile emulators, resulting in a significant portion of similar mobile screens. Rico

uses physical mobile device farms to run apps in native mobile environments, allowing the collection of screens from more than 9K mobile apps. However, utilizing mobile device farms faces challenges such as device heterogeneity in screen resolutions and OS versions, adding complexity to the software-level traversal tool. Additionally, physical device farms may face scalability issues, as adding more devices can be space-constrained and costly.

Design#2: Scalable, high-fidelity app traversal on SoC clusters. To improve hardware-level traversal efficiency, we leverage two SoC clusters [38] consisting of 120 Snapdragon mobile processors to parallelize app traversal. Like physical device farms, these mobile processors provide Android-native environments that ensure better compatibility with mobile apps. With high-fidelity Android OS virtualization support on SoC clusters, we employ over 200 Android instances to achieve high parallelism and autonomous app interaction. By fine-grained scheduling of app traversal tasks across different Android instances, MobileViews Crawler significantly reduces data acquisition time of over 81,600 device-hours.

The new dataset: MobileViews. Leveraging our novel hardware-software infrastructure for efficient mobile app traversal, we propose MobileViews, the first open-source dataset that covers a diverse range of modern mobile apps (over 20,000) and includes the largest number of mobile screens with both screenshots and VHs (more than 600,000), which is 2× and 9× larger than the previous largest dataset—Rico [10], respectively. MobileViews’s mobile screen collection is much more time- and cost-efficient than the manually collected Rico, gathering nearly 50K mobile screens per day using two SoC clusters. At the time of submission, the data collection process is still ongoing. As shown in Figure 1, MobileViews contains screenshots and VHs for each app, allowing on-device models to extract key information to enhance mobile screen assistants. More statistics on the dataset will be presented in §3.3. Through our comparative analysis of the collected VHs from MobileViews and Rico, we find that over the past seven years, label quality of UI components has improved. This suggests that mobile screen assistants are likely to perform better when trained on a newer, larger-scale mobile screen dataset.

Evaluating MobileViews with SOTA Multimodal LLMs.

To show the effectiveness of a larger-scale and higher-quality mobile screen dataset, we use MobileViews to enhance existing multimodal LLM-powered screen assistants [9, 35] on screenQA [7] and three elementary mobile screen tasks: tappability prediction, element relationship prediction, and UI component identification. To compare Rico and MobileViews, we first define an unsupervised training task, VH generation, to enabling the models to predict and learn the

Mobile Screen Dataset	Release Year	Scale			Data				Data Collection	
		Apps	Screens	Unique Screens	App Metadata	Screenshot	VH	UI Trajectory	Approach	Hardware
Rico [10]	2017	9,772	72,219	63,370	✓	✓	✓	✓	Human annotators	Physical device farms
PixelHelp [17]	2020	4	187	187	✗	✓	✓	✓	Human annotators	Mobile emulators
Screen2words [30]	2021	6,269	22,417	22,417	✓	✓	✓	✗	Human annotators	N/A
ScreenQA [7]	2022	n/a	35,352	35,352	✓	✓	✓	✗	Human annotators	N/A
META-GUI [28]	2022	11	24,825	24,825	✗	✓	✓	✓	Human annotators	Physical smartphones
DroidTask [31]	2023	13	362	362	✗	✓	✓	✓	Human annotators	Mobile emulators
AITW [25]	2023	357	5,689,993	2,282,533	✗	✓	✗	✓	Human annotators	Mobile emulators
LlamaTouch [39]	2024	57	3,281	3,281	✗	✓	✓	✓	Human annotators	Mobile emulators
MobileViews	2024	21,053	1,103,481	612,471	✓	✓	✓	✓	LLM-enhanced automatic crawler	SoC clusters

Table 1: Comparison of representative and open-source mobile screen datasets.

mappings between screenshots and their corresponding textual structural representations in VH. Then, we fine-tune the models on the mobile screen tasks and evaluate their performance. Two key results are derived from the experiments. First, when using the same number of screens for training (i.e., all 66K screens from Rico and 66K randomly selected screens from MobileViews), screen assistants trained on MobileViews demonstrate better performance on tappability prediction and element relationship prediction. From this, we infer that the higher screen quality of MobileViews, such as its precise VH information, has enhanced the models' UI interpretation capabilities. Second, models trained on more than 500K mobile screens from MobileViews generally show better performance on screenQA tasks compared to those trained on datasets an order of magnitude smaller. The right side of Figure 1 illustrates an example of the screenQA task, showing the model's performance before and after training with the MobileViews dataset. These results demonstrate the effectiveness and importance of collecting a large-scale and high-quality mobile screen dataset.

Contributions are summarized as follows.

- We design and implement an automatic, highly parallel mobile app interaction approach to collect high-quality, representative mobile screen datasets with minimal human intervention.
- Using this approach, we collect the largest mobile screen dataset to date, covering a diverse range of modern mobile apps and comprehensive screen information. It includes more than 600K screenshot-VH pairs, which is $9\times$ larger than the previous largest dataset. The dataset will be fully open-sourced.
- We evaluate the collected large-scale dataset on multi-modal LLMs that power mobile screen assistants. Compared to the previous largest dataset, it demonstrates significant improvements in enhancing screen assistant capabilities.

2 Mobile Screen Datasets

In this section, we compare existing mobile screen datasets according to their data scale, comprehensiveness, and their intrinsic purposes for dataset construction. We summarize our results in Table 1.

An early mobile screen dataset, Rico [10], was proposed in 2017. It was collected on more than 9K mobile apps and includes 72K mobile screens. The key benefit of Rico is its data comprehensiveness – it includes app metadata from the mobile app store, screenshot-VH pairs, and UI trajectories. Due to the scale and comprehensiveness of Rico, many subsequent datasets were enhanced based on Rico. For example, Screen2Words [30] selects a subset of unique mobile screens in Rico and annotates with screen summarization by human annotators. ScreenQA [16] uses a similar approach but focuses on question and answer based on the contents in the screen. Mobile UI task automation has facilitated another set of mobile screen datasets for training and benchmarking the corresponding models [17, 24, 25, 28, 39]. However, most of them are collected from a limited set of apps and contain a small number of screens, therefore insufficient to be used for training a mobile screen assistant. We think the scale of these datasets are severely limited by their data collection approach – they are manually collected by human annotators operating on physical or emulated mobile environments.

The data comprehensiveness of mobile screen datasets is another critical factor, such as screenshots, VHs, and UI trajectories. Focusing on individual mobile screens, two types of representation—pixel-level screenshots and textual VHs—are both essential for understanding mobile screens. Screenshots capture the exact visual state of a mobile screen, offering a quick reference for the layout and image-based UI components. VHs reveal the underlying structure and relationships between UI components, which are crucial to exposing hidden UI components and their properties. Together, they provide a comprehensive understanding of both the visual and structural aspects of mobile screens. Although the largest mobile screen dataset to date, AITW [25], includes more

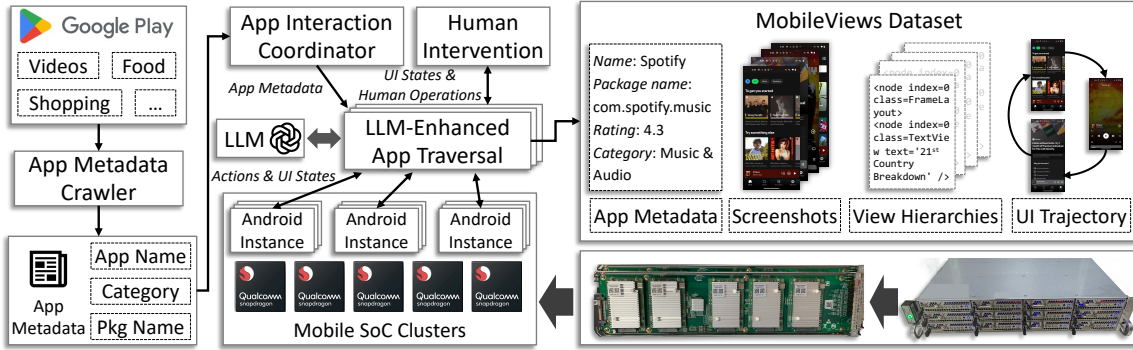


Figure 2: Left: Workflow for constructing the MobileViews dataset. Right: Demonstration of the MobileViews dataset, and a physical SoC Cluster to empower high parallelism app traversal.

than 5 million screens covering over 357 Android apps, it lacks VHs, preventing mobile screen assistants from learning the map between the screenshots and precise, structural, and individual UI component information. In this study, we aim to collect the largest open-source mobile screen dataset while ensuring the dataset including screenshots, VHs, and other important information like UI trajectories for future research.

3 Constructing MobileViews Dataset

Recognizing the limitations in data scale, app diversity, and the comprehensiveness of screen information in prior datasets, we propose a new mobile screen dataset, MobileViews. MobileViews aims to provide a large number of mobile screenshot-VH pairs that span a wide range of modern mobile apps, enabling mobile screen assistants to learn from them and enhance their screen perception capabilities. The primary challenge in constructing such a dataset is *how to efficiently collect large-scale, representative mobile screens with minimal human intervention*. Most open-source mobile screen datasets were collected by crowd-sourced annotators. In contrast, we propose an LLM-enhanced automatic app traversal system to handle the majority of app traversal and dataset collection processes. Human intervention is only required when a predefined trigger pauses the app traversal process. We deploy this system on two SoC clusters to ensure high-fidelity and scalable app traversal. The following sections provide details on the app traversal system and an overview of the MobileViews dataset.

3.1 Overall Workflow

Figure 2 illustrates the system and the workflow for constructing the MobileViews dataset. The workflow consists of the following processes.

App metadata collection. We first collect metadata for over 20K Android apps (e.g., app name, package name) from

the Google Play Store. These apps span 33 categories, including many of the most popular apps currently available. We expect that the mobile screens obtained from these modern apps will better represent current mobile screen designs, especially compared to the previous largest dataset, which was collected nearly seven years ago [10].

App interaction coordination. Next, the app metadata is sent to the *App Interaction Coordinator*, which dispatches app traversal tasks to the *LLM-enhanced automatic app traversal tool*. The *App Interaction Coordinator* monitors available Android instances in the SoC clusters and connects them to app traversal processes. When an app traversal is completed or unintentionally terminated, it logs the system and app states for future reference.

LLM-enhanced automatic app traversal. The app traversal process starts by installing the corresponding app from the Google Play Store. It then launches the app and traverses its screens to collect data. The traversal process prioritizes rule-based methods, sequentially exploring all interactable UI components. When the current UI state cannot be processed, LLMs are invoked to handle complex UIs, such as login screens. Human intervention is required only when the app interaction coordinator detects an anomaly, such as a screen remaining idle for an extended period.

3.2 MobileViews Crawler

In this section, we first detail how the LLM-enhanced automatic app traversal tool works with individual apps and Android instances. Then, we extend it to SoC clusters to achieve scalable and high parallelism app interaction.

3.2.1 LLM-enhanced automatic app traversal. App installation and launching are initial steps in the app interaction process. The *App interaction Coordinator* sends the app’s package name (e.g., com.spotify.music) to the traversal process; then it searches and installs the corresponding app in

Metric	Total	App Traversal Design		
		Fully Automated	W/ LLM	W/ Human Intervention
# Apps	86	16	38	86
Succ. Rate	N/A	18.6%	44.2%	100%

Table 2: An empirical study on app traversal effectiveness of 86 popular mobile apps in the Google Play Store. The value indicates the number of apps that can be successfully traversed, i.e., reaching the maximum number of actions, using the corresponding app traversal designs.

the Google Play Store through UI automation scripts [4], and launches it using android debug bridge [2]. Traditional approaches to traverse mobile apps demand significant human effort to gather representative mobile screens, where “representative” refers to screens that accurately reflect the diverse screen states and interactions typical of real-world usage. As we have analyzed in §2, this method is not scalable to a vast number of mobile apps and mobile screens, making it impractical for large-scale app traversal. To achieve efficient app traversal with minimal human intervention, we propose a progressive app traversal workflow, consisting of automatic app traversal with fixed interaction rules, LLM involvement for complex UI states, and human intervention for cases that cannot be resolved automatically. Table 2 summarizes the effectiveness of our design.

Automatic app traversal with fixed interaction rules.

Our first proposed approach automates the app traversal process through direct mobile screen perception and performing action on interactable UI components in the screen. To do so, we utilize an automatic app traversal tool, Droidbot [19], which takes screen VH and simplifies it to identify interactable UI components. Then, within each screen, it

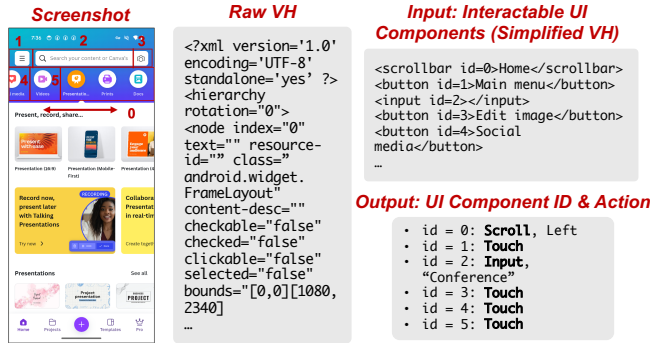


Figure 3: Demonstration of inputs and outputs in automatic app traversal.

sequentially posts corresponding actions to each UI components. Figure 3 shows a concrete screen example and inputs/outputs during the traversal process. Once navigating to a new screen, it repeats the same screen simplification and action process. An automatic app traversal process finishes until achieving the max steps (i.e., 1,000 actions in our case). Although this automatic approach reduces manual effort, it faces limitations especially when handling complex app states like login screens as we have observed during app traversal processes. Specifically, we conduct an analysis of over 80 apps from the Google Play Store to determine that the automatic app traversal tool works properly in only 18.6% (16 out of 86) of apps, with most of the remaining apps blocked by login or registration screens. These screens often require more sophisticated logic beyond what fixed traversal methods can manage. To address this, we involve LLMs to navigate on such complex UI states.

LLM-enhanced app traversal. The motivation for involving LLMs to complement the automatic traversal tool is based on our observation that cloud-based LLMs demonstrate strong abilities to follow user instructions and handle UI automation tasks [15, 31, 33, 34]. In this system, we introduce LLMs to handle complex UI states in two primary scenarios: (1) when the app traversal tool encounters UI states that include predefined human triggers, and (2) when the system remains idle on a single UI state for too long.

Specifically, when introducing LLMs via triggers, it is necessary to define the triggers in advance and establish the corresponding handling process in the LLM (typically through prompts). In this work, based on our prior empirical observations, most modern apps require account registration or login to access deeper and more representative screens. Therefore, we define an account registration/login trigger and design corresponding prompts to handle tasks associated with this trigger. The login trigger detects keywords such as “login” and “sign in” from the captured UI states in the app traversal tool. The LLM then takes over the app registration/login process until it determines that it is complete. By utilizing the GPT-4o [22], we have achieved a 44.2% success rate for automatic app traversal (38 out of 86 apps). Notably, the approach of using human-defined triggers and LLMs can be extended to various scenarios beyond just handling registration and login. This indicates that our design has the scalability to handle different complex UI states in future use cases. In the case of handling UI state idleness, we inform the LLM that the goal is to traverse the entire app to capture more UI states, allowing it to take over the app traversal logic and perform actions on the current UI.

Human intervention. Although using LLMs to enhance app traversal can reduce the level of human involvement, there are still some UI states that LLMs struggle to handle. For example, in our empirical study, we find that certain

app registration and login states are still beyond the LLM’s capabilities. These unhandled UI states typically require processing captcha or using phone-based human verification. In such cases, we introduce human annotators to supplement the app traversal process. To improve app traversal efficiency, we employ a *lazy processing* approach: When the app traversal tool encounters an unprocessable UI state, it records the current UI state and pauses the traversal. Human annotators then handle these apps in a batch manner: they manually open the apps, solve the previous stuck UI states, and then resume the automatic traversal, which significantly reduces their effort.

3.2.2 SoC cluster-powered scalable app interaction. The automated app traversal tool is primarily designed to address the efficiency of single app traversal. Another important challenge is how to efficiently crawl a large number of modern mobile apps that require native mobile environments to run [20]. Existing solutions for large-scale app interaction rely on physical device farms or mobile emulators. However, these methods are limited by high infrastructure costs, low emulation fidelity, and performance bottlenecks that may lengthen the app crawling process. To overcome these challenges, we utilize two SoC clusters [38] consisting of 120 Snapdragon mobile processors to provide efficient and scalable mobile environments for app interaction at scale. Figure 2 presents a physical SoC cluster and the network-interconnected mobile processors inside the server, which replicates native mobile environments in a more resource-efficient manner compared to traditional device farms. Since a single app typically does not fully utilize the resources of a mobile processor, we further improve the scalability of the app crawler by using SoC virtualization techniques to create more than 200 Android instances on these SoCs.

Software-hardware interaction. To fully utilize these Android instances, we let the *App Interaction Coordinator* to monitor the number of available Android instances. When an instance becomes idle, the coordinator starts an app traversal process, which hosts on a Linux server and connects to the Android instance via adb [2] over the network. The app traversal tool then takes over the app traversal process. Once the traversal is completed or the process exits unexpectedly, the Android instance is returned to the available state. Through this fine-grained scheduling method, we efficiently completed 81,600 device-hours of app traversal within one month.

3.3 MobileViews Dataset Overview

As shown in Table 1, MobileViews consists of over 600K unique mobile screens from more than 20K modern Android apps, which is 9× more in screen count and 2× more in app number compared to the previous largest mobile UI dataset

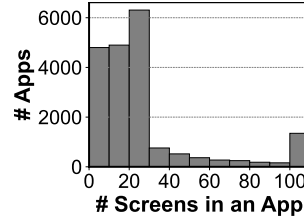


Figure 4: Distribution of total number of screens collected from individual apps in MobileViews.

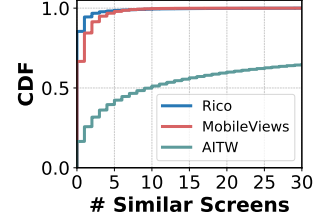


Figure 5: CDF of similar screens of each dataset. X-axis: Number of similar screens for a given screen in each dataset.

with the same level of data comprehensiveness. These apps come from 33 categories in the Google Play Store, therefore significantly enhancing the diversity of mobile screens. MobileViews includes both screenshots and VHs, whereas AITW [25] contains only screenshots but lacks VHs that are crucial for mobile screen assistants to precisely understand individual UI contexts (e.g., the label, class, and bounding box of specific UI components). The comprehensive data allows mobile screen assistants to learn the mapping between pixel-level screenshots and textual UI component metadata. Other collected data, such as UI trajectories and actions, offer potential for further exploration; we plan to investigate them in future work.

MobileViews statistics. Beyond dataset scale and data comprehensiveness listed in Table 1, we further explore (1) how many screens can be collected within each app in MobileViews, and (2) the extent of screen similarity in large mobile screen datasets. The second question is motivated by our observation that AITW contains over 5 million screens from only more than 300 apps, indicating a potentially high proportion of similarity. Mobile screen assistants learning from similar screens will likely lead to overfitting. In the following analysis, we use the *ImageHash* library [8] to compute perceptual hash values for each screen. Two images are deemed similar if their perceptual hash Hamming distance is equal or less than 5.

- *In MobileViews, how many screens can be collected from each app?* Figure 4 illustrates the distribution of screens collected from each app. Most apps contain only 10–30 individual screenshots; this is meaningful considering the large number of apps covered in the dataset, with most non-popular apps offering only specific functions. Over 6.8% of apps are capable of generating more than 100 individual screens. Overall, we collect more than 600,000 unique mobile screens, demonstrating the screen diversity of MobileViews.

- *Screen similarity across datasets.* We assess screen similarity across Rico, AITW, and MobileViews. For each screen,

we count how many screens in the same dataset are similar to it. The cumulative distribution function (CDF) of these counts is depicted in Figure 5, which reveals significant differences in screen similarity across the datasets. Both Rico and MobileViews exhibit a high degree of mobile screen uniqueness. This is attributed to the diversity and large number of apps, as well as the curated app traversal design. In contrast, AITW demonstrates a high proportion of similar screens within the dataset: over 1.2 million screens have more than 100 similar counterparts. The most common screen has up to 67K similar screens. This underscores the benefits of MobileViews in terms of screen diversity of within and across apps. Through this analysis, we anticipate that MobileViews will serve as a valuable resource for enhancing the screen perception capabilities of mobile screen assistants.

Ethical statement. In our study, we collect MobileViews dataset using an automatic app traversal tool to interact with various apps, aiming to minimize the need for burdensome manual operations typically required in mobile screen collection. For applications that necessitated account registration, we manually created new accounts to ensure compliance with app usage policies. Importantly, our dataset does not contain any subjective individual personal data, which may be a major concern when collecting UI data on personal smartphones. These methods ensure ethical compliance and respect user privacy throughout the data collection process.

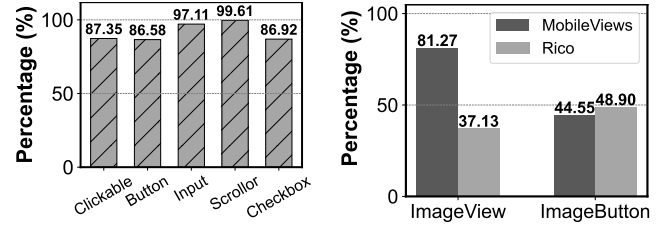
4 Comparative VH Analysis

In this section, we compare MobileViews with the previous largest dataset, Rico, which both includes screenshots and VHS. We focus on the collected VHS in two datasets to investigate whether they provide comprehensive and high-quality UI component information that could be useful for mobile screen assistants to learn from. In the following, we aim to answer two key research questions.

- Do modern mobile app screens provide more comprehensive textual UI component information in their VHS compared to those collected in the past?
- Has the label quality of these UI components improved over time, and how does this impact mobile screen understanding?

4.1 Label Coverage Analysis

To evaluate the coverage of label information in mobile apps, we compare the labeling practices of UI components in MobileViews with those in Rico. Our analysis focuses on two primary aspects: (1) the overall presence of labeling for UI components and (2) the specific challenges associated with labeling image-based UI components, which have been highlighted as problematic in the previous study [11].



(a) Unlabeled general UI components in MobileViews. (b) Unlabeled image-based UI components.

Figure 6: Percentages of unlabeled UI components in MobileViews and Rico.

Classification of UI components. To provide a comprehensive view of label coverage, we first categorize UI components based on their attributes. General UI components, such as text fields, buttons, and input fields, are identified by attributes like clickable, editable, and scrollable. Image-based components, specifically ImageViews and ImageButtons, are identified by their class names. By employing this classification method, we are able to thoroughly analyze the labeling coverage across different UI components in MobileViews, ensuring that our evaluation captures a comprehensive view of labeling practices for both general and image-based components.

General UI components. Our analysis first examines general UI components such as clickable components, input fields, buttons, scroller and checkboxes. These components are fundamental to user interaction, yet Figure 6(a) reveals that a significant portion remains unlabeled in MobileViews. Notably, Scroll and Input components have the highest rates of missing labels, indicating potential challenges for both accessibility and mobile assistant training.

Image-based UI components. ImageViews and ImageButtons are critical as they often represent interactive components through visual icons or images. However, as shown in Figure 6(b), MobileViews has a notably higher percentage of unlabeled ImageViews (81.3%) and ImageButtons (48.9%) compared to Rico (37.1% and 44.6%, respectively). When focusable image-based views—comprising both ImageViews and ImageButtons—are considered as a whole, the issue becomes even more pronounced. In MobileViews, 68.8% of these focusable image-based views lack labels, a significantly higher rate compared to 55.6% reported in the 2022 study [11] and 48.3% in Rico from 2017. This underscores a severe deficiency in labeling practices for these critical components, which are essential for accurate interpretation and interaction by mobile assistants.

The analysis of general and image-based UI components in MobileViews reveals a pervasive missing-label issue. While all types of UI components suffer from inadequate labeling,

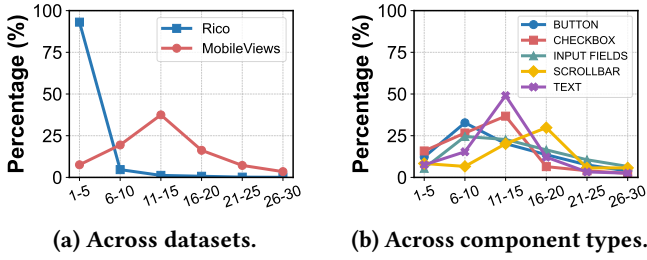


Figure 7: Label length distribution across (a) datasets and (b) UI component types.

the problem is particularly severe for image-based components, especially those that are focusable. The high percentage of unlabeled image-based views in MobileViews poses a significant challenge for mobile assistant training and accessibility. This analysis highlights the urgent need for improved labeling practices to enhance the effectiveness and usability of modern mobile applications.

4.2 Label Quality Analysis

To investigate whether label quality has improved over time, and how it impacts mobile screen understanding, we first analyze the label length distributions in Rico and MobileViews. To further evaluate the quality of the labels in two datasets, we employ GPT-4o [22] for the *Label-to-View matching* task. In this task, we compare GPT-4o’s performance using labels from both datasets and across various label length categories. This dual comparison allows us to measure the effectiveness of modern labeling practices and their influence on the accuracy of mobile assistants in identifying and interpreting UI components.

Label Length Distribution. First, we extract all labels from VHs in Rico and MobileViews to generate the label length distribution. Then, we analyze label lengths across different UI components within MobileViews to identify any patterns or trends that may inform the interpretation of these components by mobile assistants.

- *Label length distribution across datasets.* Figure 7(a) illustrates a distinct shift in label length distribution between Rico and MobileViews. In Rico, the vast majority of labels (nearly 90%) fall within the 1–5 word range. In contrast, MobileViews shows a more balanced distribution, with significant increases in the 6–10 and 11–15 word ranges. This shift suggests that modern apps, as represented by MobileViews, may have adopted more descriptive labeling practices, which likely enhances the clarity and utility of labels for mobile UI understanding.

- *Label length distribution across UI component types.* Figure 7(b) breaks down the label length distribution by different UI component types in MobileViews. Text fields tend to have

Label Length	Rico (Correct Matches %)	MobileViews (Correct Matches %)
1-5	213 (42.60%)	218 (43.60%)
6-10	121 (24.20%)	278 (55.60%)
11-15	91 (18.20%)	257 (51.40%)
16-20	54 (10.80%)	279 (55.80%)

Table 3: Number and percentage of correct matches for view identification by GPT-4o across different label lengths.

longer labels, with a significant concentration in the 11–15 word range, reflecting their need for more descriptive content. In contrast, buttons and input fields often have shorter labels, typically clustering around 6–10 words, though ideally, these interactive components should have more descriptive labels to better convey their functions. To improve the accuracy and effectiveness of mobile assistants, it is important to ensure that these interactive components have more detailed labels, enhancing user interaction and overall experience.

Label Quality and Impacts. To assess improvements in label quality over time and their impact on mobile screen understanding, we conduct a *Label-to-View Matching* task using GPT-4o. In this task, GPT-4o is required to identify the UI component that corresponds to a provided label in each screenshot. Given that our initial analysis of label length distribution shows that most labels fall within the 1–20 word range, we categorize the labels into four specific length groups: 1–5 words, 6–10 words, 11–15 words, and 16–20 words. For each category, we present GPT-4o with 500 randomly selected screenshots and their corresponding labels from both MobileViews and Rico, totaling 1,000 examples per category. The task is structured with the following prompt:

Label-to-View Matching Task

Prompt: I will provide you with a screenshot of mobile devices and a caption of one of the UI components in the screenshot. Can you confidently identify the specific view that corresponds to the caption? Please respond only with “True” or “False” without any further explanation.

Caption: [UI component label]

Answer: True or False

The results are summarized in Table 3, which displays the number and percentage of correct matches out of 500 instances for each label length category across Rico and MobileViews. Our key results are as follows: (1) *Overall quality improvement.* The results indicate that GPT-4o achieves higher accuracy in matching labels to views from MobileViews compared to Rico. This may suggest a general improvement in label quality over the past seven years, which

has positively impacted model performance. (2) *Longer labels quality improvement*. In Rico, longer labels (with 11–15 and 16–20 words) correspond to lower correct match percentages, suggesting that these labels are less effective in guiding the model to the correct view. In contrast, in MobileViews, longer labels lead to significantly higher correct match percentages, demonstrating that more descriptive labels in modern datasets better meet the requirements of mobile assistants, thereby enhancing their ability to accurately interpret and interact with UI components.

4.3 Conclusion

Our analysis reveals both significant progress and ongoing challenges in the coverage and quality of UI component labels within mobile screens. Over the past seven years, we have observed improvements in label quality, as demonstrated by the more descriptive labels in MobileViews and the enhanced performance of GPT-4o. However, these improvements are counterbalanced by persistent issues with label coverage, with nearly half of the labels still failing to be accurately matched in our evaluation. This underscores that substantial challenges in label quality remain unresolved. Despite efforts to improve labeling practices through enhanced developer guidelines from Apple [6] and Google [13], both Rico and MobileViews continue to suffer from low label coverage. Given these challenges, we recognize the need to rely on more consistently present attributes, such as tappability and parent-child relationships, to mitigate the impact of missing or low-quality labels for mobile screen assistant training.

5 Evaluating MobileViews on Mobile Screen Assistants

To evaluate how the large-scale MobileViews dataset enhances mobile screen assistants, we employ a two-stage training strategy with different dataset configurations. In *Stage#1*, we fine-tune the assistants to extract and interpret both structural and semantic information embedded in VHs, focusing on overall screen layouts and detailed UI element attributes. In *Stage#2*, we fine-tune the assistants on four downstream mobile screen tasks.

Three downstream mobile screen tasks are designed to leverage common attributes in VHs to mitigate the issues of missing or inconsistent labeling. Experimental results indicate that most tasks achieve superior performance when fine-tuned on the largest MobileViews dataset in the first stage.

5.1 Two-Stage Training Strategy

The two-stage training approach is designed to effectively enhance the model’s ability to understand and interact with

mobile UIs. By combining full-parameter fine-tuning with LoRA fine-tuning, we aim to build a strong foundation in structural comprehension while also addressing task-specific challenges. The training process is divided into two stages:

Stage#1: Full-parameter fine-tuning with VH information. This stage focuses on developing a deep understanding of UI structures, enabling the model to grasp spatial relationships and overall UI layout. We design the VH generation task to help the model develop a comprehensive understanding of UI elements and their relationships. This is achieved by generating VH information from mobile UI screenshots. At this stage, we use full-parameter fine-tuning, allowing the model to adjust all of its parameters.

Stage#2: LoRA fine-tuning on mobile screen tasks. Building on the structural foundation established in the first stage, the second stage applies LoRA fine-tuning to four mobile screen tasks, comprising three element-level tasks and one screen-level task. The element-level tasks—tappability prediction, element relationship prediction, and UI component identification—leverage common VH attributes, such as tappability and parent-child relationships, to improve the model’s ability to interpret individual views.

Tappability prediction. The model predicts whether a UI component is tappable based on visual and spatial cues, helping vision-based agents identify interactive elements without explicit labels.

Element relationship prediction. This task requires the model to determine if two UI elements have a parent-child relationship, crucial for interpreting the hierarchical structure of the UI and understanding complex layouts.


UI component identification. The model classifies UI components into five categories—BUTTON, CHECKBOX, TEXT, INPUT FIELD, or SCROLL ITEM—based on their bounding box coordinates, testing the model’s ability to comprehend the function and purpose of various UI components.

ScreenQA [16]. This task focuses on understanding the entire screen to answer questions about its content. As the screen-level task, ScreenQA includes two sub-tasks: ShortQA, which provides concise answers to simpler questions about specific UI elements, and ComplexQA, which involves more challenging questions requiring counting, arithmetic, or comparisons across multiple elements.

5.2 Training Data Preparation

Here, we outline the preparation of training data for VH generation and four downstream mobile screen tasks.

VH generation. We prepare training data from both the Rico and MobileViews datasets for *Stage#1* fine-tuning. The dataset size varies depending on the experimental settings, ranging from 66,100 to 500,000 screenshot-VH pairs. To ensure consistent scaling across different UIs, we normalize



Stage 1: Full-Parameter Fine-Tuning with Screenshot-VH pairs.

VH Generation

Q: Given a mobile UI, generate the corresponding view hierarchy.

A: (Take a view in box1 as an example)

```
{
  "visible": true,
  "checkable": false,
  "child_count": 0,
  "editable": false,
  "clickable": true,
  "is_password": false,
  "focusable": true,
  "enabled": true,
  "content_description": null,
  "children": [],
  "focused": false,
  "checked": false,
  "text": "Logos",
  "selected": false,
  "parent": 47,
  "temp_id": 48,
  "bound_box": [0.041, 0.184, 0.351, 0.243]
}
```

Stage 2: LoRA Fine-Tuning on Mobile Screen Tasks.

Tappability Prediction

Q: Predict whether the UI element [box1] is clickable. (Answer with True or False)

A: True

Element Relationship Prediction

Q: Predict whether the relationship between the UI elements in [box1] and [box2] is a parent-child relationship. (Answer with True or False)

A: False

UI Component Identification

Q: Identify the type of the UI element located in [box2].

(Choose from BUTTON, CHECKBOX, TEXT, INPUT FIELD, SCROLL ITEM)

A: BUTTON

ScreenQA

Q: How many templates are available for search in total?

A: 91072

Figure 8: Overview of the two-stage training process. Stage 1 involves full-parameter fine-tuning with screenshot-VH pairs, where the model learns to generate the corresponding VHs. Stage 2 focuses on mobile screen tasks using LoRA fine-tuning, including tappability prediction, element relationship prediction, UI component identification, and ScreenQA. Ground truth answers are provided for each task to illustrate the expected outcomes.

the bounding boxes to a range of (0, 1). Additionally, we simplify VHs by removing details that are difficult for the model to infer from images, such as the app package name and foreground activity name.

Tappability prediction. We randomly select 595,000 views from 300,000 screenshots. Each screenshot typically includes one visible, clickable view and one visible but non-clickable view, offering a diverse set of tappable and non-tappable examples.

Element relationship prediction. We randomly select approximately 150,000 pairs of visible and focusable UI elements from 150,000 screenshots. The dataset includes 69,156 parent-child pairs and 80,844 non-parent-child pairs, ensuring a balanced representation of both relationship types. This criterion ensures that all selected elements are relevant for interaction, enhancing the model’s ability to interpret relationships between key UI components.

UI component identification. We randomly select approximately 300,000 views, ensuring one view per screenshot from 300,000 unique screenshots. Each view is classified

based on its interactivity attributes derived from the corresponding VH and assigned to one of five UI component types. The distribution of these types is as follows: BUTTON forms the largest category with 157,590 instances, followed by TEXT with 55,049 instances. SCROLL ITEM accounts for 36,816 instances, while CHECKBOX and INPUT FIELD are represented by 24,023 and 35,361 instances, respectively. In total, the dataset contains 308,839 instances of UI components.

ScreenQA. We utilize the open-source ScreenAI [7] dataset, which includes a mixture of FullQA (85,984 pairs), ScreenAnnotation (22,076 pairs), ShortQA (171,115 pairs), and ComplexQA (11,781 pairs), totaling approximately 290K data pairs. During evaluation, we focus on the ShortQA and ComplexQA subsets to assess the model’s performance on both straightforward and complex queries.

5.3 Experimental Setup

5.3.1 Datasets. We use three dataset configurations to explore the impact of data scale and composition on model performance.

Rico [10], 66.1K. A widely-used dataset containing approximately 66,100 screenshot-VH pairs. This dataset provides a baseline for evaluating model performance on a standard data scale.

MobileViews, 66.1K and 500K. Two subsets of the MobileViews dataset are used for fine-tuning: a smaller subset of 66,100 screenshot-VH pairs and a larger subset of 500,000 pairs. These subsets allow us to evaluate the impact of dataset size on model performance.

5.3.2 Fine-tuning strategies. We employ two fine-tuning strategies to evaluate their respective effects on model performance: full-parameter fine-tuning alone and full-parameter fine-tuning followed by LoRA fine-tuning.

W/ LoRA fine-tuning. In this experiment, we apply LoRA fine-tuning to each downstream task following full-parameter fine-tuning. This strategy is intended to quantify the additional performance gains achieved through task-specific adaptations.

W/O LoRA fine-tuning. In this setup, we apply full-parameter fine-tuning on the VH generation task only, without any task-specific fine-tuning. This serves as a baseline to assess the performance gains solely from VH generation.

5.3.3 Models. We evaluate MiniCPM-V 2.0 (2.4B) [35] on both element-level and screen-level tasks, and InternVL2-2B [9] is evaluated on screen-level tasks only. We choose these two models because their parameter sizes allow them to run on-device, which is critical for screen assistants. They have also demonstrated SOTA performance on multimodal-related benchmarks.

5.3.4 Data Split. For VH generation and the three element-level tasks, we use a 90/10 split for training and evaluation. For the screen-level task, ScreenQA, we combine the official train and validation sets for training and reserve the test set for evaluation. This ensures the model is evaluated on unseen data across all tasks.

5.3.5 Metrics. We evaluate the model’s performance using the binary F1 score for tappability prediction and element relationship prediction, the multi-class F1 score for UI component identification, and the SQuAD F1 score [23] for ShortQA and ComplexQA.

5.4 Results and Analysis

After evaluation, we analyze the performance of the MiniCPM-V 2.0 and InternVL2-2B models across various dataset configurations and fine-tuning strategies. We focus on three main factors: dataset size, VH generation, and LoRA fine-tuning. The analysis covers both element-level tasks and screen-level tasks (ShortQA and ComplexQA), highlighting the impact of each factor on model performance.

VH Gen. Dataset	Data Size	LoRA FT	Tap Pred.	Rel. Pred.	Comp. ID
N/A	N/A	N	66.76	50.63	25.79
N/A	N/A	Y	77.96	71.08	59.33
Rico	66.1K	N	59.49	46.15	23.40
Rico	66.1K	Y	66.13	90.57	73.08
MobileViews	66.1K	N	45.76	17.69	21.97
MobileViews	66.1K	Y	77.10	91.17	63.96
MobileViews	500K	N	63.77	57.61	15.12
MobileViews	500K	Y	80.14	93.48	68.78

Table 4: Performance comparison of MiniCPM-V 2.0 across different dataset configurations and fine-tuning strategies on element-level tasks. Abbrs: VH Gen. (VH generation), Tap Pred. (tappability prediction), Rel. Pred. (element relationship prediction), Comp. ID (UI component identification).

VH Gen. Data Size	LoRA FT	ShortQA		ComplexQA	
		Mini.	Intern.	Mini.	Intern.
N/A	N	35.91	37.82	12.27	7.19
N/A	Y	68.39	72.75	55.21	68.80
66.1K	N	48.97	37.08	30.32	6.37
66.1K	Y	69.83	69.73	55.11	67.05
500K	N	31.20	20.87	12.84	0.95
500K	Y	73.33	71.76	60.56	70.18

Table 5: Performance comparison of MiniCPM-V 2.0 (Mini.) and InternVL2-2B (Intern.) on ShortQA and ComplexQA.

Impact of dataset size. A comparison between the MobileViews 66.1K and 500K datasets shows that larger dataset sizes generally lead to improved performance, particularly when paired with LoRA fine-tuning.

The increased data diversity in the 500K dataset enhances the model’s ability to generalize across various UI elements and complexities. Table 4 shows the tappability prediction improves from 77.10 with the 66.1K MobileViews dataset to 80.14 with the 500K dataset when LoRA fine-tuning is used. And Table 5 shows the ShortQA score for MiniCPM-V 2.0 increases from 69.83 to 73.33 with the larger MobileViews dataset.

However, without LoRA fine-tuning, performance decreases in some cases with the larger dataset. This could be due to the higher complexity introduced by the larger dataset, which may overwhelm the model without the task-specific adjustments provided by LoRA fine-tuning, resulting in suboptimal

learning outcomes. For instance, UI Component Identification drops from 21.97 with the 66.1K MobileViews dataset to 15.12 with the 500K dataset.

Interestingly, Table 4 shows that the Rico dataset (66.1K) achieves the best performance in UI Component Identification, with an F1 score of 73.08. One possible explanation for Rico’s superior performance in this task could be its simpler, more uniform UIs, which may present fewer edge cases compared to the more diverse MobileViews dataset.

Impact of VH generation. The effect of VH generation on performance is evident across multiple tasks.

VH generation contributes to a deeper understanding of UI structures, leading to better performance across various tasks. As shown in Table 4, Element Relationship Prediction improves significantly from 71.08 without VH generation to 93.48 on the 500K MobileViews dataset with VH generation and LoRA fine-tuning. This demonstrates how VH generation enhances the model’s ability to understand complex relationships within UI elements. Likewise, on the screen-level tasks (Table 5), MiniCPM-V 2.0’s ShortQA performance improves from 68.39 without VH generation to 73.33 with VH generation on the 500K MobileViews dataset.

A notable exception is found in InternVL’s ShortQA task (Table 5), where it achieves its highest score of 72.75 without VH generation but with LoRA fine-tuning. This suggests that for simpler tasks like ShortQA, the model may not rely as heavily on structural information and can still perform well without VH generation. However, with the larger 500K dataset and VH generation, the performance becomes more consistent overall, particularly for MiniCPM-V 2.0, indicating the broader utility of structural information in handling more complex UIs and tasks.

Impact of LoRA fine-tuning. When examining the impact of LoRA fine-tuning on model performance, we observe clear improvements across most tasks. In Table 4, Tappability Prediction increases from 66.76 (without LoRA) to 77.96, even without VH generation. Element Relationship Prediction follows the same trend, improving from 50.63 without LoRA to 71.08 with LoRA, and then to 93.48 with both LoRA and VH generation on the larger dataset. This shows how LoRA fine-tuning helps the model better understand UI relationships and interactions. In Table 5, LoRA fine-tuning similarly boosts ShortQA performance, with MiniCPM-V 2.0 improving from 35.91 (without LoRA) to 68.39 with LoRA, and reaching 73.33 with VH generation on the 500K dataset. ComplexQA also sees a jump from 12.27 without LoRA to 55.21 with it, and further to 60.56 with VH generation on the larger dataset. Overall, LoRA fine-tuning significantly boosts task performance, enabling better overall results across UI understanding tasks.

6 Limitations and Future Work

When evaluating the effectiveness of MobileViews and comparing it to Rico, we selected one unsupervised learning task, VH generation, to allow models to predict view hierarchies given a pixel-level screenshot. The goal of this task is to improve UI perception capabilities by fully utilizing the precise VH information, including UI component classes, labels, bounding boxes, and more. Although the results demonstrate that MobileViews enables screen assistants to perform better in most downstream tasks, there are still tasks that show no notable improvement over Rico or compared to models without VH generation training. For example, MiniCPM trained on Rico with 66.1K screens shows the best performance in UI component identification tasks. The original InternVL2 without VH generation training outperforms the model trained on 500K screens in MobileViews. We anticipate that this may be due to the different objectives of the unsupervised learning task and the downstream screen assistant tasks. Further exploration is needed to identify more meaningful tasks that can better utilize such a large-scale dataset.

Another key piece of the dataset not utilized in MobileViews is UI trajectories. Each UI trajectory represents a path from one UI state to another. This aligns with the working paradigm of mobile UI automation agents [31, 33, 34, 37]. AITW [25] also provides task descriptions for each UI trajectory through extensive human annotation, making it a comprehensive resource for supervised learning in UI automation tasks. However, we believe MobileViews has the potential to be an even better resource for UI automation tasks, as it encompasses a more diverse range of apps and screens. This diversity is a key factor in the generalization abilities of UI automation agents, as observed in prior studies [25, 39]. One possible future use of MobileViews could be task instruction generation, which we leave for future work.

7 Conclusion

To augment mobile screen assistants, it is crucial to train existing multimodal LLMs on large-scale, comprehensive mobile screen datasets. Recognizing the lack of such a dataset, we propose MobileViews, the largest mobile screen dataset, which includes more than 600K screenshot-VH pairs and covers over 20K modern mobile apps. We design a highly parallelized, LLM-enhanced automatic app interaction approach for efficiently acquiring the dataset. The effectiveness of MobileViews is demonstrated by training and evaluating multimodal LLMs using MobileViews and Rico, respectively. The results highlight the necessity of constructing such a large-scale mobile screen dataset, and motivate us to continue collecting mobile screens in MobileViews.

References

- [1] 2023. UI/Application Exerciser Monkey. <https://developer.android.com/studio/test/other-testing-tools/monkey>.
- [2] 2024. Android Debug Bridge (adb). <https://developer.android.com/tools/adb>.
- [3] 2024. Microsoft's Recall AI feature won't be available for Windows testers until October. <https://www.theverge.com/2024/8/21/24225439/microsoft-recall-windows-ai-feature-october-testing>.
- [4] 2024. xiacong/uiautomator: Python wrapper of Android uiautomator test tool. <https://github.com/xiacong/uiautomator>.
- [5] Marah Abidin, Sam Ade Jacobs, Ammar Ahmad Awan, Jyoti Aneja, Ahmed Awadallah, Hany Awadalla, Nguyen Bach, Amit Bahree, Arash Bakhtiari, Harkirat Behl, et al. 2024. Phi-3 technical report: A highly capable language model locally on your phone. *arXiv preprint arXiv:2404.14219* (2024).
- [6] Apple Inc. 2024. Human Interface Guidelines - Accessibility. <https://developer.apple.com/design/human-interface-guidelines/accessibility> [Online; accessed August 24, 2024].
- [7] Gilles Baechler, Srinivas Sunkara, Maria Wang, Fedir Zubach, Hassan Mansoor, Vincent Etter, Victor Cărbune, Jason Lin, Jindong Chen, and Abhanshu Sharma. 2024. ScreenAI: A Vision-Language Model for UI and Infographics Understanding. *arXiv:2402.04615* [cs.CV]
- [8] Johannes Buchner. 2024. ImageHash: An image hashing library written in Python. <https://github.com/JohannesBuchner/imagehash> [Online; accessed September 1, 2024].
- [9] Zhe Chen, Jiannan Wu, Wenhai Wang, Weijie Su, Guo Chen, Sen Xing, Muyan Zhong, Qinglong Zhang, Xizhou Zhu, Lewei Lu, Bin Li, Ping Luo, Tong Lu, Yu Qiao, and Jifeng Dai. 2023. InternVL: Scaling up Vision Foundation Models and Aligning for Generic Visual-Linguistic Tasks. *arXiv preprint arXiv:2312.14238* (2023).
- [10] Biplab Deka, Zifeng Huang, Chad Franzen, Joshua Hibsman, Daniel Afergan, Yang Li, Jeffrey Nichols, and Ranjitha Kumar. 2017. Rico: A mobile app dataset for building data-driven design applications. In *Proceedings of the 30th annual ACM symposium on user interface software and technology*. 845–854.
- [11] Raymond Fok, Mingyuan Zhong, Anne Spencer Ross, James Fogarty, and Jacob O. Wobbrock. 2022. A Large-Scale Longitudinal Analysis of Missing Label Accessibility Failures in Android Apps. In *Proceedings of the 2022 CHI Conference on Human Factors in Computing Systems*. 1–16.
- [12] Google. 2024. Use Google Assistant to summarize web pages. <https://support.google.com/assistant/answer/14163109?hl=en>.
- [13] Google Inc. 2024. Google Accessibility Guidelines. <https://developer.android.com/guide/topics/ui/accessibility/apps> [Online; accessed August 24, 2024].
- [14] Tom Gunter, Zirui Wang, Chong Wang, Ruoming Pang, Andy Narayanan, Aonan Zhang, Bowen Zhang, Chen Chen, Chung-Cheng Chiu, David Qiu, et al. 2024. Apple Intelligence Foundation Language Models. *arXiv preprint arXiv:2407.21075* (2024).
- [15] Wenyi Hong, Weihang Wang, Qingsong Lv, Jiazheng Xu, Wenmeng Yu, Junhui Ji, Yan Wang, Zihan Wang, Yuxiao Dong, Ming Ding, et al. 2023. CogAgent: A Visual Language Model for GUI Agents. *arXiv preprint arXiv:2312.08914* (2023).
- [16] Yu-Chung Hsiao, Fedir Zubach, Maria Wang, et al. 2022. Screenqa: Large-scale question-answer pairs over mobile app screenshots. *arXiv preprint arXiv:2209.08199* (2022).
- [17] Yang Li, Jiacong He, Xin Zhou, Yuan Zhang, and Jason Baldridge. 2020. Mapping natural language instructions to mobile UI action sequences. *arXiv preprint arXiv:2005.03776* (2020).
- [18] Yang Li, Gang Li, Luheng He, Jingjie Zheng, Hong Li, and Zhiwei Guan. 2020. Widget captioning: Generating natural language description for mobile user interface elements. *arXiv preprint arXiv:2010.04295* (2020).
- [19] Yuanchun Li, Ziyue Yang, Yao Guo, and Xiangqun Chen. 2017. Droidbot: a lightweight ui-guided test input generator for android. In *2017 IEEE/ACM 39th International Conference on Software Engineering Companion (ICSE-C)*. IEEE, 23–26.
- [20] Hao Lin, Jiaxing Qiu, Hongyi Wang, Zhenhua Li, Liangyi Gong, Di Gao, Yunhao Liu, Feng Qian, Zhao Zhang, Ping Yang, et al. 2023. Virtual device farms for mobile app testing at scale: A pursuit for fidelity, efficiency, and accessibility. In *Proceedings of the 29th Annual International Conference on Mobile Computing and Networking*. 1–17.
- [21] OpenAI. 2023. GPT-4V(ision) system card. <https://openai.com/research/gpt-4v-system-card>.
- [22] OpenAI. 2024. Hello GPT-4o. <https://openai.com/index/hello-gpt-4o/>.
- [23] Pranav Rajpurkar, Jian Zhang, Konstantin Lopyrev, and Percy Liang. 2016. SQuAD: 100,000+ Questions for Machine Comprehension of Text. *arXiv:1606.05250* [cs.CL] <https://arxiv.org/abs/1606.05250>
- [24] Christopher Rawles, Sarah Clincemallie, Yifan Chang, Jonathan Waltz, Gabrielle Lau, Marybeth Fair, Alice Li, William Bishop, Wei Li, Folawiyoy Campbell-Ajala, et al. 2024. AndroidWorld: A dynamic benchmarking environment for autonomous agents. *arXiv preprint arXiv:2405.14573* (2024).
- [25] Christopher Rawles, Alice Li, Daniel Rodriguez, Oriana Riva, and Timothy Lillicrap. 2023. Android in the wild: A large-scale dataset for android device control. *arXiv preprint arXiv:2307.10088* (2023).
- [26] Machel Reid, Nikolay Savinov, Denis Teplyashin, Dmitry Lepikhin, Timothy Lillicrap, Jean-baptiste Alayrac, Radu Soricut, Angeliki Lazaridou, Orhan Firat, Julian Schrittwieser, et al. 2024. Gemini 1.5: Unlocking multimodal understanding across millions of tokens of context. *arXiv preprint arXiv:2403.05530* (2024).
- [27] Samsung. 2024. How to set up and use the Browsing assist features on the Galaxy S24. <https://www.samsung.com/levant/support/mobile-devices/how-to-set-up-and-use-the-browsing-assist-features-on-the-galaxy-s24/>.
- [28] Liangtai Sun, Xingyu Chen, Lu Chen, Tianle Dai, Zichen Zhu, and Kai Yu. 2022. META-GUI: Towards Multi-modal Conversational Agents on Mobile GUI. *arXiv preprint arXiv:2205.11029* (2022).
- [29] Daniel Toyama, Philippe Hamel, Anita Gergely, Gheorghe Comanici, Amelia Glaese, Zafarali Ahmed, Tyler Jackson, Shibl Mourad, and Doina Precup. 2021. Androidenv: A reinforcement learning platform for android. *arXiv preprint arXiv:2105.13231* (2021).
- [30] Bryan Wang, Gang Li, Xin Zhou, Zhouong Chen, Tovi Grossman, and Yang Li. 2021. Screen2words: Automatic mobile UI summarization with multimodal learning. In *The 34th Annual ACM Symposium on User Interface Software and Technology*. 498–510.
- [31] Hao Wen, Yuanchun Li, Guohong Liu, Shanhui Zhao, Tao Yu, Toby Jia-Jun Li, Shiqi Jiang, Yunhao Liu, Yaqin Zhang, and Yunxin Liu. 2024. Autodroid: Llm-powered task automation in android. In *Proceedings of the 30th Annual International Conference on Mobile Computing and Networking*. 543–557.
- [32] Mingzhe Xing, Rongkai Zhang, Hui Xue, Qi Chen, Fan Yang, and Zhen Xiao. 2024. Understanding the Weakness of Large Language Model Agents within a Complex Android Environment. *arXiv preprint arXiv:2402.06596* (2024).
- [33] An Yan, Zhengyuan Yang, Wanrong Zhu, Kevin Lin, Linjie Li, Jianfeng Wang, Jianwei Yang, Yiwu Zhong, Julian McAuley, Jianfeng Gao, et al. 2023. GPT-4V in Wonderland: Large Multimodal Models for Zero-Shot Smartphone GUI Navigation. *arXiv preprint arXiv:2311.07562* (2023).
- [34] Zhao Yang, Jiaxuan Liu, Yucheng Han, Xin Chen, Zebiao Huang, Bin Fu, and Gang Yu. 2023. AppAgent: Multimodal Agents as Smartphone Users. *arXiv preprint arXiv:2312.13771* (2023).
- [35] Yuan Yao, Tianyu Yu, Ao Zhang, Chongyi Wang, Junbo Cui, Hongji Zhu, Tianchi Cai, Haoyu Li, Weilin Zhao, Zhihui He, et al. 2024.

- MiniCPM-V: A GPT-4V Level MLLM on Your Phone. *arXiv preprint arXiv:2408.01800* (2024).
- [36] Keen You, Haotian Zhang, Eldon Schoop, Floris Weers, Amanda Swearngin, Jeffrey Nichols, Yinfei Yang, and Zhe Gan. 2024. Ferret-UI: Grounded Mobile UI Understanding with Multimodal LLMs. *arXiv preprint arXiv:2404.05719* (2024).
- [37] Zhuosheng Zhan and Aston Zhang. 2023. You only look at screens: Multimodal chain-of-action agents. *arXiv preprint arXiv:2309.11436* (2023).
- [38] Li Zhang, Zhe Fu, Boqing Shi, Xiang Li, Rujin Lai, Chenyang Yang, Ao Zhou, Xiao Ma, Shangguang Wang, and Mengwei Xu. 2024. More is Different: Prototyping and Analyzing a New Form of Edge Server with Massive Mobile SoCs. In *2024 USENIX Annual Technical Conference (USENIX ATC 24)*. 285–302.
- [39] Li Zhang, Shihe Wang, Xianqing Jia, Zhihan Zheng, Yunhe Yan, Longxi Gao, Yuanchun Li, and Mengwei Xu. 2024. LlamaTouch: A Faithful and Scalable Testbed for Mobile UI Task Automation. arXiv:2404.16054 [cs.HC] <https://arxiv.org/abs/2404.16054>