

MMSEARCH: BENCHMARKING THE POTENTIAL OF LARGE MODELS AS MULTI-MODAL SEARCH ENGINES

Dongzhi Jiang^{1*}, Renrui Zhang^{1,2*†}, Ziyu Guo³, Yanmin Wu⁵, Jiayi Lei⁴, Pengshuo Qiu⁴
Pan Lu⁶, Zehui Chen², Guanglu Song⁷, Peng Gao⁴, Yu Liu⁷, Chunyuan Li², Hongsheng Li^{1‡}

¹CUHK MMLab ²ByteDance ³CUHK MiuLar Lab ⁴Shanghai AI Laboratory
⁵Peking University ⁶Stanford University ⁷Sensetime Research
{dzjiang, renruizhang, ziyuguo}@link.cuhk.edu.hk

* Equal contribution † Project lead ‡ Corresponding author

Project Page: <https://mmsearch.github.io>

ABSTRACT

The advent of Large Language Models (LLMs) has paved the way for AI search engines, e.g., SearchGPT, showcasing a new paradigm in human-internet interaction. However, most current AI search engines are limited to text-only settings, neglecting the multimodal user queries and the text-image interleaved nature of website information. Recently, Large Multimodal Models (LMMs) have made impressive strides. Yet, whether they can function as AI search engines remains under-explored, leaving the potential of LMMs in multimodal search an open question. To this end, we first design a delicate pipeline, **MMSEARCH-ENGINE**, to empower any LMMs with multimodal search capabilities. On top of this, we introduce **MMSEARCH**, a comprehensive evaluation benchmark to assess the multimodal search performance of LMMs. The curated dataset contains 300 manually collected instances spanning 14 subfields, which involves no overlap with the current LMMs’ training data, ensuring the correct answer can only be obtained within searching. By using **MMSEARCH-ENGINE**, the LMMs are evaluated by performing three individual tasks (requery, rerank, and summarization), and one challenging end-to-end task with a complete searching process. We conduct extensive experiments on closed-source and open-source LMMs. Among all tested models, GPT-4o with **MMSEARCH-ENGINE** achieves the best results, which surpasses the commercial product, Perplexity Pro, in the end-to-end task, demonstrating the effectiveness of our proposed pipeline. We further present error analysis to unveil current LMMs still struggle to fully grasp the multimodal search tasks, and conduct ablation study to indicate the potential of scaling test-time computation for AI search engine. We hope **MMSEARCH** may provide unique insights to guide the future development of multimodal AI search engine.

1 INTRODUCTION

Search engines (Brin & Page, 1998) have been the main tools for humans to navigate through the overwhelming quantity of online resources. Recently, Large Language Models (LLMs) (OpenAI, 2023a;b; Touvron et al., 2023a) have demonstrated impressive performance on various zero-shot downstream applications. On top of this, AI search engine (OpenAI, 2024c), which integrates LLMs with traditional search engines, stands among one of the most promising ones. It points the direction of the next-generation interaction paradigm of human and Internet. Combining the language understanding ability of LLMs and up-to-date information from the Internet, AI search engines could better grasp the user’s intention and summarize contextual-aligned answers from the raw web

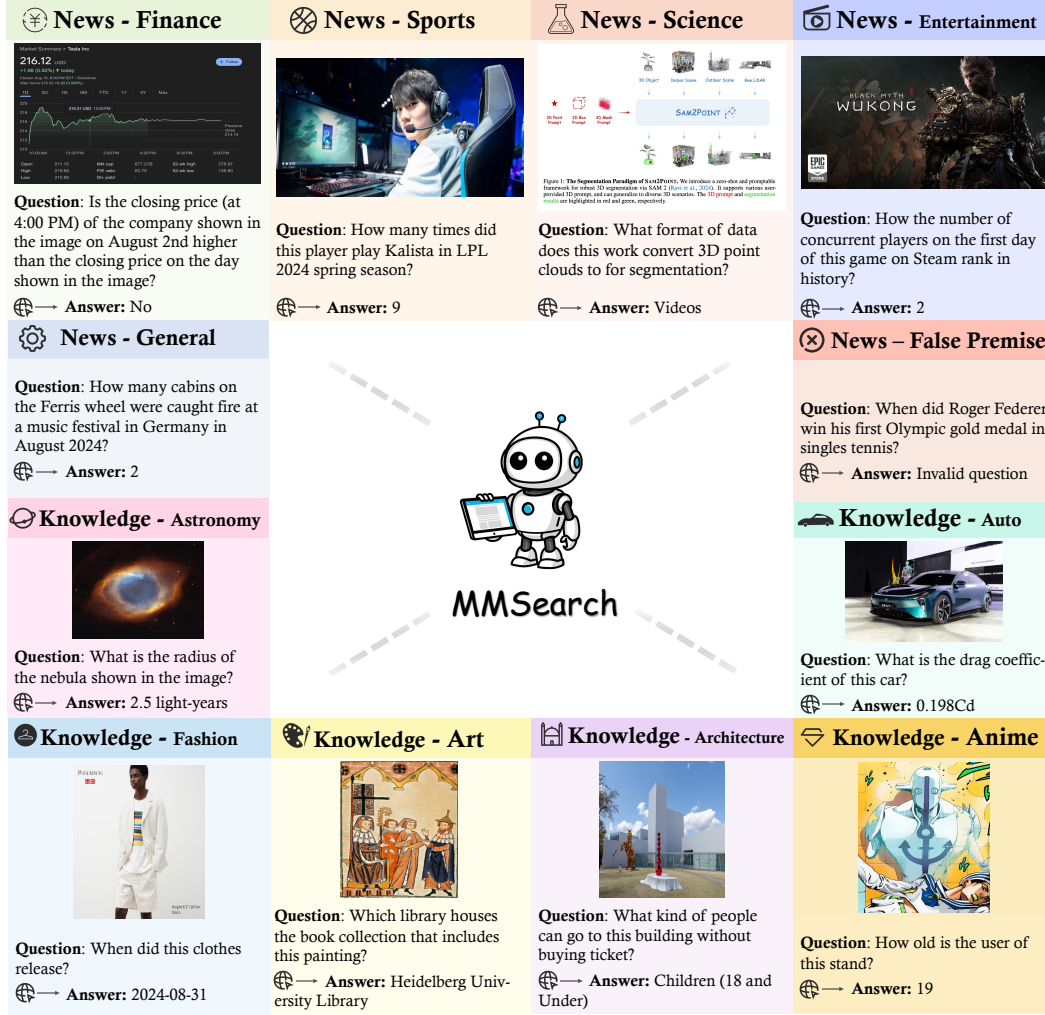


Figure 1: **Overview of the MMSEARCH Benchmark.** MMSEARCH aims to evaluate any LMM’s potential to be a multimodal AI search engine. The benchmark contains two primary areas: latest news and rare knowledge to ensure no overlap with LMM’s inherent knowledge.

information. These systems can only process textual queries and interpret textual web content, significantly constraining user query scenarios and information-seeking methods (Barbany et al., 2024; Xie et al., 2024). This limitation impacts both the range of input queries and the accuracy of results (Jiang et al., 2024a; Chen et al., 2021; Lù et al., 2024), particularly given the complexity and interleaved nature of modern websites (Liu et al., 2024b). For example, consider a scenario where you possess numerous medals belonging to your grandfather but are unaware of their specific names. A multimodal AI search engine could match photographs of these medals with an interleaved table of images and text retrieved from the Internet, thereby identifying each medal. In contrast, text-only search engines can neither take photographs for searching nor understand the interleaved table. Hence, a multimodal AI search engine is crucial for advancing information retrieval and analysis.

On the other hand, with the recent rapid advancements, Large Multimodal Models (LMMs) (Liu et al., 2023a; Lin et al., 2023; OpenAI, 2023c; Gao et al., 2024; Zhang et al., 2024b) have showcased significant abilities across diverse scenarios, including general image understanding (Fu et al., 2023; Liu et al., 2023b; Yu et al., 2023), expert image reasoning (Zhang et al., 2024d; Gao et al., 2023a; Zhang et al., 2024c; Guo et al., 2024a), multi-image perception (Li et al., 2024a; Wang et al., 2024; Jiang et al., 2024b; Li et al., 2024c), and spatial environment perception (Guo et al., 2023; Yang et al., 2023; Han et al., 2023). Despite these developments, a framework for LMMs to function as

multimodal AI search engines remains largely unexplored. Consequently, the potential of LMMs in multimodal searching also remains a significant open question.

To bridge this gap, we first present MMSEARCH-ENGINE, a multimodal AI search engine pipeline, empowering any LMMs with advanced search capabilities. MMSEARCH-ENGINE maximizes the utilization of LMMs’ multimodal information comprehension abilities, incorporating both visual and textual website content as information sources. On top of this, we introduce MMSEARCH, a multimodal AI search engine benchmark to comprehensively evaluate LMMs’ searching performance. The design of MMSEARCH-ENGINE facilitates the zero-shot evaluation of any LMMs within the context of AI search engine. Our experiment covers state-of-the-art closed-source (OpenAI, 2023c; Anthropic, 2024; Gemini Team, 2023) and open-source LMMs (Li et al., 2024b; Qwen Team, 2024; Chen et al., 2024d; Ye et al., 2024). Our efforts are summarized as follows:

- i. **MMSEARCH-ENGINE, a multimodal AI search engine pipeline for LMMs**, empowering large models for multimodal searching. In contrast with the conventional text-only AI search engines, MMSEARCH-ENGINE fully integrates multimodal information in two ways: (i) for queries containing images, we conduct web searches across both textual and visual modalities. We utilize Google Lens ([len](#)) to identify critical visual information from the input image; (ii) all search results are presented in both textual and visual formats, ensuring a comprehensive understanding of the interleaved website content. The working flow of MMSEARCH-ENGINE contains multi-round interaction between LMM and the Internet. The LMM needs to first *requery* the user question into a search-engine-friendly format. Then, the LMM *reranks* the retrieved websites based on its helpfulness. Finally, the LMM is required to *summarize* the answer based on the most informative webpage content selected from the rerank. Thanks to the design of the pipeline, we propose a step-wise evaluation strategy on the three core tasks within the searching process: *requery*, *rerank*, and *summarization*. The final score is weighted by the end-to-end evaluation results and scores of the three core tasks.
- ii. **MMSEARCH, a comprehensive benchmark for multimodal AI search engines**, which, to our best knowledge, serves as the first evaluation dataset to measure LMMs’ multimodal searching capabilities. Our benchmark categorizes searching queries into two primary areas: *News* and *Knowledge*, as shown in Fig. 1. We employed different strategies for these two areas to ensure the challenging nature of the benchmark. *News* area covers the latest news at the time of data collection (August, 2024). This is to guarantee the answers to the queries will not be present in the training data of LMMs. As for the area of *Knowledge*, we collect queries requiring rare knowledge and then select the queries unable to be answered by current SoTA LMMs such as GPT-4o (OpenAI, 2024b) or Claude-3.5 (Anthropic, 2024). The two areas sum up to 14 subfields. In total, MMSEARCH encompasses 300 meticulously collected queries, with 2901 unique images.
- iii. **Extensive experiments and error analysis for future development direction**. We evaluate popular closed-source models and open-source LMMs on MMSEARCH. GPT-4o achieves the best overall performance across different tasks. Surprisingly, our MMSEARCH-ENGINE equipped with SoTA LMMs, such as GPT-4o and Claude 3.5 Sonnet, even surpasses the prominent commercial AI search engine Perplexity Pro ([Perplexity](#)) in the end-to-end task. Our thorough error analysis reveals that current LMMs still struggle to generalize to multimodal search-specific tasks. Their poor *requery* and *rerank* capabilities significantly limit their ability to correctly identify useful websites and extract relevant answers. Additionally, we identify five error types for *requery* and *summarization* tasks, respectively. We find that current LMMs cannot fully understand the *requery* task and do not know how to query the search engine. As for the *summarization* task, LMMs often have difficulty in extracting useful information, either from text or images. These capabilities are essential for LMMs to function as robust multimodal search engines and require further development. We also conduct a preliminary ablation study to explore the potential of scaling test-time computation versus scaling model size (OpenAI, 2024a). Initial results indicate that scaling test-time computation demonstrates superior performance in this task.

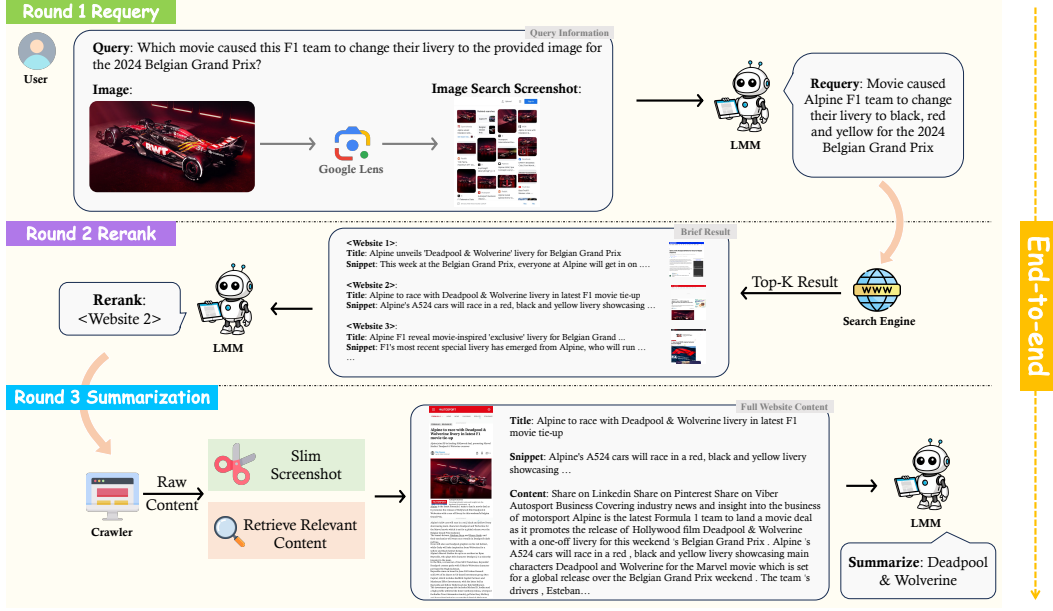


Figure 2: **The Pipeline of MMSEARCH-ENGINE.** The process comprises three sequential stages executed by a LMM: (i) requery, (ii) rerank, and (iii) summarization. In the end-to-end evaluation task, the LMM completes these three stages sequentially to generate the final output.

2 MMSEARCH

In Section 2.1, we first detail the design of our multimodal AI search engine pipeline, which serves as both data collection and evaluation tools. Then, in Section 2.2, we detail the data composition and collection of the curated multimodal search benchmark MMSEARCH. Then, in Section 2.3, we elaborate on our step-wise evaluation strategy. Finally, we detail the dynamic nature of our benchmark in Section 2.4.

2.1 MMSEARCH-ENGINE: A MULTIMODAL AI SEARCH ENGINE PIPELINE

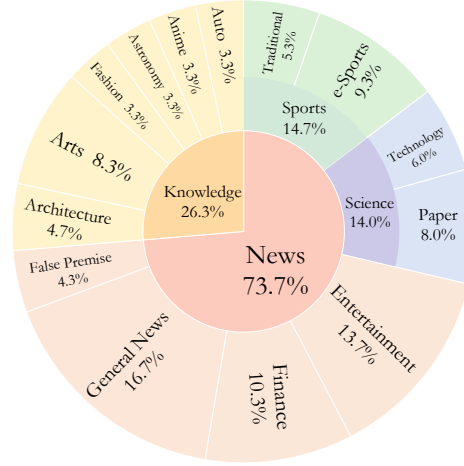
The searching process is a complex action including multi-round interactions between LMMs and conventional search engines. We develop a delicate pipeline that queries LMMs multiple times to accomplish this task. Leveraging the image comprehension capabilities of LMMs, we incorporate two types of visual data. First, we incorporate Google Lens ([len](#)) to search for information from the image. The second type of visual data is the screenshot of the retrieved websites, in the purpose of preserving the original format of website content. Our framework is shown in Fig. 2. Below we detail how an LMM works with this pipeline, which comprises three sequential phases:

- i. *Requery.* The query direct from users may contain references to certain information in the image, e.g., the *News-Finance* example shown in Fig. 1. Since a conventional search engine only accept text-only input, it is necessary for LMM to translate the image content and combine it with the query to ask a valid question to it. In addition, the raw user query may be ambiguous or inefficient sometimes ([Chan et al., 2024](#); [Ma et al., 2023](#)), reformulating the query to be more clear is also a must for LMM. If the user query contains an image, we incorporate the screenshot of the image search result from the google lens ([len](#)). We treat the user query, user image, and the image search screenshot as basic information of the query. This information will be input to LMM in every round in the pipeline. For the requery round, we prompt LMM to output a requery to a conventional search engine.
- ii. *Rerank.* The requery is sent to a search engine API, e.g., DuckDuckGo, to retrieve top K relevant websites. Depending on the requery quality, not all retrieved websites are necessarily relevant for query answering. Hence, we prompt LMM to select one most informative website for answer summarization. Due to the LMM’s context length limitations and the

Table 1: Key Statistics of MMSEARCH.

Statistic	Number
Total questions	300
- Questions with images	171 (57.0%)
- Questions without images	129 (43.0%)
Total Websites	2,280
Total Areas/Subfields	2/14
Number of unique images	2,901
- Query images	163
- Google search images	163
- Top section screenshot images	2,280
- Full-page screenshot images	295
Number of unique questions	289
Number of unique requeries	289
Number of unique reranked websites	2,400
Number of unique answers	264
Maximum question length	41
Maximum answer length	12
Average question length	14.0
Average answer length	1.9

Figure 3: Area and Subfield Distribution of MMSEARCH.



extensive content of websites, we provide only essential information of each website, which we term *brief results*. These brief results include the title, the snippet, and a screenshot of the webpage’s top section, which serves as the input for LMM’s reranking. The inclusion of the screenshot serves two purposes. First, the screenshot offers a visual cue to assess the web’s credibility, as a well-organized website often appears more trustworthy than one cluttered with advertisements (Fogg et al., 2001; Sillence et al., 2004). Additionally, the screenshot may contain essential visual information. For instance, it might include images similar or identical to query images, as shown in the *Website 2* in Fig. 2.

- iii. *Summarization*. We start by crawling the selected website to gather all the available information. We parse the HTML to obtain the raw textual content and capture a full-page screenshot of the website. However, there are two issues: the raw content tends to be extensively lengthy and disorganized, while substantial areas in the full-page screenshot are blank due to the ad blocks on the website. These two issues lead to a large number of input tokens filled with irrelevant information. To enhance data efficiency, we slim the screenshot and retrieve the relevant content before inputting them to LMM. For the full-page screenshot, we identify the blank areas and remove them iteratively, detailed in Appendix B. As for the text content, we apply a text embedding model (Chen et al., 2024a) to retrieve a maximum of 2K tokens relevant to the requery from the raw content. We define the slimmed screenshot and the retrieved content as *full website content*. Finally, we input the full website content, website title, and website snippet, along with the query information, to LMM for summarizing the answer.

2.2 DATA COMPOSITION AND COLLECTION

To thoroughly assess multimodal search proficiency, we compile a comprehensive problem set covering a broad spectrum of news topics, specialized knowledge domains, and query image patterns. This widespread collection for MMSEARCH aims to simulate diverse user searching scenarios, ensuring a robust evaluation of LMMs’ capabilities in multimodal search.

Data Composition and Categorization. Our benchmark aims to isolate LMMs’ inherent knowledge and assess their actual search capabilities. We focus on two primary areas: *News* and *Knowledge*. For the *News* area, the queries are related to the latest news at the time of data collection (August 2024). This guarantees no overlap between the current LMMs’ training data and questions in our benchmark. All questions in this area are recorded with their occurrence time. For fairness, LMMs with recently updated knowledge should be tested on queries that occurred after their latest data update. Due to its time-sensitive nature, the *News* area serves as a dynamic part of our benchmark. Please refer to Section 2.4 for details. As for the *Knowledge* area, we focus on rare knowledge in targeted domains. Each question proposed by an annotator is verified to be beyond the

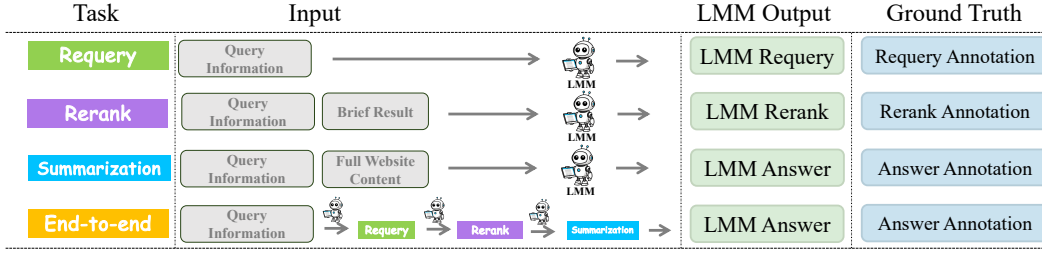


Figure 4: **Outline of Evaluation Tasks, Inputs, and Outputs.** Our evaluation contains four tasks. The requery, rerank, and summarization tasks assess the LMM’s proficiency in individual pipeline rounds. The end-to-end task simulates a real-world search scenario by sequentially executing all three stages. An example of the input and output is shown in Fig. 6.

capabilities of state-of-the-art Large Language Models (LLMs) such as GPT-4o (OpenAI, 2024b) or Claude 3.5 Sonnet (Anthropic, 2024). The *Knowledge* area serves as a static component of our benchmark and remains constant over time. We collect a total of 300 queries across the 2 primary areas and 14 subfields. Detailed statistics for data composition and categorization are presented in Table 1 and Fig. 3. Definitions of each subfield are in Appendix C.1.

Data Collection and Review Process. Thanks to the design of our pipeline, the data collection process follows similar procedure introduced in the pipeline. An annotator is first required to propose a query and provide its answer, either sourced from the latest news or rare knowledge. The annotator then formulates a requery based on the query information. After K websites are retrieved from the search engine, the annotator is required to divide all K websites into three sets based on the brief results: *valid* (likely to contain the answer), *unsure* (relevance is difficult to determine), and *invalid* (entirely irrelevant to the question). We mandate that at least one website must be classified as *valid*; if this criterion is not met, the annotator is required to adjust the requery to obtain new search results. Finally, we randomly pick one website from the *valid* set and obtain its full content. To ensure the question is answerable, another annotator is employed to give an answer to the query based on the full content. If the answer is incorrect, the question needs to be revised until it is answerable.

2.3 EVALUATION PROTOCOL

In contrast with previous LMM benchmarks, the multimodal search process of LMM contains multiple rounds. Only the end-to-end evaluation of the final answer is inadequate to reveal the models’ deficiency in each core searching step. For example, the errors made by the model may occur during the summarization process, but it might also stem from choosing an incorrect website during the reranking stage. To this end, we propose a step-wise strategy to evaluate the LMMs’ capability on the three core searching steps, in addition to the end-to-end evaluation.

- **End-to-end score (S_{e2e}):** We compute the F1 score between the predicted answer and the ground truth to judge if the answer is correct.
- **Requery score (S_{req}):** We apply the average of ROUGE-L and BLEU-1 scores to measure the similarity between the model’s requery and human-annotated requery.
- **Rerank score (S_{rer}):** The rerank score is derived from the LMM’s selection among K pre-defined websites. The score values is 1.0 for valid set, 0.5 for unsure set, and 0 for invalid set or incorrect format.
- **Summarization score (S_{sum}):** Again, we compute the F1 score of LMM’s answer based on a pre-defined website content against ground truth.

The input, output, and ground truth of the four tasks are visualized in Fig. 4. The final score is weighted by these four scores. We assign the highest weight (75%) to the end-to-end task, as it reflects the real-world multimodal search capability. The remaining 25% is distributed among the intermediate steps: 10% each for the rerank and summarization tasks, and 5% for the requery task. The lower weight for the requery task accounts for the inherent uncertainty in this process. The scoring process can be formulated as:

$$S_{final} = 0.75 \cdot S_{e2e} + 0.05 \cdot S_{req} + 0.1 \cdot S_{rer} + 0.1 \cdot S_{sum} \quad (1)$$

2.4 BENCHMARK EVOLUTION

In Fig. 5, we showcase the statistics of data timestamp distribution in the *News* area. Our dataset spans from 1st May 2024 to 31th August 2024. By the time of evaluation, we inspect the knowledge cutoff dates of the closed-source models. Claude 3.5 Sonnet reports a knowledge cutoff of April 2024, while both GPT-4V and GPT-4o state they lack information from 2024. For open-source models, we examine their release dates and training data, confirming that none possess knowledge beyond May 2024. This temporal gap ensures the fairness of our evaluation, as the models’ performance solely reflects their multimodal search capabilities rather than pre-existing knowledge. We will update the *News* area if a new LMM’s training data may overlap with our collection period.

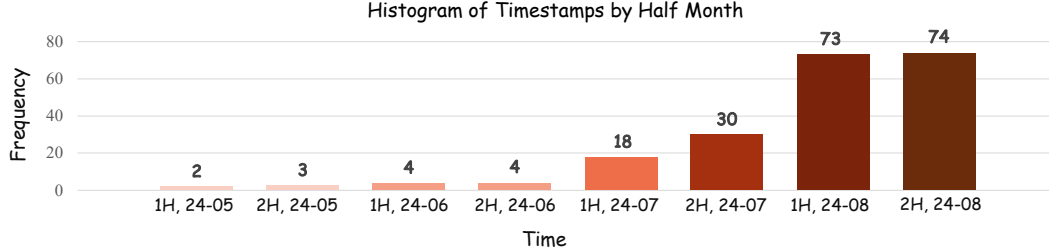


Figure 5: **Timestamps Distribution of Questions in the News Area.** All events of our collected data occurred after May 2024. The majority of data concentrates on August. This ensures the data captures only recent events, falling beyond the knowledge cutoff dates of LMMs. The False Premise subfield is not included, since it is infeasible to determine the timestamp for an event that never occurred.

3 EXPERIMENT

In this section, we conduct a systematic evaluation of existing LMMs on MMSEARCH. We first introduce the experimental setup in Section 3.1. Then, we detail the quantitative results in Section 3.2 and narrate the error analysis in Section 3.3. Finally, we explore scaling test-time compute versus scaling model size in Section 3.4.

3.1 EXPERIMENT SETUP

Evaluation Models We examine the performance of foundation models across three distinct categories on MMSEARCH: (a) *Commercial AI Search Engines*, represented by Perplexity (Perplexity). We test the pro version of Perplexity, which takes only the user query and image as input. Since SearchGPT (OpenAI, 2024c) has not been public yet, we do not test on it. (b) *Closed-source LMMs*, represented by models like GPT-4V (OpenAI, 2023c), GPT-4o (OpenAI, 2024b), and Claude 3.5 Sonnet (Anthropic, 2024), and (c) *Open-source LMMs*, featuring models such as LLaVA-OneVision-7B (Li et al., 2024b) (Qwen2-7B (Yang et al., 2024a)), LLaVA-OneVision-72B (Li et al., 2024b) (Qwen2-72B (Yang et al., 2024a)), LLaVA-NeXT-Interleave (Li et al., 2024c) (Qwen1.5-7B (Yang et al., 2024a)), InternVL2 (Chen et al., 2024d) (InternLM2.5-7B-Chat (Cai et al., 2024)), InternLM-XC2.5 (Zhang et al., 2024a) (InternLM2-7B (Cai et al., 2024)), Qwen2-VL-7B (Qwen Team, 2024) (Qwen2-7B (Yang et al., 2024a)), Qwen2-VL-72B (Qwen Team, 2024) (Qwen2-72B (Yang et al., 2024a)), mPlug-Owl3 (Ye et al., 2024) (Qwen2-7B (Yang et al., 2024a)), Idefics3 (Laurençon et al., 2024) (LLaMA3.1-7B-Instruct (AI@Meta, 2024)), and Mantis (Jiang et al., 2024b) (LLaMA3-7B (AI@Meta, 2024)). Note that the open-source LMMs’ sizes are 7B unless otherwise specified.

Implementation Details. We set the number of retrieved websites K as 8. All our experiments of open-source models are conducted without any fine-tuning on search data or tasks. As for the prompts, the requery prompt contains 3 examples to better guide LMMs to output a valid requery. While prompts for other tasks are all in a zero-shot setting. We prompt the LMM to output as few words as possible for a better match with the ground truth. We employ the metric introduced in Section 2.3. Besides, we recruit eight qualified college students and ask them to solve the problems

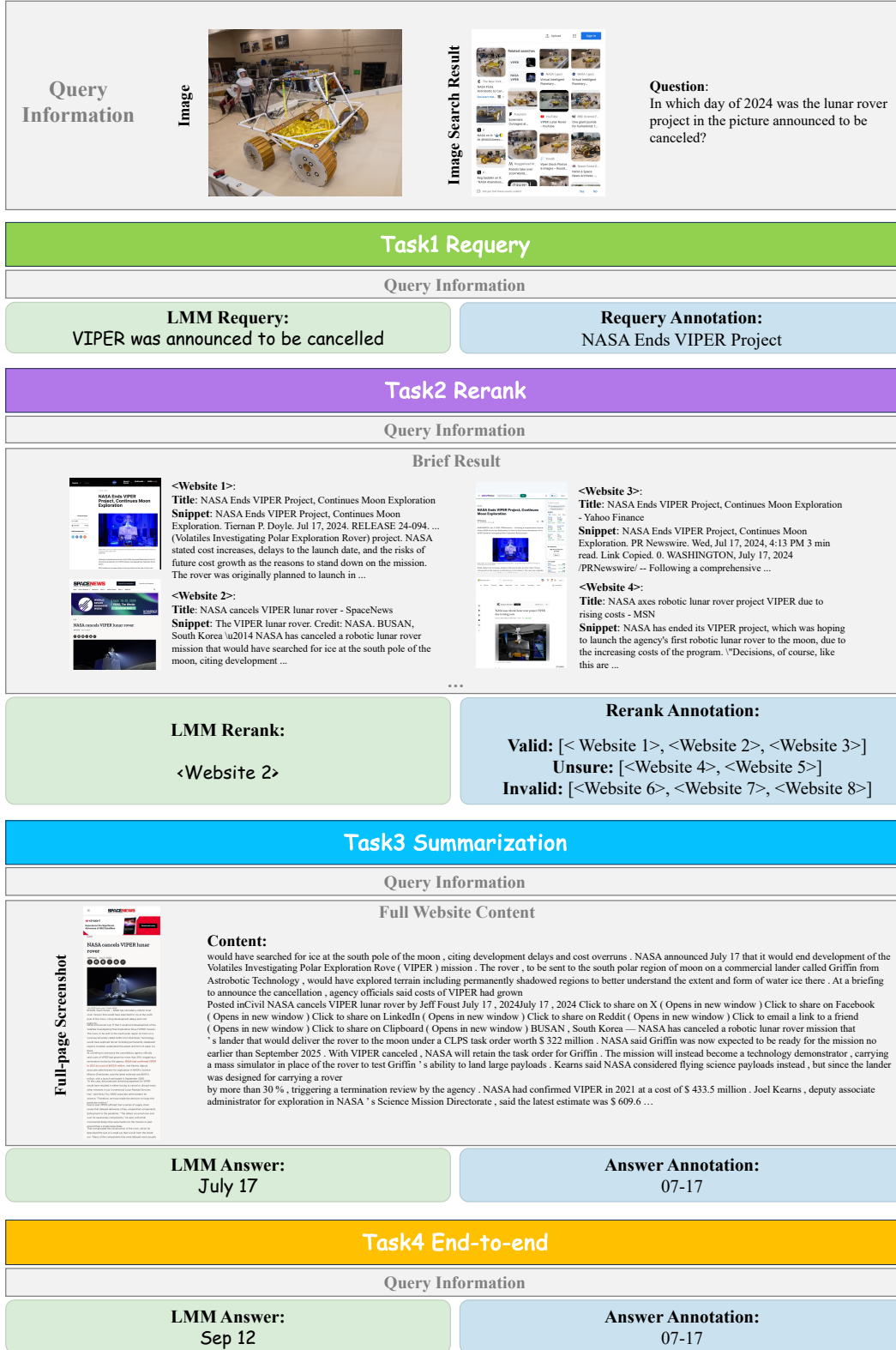


Table 2: **Evaluation Results of Four Tasks in MMSEARCH.** We report the scores of news and knowledge areas and their average score in each task. Subscript *AnyRes* indicates original resolution image input; otherwise, low-resolution images were used. The highest scores for closed-source and open-source LMMs are marked in red and blue. For open-source LMMs, we adopt the models with 7B parameters unless otherwise specified.

Model	All			End-to-end			Requery			Rerank			Summarize		
	Avg	News	Know.	Avg	News	Know.	Avg	News	Know.	Avg	News	Know.	Avg	News	Know.
<i>Baselines</i>															
Human	69.2	69.6	68.1	68.2	68.6	67.1	43.7	45.0	40.1	85.7	87.3	81.2	72.8	71.4	76.7
<i>Commercial AI Search Engines</i>															
Perplexity Pro (Perplexity)	-	-	-	47.8	52.7	34.1	-	-	-	-	-	-	-	-	-
<i>Closed-source LMMs with MMSEARCH-ENGINE</i>															
Claude 3.5 Sonnet (Anthropic, 2024)	53.5	53.1	54.7	49.9	49.3	51.6	42.0	43.6	37.7	80.2	78.7	84.2	59.4	60.3	57.0
GPT-4V (OpenAI, 2023c)	55.0	55.0	55.3	52.1	52.2	51.9	45.7	49.2	35.8	79.3	76.9	86.1	57.4	56.7	59.4
GPT-4o (OpenAI, 2024b)	62.3	61.2	65.3	60.4	59.0	64.5	46.8	49.9	38.0	83.0	82.4	84.8	63.1	62.2	65.6
<i>Open-source LMMs with MMSEARCH-ENGINE</i>															
Mantis (Jiang et al., 2024b)	18.7	19.8	15.9	15.8	16.4	14.3	20.1	24.6	7.4	39.7	41.0	36.1	19.2	22.0	11.5
InternLM-XC2.5 (Zhang et al., 2024a)	22.2	22.8	20.5	22.9	23.6	20.8	25.0	24.3	27.0	0.0	0.0	0.0	37.7	38.6	35.0
InternLM-XC2.5 _{AnyRes}	22.3	23.9	17.5	23.2	25.4	16.9	21.7	19.8	26.9	0.0	0.0	0.0	37.7	38.6	35.1
LLaVA-NeXT-Interleave (Li et al., 2024c)	28.3	29.2	25.6	23.0	23.8	20.5	26.2	30.7	13.5	55.3	58.6	46.2	42.5	40.0	49.3
mPlug-Owl3 (Ye et al., 2024)	32.1	34.8	24.4	24.6	28.1	14.9	32.6	36.7	21.2	74.3	73.5	76.6	45.6	45.6	45.4
mPlug-Owl3 _{AnyRes}	33.9	35.5	29.3	27.3	29.4	21.2	31.8	36.1	19.9	74.5	72.9	79.1	43.9	43.6	44.6
InternVL2 (Chen et al., 2024d)	34.3	35.7	30.2	30.9	32.5	26.2	32.3	36.1	21.6	46.5	49.3	38.6	48.5	45.9	55.8
InternVL2 _{AnyRes}	34.1	34.2	33.7	30.0	30.3	29.0	31.4	35.5	19.7	53.2	52.3	55.7	46.9	44.4	53.7
Idefics3 (Laurençon et al., 2024)	36.2	38.5	29.6	29.3	32.3	20.8	31.0	37.3	13.5	76.5	73.3	85.4	50.3	51.1	48.1
Idefics3 _{AnyRes}	35.7	38.2	28.7	30.1	32.9	22.3	27.2	32.2	13.2	72.7	73.1	71.5	45.2	46.3	42.1
LLaVA-OneVision (Li et al., 2024b)	36.6	39.4	28.9	29.6	33.1	19.7	35.8	40.3	23.2	72.8	73.5	70.9	53.5	51.8	58.5
Qwen2-VL _{AnyRes} (Qwen Team, 2024)	45.3	44.1	48.7	40.3	39.2	43.5	39.0	41.9	30.8	76.7	73.8	84.8	54.7	52.7	60.4
LLaVA-OneVision (72B)	50.1	50.1	50.2	44.9	45.1	44.1	42.9	45.9	34.3	82.2	80.5	86.7	61.4	59.1	67.7
Qwen2-VL _{AnyRes} (72B)	52.7	52.0	54.5	49.1	48.8	49.8	44.7	47.2	37.6	76.7	72.9	87.3	59.6	57.5	65.7

in MMSEARCH independently, following the same pipeline of MMSEARCH-ENGINE. This score serves as a baseline for human performance. We conduct all experiments on NVIDIA A100 GPUs.

The input image dimensions for the webpage’s top section screenshot were set to 1024×1024 pixels. For the full-page screenshot, we set the initial webpage width to 512 pixels, although the actual width of a small portion of webpages may vary due to its layout settings. Furthermore, considering that a full-page screenshot can be extremely lengthy, directly inputting it as a single image into an LLM would result in excessive downsizing, making the content too vague for accurate identification. To address this, we segmented the full-page screenshot into multiple images, starting from the top, with each segment measuring 512 pixels in height. Because of the context length limitations of LMMs, the maximum number of full-page screenshot segments is therefore restricted to ten.

For the default settings, the longest edge of the input image is resized to match the largest resolution of the vision encoder of LMM. This ensures the image not to be cropped to multiple images and will only take up the minimum of tokens for image input. For any resolution settings, we input the image without resizing.

3.2 EXPERIMENTAL ANALYSIS

To thoroughly investigate the multimodal searching capabilities, we present the evaluation results of different models on MMSEARCH following the proposed step-wise evaluation strategy in Table 2 and fourteen subfields in Table 3. We now provide a detailed discussion of notable findings and their implications for multimodal search capabilities.

Any-resolution input only provides slight or no improvement. Of the tested LMMs, four models, which are InternLM-XC2.5, InternVL2, mPlug-Owl3, and Idefic3, all support both low-resolution (LowRes) and any-resolution input (AnyRes). As one would expect, AnyRes input enables better OCR and perception of the image. However, we only observe slight or even no enhancement comparing the difference between the LowRes performance and its AnyRes counterpart. Take mPlug-

Table 3: **Evaluation Results on Different Subfields in MMSEARCH.** SPO: Traditional Sports; ESP: E-Sports; ENT: Entertainment; GEN: General News; PAP: Paper; TEC: Technology; FIN: Finance; FAL: False Premise; ART: Arts; ARC: Architecture; AST: Astronomy; ANI: Anime; AUT: Auto; FAS: Fashion. The highest scores for closed-source and open-source LMMs are marked in red and blue. For open-source LMMs, we adopt the models with 7B sizes unless otherwise specified.

Model	All	News										Knowledge					
		Avg	SPO	ESP	ENT	GEN	PAP	TEC	FIN	FAL	Avg	ART	ARC	AST	ANI	AUT	FAS
Closed-source LMMs with MMSEARCH-ENGINE																	
Claude 3.5 Sonnet (Anthropic, 2024)	53.5	53.0	37.4	50.2	63.6	49.2	52.8	67.7	43.4	63.1	54.7	59.0	42.9	70.9	56.5	60.6	36.4
GPT-4V (OpenAI, 2023c)	55.0	54.9	49.3	48.5	67.4	43.5	37.3	64.2	59.1	90.2	55.3	54.6	45.6	65.1	63.0	52.2	56.2
GPT-4o (OpenAI, 2024b)	62.3	61.2	63.7	61.2	72.3	51.3	48.6	68.6	60.0	76.8	65.3	73.8	52.0	57.6	76.8	68.4	55.8
Open-source LMMs with MMSEARCH-ENGINE																	
InternLM-XC2.5 (Zhang et al., 2024a)	22.2	22.8	22.6	13.6	28.9	23.5	15.5	27.8	32.9	3.1	20.5	29.2	24.0	20.8	2.0	20.4	11.8
InternLM-XC2.5 _{AnyRes}	22.2	23.9	25.2	12.8	30.6	21.0	18.7	31.4	32.8	13.9	17.6	22.9	25.6	10.8	2.0	28.1	4.7
Mantis (Jiang et al., 2024b)	18.8	19.8	17.4	9.7	25.3	19.6	22.1	35.3	18.2	6.2	15.9	23.0	17.5	12.5	14.8	12.7	3.3
LLaVA-NeXT-Interleave (Li et al., 2024c)	28.3	29.3	23.3	18.5	41.9	33.6	26.2	27.3	28.0	14.7	25.6	31.1	22.7	49.7	16.5	19.7	7.1
InternVL2 (Chen et al., 2024d)	34.3	35.7	38.7	20.7	46.8	33.2	24.6	44.1	44.5	27.2	30.1	41.7	33.5	26.9	15.4	36.8	7.9
InternVL2 _{AnyRes}	34.0	34.2	32.0	26.6	45.4	35.0	18.7	23.7	43.1	36.3	33.7	49.5	26.4	36.5	18.3	35.2	15.5
mPlug-Owl3 (Ye et al., 2024)	32.1	34.8	30.0	20.6	46.7	33.7	22.3	30.4	45.7	41.5	24.4	28.7	24.6	33.5	18.3	24.2	10.5
mPlug-Owl3 _{AnyRes}	33.9	35.5	42.0	27.1	49.7	34.4	24.5	30.4	41.3	18.9	29.3	34.4	20.3	40.9	18.8	32.8	24.4
Idefics3 (Laurençon et al., 2024)	36.2	38.5	43.5	24.2	50.1	41.7	27.5	36.2	38.8	37.4	29.6	34.2	32.1	32.1	29.6	32.7	9.1
Idefics3 _{AnyRes}	35.7	38.2	40.5	27.3	48.0	41.4	33.1	36.9	42.1	17.4	28.8	40.5	26.2	27.1	14.2	40.8	7.3
LLaVA-OneVision (Li et al., 2024b)	36.6	39.4	31.8	27.1	50.0	38.5	31.4	52.1	47.4	23.5	28.9	38.0	26.4	34.3	21.0	29.6	11.2
Qwen2-VL _{AnyRes} (Qwen Team, 2024)	45.3	44.1	47.8	33.9	49.4	45.8	45.6	38.1	49.8	31.1	48.7	70.0	32.7	43.5	42.5	54.4	23.3
LLaVA-OneVision (72B)	50.1	52.3	53.2	45.4	62.1	45.6	41.5	64.8	47.8	37.2	44.5	63.4	42.8	52.4	24.3	70.0	31.7
Qwen2-VL _{AnyRes} (72B)	52.7	52.9	50.0	46.3	66.2	36.3	55.0	57.2	56.6	52.0	52.1	58.0	45.8	65.4	45.7	68.6	41.9

Owl3 as an example, AnyRes input surpasses LowRes input on overall score by 1.8%, end-to-end score by 2.7%, and rerank on 0.2%. While it falls behind LowRes on requery by 0.8% and summarization by 1.7%. This suggests that the OCR and perception quality do not bottleneck the search performance. Rather, the suboptimal performance appears to stem from the LMMs’ inherent lack of robust search capabilities.

Current LMMs still have significant shortcomings in requery and rerank. Comparing the average score of the end-to-end task with that of the summarization task, we find that the summarization score consistently surpasses the end-to-end task by a large margin, both in the closed-source and open-source models. The minimum margin is 2.7% for GPT-4o, while the maximum is 23.9% for LLaVA-OneVision-7B. This discrepancy can be attributed to the differences in the tasks’ input quality. While the summarization task input always contains the answer, the end-to-end task’s third-round input quality depends on the model’s requery and rerank quality in previous rounds. The magnitude of this performance gap reflects the disparity between a model’s summarization ability and its capacity for requery and rerank tasks. The larger the difference, the larger the capability gap. Observing the result, we find that this gap of most open-sourced models exceeds 14%, while the closed-sourced models are all below 10%. This suggests all current LMMs needs improvement of their requery and rerank ability, especially for open-source models. Mantis is one exception of open-source models with a margin of only 3.4%. This means its poor summarization capability bottlenecks its end-to-end performance. Qwen2-VL-72B’s 10.5% gap, also falling below 14%, highlights its superiority among other open-source LMMs.

Closed-source LMMs are better-performed than open-sourced LMMs on overall performance. For the final score, closed-source LMMs consistently outperform the open-source LMMs. GPT-4o achieves the highest overall score of 62.3%, demonstrating superior zero-shot multimodal search capabilities. While Qwen2-VL-72B leads among open-source models, it still lags behind GPT-4o by 9.6%. The performance gap widens to 11.3% on the most challenging end-to-end task and further expands to 20.1% for 7B open-source LMMs. These significant disparities highlight substantial room for improvement in open-source models.

SoTA LMMs with our MMSEARCH-ENGINE surpass commercial AI search engines in the end-to-end task. We also evaluate the pro version of Perplexity (Perplexity), a prominent

commercial AI search engine that accepts both image and text queries, on our dataset. Perplexity pro can accept both image and text in the user query. Surprisingly, although Perplexity also leverages SoTA LMMs like GPT-4o and Claude 3.5 Sonnet, it largely underperforms MMSEARCH-ENGINE equipped with the same model in the end-to-end task. Even more remarkably, MMSEARCH-ENGINE can even surpass Perplexity with Qwen2-VL-72B, an open-source LMM. *This suggests that our MMSEARCH-ENGINE provides a better open-source plan for multimodal AI search engine.* The performance gap validates MMSEARCH-ENGINE’s design effectiveness and highlights the value of testing various LMMs within our pipeline, since the pipeline can indeed achieve remarkable performance when using powerful LMMs. Upon investigating Perplexity’s sub-optimal performance, we discovered that it appears to utilize only a rudimentary image search algorithm, if any. This limitation leads to poor identification of the key objects in the image and failure to retrieve relevant information. Our findings underscore the effectiveness of MMSEARCH-ENGINE’s design, particularly the incorporation of a robust image search step, which plays a crucial role in accurately recognizing important information from the input image.

3.3 ERROR ANALYSIS

To investigate the limitations of current LMM search capabilities, we conducted a comprehensive analysis of error types observed in our evaluation. Our proposed step-wise evaluation strategy enables analysis of failure modes for each core search step, complementing the end-to-end assessment. This analysis encompasses the entire benchmark. We first examine the end-to-end error types for both the best-performing closed-source model (GPT-4o) and open-source model (Qwen2-VL-7B). To better understand the failure cases, we then identify distinct error types in the requery and summarization task, which requires open-ended generation. We quantify these error types for a systematic understanding of current LMM limitations and point out critical areas for improvement.

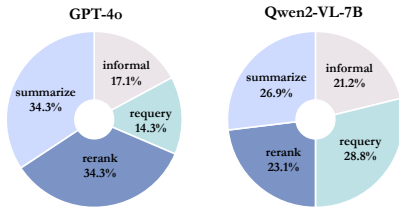


Figure 7: Distribution of Error types of GPT-4o (OpenAI, 2024b) and Qwen2-VL-7B (Qwen Team, 2024) in the end-to-end task.




Figure 8: Distribution of Error types of Qwen2-VL-7B (Qwen Team, 2024) in the requery and summarization task respectively.

3.3.1 ERROR ANALYSIS OF END-TO-END TASK

In this section, we are trying to answer the question: *Which step does LMM make a mistake in the end-to-end evaluation?* In Fig. 7, we showcase the statistics of different error types occurring in GPT-4o and Qwen2-VL-7B. We define the following four error categories: (i) *requery*, where the model requery is incorrect, and leads to all retrieved websites being invalid; (ii) *rerank*, where the model selects a website without a correct answer; (iii) *summarization*, where the full website content contains the information of correct answer, but the model fails to extract it; (iv) *informal*, the output format deviates from the prompt specifications. As shown in the figure, GPT-4o’s primary error sources are rerank and summarization errors, while requery and informal errors account for approximately half the frequency of the main error causes. This suggests that GPT-4o’s limitations lie primarily in information source ranking and multimodal information integration. As for Qwen2-VL, all four error types occur with similar frequency. The rise of the informal error portion may be attributed to the model’s inferior instruction-following ability. Besides, it should be noted that the requery task demands advanced comprehension and key image information extraction ability. This task seldom appears in the training data of current LMMs. The prevalence of this error type in Qwen2-VL may indicate that it fails to generalize to adequately address this complex task.

3.3.2 ERROR ANALYSIS OF REQUERY AND SUMMARIZATION TASK

To better understand how open-source LMM makes the mistake, we dive into the requery and summarization task to find out the error patterns of Qwen2-VL-7B. We particularly select the two tasks requiring open-ended generation, which provides more information to identify the error.

As for the requery task, we categorize five types of errors:

- *Lacking Specificity*, where the model fails to include all the specific information in the requery and therefore leads to sub-optimal search results. For example, the query is asking the release date of Vision Pro in China. However, the model omits the condition of China and directly asks about the release date of Vision Pro.
- *Inefficient Query*, where the model does not consider the real scenario and the requery is inefficient for the search engine to find the answer. For example, the query is asking whether the Van Gogh’s Sunflowers and Antoni Clavé’s Grand Collage are both oil paintings. Clearly, it is a commonsense that Van Gogh’s Sunflowers is an oil painting and Antoni Clavé’s Grand Collage is much less well-known. An efficient query should be asking about the images of Antoni Clavé’s Grand Collage and further determine if it is also an oil painting by directly looking at it. However, the model directly asks the original query to the search engine. There is very little chance that an exact same question has ever been raised so probably this requery will bring very little helpful information.
- *Excluding Image Search Results*, where the model totally ignores the information in the screenshot of the image search results and therefore lacks important specific information in the requery. For example, the query is ‘When did this football player obtain the gold medal?’ and provides an image of the player. The model is supposed to find out the player’s name by viewing the image search result and raise a requery like ‘[PLAYER NAME] obtained the gold medal time’. However, the model fails to incorporate the player’s name in the requery and definitely the retrieved websites will not include any helpful information.
- *No Change*, where the model just uses the question as the query input to the search engine.
- *Irrelevant*, where the model either matches wrong information from the image search result or mistakenly understands the query and outputs an irrelevant requery.

These error types of requery suggest that LMM often fails to fully understand the requery task and fails to aggregate all available information. Besides, the error type of inefficient query indicates that LMM has no clue of the real working scenario and query principles of search engines.

As for the summarization task, we also identify five types of errors:

- *Text Reasoning Error*, where the model fails to extract the answer from the website textual information.
- *Image-text Aggregation Error*, where obtaining the answer needs combining the information from both images and texts. The model fails to do so.
- *Image reasoning Error*, where the model fails to extract the answer from the image, and the answer can only be obtained from the image.
- *Hallucination* (Huang et al., 2023), where the model provides an unfaithful answer that cannot be grounded in the given content.
- *Informal*, the output format does not follow the prompt specifications, the same error type in the end-to-end task.

The occurrence of the five types of summarization errors reflects that current LMMs still cannot correctly extract the given multimodal information to answer the query. The ability of content understanding still requires further enhancement for current LMMs.

3.4 SCALING TEST-TIME COMPUTE VS SCALING MODEL SIZE

Recent works such as OpenAI o1 (OpenAI, 2024a) and Li et al. (2024d) have highlighted the critical role of scaling test-time computation in enhancing model performance. Our end-to-end task, which requires multiple Internet interactions, presents an opportunity to investigate the potential of scaling

test-time computation compared to scaling model size. To explore this, we conduct experiments using LLaVA-OneVision-7B (Li et al., 2024b), focusing on scaling test-time computation, and compare against LLaVA-OneVision-72B scaling in model size, which aims to provide insights into the relative benefits of increased inference computation versus increased model parameters.

For scaling up the test-time computation, we adopt a multi-modal search strategy similar to best-of-N solution, where ‘N’ denotes 25 in our settings. Specifically, for LLaVA-OneVision-7B, we first prompt the model to generate a requery 5 times, from which we selected the one with the highest requery score S_{req} . This requery is then used to retrieve brief results from 8 websites from a search engine. The model is again prompted 5 times to select the most informative website. After removing duplicates from the selected websites, we extract the full website content from the remaining ones and prompt the model to answer 5 times, obtaining 25 end-to-end outputs in total. We compute the F1 score for each answer against the ground truth and take the maximum as the model’s end-to-end score for the query. Table 4 shows that LLaVA-OneVision-7B (TTC) achieves the score of 55.2% in the end-to-end task, significantly enhancing the original score of 29.6%, which surpasses LLaVA-OneVision-72B’s 44.9% and GPT-4V’s 52.1%. This result reveals the substantial potential of scaling test-time computation, validating the effectiveness of this technique as introduced by OpenAI o1. Our findings provide valuable insights for future research in this domain, suggesting that increased inference computation may offer comparable or superior performance improvements to increased model size not only in math and code tasks, but also in multimodal search tasks.

Table 4: **Scaling Test-Time Compute vs Scaling Model Size.** ‘TTC’ and S_{e2e} denote Test-Time Computation and the score of end-to-end task.

Model	Inference Cost	S_{e2e}
LLaVA-OV-7B	1	29.6
LLaVA-OV-7B (TTC)	~25	55.2
LLaVA-OV-72B	~6	44.9

4 CONCLUSION

In this paper, we investigate the potential of LMMs as multimodal AI search engines. We first design MMSEARCH-ENGINE, a streamlined pipeline, enabling zero-shot LMMs to perform multimodal searches. To comprehensively assess the search capabilities, we introduce MMSEARCH, a benchmark comprising 300 queries across 14 subfields. Our evaluation methodology analyzes LMM search abilities step-by-step, facilitating a deeper understanding of their limitations. Using MMSEARCH-ENGINE, we evaluate various closed-source and open-source LMMs, revealing that current models still fall short of human-level search proficiency. Through thorough error analysis, we identify specific patterns of failure in key search process steps, providing valuable insights for future improvements in LMM search ability.

REFERENCES

- Google lens. URL <https://lens.google.com>. Web interface available at <https://images.google.com>.
- AI@Meta. Llama 3 model card, 2024. URL https://github.com/meta-llama/llama3/blob/main/MODEL_CARD.md.
- Anthropic. Claude-3.5. <https://www.anthropic.com/news/claude-3-5-sonnet>, 2024.
- Akari Asai, Zeqiu Wu, Yizhong Wang, Avirup Sil, and Hannaneh Hajishirzi. Self-rag: Learning to retrieve, generate, and critique through self-reflection. *arXiv preprint arXiv:2310.11511*, 2023.
- Oriol Barbany, Michael Huang, Xinliang Zhu, and Arnab Dhua. Leveraging large language models for multimodal search. In *Proceedings of the IEEE/CVF Conference on Computer Vision and Pattern Recognition*, pp. 1201–1210, 2024.
- Patrice B  chard and Orlando Marquez Ayala. Reducing hallucination in structured outputs via retrieval-augmented generation. *arXiv preprint arXiv:2404.08189*, 2024.

-
- Sebastian Borgeaud, Arthur Mensch, Jordan Hoffmann, Trevor Cai, Eliza Rutherford, Katie Millican, George Bm Van Den Driessche, Jean-Baptiste Lespiau, Bogdan Damoc, Aidan Clark, et al. Improving language models by retrieving from trillions of tokens. In *International conference on machine learning*, pp. 2206–2240. PMLR, 2022.
- Sergey Brin and Lawrence Page. The anatomy of a large-scale hypertextual web search engine. *Computer networks and ISDN systems*, 30(1-7):107–117, 1998.
- Zheng Cai, Maosong Cao, Haojiong Chen, Kai Chen, Keyu Chen, Xin Chen, Xun Chen, Zehui Chen, Zhi Chen, Pei Chu, Xiaoyi Dong, Haodong Duan, Qi Fan, Zhaoye Fei, Yang Gao, Jiaye Ge, Chenya Gu, Yuzhe Gu, Tao Gui, Aijia Guo, Qipeng Guo, Conghui He, Yingfan Hu, Ting Huang, Tao Jiang, Penglong Jiao, Zhenjiang Jin, Zhikai Lei, Jiaxing Li, Jingwen Li, Linyang Li, Shuaibin Li, Wei Li, Yining Li, Hongwei Liu, Jiangning Liu, Jiawei Hong, Kaiwen Liu, Kuikun Liu, Xiaoran Liu, Chengqi Lv, Haijun Lv, Kai Lv, Li Ma, Runyuan Ma, Zerun Ma, Wenchang Ning, Linke Ouyang, Jiantao Qiu, Yuan Qu, Fukai Shang, Yunfan Shao, Demin Song, Zifan Song, Zhihao Sui, Peng Sun, Yu Sun, Huanze Tang, Bin Wang, Guoteng Wang, Jiaqi Wang, Jiayu Wang, Rui Wang, Yudong Wang, Ziyi Wang, Xingjian Wei, Qizhen Weng, Fan Wu, Yingdong Xiong, Chao Xu, Ruiliang Xu, Hang Yan, Yirong Yan, Xiaogui Yang, Haochen Ye, Huaiyuan Ying, Jia Yu, Jing Yu, Yuhang Zang, Chuyu Zhang, Li Zhang, Pan Zhang, Peng Zhang, Ruijie Zhang, Shuo Zhang, Songyang Zhang, Wenjian Zhang, Wenwei Zhang, Xingcheng Zhang, Xinyue Zhang, Hui Zhao, Qian Zhao, Xiaomeng Zhao, Fengzhe Zhou, Zaida Zhou, Jingming Zhuo, Yicheng Zou, Xipeng Qiu, Yu Qiao, and Dahua Lin. Internlm2 technical report, 2024.
- Chi-Min Chan, Chunpu Xu, Ruibin Yuan, Hongyin Luo, Wei Xue, Yike Guo, and Jie Fu. Rq-rag: Learning to refine queries for retrieval augmented generation. *arXiv preprint arXiv:2404.00610*, 2024.
- Guo Chen, Yin-Dong Zheng, Jiahao Wang, Jilan Xu, Yifei Huang, Junting Pan, Yi Wang, Yali Wang, Yu Qiao, Tong Lu, et al. Videollm: Modeling video sequence with large language models. *arXiv preprint arXiv:2305.13292*, 2023a.
- Jianlv Chen, Shitao Xiao, Peitian Zhang, Kun Luo, Defu Lian, and Zheng Liu. Bge m3-embedding: Multi-lingual, multi-functionality, multi-granularity text embeddings through self-knowledge distillation, 2024a.
- Jiawei Chen, Hongyu Lin, Xianpei Han, and Le Sun. Benchmarking large language models in retrieval-augmented generation. In *Proceedings of the AAAI Conference on Artificial Intelligence*, volume 38, pp. 17754–17762, 2024b.
- Jun Chen, Deyao Zhu¹ Xiaoqian Shen¹ Xiang Li, Zechun Liu² Pengchuan Zhang, Raghuraman Krishnamoorthi² Vikas Chandra² Yunyang Xiong, and Mohamed Elhoseiny. Minigt-v2: Large language model as a unified interface for vision-language multi-task learning. *arXiv preprint arXiv:2310.09478*, 2023b.
- Xingyu Chen, Zihan Zhao, Lu Chen, Danyang Zhang, Jiabao Ji, Ao Luo, Yuxuan Xiong, and Kai Yu. Websrc: A dataset for web-based structural reading comprehension. *arXiv preprint arXiv:2101.09465*, 2021.
- Zehui Chen, Kuikun Liu, Qiuchen Wang, Jiangning Liu, Wenwei Zhang, Kai Chen, and Feng Zhao. Mindsearch: Mimicking human minds elicits deep ai searcher. *arXiv preprint arXiv:2407.20183*, 2024c.
- Zhe Chen, Weiyun Wang, Hao Tian, Shenglong Ye, Zhangwei Gao, Erfei Cui, Wenwen Tong, Kongzhi Hu, Jiapeng Luo, Zheng Ma, et al. How far are we to gpt-4v? closing the gap to commercial multimodal models with open-source suites. *arXiv preprint arXiv:2404.16821*, 2024d.
- Xiaoyi Dong, Pan Zhang, Yuhang Zang, Yuhang Cao, Bin Wang, Linke Ouyang, Xilin Wei, Songyang Zhang, Haodong Duan, Maosong Cao, et al. Internlm-xcomposer2: Mastering free-form text-image composition and comprehension in vision-language large model. *arXiv preprint arXiv:2401.16420*, 2024.

-
- Wenqi Fan, Yujuan Ding, Liangbo Ning, Shijie Wang, Hengyun Li, Dawei Yin, Tat-Seng Chua, and Qing Li. A survey on rag meeting llms: Towards retrieval-augmented large language models. In *Proceedings of the 30th ACM SIGKDD Conference on Knowledge Discovery and Data Mining*, pp. 6491–6501, 2024.
- Brian J Fogg, Jonathan Marshall, Othman Laraki, Alex Osipovich, Chris Varma, Nicholas Fang, Jyoti Paul, Akshay Rangnekar, John Shon, Preeti Swani, et al. What makes web sites credible? a report on a large quantitative study. In *Proceedings of the SIGCHI conference on Human factors in computing systems*, pp. 61–68, 2001.
- Chaoyou Fu, Peixian Chen, Yunhang Shen, Yulei Qin, Mengdan Zhang, Xu Lin, Jinrui Yang, Xiawu Zheng, Ke Li, Xing Sun, Yunsheng Wu, and Rongrong Ji. Mme: A comprehensive evaluation benchmark for multimodal large language models. *arXiv preprint arXiv:2306.13394*, 2023.
- Chaoyou Fu, Yuhan Dai, Yondong Luo, Lei Li, Shuhuai Ren, Renrui Zhang, Zihan Wang, Chenyu Zhou, Yunhang Shen, Mengdan Zhang, et al. Video-mme: The first-ever comprehensive evaluation benchmark of multi-modal llms in video analysis. *arXiv preprint arXiv:2405.21075*, 2024.
- Jiahui Gao, Renjie Pi, Jipeng Zhang, Jiacheng Ye, Wanjun Zhong, Yufei Wang, Lanqing Hong, Jianhua Han, Hang Xu, Zhenguo Li, et al. G-llava: Solving geometric problem with multi-modal large language model. *arXiv preprint arXiv:2312.11370*, 2023a.
- Peng Gao, Jiaming Han, Renrui Zhang, Ziyi Lin, Shijie Geng, Aojun Zhou, Wei Zhang, Pan Lu, Conghui He, Xiangyu Yue, Hongsheng Li, and Yu Qiao. Llama-adapter v2: Parameter-efficient visual instruction model. *arXiv preprint arXiv:2304.15010*, 2023b.
- Peng Gao, Renrui Zhang, Chris Liu, Longtian Qiu, Siyuan Huang, Weifeng Lin, Shitian Zhao, Shijie Geng, Ziyi Lin, Peng Jin, et al. Sphinx-x: Scaling data and parameters for a family of multi-modal large language models. *ICML 2024*, 2024.
- Google Gemini Team. Gemini: a family of highly capable multimodal models. *arXiv preprint arXiv:2312.11805*, 2023.
- Ziyu Guo, Renrui Zhang, Xiangyang Zhu, Yiwen Tang, Xianzheng Ma, Jiaming Han, Kexin Chen, Peng Gao, Xianzhi Li, Hongsheng Li, et al. Point-bind & point-llm: Aligning point cloud with multi-modality for 3d understanding, generation, and instruction following. *arXiv preprint arXiv:2309.00615*, 2023.
- Ziyu Guo, Renrui Zhang, Hao Chen, Jialin Gao, Peng Gao, Hongsheng Li, and Pheng-Ann Heng. Sciverse. <https://sciverse-cuhk.github.io>, 2024a. URL <https://sciverse-cuhk.github.io/>.
- Ziyu Guo, Renrui Zhang, Xiangyang Zhu, Chengzhuo Tong, Peng Gao, Chunyuan Li, and Pheng-Ann Heng. Sam2point: Segment any 3d as videos in zero-shot and promptable manners. *arXiv preprint arXiv:2408.16768*, 2024b.
- Kelvin Guu, Kenton Lee, Zora Tung, Panupong Pasupat, and Mingwei Chang. Retrieval augmented language model pre-training. In *International conference on machine learning*, pp. 3929–3938. PMLR, 2020.
- Jiaming Han, Renrui Zhang, Wenqi Shao, Peng Gao, Peng Xu, Han Xiao, Kaipeng Zhang, Chris Liu, Song Wen, Ziyu Guo, et al. Imagebind-llm: Multi-modality instruction tuning. *arXiv preprint arXiv:2309.03905*, 2023.
- Qiuxiang He, Guoping Huang, Qu Cui, Li Li, and Lemao Liu. Fast and accurate neural machine translation with translation memory. In *Proceedings of the 59th Annual Meeting of the Association for Computational Linguistics and the 11th International Joint Conference on Natural Language Processing (Volume 1: Long Papers)*, pp. 3170–3180, 2021.
- Lei Huang, Weijiang Yu, Weitao Ma, Weihong Zhong, Zhangyin Feng, Haotian Wang, Qianglong Chen, Weihua Peng, Xiaocheng Feng, Bing Qin, et al. A survey on hallucination in large language models: Principles, taxonomy, challenges, and open questions. *arXiv preprint arXiv:2311.05232*, 2023.

-
- Bowen Jiang, Yangxinyu Xie, Xiaomeng Wang, Weijie J Su, Camillo J Taylor, and Tanwi Mallick. Multi-modal and multi-agent systems meet rationality: A survey. *arXiv preprint arXiv:2406.00252*, 2024a.
- Dongfu Jiang, Xuan He, Huaye Zeng, Con Wei, Max Ku, Qian Liu, and Wenhui Chen. Mantis: Interleaved multi-image instruction tuning. *arXiv preprint arXiv:2405.01483*, 2024b.
- Dongzhi Jiang, Guanglu Song, Xiaoshi Wu, Renrui Zhang, Dazhong Shen, Zhuofan Zong, Yu Liu, and Hongsheng Li. Comat: Aligning text-to-image diffusion model with image-to-text concept matching. *arXiv preprint arXiv:2404.03653*, 2024c.
- Nick Kanopoulos, Nagesh Vasanthavada, and Robert L Baker. Design of an image edge detection filter using the sobel operator. *IEEE Journal of solid-state circuits*, 23(2):358–367, 1988.
- Hugo Laurençon, Andrés Marafioti, Victor Sanh, and Léo Tronchon. Building and better understanding vision-language models: insights and future directions., 2024.
- Bo Li, Kaichen Zhang, Hao Zhang, Dong Guo, Renrui Zhang, Feng Li, Yuanhan Zhang, Ziwei Liu, and Chunyuan Li. Llava-next: Stronger llms supercharge multimodal capabilities in the wild. <https://llava-vl.github.io/blog/2024-05-10-llava-next-stronger-llms/>, 2024a.
- Bo Li, Yuanhan Zhang, Dong Guo, Renrui Zhang, Feng Li, Hao Zhang, Kaichen Zhang, Yanwei Li, Ziwei Liu, and Chunyuan Li. Llava-onevision: Easy visual task transfer. *arXiv preprint arXiv:2408.03326*, 2024b.
- Feng Li, Renrui Zhang, Hao Zhang, Yuanhan Zhang, Bo Li, Wei Li, Zejun Ma, and Chunyuan Li. Llava-next-interleave: Tackling multi-image, video, and 3d in large multimodal models. *arXiv preprint arXiv:2407.07895*, 2024c.
- Junnan Li, Dongxu Li, Caiming Xiong, and Steven Hoi. Blip: Bootstrapping language-image pre-training for unified vision-language understanding and generation. In *International Conference on Machine Learning*, pp. 12888–12900. PMLR, 2022.
- KunChang Li, Yinan He, Yi Wang, Yizhuo Li, Wenhui Wang, Ping Luo, Yali Wang, Limin Wang, and Yu Qiao. Videochat: Chat-centric video understanding. *arXiv preprint arXiv:2305.06355*, 2023.
- Zhiyuan Li, Hong Liu, Denny Zhou, and Tengyu Ma. Chain of thought empowers transformers to solve inherently serial problems. *arXiv preprint arXiv:2402.12875*, 2024d.
- Ziyi Lin, Chris Liu, Renrui Zhang, Peng Gao, Longtian Qiu, Han Xiao, Han Qiu, Chen Lin, Wenqi Shao, Keqin Chen, et al. Sphinx: The joint mixing of weights, tasks, and visual embeddings for multi-modal large language models. *ECCV 2024*, 2023.
- Haotian Liu, Chunyuan Li, Qingyang Wu, and Yong Jae Lee. Visual instruction tuning. In *NeurIPS*, 2023a.
- Haotian Liu, Chunyuan Li, Yuheng Li, Bo Li, Yuanhan Zhang, Sheng Shen, and Yong Jae Lee. Llava-next: Improved reasoning, ocr, and world knowledge, January 2024a. URL <https://llava-vl.github.io/blog/2024-01-30-llava-next/>.
- Junpeng Liu, Yifan Song, Bill Yuchen Lin, Wai Lam, Graham Neubig, Yuanzhi Li, and Xiang Yue. Visualwebbench: How far have multimodal llms evolved in web page understanding and grounding? *arXiv preprint arXiv:2404.05955*, 2024b.
- Yuan Liu, Haodong Duan, Yuanhan Zhang, Bo Li, Songyang Zhang, Wangbo Zhao, Yike Yuan, Jiaqi Wang, Conghui He, Ziwei Liu, et al. Mmbench: Is your multi-modal model an all-around player? *arXiv preprint arXiv:2307.06281*, 2023b.
- Pan Lu, Swaroop Mishra, Tanglin Xia, Liang Qiu, Kai-Wei Chang, Song-Chun Zhu, Oyvind Tafjord, Peter Clark, and Ashwin Kalyan. Learn to explain: Multimodal reasoning via thought chains for science question answering. *Advances in Neural Information Processing Systems*, 35:2507–2521, 2022.

-
- Pan Lu, Hritik Bansal, Tony Xia, Jiacheng Liu, Chun yue Li, Hannaneh Hajishirzi, Hao Cheng, Kai-Wei Chang, Michel Galley, and Jianfeng Gao. Mathvista: Evaluating math reasoning in visual contexts with gpt-4v, bard, and other large multimodal models. *ArXiv*, abs/2310.02255, 2023.
- Xing Han Lù, Zdeněk Kasner, and Siva Reddy. Weblinx: Real-world website navigation with multi-turn dialogue. *arXiv preprint arXiv:2402.05930*, 2024.
- Xinbei Ma, Yeyun Gong, Pengcheng He, Hai Zhao, and Nan Duan. Query rewriting for retrieval-augmented large language models. *arXiv preprint arXiv:2305.14283*, 2023.
- OpenAI. Chatgpt. <https://chat.openai.com>, 2023a.
- OpenAI. Gpt-4 technical report. *ArXiv*, abs/2303.08774, 2023b.
- OpenAI. GPT-4V(ision) system card, 2023c. URL <https://openai.com/research/gpt-4v-system-card>.
- OpenAI. Openai o1. [Online], 2024a. <https://openai.com/index/learning-to-reason-with-llms/>.
- OpenAI. Hello gpt-4o. <https://openai.com/index/hello-gpt-4o/>, 2024b.
- OpenAI. Searchgpt. [Online], 2024c. <https://openai.com/index/searchgpt-prototype/>.
- Perplexity. Perplexity.ai. [Online]. <https://www.perplexity.ai/>.
- Qwen Team. Qwen2-vl. 2024.
- Alec Radford, Jong Wook Kim, Chris Hallacy, Aditya Ramesh, Gabriel Goh, Sandhini Agarwal, Girish Sastry, Amanda Askell, Pamela Mishkin, Jack Clark, Gretchen Krueger, and Ilya Sutskever. Learning transferable visual models from natural language supervision. In *International Conference on Machine Learning*, 2021. URL <https://api.semanticscholar.org/CorpusID:231591445>.
- Robin Rombach, Andreas Blattmann, Dominik Lorenz, Patrick Esser, and Björn Ommer. High-resolution image synthesis with latent diffusion models. In *Proceedings of the IEEE/CVF conference on computer vision and pattern recognition*, pp. 10684–10695, 2022.
- Elizabeth Silience, Pam Briggs, Lesley Fishwick, and Peter Harris. Trust and mistrust of online health sites. In *Proceedings of the SIGCHI conference on Human factors in computing systems*, pp. 663–670, 2004.
- Shengbang Tong, Zhuang Liu, Yuexiang Zhai, Yi Ma, Yann LeCun, and Saining Xie. Eyes wide shut? exploring the visual shortcomings of multimodal llms. In *Proceedings of the IEEE/CVF Conference on Computer Vision and Pattern Recognition*, pp. 9568–9578, 2024.
- Hugo Touvron, Thibaut Lavril, Gautier Izacard, Xavier Martinet, Marie-Anne Lachaux, Timothée Lacroix, Baptiste Rozière, Naman Goyal, Eric Hambro, Faisal Azhar, et al. Llama: Open and efficient foundation language models. *arXiv preprint arXiv:2302.13971*, 2023a.
- Hugo Touvron, Louis Martin, Kevin Stone, Peter Albert, Amjad Almahairi, Yasmine Babaei, Nikolay Bashlykov, Soumya Batra, Prajjwal Bhargava, Shruti Bhosale, et al. Llama 2: Open foundation and fine-tuned chat models. *arXiv preprint arXiv:2307.09288*, 2023b.
- Fei Wang, Xingyu Fu, James Y Huang, Zekun Li, Qin Liu, Xiaogeng Liu, Mingyu Derek Ma, Nan Xu, Wenxuan Zhou, Kai Zhang, et al. Muirbench: A comprehensive benchmark for robust multi-image understanding. *arXiv preprint arXiv:2406.09411*, 2024.
- Junlin Xie, Zhihong Chen, Ruifei Zhang, Xiang Wan, and Guanbin Li. Large multimodal agents: A survey. *arXiv preprint arXiv:2402.15116*, 2024.
- Runsen Xu, Xiaolong Wang, Tai Wang, Yilun Chen, Jiangmiao Pang, and Dahua Lin. Pointllm: Empowering large language models to understand point clouds. *arXiv preprint arXiv:2308.16911*, 2023.

-
- An Yang, Baosong Yang, Binyuan Hui, Bo Zheng, Bowen Yu, Chang Zhou, Chengpeng Li, Chengyuan Li, Dayiheng Liu, Fei Huang, Guanting Dong, Haoran Wei, Huan Lin, Jialong Tang, Jialin Wang, Jian Yang, Jianhong Tu, Jianwei Zhang, Jianxin Ma, Jin Xu, Jingren Zhou, Jinze Bai, Jinzheng He, Junyang Lin, Kai Dang, Keming Lu, Keqin Chen, Kexin Yang, Mei Li, Mingfeng Xue, Na Ni, Pei Zhang, Peng Wang, Ru Peng, Rui Men, Ruize Gao, Runji Lin, Shijie Wang, Shuai Bai, Sinan Tan, Tianhang Zhu, Tianhao Li, Tianyu Liu, Wenbin Ge, Xiaodong Deng, Xiaohuan Zhou, Xingzhang Ren, Xinyu Zhang, Xipin Wei, Xuancheng Ren, Yang Fan, Yang Yao, Yichang Zhang, Yu Wan, Yunfei Chu, Yuqiong Liu, Zeyu Cui, Zhenru Zhang, and Zhihao Fan. Qwen2 technical report. *arXiv preprint arXiv:2407.10671*, 2024a.
- Senqiao Yang, Jiaming Liu, Ray Zhang, Mingjie Pan, Zoey Guo, Xiaoqi Li, Zehui Chen, Peng Gao, Yandong Guo, and Shanghang Zhang. Lidar-llm: Exploring the potential of large language models for 3d lidar understanding. *arXiv preprint arXiv:2312.14074*, 2023.
- Xiao Yang, Kai Sun, Hao Xin, Yushi Sun, Nikita Bhalla, Xiangsen Chen, Sajal Choudhary, Rongze Daniel Gui, Ziran Will Jiang, Ziyu Jiang, et al. Crag—comprehensive rag benchmark. *arXiv preprint arXiv:2406.04744*, 2024b.
- Jiabo Ye, Haiyang Xu, Haowei Liu, Anwen Hu, Ming Yan, Qi Qian, Ji Zhang, Fei Huang, and Jingren Zhou. mplug-owl3: Towards long image-sequence understanding in multi-modal large language models. *arXiv preprint arXiv:2408.04840*, 2024.
- Qinghao Ye, Haiyang Xu, Guohai Xu, Jiabo Ye, Ming Yan, Yiyang Zhou, Junyang Wang, Anwen Hu, Pengcheng Shi, Yaya Shi, Chaoya Jiang, Chenliang Li, Yuanhong Xu, Hehong Chen, Junfeng Tian, Qi Qian, Ji Zhang, and Fei Huang. mplug-owl: Modularization empowers large language models with multimodality, 2023a.
- Qinghao Ye, Haiyang Xu, Jiabo Ye, Ming Yan, Anwen Hu, Haowei Liu, Qi Qian, Ji Zhang, Fei Huang, and Jingren Zhou. mplug-owl2: Revolutionizing multi-modal large language model with modality collaboration, 2023b.
- Weihao Yu, Zhengyuan Yang, Linjie Li, Jianfeng Wang, Kevin Lin, Zicheng Liu, Xinchao Wang, and Lijuan Wang. Mm-vet: Evaluating large multimodal models for integrated capabilities. *ArXiv*, abs/2308.02490, 2023.
- Hang Zhang, Xin Li, and Lidong Bing. Video-llama: An instruction-tuned audio-visual language model for video understanding. *arXiv preprint arXiv:2306.02858*, 2023.
- Pan Zhang, Xiaoyi Dong, Yuhang Zang, Yuhang Cao, Rui Qian, Lin Chen, Qipeng Guo, Haodong Duan, Bin Wang, Linke Ouyang, et al. Internlm-xcomposer-2.5: A versatile large vision language model supporting long-contextual input and output. *arXiv preprint arXiv:2407.03320*, 2024a.
- Renrui Zhang, Jiaming Han, Aojun Zhou, Xiangfei Hu, Shilin Yan, Pan Lu, Hongsheng Li, Peng Gao, and Yu Qiao. LLaMA-adapter: Efficient fine-tuning of large language models with zero-initialized attention. In *The Twelfth International Conference on Learning Representations*, 2024b. URL <https://openreview.net/forum?id=d4UiXAHN2W>.
- Renrui Zhang, Dongzhi Jiang, Yichi Zhang, Haokun Lin, Ziyu Guo, Pengshuo Qiu, Aojun Zhou, Pan Lu, Kai-Wei Chang, Peng Gao, et al. Mathverse: Does your multi-modal llm truly see the diagrams in visual math problems? *ECCV 2024*, 2024c.
- Renrui Zhang, Xinyu Wei, Dongzhi Jiang, Yichi Zhang, Ziyu Guo, Chengzhuo Tong, Jiaming Liu, Aojun Zhou, Bin Wei, Shanghang Zhang, et al. Mavis: Mathematical visual instruction tuning. *arXiv preprint arXiv:2407.08739*, 2024d.
- Deyao Zhu, Jun Chen, Xiaoqian Shen, Xiang Li, and Mohamed Elhoseiny. Minigpt-4: Enhancing vision-language understanding with advanced large language models. *arXiv preprint arXiv:2304.10592*, 2023.
- Zhuofan Zong, Bingqi Ma, Dazhong Shen, Guanglu Song, Hao Shao, Dongzhi Jiang, Hongsheng Li, and Yu Liu. Mova: Adapting mixture of vision experts to multimodal context. *arXiv preprint arXiv:2404.13046*, 2024.

APPENDIX OVERVIEW

- Section A: Related work.
- Section B: Additional experimental details.
- Section C: More dataset details.
- Section D: Qualitative examples.

A RELATED WORK

Large Multimodal Models. Recently, multimodal models (Radford et al., 2021; Li et al., 2022; OpenAI, 2023c; Rombach et al., 2022; Jiang et al., 2024c) has gained unparalleled attention. Building on the success of Large Language Models (LLMs) (Touvron et al., 2023a;b) and large-scale vision models (Radford et al., 2021), Large Multimodal Models (LMMs) are gaining prominence across diverse domains. These models extend LLMs to handle tasks involving various modalities, including mainstream 2D image processing (Liu et al., 2023a; Zhu et al., 2023; Lin et al., 2023; Gao et al., 2023b), as well as 3D point clouds (Xu et al., 2023; Guo et al., 2023; 2024b), and videos (Li et al., 2023; Chen et al., 2023a; Zhang et al., 2023; Fu et al., 2024). Among these LMMs, OpenAI’s GPT-4o (OpenAI, 2024b) and Anthropic’s Claude 3.5 Sonnet (Anthropic, 2024) demonstrate outstanding visual reasoning and comprehension capability, setting new standards in multi-modal performance. However, their closed-source nature limits broader adoption and development. In contrast, another research trajectory focuses on open-source LMMs for the community. Pioneering works like LLaVA (Liu et al., 2023a; 2024a; Li et al., 2024c;b), LLaMA-Adapter (Zhang et al., 2024b; Gao et al., 2023b), and MiniGPT-4 (Zhu et al., 2023; Chen et al., 2023b) incorporate a frozen CLIP (Radford et al., 2021) model for image encoding and integrate visual information into LLM for multi-modal instruction tuning. Later, works such as mPLUG-Owl (Ye et al., 2023a;b; 2024), SPHINX (Gao et al., 2024; Lin et al., 2023), and InternLM-XComposer (Dong et al., 2024) further advanced the field by incorporating diverse visual instruction tuning data and generalizing to more scenarios. More recent developments in the field have taken diverse directions. For example, several studies (Zong et al., 2024; Tong et al., 2024) explore multiple vision encoders design. Meanwhile, other works (Liu et al., 2024a; Chen et al., 2024d; Qwen Team, 2024) incorporate high-resolution image input. Multi-image instruction data (Li et al., 2024c; Jiang et al., 2024b) is also integrated to enable perception across multiple images. While various benchmarks, both in the general (Fu et al., 2023; Liu et al., 2023b; Yu et al., 2023) and expert (Zhang et al., 2024c; Lu et al., 2023; 2022) domain, has been proposed, the potential of LMM to function as a multimodal search engine remains largely unexplored. To this end, we introduce the MMSEARCH benchmark, which evaluates LMMs’ zero-shot abilities of multimodal search, offering valuable insights for future research.

Large models with Retrieval Augmented Generation (RAG). RAG (Retrieval-Augmented Generation) is an effective strategy for enhancing model knowledge by retrieving relevant information from external sources (Fan et al., 2024). RAG has been leveraged in various scenarios including knowledge-intensive question answering (Borgeaud et al., 2022; Guu et al., 2020), machine translation (He et al., 2021), and hallucination elimination (Bécharde & Ayala, 2024). Current works has focused on improving specific aspects of RAG. RG-RAG (Chan et al., 2024) proposes to refine the query for retrieval by decomposition and disambiguation. Self-RAG (Asai et al., 2023) incorporates the self-reflection of LLM to enhance the generation quality. The AI search engine could be viewed as a form of RAG with the Internet serving as the external knowledge source. Recently, MindSearch (Chen et al., 2024c) proposes an AI search engine framework to simulate the human minds in web information seeking. Meanwhile, multiple benchmarks of RAG (Yang et al., 2024b; Chen et al., 2024b) have been introduced to comprehensively evaluate a RAG system. However, both the current AI search engine and RAG benchmark are limited to the text-only setting, leaving the multimodal search engine and evaluation largely unexplored. To bridge this gap, we introduce MMSEARCH-ENGINE and MMSEARCH, a multimodal AI search engine pipeline and dataset designed to evaluate various multimodal scenarios.

B ADDITIONAL EXPERIMENTAL DETAILS

Model Sources. For different LMMs, we select their latest models with size around 7B for evaluation to fully reveal their multimodal search proficiency. Table 5 presents the release time and model sources of LMMs used in MMSEARCH.

Table 5: The Release Time and Model Source of LMMs Used in MMSEARCH.

Model	Release Time	Source
GPT-4V (OpenAI, 2023c)	2023-09	https://platform.openai.com/
GPT-4o (OpenAI, 2024b)	2024-05	https://platform.openai.com/
Claude 3.5 Sonnet (Anthropic, 2024)	2024-06	https://www.anthropic.com/news/claude-3-5-sonnet
InternLM-XC2.5 (Zhang et al., 2024a)	2024-07	https://github.com/InternLM/InternLM-XComposer
Mantis (Jiang et al., 2024b)	2024-05	https://tiger-ai-lab.github.io/Mantis/
LLaVA-NeXT-Interleave (Li et al., 2024c)	2024-06	https://github.com/LLaVA-VL/LLaVA-NeXT
InternVL2 (Chen et al., 2024d)	2024-07	https://github.com/OpenGVLab/InternVL
mPlug-Owl3 (Ye et al., 2024)	2024-08	https://github.com/X-PLUG/mPLUG-Owl
Idefics3 (Laurençon et al., 2024)	2024-08	https://huggingface.co/HuggingFaceM4/Idefics3-8B-Llama3
LLaVA-OneVision (Li et al., 2024b)	2024-08	https://llava-vl.github.io/blog/2024-08-05-llava-onevision/
Qwen2-VL (Qwen Team, 2024)	2024-08	https://github.com/QwenLM/Qwen2-VL

Full-page Screenshot Slimming. For the full-page screenshot, we compute the Sobel gradients (Kanopoulos et al., 1988) to detect the edges and generate a gradient magnitude image. We iteratively remove the areas with gradients below a threshold, which represent the blank areas. This approach effectively reduces image size while maintaining critical document content.



Figure 9: **Illustration of the Screenshot Slim Process.** We leverage Sobel gradients (Kanopoulos et al., 1988) to identify blank areas and remove them. After slimming, the screenshot size is largely reduced without any information loss.

Input Prompts of LMM for Response Generation. We showcase the input prompts of LMM for the three tasks respectively in Table 6-8. We adopt two types of prompts for queries with an image and without images. For query with an image, we specifically require the LMM to leverage the image search result to solve the task.

Table 6: **Input Prompt of LMMs for Requery.** We adopt two different prompts for the query with image input and without image input. We leverage a 3-shot prompt to guide the LMM to generate a reasonable requery.

Question	Prompt
Query without image	<p>You are a helpful assistant. I am giving you a question, which cannot be solved without external knowledge. Assume you have access to a text-only search engine (e.g., google). Please raise a query to the search engine to search for what is useful for you to answer the question correctly. Your query needs to consider the attribute of the query to search engine. Here are 3 examples:</p> <p>Question: Did Zheng Xiuwen wear a knee pad in the women’s singles tennis final in 2024 Paris Olympics? Query to the search engine: Images of Zheng Xiuwen in the women’s singles tennis final in 2024 Paris Olympics</p> <p>Question: When will Apple release iPhone16? Query to the search engine: iPhone 16 release date</p> <p>Question: Who will sing a French song at the Olympic Games closing ceremony? Query to the search engine: Singers at the Olympic Games closing ceremony, French song.</p> <p>Question: <i>{question}</i>.</p> <p>Query to the search engine (do not involve any explanation):</p>
Query with image	<p>You are a helpful assistant. I am giving you a question including an image, which cannot be solved without external knowledge. Assume you have access to a search engine (e.g., google). Please raise a query to the search engine to search for what is useful for you to answer the question correctly. You need to consider the characteristics of asking questions to search engines when formulating your questions. You are also provided with the search result of the image in the question. You should leverage the image search result to raise the text query. Here are 3 examples:</p> <p>Question: Did Zheng Xiuwen wear a knee pad in the women’s singles tennis final in 2024 Paris Olympics? Query to the search engine: Images of Zheng Xiuwen in the women’s singles tennis final in 2024 Paris Olympics</p> <p>Question: When will Apple release iPhone16? Query to the search engine: iPhone 16 release date</p> <p>Question: Who will sing a French song at the Olympic Games closing ceremony? Query to the search engine: Singers at the Olympic Games closing ceremony, French song</p> <p>Question: <i>{query_image}{question}</i>. The image search result is: <i>{image_search_result}</i></p> <p>Query to the search engine (do not involve any explanation):</p>

Table 7: **Input Prompt of LMMs for Rerank.** We adopt two different prompts for the query with image input and without image input.

Question	Prompt
Query without image	<p>You are a helpful assistant. I am giving you a question and 8 website information related to the question (including the screenshot, snippet and title). You should now read the screenshots, snippets and titles. Select 1 website that is the most helpful for you to answer the question. Once you select it, the detailed content of them will be provided to help you correctly answer the question. The question is $\{question\}$. The website informations is $\{website_information\}$. You should directly output 1 website’s index that can help you most, and enclose the website in angle brackets. The output format should be: <Website Index >. An example of the output is: <Website 1 >. Your answer:</p>
Query with image	<p>You are a helpful assistant. I am giving you a question including an image. You are provided with the search result of the image in the question. And you are provided with 8 website information related to the question (including the screenshot, snippet, and title). You should now read the screenshots, snippets and titles of these websites. Select 1 website that is the most helpful for you to answer the question. Once you select it, the detailed content of them will be provided to help you correctly answer the question. The question is $\{query_image\}\{question\}$. The image search result is $\{image_search_result\}$. The website information is $\{website_information\}$. You should directly output 1 website’s index that can help you most, and enclose the website in angle brackets. The output format should be: <Website Index >. An example of the output is: <Website 1 >. Your answer:</p>

Table 8: **Input Prompt of LMMs for Summarization.** We adopt two different prompts for the query with image input and without image input.

Question	Prompt
Query without image	<p>You are a helpful assistant. I am giving you a question and 1 website information related to the question. Please follow these guidelines when formulating your answer: 1. If the question contains a false premise or assumption, answer “invalid question”. 2. When answering questions about dates, use the yyyy-mm-dd format. 3. Answer the question with as few words as you can.</p> <p>You should now read the information of the website and answer the question. The website information is <i>{website_information}</i>. The question is <i>{question}</i>. Please directly output the answer without any explanation:</p>
Query with image	<p>You are a helpful assistant. I am giving you a question including an image. You are provided with the search result of the image in the question. And you are provided with 1 website information related to the question. Please follow these guidelines when formulating your answer: 1. If the question contains a false premise or assumption, answer “invalid question”. 2. When answering questions about dates, use the yyyy-mm-dd format. 3. Answer the question with as few words as you can.</p> <p>You should now read the information of the website and answer the question. The website information is <i>{website_information}</i>. The image search result is <i>{image_search_result}</i>. The question is <i>{query_image}{question}</i>. Please directly output the answer without any explanation:</p>

C MORE DATA DETAILS

C.1 SUBFIELD DEFINITION

News area encompasses a vast spectrum of information, ranging from everyday events to engaging entertainment content and specialized fields such as scientific discoveries and financial analysis. This comprehensive coverage serves as a rigorous assessment of the model’s ability to process information in diverse domains. We divide this expansive area into eight distinct subfields:

- **Traditional Sports:** Data concerning traditional athletic competitions, team performances, player statistics, and sporting events. This includes scores, league standings, player transfers, and analysis of various professional sports across different leagues and countries.
- **e-Sports:** Information about competitive video gaming, including tournament results, player rankings, and league information. This covers various game titles, team formations, streaming viewership statistics, and tournament information.
- **Technology:** Information about technological innovations, gadgets, software developments, and tech industry news. This includes product launches, software updates, cybersecurity issues, and artificial intelligence advancements.
- **Paper:** Content related to academic papers, research publications, and scholarly articles in various artificial intelligence fields. The queries include method explanation, figure understanding, and experiment settings.
- **Entertainment:** Data about movies, music, television, celebrities, and other forms of popular entertainment. It also includes data concerning video games.
- **Finance:** Information on financial markets, economic indicators, business news, and monetary policies. This covers stock prices, company earnings reports, company financial statements, and regulatory news regarding finance.
- **General News:** Broad coverage of various news topics not specific to any particular subfield. This includes a mix of local and global events, human interest stories, lifestyle articles, climate news, and general interest content that doesn’t fit neatly into other specialized news subfields.
- **False Premise:** Data related to misinformation or incorrect assumptions in the query. This subfield focuses on fact-checking capabilities. All the answers to the queries of this subfield are ‘invalid question’.

Knowledge area represents broad subfields of information and data related to general knowledge across various disciplines. This area concentrates on rare knowledge that most LMMs fail to answer. We categorize this area into five subfields:

- **Architecture:** Information about building design, architectural styles, building information, and construction projects. This includes city landmarks, the comparison of architectural styles, and multi-view architecture matchings.
- **Arts:** Data concerning visual arts, drawings, sculptures, badges, and other forms of creative expression. This covers artwork details, artist profiles, artwork history, and artwork style comparisons.
- **Fashion:** Content related to clothing trends, fashion brands, and designer collections. This includes retail price, clothing style, release date, and brand information.
- **Astronomy:** Information about celestial objects, space exploration, astronomical phenomena, and related research. This covers observational data from telescopes and image results from space missions. The questions focus on the background information of these celestial objects presented in the query image.
- **Anime:** Data about Japanese animation, including series storylines and character information. This encompasses character background, character appearance, voice actor information, and chapter information.
- **Auto:** Content related to automobiles, including vehicle specifications, industry trends, and automotive technology. This covers new car models, performance test results, coefficients of cars, and release date.

D QUALITATIVE EXAMPLES

Question: In the LPL 2024 Summer season, how many teams were in Group Ascend?

Answer: 9

Area: News

Subfield: ⚡ Sports

Round1 Requery

GPT-4o: LPL 2024 Summer season Group Ascend teams count

Qwen2-VL: LPL 2024 Summer season Group Ascend teams

LLaVA-OneVision: LPL 2024 Summer season Group Ascend teams

Round2 Rerank

GPT-4o Brief Results:

 <p><Website 1>: Title: LPL 2024 Summer - Leaguepedia League of Legends Esports Wiki - Fandom Snippet: The 2024 League of Legends Pro League (LPL) is the second split of the twelfth year of China's professional League of Legends league. The summer season sees major changes of LPL structure, including introduction of "Fearless Draft" rules and return of group stages. Seventeen teams play against each other first in four double round robins, and then in two single round robins.</p>	 <p><Website 5>: Title: Group Stage / LPL 2024 Summer - schedule, results Snippet: LPL 2024 Summer Match results, calendar, VODs, stream, team rosters, schedule ... VODs, stream, team rosters, schedule. LoL News Bets and predictions Matches Events Teams Players. LPL 2024 Summer LoL. u2022 2024-06-01 - 0000-00-00 u2022 \$578600. Stats. Event Placements Qualifier Group Stage Playoff Regional Finals. Group Stage Playoff - Phase 3 ...</p>
 <p><Website 2>: Title: LPL Summer 2024 - Liqiepedia League of Legends Wiki Snippet: The LPL Summer 2024 split is the second split of the 2024 LPL season. The league maintains all 17 teams from the Spring Split, and will be held across China, in cities such as Shanghai, Suzhou, Shenzhen, Xi'an and Beijing. Bilibili Gaming is the defending title champion. This split, the LPL will experiment with a different format, featuring a ...</p>	 <p><Website 6>: Title: 2024 LPL season - Wikipedia Snippet: The 2024 LPL season is the 12th and ongoing season of the League of Legends Pro League ... The bottom two ascend group teams and the top four nirvana group teams will have to contest an additional match. [6] As per usual, the champion for Summer 2024 will qualify for the 2024 World Championship as China's number one seed. Spring. Regular Season</p>
 <p><Website 3>: Title: LPL 2024 Summer Placements - Leaguepedia League of Legends Esports Wiki Snippet: The 2024 League of Legends Pro League (LPL) is the second split of the twelfth year of China's professional League of Legends league. The summer season sees major changes of LPL structure, including introduction of "Fearless Draft" rules and return of group stages. Seventeen teams play against each other first in four double round robins, and then in two single round robins.</p>	 <p><Website 7>: Title: JD Gaming vs. EDward Gaming / LPL 2024 Summer Placements - Reddit Snippet: JD Gaming vs. EDward Gaming / LPL 2024 Summer Placements - Week 4 - Group A / Post-Match Discussion LPL 2024 SUMMER ... With this win by JDG, FPX advance to Group Ascend alongside JDG for the LPL 2024 Summer Season. JDG Leaguepedia Liqiepedia Website Twitter EDG Leaguepedia Liqiepedia ... Team WE vs. Bilibili Gaming / LPL 2024 ...</p>
 <p><Website 4>: Title: LPL 2024 Summer LoL Coverage GosuGamers Snippet: The 2024 League of Legends Pro League (LPL) is the second split of the twelfth year of China's professional League of Legends league. The summer season sees major changes of LPL structure. Placements tournament will determine the groupings for the group stage. Jun 2024. 01.</p>	 <p><Website 8>: Title: League of Legends LPL 2024 Summer Split - Sportskeeda Snippet: The LPL 2024 Summer Split format is vastly different, and a big change for a major region. The first stage of the Summer Split will be the Placements stage. Teams are divided into four groups with ...</p>

GPT-4o Rerank: **<Website 6>**

Figure 10: Response and middle results comparison of GPT-4o (OpenAI, 2024b), Qwen2-VL-7B (Qwen Team, 2024), and LLaVA-OneVision-7B (Li et al., 2024b) in the end-to-end task.

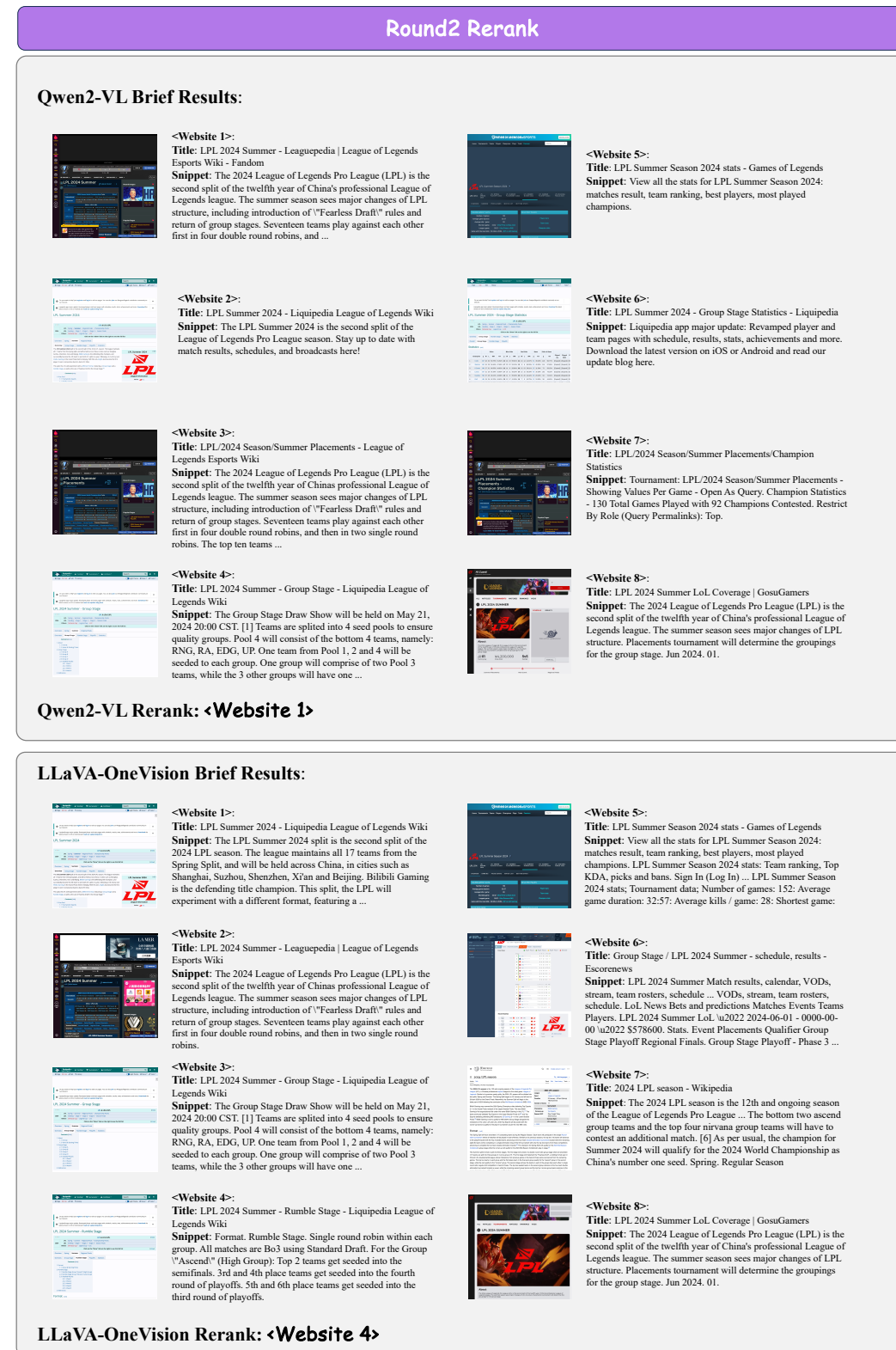
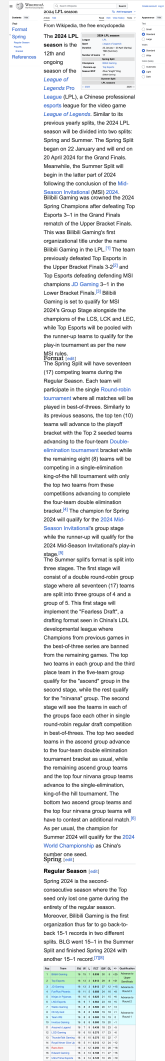


Figure 11: Response and middle results comparison of GPT-4o (OpenAI, 2024b), Qwen2-VL-7B (Qwen Team, 2024), and LLaVA-OneVision-7B (Li et al., 2024b) in the end-to-end task.

Round3 Summarization

GPT-4o

Full-page Screenshot:



Content:

for Spring 2024 will qualify for the 2024 Mid-Season Invitational 's group stage while the runner-up will qualify for the 2024 Mid-Season Invitational 's play-in stage . [5] The Summer split 's format is split into three stages . The first stage will consist of a double round-robin group stage where all seventeen (17) teams are split into three groups of 4 and a group of 5 . This first stage will implement the " Fearless Draft " , a drafting format seen in China 's LDL developmental league where Champions from previous games in the top four nirvana group teams advance to the single-elimination , king-of-the hill tournament . The bottom two ascend group teams and the top four nirvana group teams will have to contest an additional match . [6] As per usual , the champion for Summer 2024 will qualify for the 2024 World Championship as China 's number one seed . Spring [edit] Regular Season [edit] Spring 2024 is the second-consecutive season where the Top seed only lost one game during the entirety of the regular season . Moreover , Bilibili Gaming is the first organization 2024 LPL season Add links From Wikipedia , the free encyclopedia Sports season 2024 LPL season League LPL Sport League of Legends Duration 22 January – 20 April (Spring) TBD (Summer) Number of teams 17 Spring Split Champions Bilibili Gaming Runners-up Top Esports Season MVP Zhuo " knight " Ding (Bilibili Gaming) Summer Split LPL seasons ← 2023 2025 → The 2024 LPL season is the 12th and ongoing season of the League of Legends Pro League (LPL) , a Chinese professional esports league for the video game League of Legends .

Similar to its previous yearly splits , the 2024 LPL season will be divided into two splits : Spring and Summer . The Spring Split began on 22 January and will end on 20 April 2024 for the Grand Finals . Meanwhile , the Summer Split will begin in the latter part of 2024 following the conclusion of the Mid-Season Invitational (MSI) 2024 . Bilibili Gaming was crowned the 2024 Spring Champions after defeating Top Esports 3–1 in the Grand Finals rematch of the Upper Bracket Finals . This was Bilibili Gaming 's first organizational title under the name Bilibili Gaming in the LPL . [1] The team previously defeated Top Esports in the Upper Bracket Finals 3–2 [2] and Top Esports defeating defending MSI champions JD Gaming 3–1 in the Lower Bracket Finals . [3] Bilibili Gaming is set to qualify for MSI 2024 's Group Stage alongside the champions of the LCS , LCK and LEC , while Top Esports will be pooled with the runner-up teams to qualify for the play-in tournament as per the new MSI rules . Format [edit] The Spring Split will have seventeen

thus far to go back-to-back 15-1 records in two different splits . BLG went 15–1 in the Summer Split and finished Spring 2024 with another 15–1 record . [7] [8] Pos Team Pld W L PCT GW GL +/- Qualification 1 Bilibili Gaming 16 15 1 0.938 30 5 +25 Advance to Upper Semifinals 2 Top Esports 16 13 3 0.813 29 8 +21 3 JD Gaming 16 13 3 0.813 27 12 +15 Advance to Round 3 4 FunPlus Phoenix 16 11 5 0.688 24 16 +8 5 Ninjas in Pyjamas 16 10 6 0.625 Gaming will return to MSI 2024 as one of the four group-stage qualifying teams . Top Esports ' defeat means their qualification to MSI 2024 will be through the Play-In stage where they are group alongside the 2023 League of Legends World Champions T1 . [10] Bracket [edit] Round 1 Round 2 Round 3 Upper semifinals Upper final Final 1 Bilibili Gaming 3 4 FunPlus Phoenix 1 5 Ninjas in Pyjamas 1 5 Ninjas in Pyjamas 3 5 Ninjas in Pyjamas 3 1 Bilibili Gaming 3 8 Oh My God 1 9 Team WE 2 2

April 2024 . ^ " All teams qualified for MSI 2024 League of Legends | ONE Esports " . www.oneesports.gg . 20 April 2024 , Retrieved 20 April 2024 . v t e League of Legends Pro League Teams Anyone 's Legend Bilibili Gaming Edward Gaming FunPlus Phoenix Invictus Gaming JD Gaming LGD Gaming LNG Esports Ninjas in Pyjamas Oh My God Rare Atom Royal Never Give Up Team WE Top Esports TT Gaming Ultra Prime Weibo Gaming Seasons 2020 2021 2022 2023 2024 v t e 2024 in professional League of Legends competition International Mid-Season Invitational Esports World Cup World Championship Regional LCS LEC LCK LPL PCS Retrieved from " https : //en.wikipedia.org/w/inde x.php ? title=2024_LPL_season & oldid=1237480104 " Categories : League of Legends Pro League seasons 2024 in esports Hidden categories : Use dmy dates from April 2024 Articles with short description Short description matches Wikidata

GPT-4o Summarize: 2



Figure 12: Response and middle results comparison of GPT-4o (OpenAI, 2024b), Qwen2-VL-7B (Qwen Team, 2024), and LLaVA-OneVision-7B (Li et al., 2024b) in the end-to-end task.

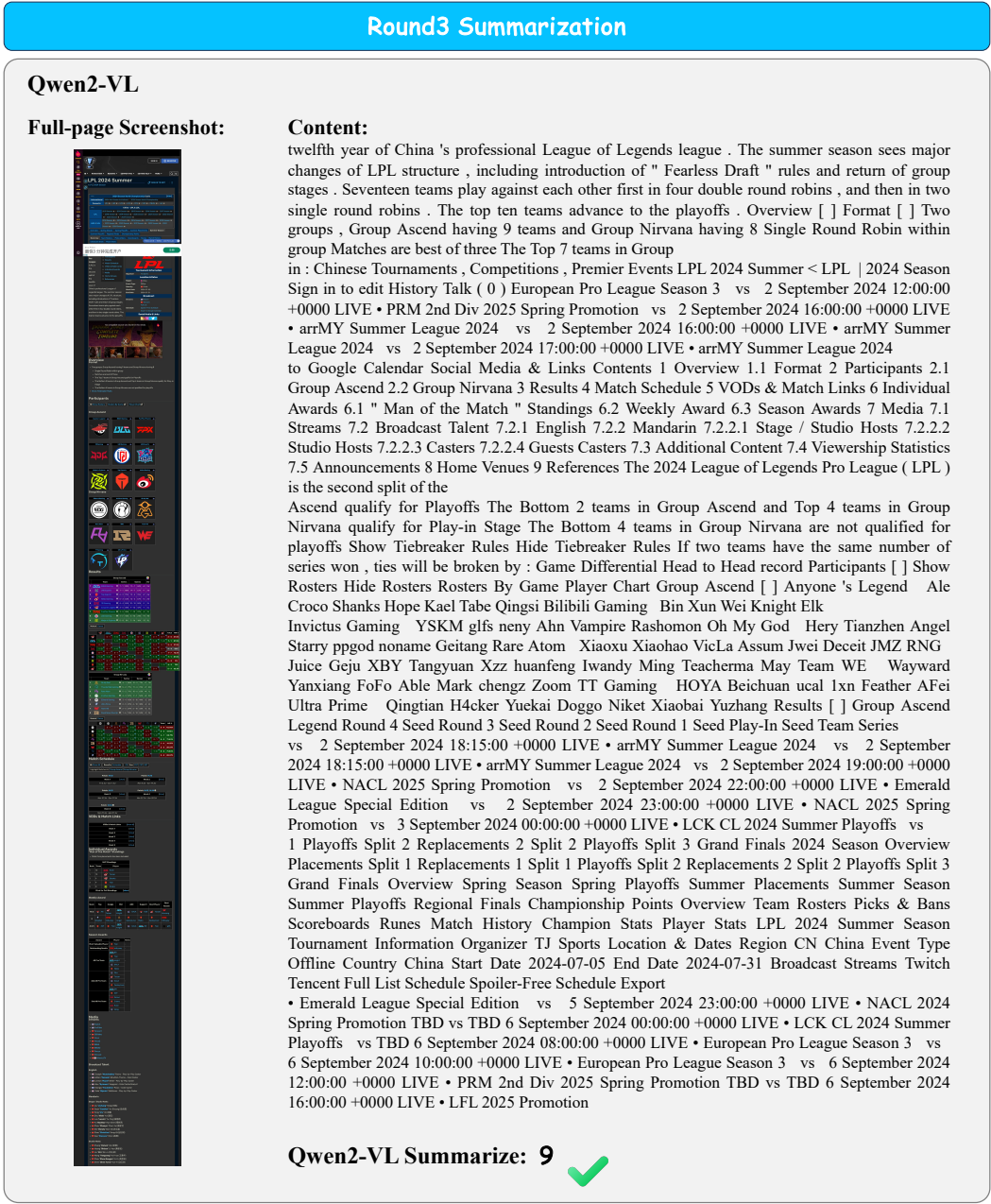
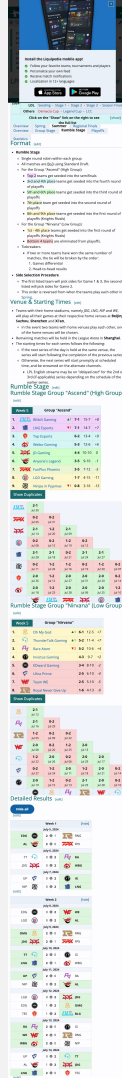


Figure 13: Response and middle results comparison of GPT-4o (OpenAI, 2024b), Qwen2-VL-7B (Qwen Team, 2024), and LLaVA-OneVision-7B (Li et al., 2024b) in the end-to-end task.

Round3 Summarization

LLaVA-OneVision

Full-page Screenshot:



Content:

register and log in to edit our pages . You can also join our # leagueoflegends contributor community on our Discord . Liguipedia app match pages updated ! Liguipedia app match pages are overhauled ! Download on Android or iOS ! Liguipedia app 's match pages got completely revamped with game data , standings , VODs and more ! Download the the latest version on iOS or Android and read our update blog here . LPL 2024 Summer - Rumble Stage From Liguipedia League of Legends Wiki < LPL | 2024/Summer v Group " Ascend " (High Group) 2.2 Rumble Stage Group " Nirvana " (Low Group) 2.3 Detailed Results 2.3.1 Week 1 2.3.2 Week 2 2.3.3 Week 3 2.3.4 Week 4 2.3.5 Week 5 3 References Format [edit] Rumble Stage Single round robin within each group All matches are Bo3 using Standard Draft . For the Group " Ascend " (High Group) : Top 2 teams get seeded into the semifinals 3rd and 4th place teams get seeded into the fourth round of playoffs 5th and 6th place teams get seeded into the d e LPL & LDL/LSPL 2024 LPL Group " Ascend " (High Group) [edit] Group " Ascend " Week 5 Week 1 Week 2 Week 3 Week 4 Week 5 1 . Anyone 's Legend 1-0 2-0 +2 1 . LNG Esports 1-0 2-0 +2 1 . Weibo Gaming 1-0 2-0 +2 Bilibili Gaming 0-0 0-0 0 LGD Gaming 0-0 0-0 0 Top Esports 0-0 0-0 0 7 . FunPlus Phoenix 0-1 0-2 -2 7 . JD Gaming 0-1 0-2 -2 7 . Ninjas in Pyjamas 0-1 0-2 -2 1 . LNG Esports 3-0 6-1 +5 2 . Anyone 's Legend ▼ 1 3-1 2024 - 17:00 CST Match Page 36:33 22:46 MVPs : Bin , knight Bans Game 1 Game 2 JDG 0 2 TES JD Gaming 0 2 Top Esports July 31 , 2024 - 19:00 CST Match Page 41:08 26:12 MVPs : 369 , 369 Bans Game 1 Game 2 Match was held in Beijing . References [edit] Retrieved from " https : //liquipedia.net/leagueoflegends/index.php ? title=LPL/2024/Summer/Rum ble Stage & oldid=828570 " Hidden categories : Pages reading from original match table Pages storing into original game table Pages storing into original match table Do you want to help ? Just LNG LGD Gaming 1 2 LNG Esports July 27 , 2024 - 15:10 CST Match Page 32:40 30:05 30:02 MVPs : haichao , Hang , Weiwei Bans Game 1 Game 2 Game 3 Match was held in Suzhou . EDG 2 0 UP EDward Gaming 2 0 Ultra Prime July 27 , 2024 - 17:10 CST Match Page 29:19 34:56 MVPs : Cryin , Jiejie Bans Game 1 Game 2 FPX 0 2 TES FunPlus Phoenix 0 2 Top Esports July 27 , 2024 - 19:30 CST Match Page 33:43 24:02 MVPs : 19:10 CST Match Page 26:56 27:10 MVPs : Zika , Weiwei Bans Game 1 Game 2 Match was held in Shenzhen . Week 2 [edit] Week 2 July 8 , 2024 EDG 0 2 WE EDward Gaming 0 2 Team WE July 8 , 2024 - 17:10 CST Match Page 27:19 29:46 MVPs : Yanxiang , Able Bans Game 1 Game 2 Match was held in Xi'an . LGD 0 2 AL LGD Gaming 0 2 Anyone 's Legend July 8 , 2024 - 19:10 CST Match Page 28:09 28:36 MVPs , 2024 - 17:10 CST Match Page Spring Summer Regional Finals Championship Points LDL Seeding Stage 1 Stage 2 Stage 3 Season Finals Others Demacia Cup Legend Cup LCC Click on the " Show " link on the right to see the full list 2023 LPL Spring Summer Regional Finals Championship Points LDL Stage 1 Stage 2 Stage 3 Others Demacia Cup LCC 2022 LPL Spring Summer Regional Finals Championship Points LDL Spring Summer Others Demacia Cup LCC 2021 LPL Spring Summer Regional Finals Championship Points LDL Spring Summer Others Demacia Cup LCC 2020 LPL Spring Summer Regional Finals Championship LNG Esports July 7 , 2024 - 33:22 41:37 MVPs : Xiaohao , Xiaoxu Bans Game 1 Game 2 JDG 0 2 WBG JD Gaming 0 2 Weibo Gaming July 6 , 2024 - 19:10 CST Match Page 43:33 33:25 MVPs : Tarzan , Breathe Bans Game 1 Game 2 Match was held in Beijing . July 7 , 2024 UP 0 2 iG Ultra Prime 0 2 Invictus Gaming July 7 , 2024 - 17:10 CST Match Page 31:35 39:02 MVPs : Glfs , Ahn Bans Game 1 Game 2 NIP 0 2 LNG Ninjas in Pyjamas 0 2 July 27 , 2024 LGD 1 2

LLaVA-OneVision Summarize: 8 ✗

Figure 14: Response and middle results comparison of GPT-4o (OpenAI, 2024b), Qwen2-VL-7B (Qwen Team, 2024), and LLaVA-OneVision-7B (Li et al., 2024b) in the end-to-end task.

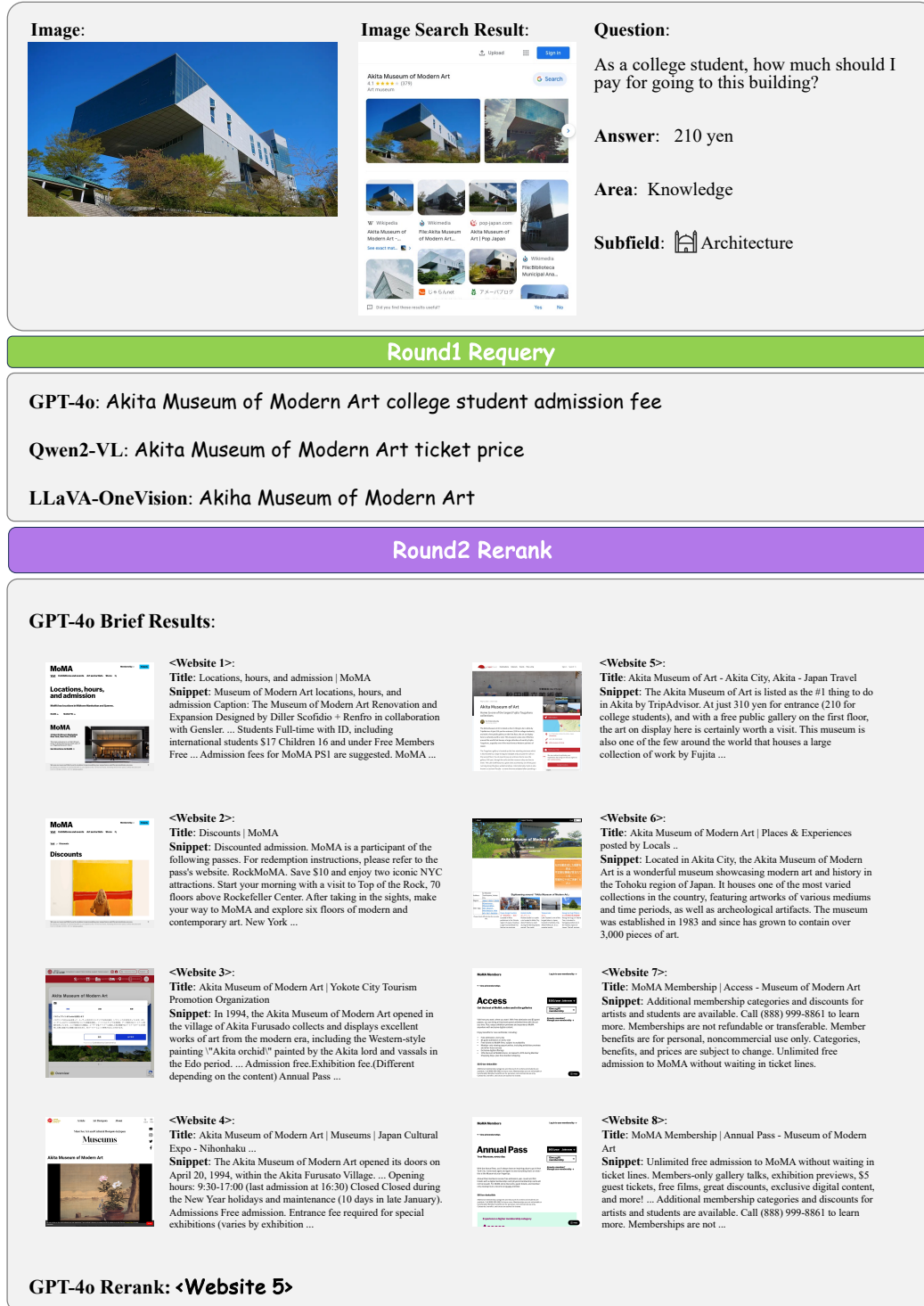
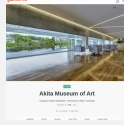


Figure 15: Response and middle results comparison of GPT-4o (OpenAI, 2024b), Qwen2-VL-7B (Qwen Team, 2024), and LLaVA-OneVision-7B (Li et al., 2024b) in the end-to-end task.

Round2 Rerank

Qwen2-VL Brief Results:



<Website 1>
Title: Akita Museum of Art - Must-See, Access, Hours & Price
Snippet: This art museum was opened in 2013 in "Area Nakaiichi" near Akita Station as a hub of arts and cultures. The modern building was designed by Tadao Ando. The interior with repeated triangles and inorganic concrete walls creates out-of-the-ordinary artistic space.



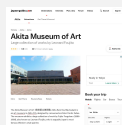
<Website 2>
Title: Akita Museum of Modern Art | Yokote City Tourism Promotion Organization
Snippet: In 1994, the Akita Museum of Modern Art opened in the village of Akita Furusado collects and displays excellent works of art from the modern era, including the Western-style painting "Akita orchid" painted by the Akita lord and vassals in the Edo period. I will.



<Website 3>
Title: Akita Museum of Modern Art Opening hours, specific address, ticket ...
Snippet: How does Akita Museum of Modern Art play? Including Akita Museum of Modern Art ticket information, prices and fees, reservations, opening hours, transportation, maps, addresses, travel guides, recommended accommodation, nearby restaurants and other practical information, book Akita Museum of Modern Art tickets at super-valuable prices through Trip com to enjoy Super discounts or learn more ...



<Website 4>
Title: Akita Museum of Modern Art Details / Explore Japan Travel by NAVITIME ...
Snippet: This museum was opened in 1994 in Yokote City, Akita Prefecture. It primarily exhibits modern works by Akita native or related artists. In addition, the Hi-Vision Gallery holds the museum's collection. The first floor has a Museum School offering regular lectures on art and many people participate.



<Website 5>
Title: Akita Museum of Art - Akita Travel - japan-guide.com
Snippet: The Akita Museum of Art (u79cbu7530u770c u7acbu78e u8853 u9928, Akita Kenritsu Bijutsukan) is an art museum in Akita City designed by renowned architect Ando Tadao. The museum exhibits a large collection of work by Fujita Tsuguharu (1886-1968), also known as Leonard Foujita, who is arguably Japan's most famous Western style painter.



<Website 6>
Title: Akita Museum of Modern Art - Wikipedia
Snippet: Akita Museum of Modern Art (u79cbu7530u770c u7acbu78e u8853 u9928, Akita Kenritsu Kindai Bijutsukan) opened in Yokote, Akita Prefecture, Japan in 1994 and houses an important collection of Akita ranga .



<Website 7>
Title: Akita Museum of Modern Art | Places & Experiences posted by Locals ...
Snippet: The Akita Museum of Modern Art is open from 10am until 5pm every day, and admission is free. Whether you're an art enthusiast or a casual visitor, the museum is an excellent option for exploring the history and cultural significance of Akita's art scene. [Text: @AI, Translation: @AI]



<Website 8>
Title: Akita Museum of Art - Travel in Japan
Snippet: The Akita Museum of Art in Akita City, Japan, showcases modern and contemporary Japanese art, including over 5,000 pieces. Highlights include works by Tsuguharu Fujita and other renowned artists. Designed by architect Tadao Ando, the museum offers stunning exhibits and temporary exhibitions in a striking water and concrete building.

Qwen2-VL Rerank: <Website 3>

LLaVA-OneVision Brief Results:



<Website 1>
Title: Akita Museum of Modern Art - Wikipedia
Snippet: Akita Museum of Modern Art. Coordinates: 39u006017u203233u2033N 140u006032u203251u2033E. Akita Museum of Modern Art (u79cbu7530u770c u7acbu78e u8853 u9928, General information. Address: Tomigasawa-62-46, Akasaka, Town or city.



<Website 5>
Title: Akita Museum of Modern Art - All You Need to Know BEFORE ... - Tripadvisor
Snippet: Akita Museum of Modern Art. See all things to do. See all things to do. Akita Museum of Modern Art. 3.5. 19 reviews #12 of 55 things to do in Yokote. Art Museums. Write a review. Full view. All photos (39) Suggest edits to improve what we show. Improve this listing. Top ways to experience nearby attractions. Samurai Food Walk in Kakunodate. 2.



<Website 2>
Title: MoMA
Snippet: MoMA is a place that fuels creativity, ignites minds, and provides inspiration. Its extraordinary exhibitions and collection of modern and contemporary art are dedicated to helping you understand and enjoy the art of our time. Caption: The Museum of Modern Art Renovation and Expansion Designed by Diller Scofidio + Renfro in collaboration with Gensler.



<Website 6>
Title: Iraq's Modern Art Collection, Waiting to Re-emerge
Snippet: Such is the state of Iraq's modern art collection, renamed the National Museum of Modern Art in 2006 yet still an institution that exists mostly as an idea. That it exists at all is owed largely ...



<Website 3>
Title: The Complete Guide to the Museum of Modern Art in New York City - TripSavvy
Snippet: New York City's Museum of Modern Art, a.k.a. MoMA, was closed from June until October 2019 for a major \$450 million overhaul, both structurally and content-wise. Now expanded by 47,000 square feet (a 30-percent increase), MoMA boasts technological enhancements, including more than 200 digital audio guides you can listen to via free Wi-Fi, and an ever-changing temporary and permanent collection ...



<Website 7>
Title: MoMA Visitor Tips and Advice - TripSavvy
Snippet: The Museum of Modern Art, or MoMA for short, is one of New York City's most impressive museums. Designed by Japanese architect Yoshio Taniguchi, the building itself is as magnificent as its extensive art collection. The large six-story museum is home to many rotating exhibits and permanent art collections, so make sure to plan ahead to maximize your time.



<Website 4>
Title: Locations, hours, and admission | MoMA
Snippet: 10:30 a.m.-5:30 p.m. MoMA is open every day except Thanksgiving and Christmas. Exhibition and collection galleries close approximately 15 minutes prior to Museum closing. Our stores and restaurants have different hours.



<Website 8>
Title: AD Classics: The Museum of Modern Art | ArchDaily
Snippet: Share. The entrance to the Museum of Modern Art is tucked beneath a demure facade of granite and glass in Midtown Manhattan. Its clean, regular planes mark Yoshio Taniguchi's 2004 addition to the ...

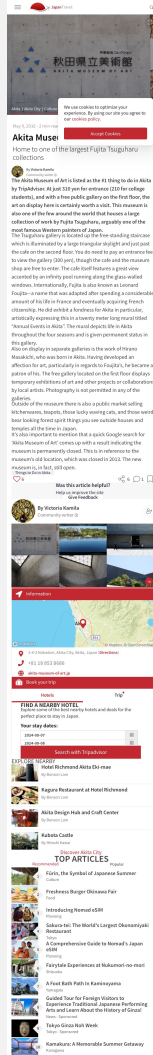
LLaVA-OneVision Rerank: <Website 1>

Figure 16: Response and middle results comparison of GPT-4o (OpenAI, 2024b), Qwen2-VL-7B (Qwen Team, 2024), and LLaVA-OneVision-7B (Li et al., 2024b) in the end-to-end task.

Round3 Summarization

GPT-4o

Full-page Screenshot:



Content:

Akita Akita City Culture Akita Akita City Culture May 9, 2016 - 2 min read Akita Museum of Art Home to one of the largest Fujita Tsuguharu collections By Victoria Kamila Community writer The Akita Museum of Art is listed as the # 1 thing to do in Akita by TripAdvisor . At just 310 yen for entrance (210 for college students) , and with a free public gallery on the first floor , the art on display here is certainly worth a visit . This museum is also one of the few around the world that

Art ' comes up with a result indicating the museum is permanently closed . This is in reference to the museum ' s old location , which was closed in 2013 . The new museum is , in fact , still open . Things to Do in Akita 6 6 Share on Facebook Share on X (Twitter) Copy link to share 1 Was this article helpful ? Help us improve the site Give Feedback By Victoria Kamila Community writer Following Follow +6 Information 1-4-2 Nakadori , Akita City , Akita , Japan (Directions) +81 18 853

8686 akita-museum-of-art.jp Book your trip Hotels Trip Find a nearby hotel Explore some of the best nearby hotels and deals for the perfect place to stay in Japan . Your stay dates : Search with Tripadvisor Start your trip now When do you want to travel ? My dates are flexible Get started Explore nearby Hotel Richmond Akita Eki-mae By Bonson Lam Kagura Restaurant at Hotel Richmond By Bonson Lam Akita Design Hub and Craft Center By Bonson Lam Kubota Castle By Hitoshi Kawai Discover Akita City Top Articles Recommended Popular 1 Freshness Burger Okinawa Fair Food 2 Guided Tour

Foujita ' s , he became a patron of his . The free gallery located on the first floor displays temporary exhibitions of art and other projects or collaborations by local artists . Photography is not permitted in any of the galleries . Outside of the museum there is also a public market selling kitchenwares , teapots , those lucky waving cats , and those weird bear looking forest spirit things you see outside houses and temples all the time in Japan . It ' s also important to mention that a quick Google search for ' Akita Museum of

known as Leonard Foujita—a name that was adapted after spending a considerable amount of his life in France and eventually acquiring French citizenship . He did exhibit a fondness for Akita in particular , artistically expressing this in a twenty meter long mural titled “ Annual Events in Akita ” . The mural depicts life in Akita throughout the four seasons and is given permanent status in this gallery . Also on display in separate galleries is the work of Hirono Masakichi , who was born in Akita . Having developed an affection for art , particularly in regards to

claim about Google saying it is closed . Wikipedia , Google maps , and the official website all say it is open (in English and in Japanese) . Perhaps there a few outdated websites that list it as closed . I used to go to the old one when I was in Akita 2011-2012 . The new one with poolside cafe looks nice . Reply Show all 0 replies 1 comment in total

houses a large collection of work by Fujita Tsuguharu , arguably one of the most famous Western painters of Japan . The Tsuguharu gallery is located up the free-standing staircase which is illuminated by a large triangular skylight and just past the cafe on the second floor . You do need to pay an entrance fee to view the gallery (300 yen) , though the cafe and the museum shop are free to enter . The cafe itself features a great view accented by an infinity pool running along the glass-walled windows . Internationally , Fujita is also

for Foreign Visitors to Experience Traditional Japanese Performing Arts and Learn About the History of Ginza ! News - Sponsored 3 Introducing Nomad eSIM Planning 4 Sakura-tei : The World ' s Largest Okonomiyaki Restaurant Tokyo 5 Kamakura : A Memorable Summer Getaway Kanagawa 6 A Foot Bath Path In Kaminoyama Yamagata 7 Fairytale Experiences at Nukumori-no-mori Shizuoka 8 A Comprehensive Guide to Nomad ' s Japan eSIM Planning 9 Tokyo Ginza Noh Week Tokyo - Sponsored 10 Fürin , the Symbol of Japanese Summer Culture 1 A Guide to Japanese Visas Planning 2 Guide to Bringing Medicines Into Japan Planning

GPT-4o Summarize: 210 yen ✓

Figure 17: Response and middle results comparison of GPT-4o (OpenAI, 2024b), Qwen2-VL-7B (Qwen Team, 2024), and LLaVA-OneVision-7B (Li et al., 2024b) in the end-to-end task.

Round3 Summarization

Qwen2-VL

Full-page Screenshot:



Content:

Reviews US \$ 66.00 View Top Restaurant Picks Near Akita Museum of Modern Art 1 . Bar Pasaporte Address : 204-1 Aza Takuboshita Fuke Otsutsumi Distance : 445m Bar Pasaporte No reviews yet Other Cuisine View 2 . Kuidoraku Price : \$ 8.00 Address : 7-2 Ekimaecho, Yokote, Akita 013-0036 Distance : 2.28km Kuidoraku No reviews yet Bars/Bistros US \$ 8.00 View 3 . Korakuen Yokoteten Price : \$ 5.00 Address : It is 28-1, Sanmaibashi in Maego, Yokote-shi, Akita character Distance : 2.03km Korakuen Yokoteten No reviews yet Other Chinese Cuisine US \$ 5.00 View 4 . Ganso Kamiya Yakisoba Restaurant Address : Nakano-117-67 Oyashinmachi, Yokote, Akita 013-0051, Japan Distance : 1.17km Ganso Kamiya Yakisoba Restaurant No reviews yet Fast Food View Verified Reviews of Akita Museum of Modern Art 第二号爱人 : 遇上秋田杆灯季, 还是挺热闹的一个节日在美术馆里面的话, 也有这种节日的气氛, 氛围都还是相当不错的, 而且的话里面虽然没有特别多的名画名品, 但是因为 是免费进入, 所以值得参观。Jedy Tan : 属于小众景点了, 秋田县本来就不大, 美术馆还在一个小 市里。但参观过能看出日本人近现代对西洋艺术的崇尚 xiaomoufa : 哈哈, 这是一个非常美丽的美术馆, 特别有意思的一个 景点。E30 * * * 67 : 蛮大的美术馆, 里面画有些我们国家古代的味道, 蛮不错 的 Also Popular With Visitors to Akita Museum of Modern Art 1 . Sendai Umino-Mori Aquarium Price : \$ 14.30 Discount : \$ 2.04 Recommended sightseeing time : : 4-5 hours Address : Japan , 〒983-0013 and free . everything related to the ninjas were very fun . Edo Wonderland Nikko Edomura 4.5 / 5 43 Reviews No.3 of Best Things to Do in Nikko Theme Parks From US \$ 37.43 View Contents Duration Museum of Modern Art Opening Times Akita Museum of Modern Art Address Suggested Visit Duration for Akita Museum of Modern Art Featured Accommodation Near Akita Museum of Modern Art 1 . Hotel Plaza Annex Yokote 2 . Yokote Central Hotel 3 . Quad Inn Yokote 4 . Yokote Plaza Hotel Top Restaurant Picks Near Akita Museum of Modern Art 1 . Bar Pasaporte Hotels Flights Trains Cars Car Rentals Airport Transfers App Customer Support USD Search Bookings Sign in / Register Travel with Trip.com Travel Guide for Akita Museum of Modern Art in September (Updated 2024) Akita Museum of Modern Art Opening Times Year round : 9:30-17:00 Akita Museum of Modern Art Address 62-46, Akasaka Tomigazawa | Inside Akita Furusato Mura , Yokote, Akita Prefecture Suggested Visit Duration for Akita Museum of Modern Art 1-2 hours Featured Accommodation Near Akita Museum of Modern Art 1 . Hotel Plaza Annex Yokote Address 2 . Kuidoraku 3 . Korakuen Yokoteten 4 . Ganso Kamiya Yakisoba Restaurant Verified Reviews of Akita Museum of Modern Art Also Popular With Visitors to Akita Museum of Modern Art 1 . Sendai Umino-Mori Aquarium 2 . Tsugaru-han Neputa mura Village 3 . Suntopia World 4 . Edo Wonderland Nikko Edomura Contents Akita Museum of Modern Art Opening Times Akita Museum of Modern Art Address Suggested Visit Duration for Akita Museum of Modern Art Featured Accommodation Near Akita Museum of Modern Art 1 . Hotel Plaza Annex Yokote 2 . Yokote Central Hotel 3 . Quad Inn Yokote 4 . Yokote Plaza Hotel Top Restaurant Picks Near Akita Museum of Modern Art 1 . Bar Pasaporte 2 . Kuidoraku 3 . Korakuen Yokoteten 4 . Ganso Kamiya Yakisoba Restaurant Verified Reviews of Akita Museum of Modern Art Also Popular With Visitors to Akita Museum of Modern Art 1 . Sendai Umino-Mori Aquarium 2 . Tsugaru-han Neputa mura Village 3 . Suntopia World 4 . Edo Wonderland Nikko Edomura Popular Travelogues Bangkok Travelogue | Manila Travelogue | Tokyo Travelogue | Taipei Travelogue | Hong Kong Travelogue | Seoul Travelogue | Kuala Lumpur Travelogue | Los Angeles Travelogue | Shanghai Travelogue \$ 14.30 View 2 . Tsugaru-han Neputa mura Village Price : \$ 3.38 Address : Japan , 〒036-8332 Aomori , Hirosaki , Kamenokomachi , 6 1 Distance : 0.63 mi Tsugaru-han Neputa mura Village No reviews yet From US \$ 3.38 View 3 . Suntopia World Price : \$ 8.85 Recommended sightseeing time : : 0.5-1 day Address : 1-1 Kubo , Agano , Niigata 959-2212, Japan Distance : 5.06 mi What travelers say : M515shunyi1618 : Very suitable for family outings of playground , Ferris wheel , pirate ship are fun . Suntopia World 5 / 5 9 Reviews Amusement Ekimaecho Price : \$ 53.00 Distance : 2.23km Hotel Plaza Annex Yokote 4.3 / 5 37 Reviews -5 % US \$ 53.00 View 2 . Yokote Central Hotel Address : Heiwacho 9-10 Price : \$ 50.00 Distance : 2.91km Yokote Central Hotel 3.7 / 5 18 Reviews -5 % US \$ 50.00 View 3 . Quad Inn Yokote Address : Sekibata-52-1 Yasuda Price : \$ 58.00 Distance : 1.9km Quad Inn Yokote 4.1 / 5 14 Reviews US \$ 58.00 View 4 . Yokote Plaza Hotel Address : 7-1 Ekimaecho Price : \$ 66.00 Distance : 2.27km Yokote Plaza Hotel 3.9 / 5 10

Qwen2-VL Summarize: US \$ 66.00



Figure 18: Response and middle results comparison of GPT-4o (OpenAI, 2024b), Qwen2-VL-7B (Qwen Team, 2024), and LLaVA-OneVision-7B (Li et al., 2024b) in the end-to-end task.

