

Worldline Proof of Eikonal Exponentiation

Yuchen Du,^{a,b} Siddarth Ajith,^a Ravisankar Rajagopal,^a and Diana Vaman^a

^a*Department of Physics, University of Virginia,
Charlottesville, Virginia 22904-4714, USA*

^b*School of Physics and Shing-Tung Yau Center, Southeast University,
Nanjing 210018, China*

E-mail:

sa4fb@virginia.edu, yd3gh@seu.edu.cn, rr2yj@virginia.edu, dv3h@virginia.edu

ABSTRACT: In this paper, working in the eikonal approximation, we present a proof for the exponentiation of the 2-body eikonal phase to *all orders in the eikonal expansion*, for scalar particles interacting electromagnetically or gravitationally. The proof is based on the worldline formalism, which is an alternative, first quantized method to the standard QFT calculation of the scattering amplitude. We show that in the worldline formalism the 2-body scattering amplitude written in impact parameter space naturally factorizes at each loop order. This factorization is responsible for the exponentiation of the eikonal phase, a result which was anticipated in the work of Mogull, Plefka, and Steinhoff [1].

Contents

1	Introduction	1
2	2-body Scattering in Worldline Formalism	3
2.1	Worldline in a Background Field	4
2.2	The $2 \rightarrow 2$ Scattering Amplitude: the Eikonal Limit	7
2.3	Restoring \hbar	9
2.4	The Factorization of the Worldline Amplitude	11
2.5	Classical, Superclassical and Quantum Terms	13
3	Scalar QED: Eikonal Approximation and Exponentiation	14
3.1	Factorization of the $2 \rightarrow 2$ Scattering Amplitude	14
3.1.1	Conservative sector	15
3.1.2	Radiative Corrections	17
3.2	Exponentiation of the Eikonal Phase	21
4	Gravitational Interactions: Eikonal Approximation and Exponentiation	22
4.1	Factorization of the $2 \rightarrow 2$ Scattering Amplitude	22
4.2	\hbar counting and Radiative Corrections	26
4.3	Exponentiation of the Eikonal Phase	27
5	Conclusions	30
A	Examples of Factorization in $2 \rightarrow 2$ Scattering	32
B	\hbar counting in 2-body gravitational interactions	36

1 Introduction

In recent years, there has been a surge in interest in the eikonal expansion of quantum field theory (QFT). The main motivation stems from the computational advantages that the QFT eikonal method offers, compared to the conventional approach of solving the classical equations of motion; since orders of perturbation can be mapped to loop orders, this program allows one to leverage the amplitude techniques to find the classical solutions as a power series in the coupling constant. This formalism is especially relevant to calculate the post-Minkowskian (PM) expansion, which is integral to gravitational wave physics.

The eikonal limit is the small scattering angle limit of a $2 \rightarrow 2$ scattering. In this limit, the transferred momentum $t = -q^2$ is much smaller than the center of mass energy s . Reinstating \hbar and using it as a small parameter to perform the t/s expansion provides a natural interpretation of the eikonal method as part of the classical ($\hbar \rightarrow 0$) limit of QFT. This immediately tells us why the eikonal method is so powerful in extracting classical observables from QFT. From the point of view of the method of regions [2–4], the eikonal method essentially collects contributions from the soft region of all mediators. This matches the intuitive physical picture that physics at large length scales should originate from soft modes (large wavelength) with negligible contribution from hard modes (short wavelength).

At the heart of the eikonal method is the conjecture that the scattering amplitude in impact parameter space exponentiates [5]. Concretely, the conjecture states that in the eikonal limit, the scattering amplitude \mathcal{A} can be written as

$$1 + i\mathcal{A}(s, b) = (1 + i\Delta(s, b)) \exp\{i\delta(s, b)\}. \quad (1.1)$$

Here, b is the impact parameter, and s is the center of mass energy squared. δ is called the *eikonal phase* and contains the classical information that is of interest (e.g. scattering angle, effective potential, etc), and Δ are the quantum corrections. Based on the conjecture (1.1), the scattering amplitude at each loop order has a factorization structure, which allows extracting the eikonal phase δ recursively. Additionally, the factorization structure also serves as a consistency check of the overall exponentiation.

The proof that both the leading-order and the subleading-order eikonal exponentiate is well known [6–8]. Furthermore, loop-level check of the factorization structure has been made up to 3PM order [9, 10].

More recently, Mogull, Plefka and Steinhoff developed a worldline quantum field theory (WQFT) method for calculating classical observables [1]. The key observation being made is the similarity between the dressed propagator of a scalar particle in a gravitational background, and the partition function of a quantized worldline effective field theory, under several conditions. A further corollary of this similarity links the $2 \rightarrow 2$ scattering amplitude to the quantum partition function of two worldlines interacting through background gravity. The quantum partition function in turn can be written as the exponentiation of its connected diagrams, which seems to match well with the exponentiation conjecture of the scattering amplitude. This led to the identification of the connected WQFT diagrams with the eikonal phase in the classical limit. Following calculations have been made up to 5PM [11] and extended to different settings with considerable success [12–20].

However, considering the relation between the scattering amplitude and the WQFT partition function, there are still several questions to be answered. First, despite the

similarity between the dressed propagator and the partition function of one worldline, the two were thought to be conceptually different things. WQFT was regarded as a quantized worldline effective field theory (EFT) of the particles' trajectories [1, 21]. The worldline was quantized around the classical trajectory, which was taken to be that of a free particle, parametrized as $x^\mu = b^\mu + (p^\mu + p'^\mu)\tau/2$. One would naturally ask if the WQFT diagrams, which are the building blocks of the WQFT method, have clear meanings in terms of the scattering amplitude. Second, the identification of the eikonal phase with the WQFT effective action was made in the classical limit, which by definition neglects all contributions from radiative corrections to the mediators' dynamics, some singular radiative corrections, and non-minimal couplings¹. Thus, it is natural to ask whether these neglected contributions exponentiate or not, and under what conditions the exponentiation holds.

In this article and its companion article [25], we will answer these questions. By taking the small \hbar (eikonal) limit in the worldline formalism, we can fully link the eikonal and WQFT methods [25]. Here, we will focus on completing the proof of the exponentiation conjecture to *all* orders in the eikonal expansion by working with the worldline formalism of the scattering amplitude. Throughout this work, we use the TikZ-FeynHand package to draw Feynman diagrams [26, 27].

2 2-body Scattering in Worldline Formalism

Imagine a charged particle moving through spacetime and interacting with a background electromagnetic field or a massive particle interacting with a background gravitational field. Such Compton-like processes can be described using standard QFT Feynman diagrams. The *Worldline Formalism*, which is essentially a first quantized version of the (second quantized) QFT, proves to be a more efficient way to describe this process. Please see [28, 29] for comprehensive reviews of the formalism. The interaction with the background fields can be seen through the lens of a fully dressed propagator or, equivalently, a fully dressed worldline. In [25] we discussed in detail how, under the eikonal limit, the scattering amplitude computed in the worldline formalism naturally leads to the WQFT method of Mogull, Plefka and Steinhoff [1], which was previously seen as a worldline EFT method. We leverage this efficiency of the worldline formalism to discuss the case of 2-body scattering by thinking of the scattering process as gluing two worldlines by integrating out the massless mediators (photons or gravitons).

¹The worldline action describing the gravitational interactions of a minimally coupled scalar (without an $R\phi^2$ term in the QFT action) requires the addition of a non-minimal term, also called a counterterm, $-1/8R$, where R is the Ricci scalar [22, 23]. See also [1, 24].

2.1 Worldline in a Background Field

Let us begin by considering the two-point function of a charged scalar coupled to the electromagnetic field. It can be written as a worldline path integral,

$$G(x_a, x_b) = \langle x_b | \frac{1}{-\mathcal{D}_\mu \mathcal{D}^\mu + \bar{m}^2 - i\epsilon} | x_a \rangle \\ = \int_0^\infty dT \int_{x(0)=x_a}^{x(T)=x_b} \mathcal{D}x \exp \left\{ i \int_0^T d\tau \left(\frac{\dot{x}^2}{2} - \frac{\bar{m}^2 - i\epsilon}{2} - \bar{e} \dot{x} \cdot A \right) \right\}, \quad (2.1)$$

where we use the gauge covariant derivative $\mathcal{D}_\mu = \partial_\mu - i\bar{e}A_\mu$. We are working in units where $c = 1$, but \hbar is not scaled to unity. The action is kept dimensionless by using “barred” quantities, defined to be $\bar{m} := \frac{m}{\hbar}$ and $\bar{e} := \frac{e}{\sqrt{\hbar}}$.

The part of the exponent that contains the electromagnetic field can be expanded, and the N^{th} term will correspond to the interaction of the scalar particle with N background photons. We assume these background photons are all distinct, so the $1/N!$ from expanding the exponential cancels from the number of ways the photons can be emitted from the scalar. The gauge field is decomposed in plane waves

$$A^\mu(x(\tau)) = \varepsilon^\mu e^{i\bar{k} \cdot x(\tau)}, \quad (2.2)$$

where ε^μ is the polarization vector, and $\hbar\bar{k}$ is the momentum of the photon. The barred momentum \bar{k} is the wave vector. The gauge field is not necessarily on-shell.

The two-point function dressed with N photons can be Fourier transformed to momentum space and the in and out scalar momenta can be put on-shell. This defines the worldline scattering amplitude of the scalar with the N background photons [30]

$$\mathcal{M}_N(p, p') = (-i\bar{e})^N \lim_{\substack{\tau_{N+1} \rightarrow \infty \\ \tau_0 \rightarrow -\infty}} e^{-i(\bar{m}^2 - i\epsilon)(\tau_{N+1} - \tau_0)} \left(\prod_{j=1}^{N-1} \int_{-\infty}^{\infty} d\tau_j e^{-\epsilon|\tau_j|} \right) \\ \times \left\langle \mathcal{T} \left(\hat{V}_{\text{out}}(\bar{p}', \tau_{N+1}) \hat{V}_N(\bar{k}_1, \tau_1) \hat{V}_2(\bar{k}_2, \tau_2) \cdots \hat{V}_1(\bar{k}_N, 0) \hat{V}_{\text{in}}(\bar{p}, \tau_0) \right) \right\rangle, \quad (2.3)$$

where for simplicity of notation we suppressed the dependence of $\mathcal{M}_N(p, p')$ on the wave vectors \bar{k}_j of the N photons. Here, \hat{V} 's denote the vertex operators, just as in string theory. The in and out vertex operators create the on-shell asymptotic scalar states, and they take the form

$$\hat{V}_{\text{in}}(\tau_0) = \exp(i\bar{p} \cdot \hat{x}(\tau_0)), \quad p^2 = -m^2, \quad \hat{V}_{\text{out}}(\tau_{N+1}) = \exp(-i\bar{p}' \cdot \hat{x}(\tau_{N+1})), \quad p'^2 = -m^2. \quad (2.4)$$

The other vertex operators describe interactions with the background photons, and they are given by

$$\hat{V}_j(\bar{k}_j, \tau_j) = \varepsilon_j \cdot \dot{\hat{x}}(\tau_j) e^{i\bar{k}_j \cdot \hat{x}(\tau_j)}. \quad (2.5)$$

This operator corresponds to a photon with momentum $\hbar\bar{k}_j$ and polarization ε_j^μ , which can be emitted or absorbed from the scalar worldline. In principle, the background photons can be kept off-shell, and we will do so whenever we discuss $2 \rightarrow 2$ scalar scattering processes. Then \mathcal{M}_N , which we continue to refer to as the worldline amplitude despite the possible off-shellness of the background photons, will be one of the building blocks of the 2-body scattering amplitude.

The expectation value in Eq. (2.3) is evaluated through Wick's theorem and the worldline $x-x$ two-point function which is given by

$$\langle \mathcal{J}x^\mu(\tau_i)x^\nu(\tau_j) \rangle = -\frac{i}{2}\eta^{\mu\nu}|\tau_i - \tau_j|. \quad (2.6)$$

Concrete examples of calculations of amplitudes computed in worldline formalism and comparison with the QFT results can be found in [30]. However, under the eikonal limit, we will handle the contractions a little bit differently. As we will discuss more in section 2.3, under the eikonal limit, we treat \bar{k}_i and p, p' as finite and ultimately do an \hbar expansion. The implications of these assumptions are that the scattering particles have non-zero classical momenta and that the background interactions are soft. Since $\bar{p} = \frac{p}{\hbar}$ (and $\bar{p}' = \frac{p'}{\hbar}$), the contractions involving in and out vertex operators cannot be expanded. So, we first contract the in and out vertex operators before proceeding with the \hbar expansion. After using the on-shell condition on the scalar particle states and taking the limit $\tau_0 \rightarrow -\infty, \tau_{N+1} \rightarrow \infty$, the amplitude simplifies to

$$\mathcal{M}_N(p, p') = (-i\bar{e})^N \left(\prod_{j=1}^{N-1} \int_{-\infty}^{\infty} d\tau_j e^{-\epsilon|\tau_j|} \right) \left\langle \mathcal{J} \left(\hat{V}_1(\bar{k}_1, \tau_1) \hat{V}_2(\bar{k}_2, \tau_2) \cdots \hat{V}_N(\bar{k}_N, 0) \right) \right\rangle, \quad (2.7)$$

where the vertex operators are now of the form

$$\hat{V}_j(\bar{k}_j, \tau_j) = \varepsilon_j \cdot (\bar{v} + \dot{\hat{x}}(\tau_j)) e^{i\bar{k}_j \cdot (\bar{v}\tau_j + \hat{x}(\tau_j))} \quad \text{where} \quad \bar{v} \equiv \frac{\bar{p} + \bar{p}'}{2}. \quad (2.8)$$

Note the implicit dependence on the averaged barred momentum \bar{v} . The regulators $e^{-\epsilon|\tau_j|}$ arise from the Feynman $i\epsilon$ prescription.

The full contraction involving the asymptotic in and out vertex operators is the key to linking WQFT to the amplitude-based method. These contractions effectively generate the expansion around the classical trajectory $x^\mu(\sigma) = b^\mu + v^\mu\sigma + z(\sigma)$ encountered in WQFT [1]. The dependence on the impact parameter b arises after Fourier-transforming to impact parameter space and trading off the barred transferred momentum $\bar{q} = \sum \bar{k}_j$ for a dependence on b . We explain this link in more detail in our companion paper [25].

In what follows, we find it convenient to consider the quantity

$$\tilde{\mathcal{M}} = (2\pi)\delta(2\bar{v} \cdot \bar{q})\mathcal{M} \quad \text{where} \quad \bar{q} = \sum_j \bar{k}_j. \quad (2.9)$$

Naively, this is singular since $\bar{v} \cdot \bar{q} = 0$ for on-shell p and p' states. We will remedy this by taking only one scalar leg on-shell. The other will be put on-shell due to the delta function.² Lastly, this delta function can be traded for an extra τ integral, which can be massaged into the following symmetric form of the amplitude

$$\tilde{\mathcal{M}}_N(p, p') = (-i\bar{e})^N \left(\prod_{j=1}^N \int_{-\infty}^{\infty} d\tau_j e^{-\epsilon|\tau_j|} \right) \left\langle \mathcal{T} \left(\hat{V}_1(\bar{k}_1, \tau_1) \hat{V}_2(\bar{k}_2, \tau_2) \cdots \hat{V}_N(\bar{k}_N, \tau_N) \right) \right\rangle. \quad (2.10)$$

This worldline amplitude is the sum of many QFT Feynman diagrams. For example, the $N = 2$ amplitude is the sum of three Feynman diagrams: two diagrams built using the 3-point scalar QED Feynman vertex (two different “channels” for the Compton scattering) and one diagram built with the QFT quartic vertex.

In worldline formalism, the scattering amplitude is represented diagrammatically by:

$$\tilde{\mathcal{M}}_N(p, p') = \begin{array}{c} \begin{array}{c} \xrightarrow{\bar{p}} \\ \bullet \\ \vdots \\ \bar{k}_1 \downarrow \end{array} \cdots \begin{array}{c} \bullet \\ \vdots \\ \bar{k}_2 \downarrow \end{array} \cdots \begin{array}{c} \bullet \\ \vdots \\ \bar{k}_N \downarrow \end{array} \\ \xrightarrow{\bar{p}'} \end{array} \quad (2.11)$$

We want to emphasize that this single diagram represents the sum of all possible Feynman diagrams in QFT (the number is of the order $\mathcal{O}(N!)$). The blobs are the distinguishing visual feature of the worldline diagrams; they mark the fact that the vertices can freely slide, which is ultimately due to the integrations over τ_j .

In the case of scalar particles interacting gravitationally, the in and out vertex operators creating the scalar particle states remain the same, while the linear background vertex operators³ corresponding to the emission of background gravitons take the form

$$\hat{V}_j(\bar{k}_j, \tau_j) = \frac{1}{2}(\epsilon_j)_{\mu\nu} \dot{x}^\mu(\tau_j) \dot{x}^\nu(\tau_j) e^{i\bar{k}_j \cdot \hat{x}(\tau_j)}, \quad (2.12)$$

²The reason is that \bar{q} is not an arbitrary wave number; it is constrained such that the external momenta are on-shell. Thus, when Fourier-transforming to impact parameter space by integrating over \bar{q} , the role of the delta function $\delta(2\bar{q} \cdot \bar{v})$ is to impose the mass shell constraint.

³In the case of gravitational interactions, the vertex operators can have receive new contributions coming from the worldline counterterms. If a scalar is minimally coupled to gravity, the worldline action has an additional term, the counterterm, proportional to the pull-back of the Ricci scalar, $-\frac{1}{8}R$. Other proportionality coefficients lead to non-minimally coupled theories, with an additional $R\phi^2$ term in the scalar action. The vertex operator corresponding to the emission of N background gravitons can be derived by expanding the non-minimal coupling to N th order. For example, the leading order expansion of the counterterm $-\frac{1}{8}R$ gives a linear vertex operator $-\frac{1}{8}\epsilon_{\mu\nu}(\eta^{\mu\nu}\bar{k}^2 - \bar{k}^\mu\bar{k}^\nu)e^{i\bar{k} \cdot x}$. In general, a background vertex operator, either linear or non-linear, can be represented by $\hat{V}_j(\{\bar{k}_N\}, \tau_j)$.

where ϵ_j is the polarization tensor. After fully contracting the in-out vertex operators and combining with $2\pi\delta(2\bar{v}\cdot\bar{q})$, the amplitude retains the form given in (2.10) with modified vertex operators ⁴

$$\hat{V}_j(\bar{k}_j, \tau_j) = \frac{1}{2}(\epsilon_j)_{\mu\nu}(\bar{v}^\mu + \hat{x}^\mu(\tau_i))(\bar{v}^\nu + \hat{x}^\nu(\tau_i))e^{i\bar{k}_j\cdot(\bar{v}\tau_j + \hat{x}(\tau_j))}. \quad (2.13)$$

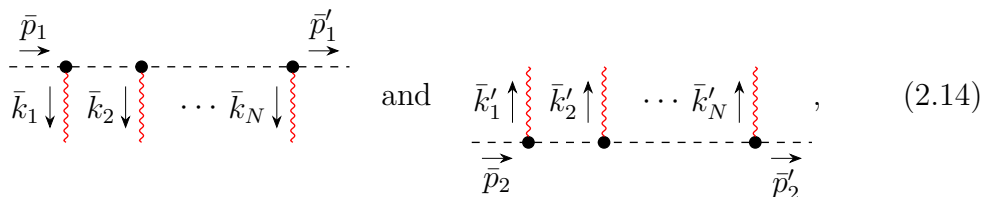
The diagrammatic representation is still Eq. (2.11) with the photon lines being replaced with graviton lines. Of course, gravitons, unlike photons, can self-interact. In the parlance of the worldline formalism [31, 32], one needs to attach background graviton n -point functions to the worldline. This corresponds to solving the non-linear Einstein equation to the desired order in the background gravitons.

2.2 The $2 \rightarrow 2$ Scattering Amplitude: the Eikonal Limit

In this section we describe how to construct a $2 \rightarrow 2$ scattering amplitude via a hybrid (worldline + QFT) method. Here, the scalars are treated in first quantization (worldline) and the massless mediators (photons or gravitons) are treated in second quantization (QFT).

For a typical $2 \rightarrow 2$ scattering, there are three possible channels, namely s, t and u . Assuming the interacting particles to be distinguishable eliminates the u channel. The s channel (if it exists) will be suppressed compared to the t channel because $s \gg t$ in the eikonal limit. However, for same charge particles, or for gravitational interactions of distinct particles, this channel does not exist either. Hence, we only need to construct the t channel amplitude.

Notice that the t channel amplitude can be thought of as two worldlines glued together. To be concrete, if we take the following two worldline amplitudes, each with N photon emissions,



$$\begin{array}{c} \vec{p}_1 \\ \rightarrow \\ \bullet \\ \downarrow \text{red wavy} \\ \bar{k}_1 \\ \downarrow \text{red wavy} \\ \bullet \\ \downarrow \text{red wavy} \\ \bar{k}_2 \\ \downarrow \text{red wavy} \\ \cdots \\ \downarrow \text{red wavy} \\ \bar{k}_N \\ \downarrow \text{red wavy} \\ \bullet \\ \rightarrow \\ \vec{p}'_1 \end{array} \quad \text{and} \quad \begin{array}{c} \bar{k}'_1 \uparrow \text{red wavy} \\ \bullet \\ \rightarrow \\ \vec{p}_2 \\ \bullet \\ \uparrow \text{red wavy} \\ \bar{k}'_2 \\ \uparrow \text{red wavy} \\ \cdots \\ \uparrow \text{red wavy} \\ \bar{k}'_N \\ \uparrow \text{red wavy} \\ \bullet \\ \rightarrow \\ \vec{p}'_2 \end{array}, \quad (2.14)$$

we construct the $2 \rightarrow 2$ scattering amplitude by integrating out the background photons. One class of worldline diagrams, “ladder” diagrams, is obtained by connecting the photon lines using the standard QFT Feynman propagators,

⁴To include non-linear vertex operators, one simply replaces linear vertex operators in (2.10) with the general background vertex operators defined in footnote 3. Notice that the number of vertex operators can be less than the total number of background gravitons. The modified vertex operators are derived by replacing $\hat{x}^\mu(\tau_i)$ with $\bar{v}^\mu\tau_i + \hat{x}^\mu(\tau_i)$.

$$\frac{1}{N!} \int_{\bar{k}_1, \dots, \bar{k}_N} \int_{\bar{k}'_1, \dots, \bar{k}'_N} (2\pi)^d \delta^d(\bar{k}_1 + \bar{k}'_1) \cdots (2\pi)^d \delta^d(\bar{k}_N + \bar{k}'_N) (2\pi)^d \delta^d\left(\sum_{j=1}^N \bar{k}_j - \bar{q}\right) \\ \times \tilde{\mathcal{M}}_N^{\mu_1 \cdots \mu_N}(p_1, p'_1) \left(\frac{-i\eta_{\mu_1 \nu_1}}{\bar{k}_1^2 - i\epsilon} \cdots \frac{-i\eta_{\mu_N \nu_N}}{\bar{k}_N^2 - i\epsilon} \right) \tilde{\mathcal{M}}_N^{\nu_1 \cdots \nu_N}(p_2, p'_2). \quad (2.15)$$

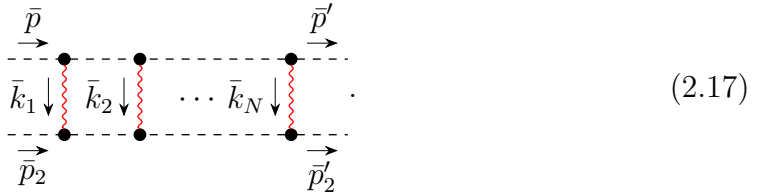
The $1/N!$ factor comes from the number of ways we can pair up the momenta of the force carriers of the first worldline with the second worldline. For each force carrier, we include the corresponding Feynman propagator and an integral, $\int_{\bar{k}} \equiv \int \frac{d^d \bar{k}}{(2\pi)^d}$. The delta functions ensure that the momenta of the photons being glued together are compatible, and the sum of the total exchange momenta is the transferred momentum \bar{q} .

Of course, when integrating out the photons, we should also consider the case when the photons are emitted and absorbed on the same worldline. Each of the photon propagators receives loop corrections as well. And, we must also allow for the possibility that the background photons interact via virtual scalar loops. All of these fall under the umbrella of “radiative corrections”. We will address and account separately for both ladder and radiative correction contributions to the 2-body scattering amplitude.

Since we are interested in the amplitude in impact parameter space, we will also perform the Fourier transformation by tacking on $\int_{\bar{q}} e^{i\bar{q}\cdot b}$. Focusing for the moment on the worldline ladder diagram contribution to the $2 \rightarrow 2$ scattering amplitude with N mediators exchanged, we have ⁵

$$i\tilde{\mathcal{A}}_L^{\text{ladder}}(b) = \frac{1}{N!} \int_{\bar{k}_1, \dots, \bar{k}_N} \tilde{\mathcal{M}}_N(p_1, p'_1) \left(\frac{e^{i\bar{k}_1 \cdot b}}{\bar{k}_1^2 - i\epsilon} \cdots \frac{e^{i\bar{k}_N \cdot b}}{\bar{k}_N^2 - i\epsilon} \right) \tilde{\mathcal{M}}_N(p_2, p'_2). \quad (2.16)$$

where $L = N - 1$ marks the loop order. We can represent diagrammatically the worldline ladder contribution to the amplitude as



As before, the blobs indicate that the vertices slide freely. This single hybrid diagram is equivalent to the sum of many diagrams in QFT. The symmetry factor $1/N!$ is

⁵The $-i\eta_{\mu\nu}$ factors and other tensor indices are omitted here to avoid clutter. Also the “ladder” superscript refers to worldline ladder diagrams which are the sum of all ladder and “cross-ladder” QFT Feynman diagrams.

implicitly included in the diagram. One can verify that Eq. (2.16) gives the same answer as the one computed from the QFT Feynman rules.

In more general cases, such as gravity, the mediators can also self-interact. And, as discussed previously, they can be emitted and absorbed by the same worldline. The most general form of the scattering amplitude at L -loop order is

$$i\tilde{A}_L(b) = \sum \# \int_{\bar{k}_1, \dots, \bar{k}_{N_1+N_2}} e^{i\bar{q}\cdot b} \tilde{\mathcal{M}}_{N_1}(p_1, p'_1) \cdot (T^{(1)}T^{(2)}\dots) \cdot \tilde{\mathcal{M}}_{N_2}(p_2, p'_2), \quad (2.18)$$

where all tensor indices are suppressed, $T^{(i)}$ are connected n -point diagrams of the mediators, and $\#$ is the symmetry factors due to indistinguishable diagrams, and we are summing over all possible $T^{(i)}$ diagrams. Suppose that there are N distinct types of connected n -point diagrams of the mediators, and that each kind has c_i copies with u_i legs attached to the first worldline and d_i legs attached to the second worldline. We have $N_1 = \sum_{i=1}^N c_i u_i$ and $N_2 = \sum_{i=1}^N c_i d_i$. The symmetry factor is then

$$\# = \prod_{i=1}^N \frac{1}{c_i! (u_i!)^{c_i} (d_i!)^{c_i}}. \quad (2.19)$$

Notice that in the above expression, the mediator diagrams such as



$$\text{and} \quad (2.20)$$

are considered to be distinct since the legs attach to the two worldlines in different ways.

2.3 Restoring \hbar

In the eikonal approximation, the momentum transferred is much smaller than the momenta of the scattering particles: $q = \hbar\bar{q} \ll p, p'$. It is clear that by re-introducing \hbar , we can think of the t/s expansion as an \hbar expansion. This way, the eikonal approximation falls under the classical limit of the scattering amplitude.

The worldline amplitude (2.10) was written in terms wave vectors throughout. We reintroduce \hbar by changing the wave vectors to momenta for the scalar external legs while leaving the photon wave vector dependence intact. This is because we operate under the assumption that each mediator kick is small compared to the center of mass energy. In short, we only have to substitute $\bar{v} = \frac{v}{\hbar}$, but all the \bar{k} 's remain unchanged. Next, we find it convenient to re-scale the worldline time $\tau \rightarrow \hbar\tau$. Then the worldline two-point function (2.6) will pick up a factor of \hbar :

$$\langle \mathcal{J}x^\mu(\tau_i)x^\nu(\tau_j) \rangle = -\frac{i}{2}\eta^{\mu\nu}\hbar|\tau_i - \tau_j|. \quad (2.21)$$

To avoid cluttering of notation we do not use a different symbol for the worldline parameter, and we continue to denote it with τ .

After these manipulations the worldline amplitude takes the final form

$$\tilde{\mathcal{M}}_N(p, p') = (-i\lambda\hbar)^N \left(\prod_{j=1}^N \int_{-\infty}^{\infty} d\tau_j e^{-\epsilon|\tau_j|} \right) \left\langle \mathcal{T} \left(\hat{V}_1(\bar{k}_1, \tau_1; v) \hat{V}_2(\bar{k}_2, \tau_2; v) \cdots \hat{V}_N(\bar{k}_N, \tau_N; v) \right) \right\rangle. \quad (2.22)$$

where from now on, the shifted ⁶, rescaled ⁷ vertex operators for background photon emissions to be used in (2.22) are

$$\hat{V}_j(\bar{k}_j, \tau_j; v) = \epsilon_\mu \left[\left(\frac{v^\mu}{\hbar} + \frac{\dot{\hat{x}}^\mu(\tau_j)}{\hbar} \right) e^{i\bar{k}_j \cdot v \tau_j} e^{i\bar{k}_j \cdot \hat{x}(\tau_j)} \right], \quad (2.23)$$

and similarly, the shifted, rescaled vertex operators for background graviton emissions are

$$\hat{V}_j(\bar{k}_j, \tau_j; v) = \frac{1}{2} (\epsilon_j)_{\mu\nu} \left[\left(\frac{v^\mu}{\hbar} + \frac{\dot{\hat{x}}^\mu(\tau_j)}{\hbar} \right) \left(\frac{v^\nu}{\hbar} + \frac{\dot{\hat{x}}^\nu(\tau_j)}{\hbar} \right) e^{i\bar{k}_j \cdot v \tau_j} e^{i\bar{k}_j \cdot \hat{x}(\tau_j)} \right]. \quad (2.24)$$

The coupling constant λ is a placeholder for either scalar QED or gravitational couplings:

$$\lambda = \bar{e} = \frac{e}{\sqrt{\hbar}} \quad \text{or} \quad \lambda = \sqrt{8\pi\hbar G} \quad (2.25)$$

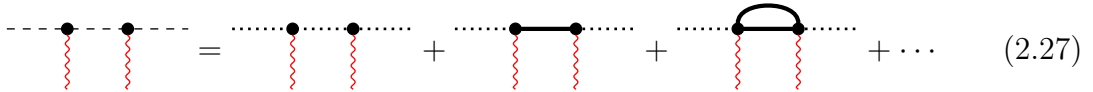
where G is Newton's constant.

We can see now that, due to (2.21), the \hbar expansion of the worldline amplitude is equivalent to an expansion in the number of x - x contractions we perform between the vertex operators in (2.22). We will henceforth refer to this expansion as *contraction expansion*.

We can construct a diagrammatic notation for the contraction expansion. To illustrate the notation, consider the simple case with $N = 2$ in scalar QED. After performing the contraction expansion, we arrive at the following expression:

$$\tilde{\mathcal{M}}_2^{\mu\nu}(p, p') = \frac{(-i\bar{e}\hbar)^2}{\hbar^2} \int \int_{-\infty}^{\infty} d\tau_1 d\tau_2 e^{i\bar{k}_1 \cdot v \tau_1} e^{i\bar{k}_2 \cdot v \tau_2} \left\{ v^\mu v^\nu + \left[v^\mu v^\nu (i\bar{k}_1)_\alpha (i\bar{k}_2)_\beta \langle \mathcal{T} x_1^\alpha x_2^\beta \rangle + v^\mu (i\bar{k}_1)_\alpha \langle \mathcal{T} x_1^\alpha x_2^\nu \rangle + v^\nu (i\bar{k}_2)_\beta \langle \mathcal{T} x_1^\mu x_2^\beta \rangle + \langle \mathcal{T} x_1^\mu x_2^\nu \rangle \right] + \cdots \right\}. \quad (2.26)$$

The first term inside the curly bracket has no x contractions, the next group of terms, between the square brackets, has one contraction, and so on. Matching this structure, the contraction expansion is represented diagrammatically as follows:



$$\text{---} \bullet \text{---} \bullet \text{---} = \text{---} \bullet \text{---} \bullet \text{---} + \text{---} \bullet \text{---} \bullet \text{---} + \text{---} \bullet \text{---} \bullet \text{---} + \cdots \quad (2.27)$$

⁶Recall that the shift was due to eliminating the in-out vertex operators.

⁷We are referring here to the rescaling of the worldline parameter τ .

The (complete) worldline diagram is on the left-hand side. The first diagram on the right-hand side, represented with a dotted line, is the term with zero contractions. It is proportional to $\delta(2\bar{k}_i \cdot v)$, one delta function for each emitted photon. A solid line represents a contraction between the vertices, and it comes with a factor of \hbar , as seen from (2.21). All the terms with one contraction are collected in the second diagram, and the numerical factor due to the number of ways the contractions can be made is also implicitly included in the diagram. The third diagram represents the sum of terms with two contractions and so on. Since the $x-x$ contractions are those of an infinite line, the integrand on the right-hand side of (2.26) is invariant under τ -translations. This means that each of the higher-order terms denoted by the solid links will be proportional to $\delta(2\bar{q} \cdot v)$.

Rather than working with the concrete expressions given in (2.26), in the following, we will use the shorthand version of the contraction expansion (which is an expansion in powers of \hbar):

$$\begin{aligned} \tilde{\mathcal{M}}_2(p, p') &= (-i\bar{e}\hbar)^2 \int \int_{-\infty}^{\infty} d\tau_1 d\tau_2 \langle \mathcal{T}[V_1 V_2] \rangle \\ &= (-i\bar{e}\hbar)^2 \int \int_{-\infty}^{\infty} d\tau_1 d\tau_2 \left(\langle \mathcal{T}[V_1 V_2] \rangle \Big|_{O(\hbar^0)} + \langle \mathcal{T}[V_1 V_2] \rangle \Big|_{O(\hbar^1)} + \langle \mathcal{T}[V_1 V_2] \rangle \Big|_{O(\hbar^2)} + \dots \right). \end{aligned} \quad (2.28)$$

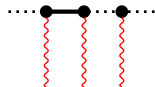
This symbolic notation and the diagrammatic notation we introduced earlier extend straightforwardly for an arbitrary number of background interactions, and extend to gravitational interactions as well.

2.4 The Factorization of the Worldline Amplitude

The contraction expansion of the worldline amplitude has a very important property: *factorization*. It is easiest to illustrate this property with examples. We will consider two examples first, and then explain the general case.

A Simple Example

Consider a term in the \hbar expansion of $\tilde{\mathcal{M}}_3(p, p')$, as shown below,



$$(2.29)$$

The above term has only one contraction, between the first and second vertex. The third vertex does not contract with any of the other two. Therefore, the mathematical expression for this term can be separated into two,

$$\left[(-i\bar{e}\hbar)^2 \int_{-\infty}^{\infty} d\tau_1 d\tau_2 \left\langle \mathcal{T} \hat{V}_1^{\mu_1}(k_1, \tau_1) \hat{V}_2^{\mu_2}(k_2, \tau_2) \right\rangle \Big|_{O(\hbar)} \right] \\ \times \left[(-i\bar{e}\hbar) \int_{-\infty}^{\infty} d\tau_3 \left\langle \hat{V}_3(\bar{k}_3, \tau_3) \right\rangle \Big|_{O(\hbar^0)} \right]. \quad (2.30)$$

Diagrammatically, this is stated as

$$\dots \bullet \bullet \bullet \dots = \left(\dots \bullet \bullet \dots \right) \times \left(\dots \bullet \dots \right). \quad (2.31)$$

A Second Example

Now consider a term in the contraction expansion of $\tilde{\mathcal{M}}_5(p, p')$, with a diagrammatic representation as shown:

$$\dots \bullet \bullet \dots \bullet \bullet \dots \quad (2.32)$$

Here, there are two groups of vertices that are independent of each other. Vertices in the set $\{1, 2\}$ do not contract with vertices in $\{3, 4, 5\}$. We can explicitly see the factorization at play by writing down the mathematical expression for the full term and noticing that the $\{\tau_1, \tau_2\}$ integrands are decoupled from the $\{\tau_3, \tau_4, \tau_5\}$ integrands

$$(-i\bar{e}\hbar)^5 \left(\prod_{j=1}^5 \int_{\mathbb{R}} d\tau_j \right) \left\langle \mathcal{T} \hat{V}_1 \hat{V}_2 \right\rangle \Big|_{O(\hbar)} \times \left\langle \mathcal{T} \hat{V}_3 \hat{V}_4 \hat{V}_5 \right\rangle \Big|_{O(\hbar^3)}, \quad (2.33)$$

where the second term with $O(\hbar^3)$ should be understood as the term with one contraction between \hat{V}_3, \hat{V}_4 and two contractions between \hat{V}_4, \hat{V}_5 . The integrals can be carried out separately, and we arrive at the factorized expression

$$\left[(-i\bar{e}\hbar)^2 \left(\prod_{j=1}^2 \int_{\mathbb{R}} d\tau_j \right) \left\langle \mathcal{T} \hat{V}_1 \hat{V}_2 \right\rangle \Big|_{O(\hbar)} \right] \\ \times \left[(-i\bar{e}\hbar)^3 \left(\prod_{j=3}^5 \int_{\mathbb{R}} d\tau_j \right) \left\langle \mathcal{T} \hat{V}_3 \hat{V}_4 \hat{V}_5 \right\rangle \Big|_{O(\hbar^3)} \right]. \quad (2.34)$$

In diagrams, we have

$$\dots \bullet \bullet \dots \bullet \bullet \dots = \left(\dots \bullet \bullet \dots \right) \times \left(\dots \bullet \bullet \dots \right). \quad (2.35)$$

General Case

The lesson from the above two examples is that the term can be factorized whenever a group of vertices contract within themselves and not with the rest. Consider a

term in the \hbar expansion of $\widetilde{\mathcal{M}}_N$, where a subset $G \subset \{1, 2, \dots, N\}$ of vertices do not contract with the rest of the vertices in the complement set G^c . Then, Wick's theorem factorizes the expectation value into two parts, one with only vertices from G and one with vertices from G^c . The τ_i integrals with $i \in G$ can be evaluated separately from the τ_j integrals with $j \in G^c$, simply because there are no contractions. Therefore, the term splits into two. Schematically,

$$\widetilde{M}_{G \cup G^c} = \widetilde{M}_G \times \widetilde{M}_{G^c} \quad (2.36)$$

Of course, factorization will work similarly if we have more than two groups of decoupled (non-contracting) vertices.

In the WQFT diagrammatic notation, each dotted segment is a visual indicator of this factorization and comes with its own insertion of $\delta(2 \cdot \sum_j \bar{k}_j)$ factors. Notice this is just the velocity cuts in [10]. In field theory, the eikonal approximation turns the scalar propagators $1/((p + \sum k_j)^2 + m^2 - i\epsilon)$ into $1/(2p \cdot \sum k_j - i\epsilon)$. After further symmetrization and combining ladder and crossed ladder QFT Feynman diagrams, one derives the $\delta(2v \cdot \sum k_j)$ factors through $\frac{1}{x-i\epsilon} - \frac{1}{x+i\epsilon} = 2\pi i \delta(x)$. The velocity cuts are understood to be closely related to the factorization of the amplitude in impact parameter space, though they are not immediately visible from the QFT expression of the amplitudes. However, in the worldline formalism, we can see that they appear quite naturally as a consequence of performing the \hbar expansion of vertex contractions. Later, we will see how they further contribute to the factorization of the $2 \rightarrow 2$ scattering amplitude.

2.5 Classical, Superclassical and Quantum Terms

Next, we review some common terms used in the literature. These definitions are based on the number of \hbar 's in a particular term in the \hbar expansion of the amplitude.

A term is called *classical* if it is of the order $\frac{1}{\hbar}$ when expressed in terms of the coupling constant $e^2 = \hbar \bar{e}^2$, the external momenta p_i, p'_i (or equivalently, v_i), and impact parameter b . For example, the lowest order term of the 2-body scattering amplitude of charged scalars

$$\begin{array}{c} \dots \bullet \dots \\ \vdots \\ \dots \bullet \dots \end{array} = -\frac{e^2}{\hbar} v_1 \cdot v_2 \int_{\bar{q}} (2\pi) \delta(2v_1 \cdot \bar{q}) (2\pi) \delta(2v_2 \cdot \bar{q}) \frac{e^{i\bar{q} \cdot b}}{\bar{q}^2} \quad (2.37)$$

is a classical term. The classical terms – as the name suggests – contain information about classical observables, such as the scattering potential, deflection angle etc. The reason behind this definition is that in quantum mechanics, the scattering amplitude

due to a potential $V(r)$ is derived from the expectation value of ⁸ $e^{\frac{i}{\hbar} \int_t V_I(r,t)}$. We will denote the sum of classical terms at each order with a superscript zero, as $\tilde{\mathcal{A}}_L^{(0)}(b)$; the subscript L refers to the loop order expansion.

If a term is more singular in \hbar than the classical term (also when expressed in e, v and \bar{q}), it is called *superclassical*. We will denote the superclassical terms of order $\mathcal{O}(\hbar^{-1-j})$ by $\tilde{\mathcal{A}}_L^{(-j)}(b)$. For example, the completely disconnected (i.e. no contractions) ladder diagrams with at least one exchanged mediator are superclassical, of order $\mathcal{O}(\hbar^{-L-1})$. It is easy to understand this in scalar QED. The term with no contractions will contain $(\bar{e}\hbar)^{2(L+1)} \left(\frac{v_1 \cdot v_2}{\hbar^2}\right)^{L+1}$ and the \hbar 's simplify to $1/\hbar^{L+1}$. We see that to get the classical term, one must perform L contractions.

If a term is regular as $\hbar \rightarrow 0$, the term is called *quantum*. We will denote quantum terms by $\tilde{\mathcal{A}}_L^{(j)}(b)$, where j is the number of extra factors of \hbar relative to the classical term. We should emphasize that the quantum terms we are computing when working in the eikonal approximation are not exhaustive. In the language of the method of regions, the eikonal approximation accounts only for the soft region. There will be contributions to the quantum terms coming from the hard region. However, since we are ultimately interested in the classical limit of the scattering amplitude and the exponentiation of the eikonal phase δ , we can trust the results of the eikonal approximation.

3 Scalar QED: Eikonal Approximation and Exponentiation

In this section, we prove the exponentiation of the eikonal to all orders in the eikonal expansion. The proof has several ingredients, which are discussed in the following subsections.

3.1 Factorization of the $2 \rightarrow 2$ Scattering Amplitude

We work in the eikonal limit, which we reinterpreted as an \hbar expansion. In the worldline formalism, as in (2.27), we cast this as a “contraction expansion” of the worldline amplitude. The \hbar expansion can easily be implemented in the $2 \rightarrow 2$ scattering amplitude (2.18) as well; all we need is to perform the contraction expansion on each worldline. We will see that the factorization of the worldline amplitude $\tilde{\mathcal{M}}$ naturally leads to the factorization of the 2-body amplitude $\tilde{\mathcal{A}}$.

⁸There is actually one more \hbar factor which accompanies the energy conservation delta function which results from performing the time integral. We have been consistent in stripping off these factors.

3.1.1 Conservative sector

We will first get a glimpse at the factorization of the 2-body amplitude by restricting to the conservative sector, that is, the worldline ladder diagrams. Diagrammatically we have

$$i\tilde{\mathcal{A}}_0(b) = \begin{array}{c} \cdots \bullet \cdots \\ | \text{wavy} \\ \cdots \bullet \cdots \end{array} \quad (3.1)$$

and

$$i\tilde{\mathcal{A}}_1^{\text{ladder}}(b) = \begin{array}{c} \cdots \bullet \cdots \\ | \text{wavy} \\ \cdots \bullet \cdots \end{array} + \left(\begin{array}{c} \cdots \bullet \cdots \\ | \text{wavy} \\ \cdots \bullet \cdots \end{array} + \begin{array}{c} \cdots \bullet \cdots \\ | \text{wavy} \\ \cdots \bullet \cdots \end{array} \right) + \cdots \quad (3.2)$$

and so on. These diagrams are defined to include the photon propagators, the integration over the photon momenta, a factor of $e^{i\vec{k}\cdot b}$ for each photon, and the combinatorial factor⁹. We note that $\tilde{\mathcal{A}}_0$ is a classical term, while $\tilde{\mathcal{A}}_1^{\text{ladder}}$ contains a super-classical term (the first one), classical terms (the next terms grouped within the round brackets), and quantum terms (which would involve more than one contraction). The distinguishing feature of the super-classical contribution in $\tilde{\mathcal{A}}_1^{\text{ladder}}$ is that it is a reducible term, obtained from multiplying two copies of $\tilde{\mathcal{A}}_0$.

Before we proceed further, we need to elaborate on the combinatorial factors of the various terms in the amplitude expansion and how, after factorization, they lead to the right combinatorial factors compatible with the exponentiation of the reducible (factorized) terms. The subtlety here is that once we perform a contraction expansion, we may no longer have the freedom to distribute the photons in $N!$ ways. To understand this better, let us take an example. Take a term in the \hbar expansion of $\tilde{\mathcal{A}}_8(b)$ given by,

$$\begin{array}{c} \cdots \bullet \cdots \\ | \text{wavy} \\ \cdots \bullet \cdots \end{array} \cdot \quad (3.3)$$

There are 9 (virtual) photons in the “bulk”, and hence naively $9!$ permutations. But this is not correct, since there are some permutations that are redundant. For example, the left most two photons are identical. To get the correct number of permutations, we will identify the distinct groups in the diagram and their multiplicity (i.e, the number of copies). In our example, we have,

$$\begin{array}{l} 2 \text{ copies of } \begin{array}{c} \cdots \bullet \cdots \\ | \text{wavy} \\ \cdots \bullet \cdots \end{array} \\ 1 \text{ copy of } \begin{array}{c} \cdots \bullet \cdots \\ | \text{wavy} \\ \cdots \bullet \cdots \end{array} \\ 2 \text{ copies of } \begin{array}{c} \cdots \bullet \cdots \\ | \text{wavy} \\ \cdots \bullet \cdots \end{array} \end{array}$$

⁹See (2.16) to recall the origin of most of these factors.

Each of the above distinct groups will henceforth be called the *irreducible part*. An irreducible part is defined to have at least one worldline which cannot be factorized.

The combinatorial problem we have at hand is the following. Suppose we have 9 balls (the photons), and we have to divide them into five boxes (the five irreducible parts). The first two boxes are identical and will carry two balls each. The third box is unique and carries three balls. The fourth and fifth boxes are identical and carry one ball each. The number of ways we can put balls into boxes is,

$$\frac{\binom{9}{2} \cdot \binom{7}{2}}{2!} \times \frac{\binom{5}{3}}{1!} \times \frac{\binom{2}{1} \cdot \binom{1}{1}}{2!} = \frac{9!}{[2!(2!)^2][1!(3!)] [2!(1!)^2]} \quad (3.4)$$

The 9! in the numerator will cancel with the 1/9! part of the definition of the diagram in (2.16). We now factorize the top and bottom worldline, based on the irreducible structures present. That is, the top (bottom) worldline will be factorized in such a way that the top (bottom) halves of the irreducible parts are the terms in the factorization. In our case,

$$\text{top} = \left(\begin{array}{c} \cdots \bullet \text{---} \bullet \cdots \\ \vdots \quad \vdots \\ \cdots \bullet \cdots \end{array} \right)^2 \times \left(\begin{array}{c} \cdots \bullet \text{---} \bullet \text{---} \bullet \cdots \\ \vdots \quad \vdots \quad \vdots \\ \cdots \bullet \cdots \end{array} \right)^1 \times \left(\begin{array}{c} \cdots \bullet \cdots \\ \vdots \\ \cdots \bullet \cdots \end{array} \right)^2 \quad (3.5)$$

and,

$$\text{bottom} = \left(\begin{array}{c} \vdots \quad \vdots \\ \cdots \bullet \text{---} \bullet \cdots \end{array} \right)^2 \times \left(\begin{array}{c} \vdots \quad \vdots \quad \vdots \\ \cdots \bullet \text{---} \bullet \text{---} \bullet \cdots \end{array} \right)^1 \times \left(\begin{array}{c} \vdots \\ \cdots \bullet \cdots \end{array} \right)^2. \quad (3.6)$$

Then, we can distribute the \bar{k} integrals in the mathematical expression of (3.3) and see that the $2 \rightarrow 2$ amplitude also factorizes, as follows,

$$\begin{aligned} & \frac{1}{9!} \left(\frac{9!}{2!1!2!} \right) \left\{ \left[\frac{1}{2!} \int_{\bar{k}_1, \bar{k}_2} \left(\begin{array}{c} \cdots \bullet \text{---} \bullet \cdots \\ \vdots \quad \vdots \\ \cdots \bullet \cdots \end{array} \right) \left(\frac{e^{i\bar{k}_1 \cdot b}}{\bar{k}_1^2} \right) \left(\frac{e^{i\bar{k}_2 \cdot b}}{\bar{k}_2^2} \right) \left(\begin{array}{c} \vdots \quad \vdots \\ \cdots \bullet \cdots \end{array} \right) \right]^2 \right. \\ & \times \left[\frac{1}{3!} \int_{\bar{k}_1, \bar{k}_2, \bar{k}_3} \left(\begin{array}{c} \cdots \bullet \text{---} \bullet \text{---} \bullet \cdots \\ \vdots \quad \vdots \quad \vdots \\ \cdots \bullet \cdots \end{array} \right) \left(\frac{e^{i\bar{k}_1 \cdot b}}{\bar{k}_1^2} \right) \left(\frac{e^{i\bar{k}_2 \cdot b}}{\bar{k}_2^2} \right) \left(\frac{e^{i\bar{k}_3 \cdot b}}{\bar{k}_3^2} \right) \left(\begin{array}{c} \vdots \quad \vdots \quad \vdots \\ \cdots \bullet \text{---} \bullet \text{---} \bullet \cdots \end{array} \right) \right]^1 \\ & \left. \times \left[\frac{1}{1!} \int_{\bar{k}} \left(\begin{array}{c} \cdots \bullet \cdots \\ \vdots \\ \cdots \bullet \cdots \end{array} \right) \left(\frac{e^{i\bar{k} \cdot b}}{\bar{k}^2} \right) \left(\begin{array}{c} \vdots \\ \cdots \bullet \cdots \end{array} \right) \right]^2 \right\}. \end{aligned} \quad (3.7)$$

Each expression inside the square brackets is a lower order amplitude, with the correct symmetry factors for the indistinguishable identical blocks. Therefore, we have

$$\begin{array}{c} \cdots \bullet \text{---} \bullet \text{---} \bullet \text{---} \bullet \text{---} \bullet \cdots \\ \vdots \quad \vdots \quad \vdots \quad \vdots \quad \vdots \\ \cdots \bullet \text{---} \bullet \text{---} \bullet \cdots \end{array} = \frac{1}{2!} \left(\begin{array}{c} \cdots \bullet \text{---} \bullet \cdots \\ \vdots \quad \vdots \\ \cdots \bullet \cdots \end{array} \right)^2 \times \frac{1}{1!} \left(\begin{array}{c} \cdots \bullet \text{---} \bullet \text{---} \bullet \cdots \\ \vdots \quad \vdots \quad \vdots \\ \cdots \bullet \cdots \end{array} \right)^1 \times \frac{1}{2!} \left(\begin{array}{c} \cdots \bullet \cdots \\ \vdots \\ \cdots \bullet \cdots \end{array} \right)^2. \quad (3.8)$$

Through this example, we have seen how the various terms contributing to the conservative part of the 2-body amplitude can be factorized into products of irreducible sub-diagrams. In particular, the super-classical terms are obtained from products of irreducible, lower-order (in the loop expansion) sub-diagrams. The exponentiation of the eikonal phase relies, among others, on the fact that all super-classical terms are reducible.

3.1.2 Radiative Corrections

When focusing on the conservative sector, we omitted a class of diagrams, the radiative corrections. There are two types of radiative corrections to consider: one on the scalar lines (i.e., on the worldlines) and the other on the mediator photons. Including the sub-class of radiative corrections to the photon dynamics, the 2-body amplitude still factorizes in the eikonal limit, only that instead of gluing the worldline amplitudes with free photon propagators, we need to use photon n -point functions for the gluing procedure. For the purpose of exponentiation of the amplitude, the subtlety is in the \hbar counting. Concretely, do superclassical contributions arise from the radiative correction diagrams?

Since the photons are non-interacting, we are essentially looking at the effects due to scalar loops to the photon n -point functions. In the eikonal approximation, the scalar loops will be expanded in the soft region ($\bar{k}_i, \bar{l} \ll \bar{m}$), with \bar{k}_i the barred momenta of the background photons and \bar{l} the barred loop momenta. Then, all the loop integrals can be cast as scaleless and set to zero in dimensional regularization¹⁰. Effectively, in the eikonal limit, the photons continue to be treated as non-interacting.

Next, we consider the radiative corrections on the scalar worldlines. The first relevant

¹⁰For the one loop photon radiative corrections one can easily check that they are fully quantum, without restricting the loop integration domain to the soft region. For the photon self-energy we could use an argument from KMOC [33]. The one loop self-energy is of the form $-\bar{e}^2(\bar{k}_\mu\bar{k}_\nu - \eta_{\mu\nu}\bar{k}^2)\Pi^{(1)}$, with $\Pi^{(1)}(\bar{k}^2)$ receiving contributions from a scalar bubble diagram and the photon Z wave function counterterm. The wave photon function renormalization removes the $1/\epsilon$ dim reg divergence. Additionally, we must impose the renormalization condition on the normalization of the photon propagator. When Taylor-expanding the self-energy factor $\Pi^{(1)}$ in \bar{k}^2 , the two conditions are $\Pi^{(1)}(\bar{k}^2=0) = 0$ and $\Pi^{(1)}(\bar{k}^2) = \mathcal{O}(\bar{k}^2)^2$. Since $\Pi^{(1)}(\bar{k}^2)$ is dimensionless, further corrections to the photon propagator on the photon pole should contain the dimensionless ratio $\bar{k}^2/\bar{m}^2 = \hbar^2\bar{k}^2/m^2$. This means that self-energy corrections to the photon propagator will introduce additional \hbar factors and will be a source of *quantum* corrections. Similar to the photon self-energy, due to gauge invariance, a one loop photon n -point function will be proportional to F^n where n indices on the product of field strengths will be uncontracted. Its barred-mass dimension should be $d - n$ (in d dimensions). Take $n = 4$: this 4-point function is proportional to \bar{e}^4 and $(\bar{k})^4$. To account for the correct mass dimension, we need a factor of $1/\bar{m}^4 = \hbar^4/m^4$. Together with the charge dependence, we see that this diagram is of the order \hbar^2 , and therefore quantum.

radiative correction term is at one-loop, as shown below,

Since there are zero contractions, this term is superclassical and irreducible, unlike the superclassical terms we encountered earlier, which were all reducible, i.e. they were products of irreducible terms. Such superclassical, irreducible terms are a potential source of trouble as far as the exponentiation of the eikonal and classical limit of the amplitude is concerned.

The problems persist at two loop order, where we encounter several irreducible diagrams that are superclassical:. For example

are of order $\mathcal{O}(\hbar^{-3})$ and irreducible, and

are of order $\mathcal{O}(\hbar^{-2})$ and irreducible. We call such diagrams irreducible since they cannot be factorized in terms of lower-order diagrams, each involving at least one mediator exchange. The radiative correction loop is the obstacle to further factorization. We want to stress again that, despite the visual similarity of these diagrams with a QFT ladder diagram accompanied by a radiative correction on an external leg, these are WQFT diagrams, and the vertices slide (their insertion times are integrated over the whole line). As such, the worldline radiative correction diagram also receives contributions from QFT Feynman diagrams where the radiative correction comes from a vertex or higher n-point correction. We can already see the pattern of superclassical irreducible terms. If at least one worldline has a radiative correction such that the vertices of the radiative correction do not contract with any of the ladder rungs, this term is irreducible and can be superclassical.

We will now show that all such new superclassical terms vanish in scalar QED. First, consider the diagram in (3.9). This is proportional to

$$\int_{\bar{q}} (2\pi)\delta(2v_1 \cdot \bar{q})(2\pi)\delta(2v_2 \cdot \bar{q}) \frac{e^{i\bar{q} \cdot b}}{\bar{q}^2} \times \int_{\bar{k}} \frac{1}{\bar{k}^2 - i\epsilon} (2\pi)\delta(2v_1 \cdot \bar{k})(2\pi)\delta(2v_1 \cdot \bar{k}). \quad (3.12)$$

The integrand seems to blow up due to the $\delta(0)$. But, in dimensional regularization, scaleless integrals will vanish,

$$\int_{\bar{k}} \frac{1}{\bar{k}^2 - i\epsilon} (2\pi)\delta(2v_1 \cdot \bar{k}) = 0 \quad \text{in dim-reg.} \quad (3.13)$$

Therefore, the most singular irreducible superclassical terms at all orders vanish.

Next, consider the first term in (3.11). We can write the self-energy part of the diagram using (2.26) with $\bar{k}_1 = -\bar{k}_2 = \bar{k}$. Each of the four terms that are represented by the contraction between the two vertices that are part of the self-energy diagram leads to scaleless integrals, which vanish in dimensional regularization. Take for example

$$\int_{\bar{k}} \frac{1}{\bar{k}^2 - i\epsilon} \left(\frac{-i\hbar^2 \bar{k}^2}{2} \right) \int_{-\infty}^{\infty} d\tau_1 d\tau_2 |\tau_1 - \tau_2| e^{iv_1 \cdot \bar{k}(\tau_1 - \tau_2) - \epsilon|\tau_1| - \epsilon|\tau_2|}. \quad (3.14)$$

The integration variables can be scaled as follows: $\bar{k} \rightarrow \Lambda \bar{k}$, $\tau_{1,2} \rightarrow \tau_{1,2}/\Lambda$. The integrand is a homogeneous function of Λ , and the integrals vanish. The same works for any number of contractions between the two vertices of the radiative correction loop.

It is clear that in order to introduce a scale, at least one of the vertices of the self-energy loop should contract with the ladder rung. Hence, all potentially irreducible and superclassical terms will vanish due to the property of dimensional regularization. In conclusion, the radiative corrections are classical at best or quantum (i.e., higher order in \hbar)¹¹.

Generalization

Armed with the intuition from the previous example, we can now generalize the factorization. Given a generic term, first, we identify the irreducible parts and their multiplicities. Let D_{n_i} denote an irreducible part with n_i photons that join the top and bottom worldline, and let c_i be the multiplicity¹². The total number of photons that connect both the worldlines is $N = \sum_i n_i c_i$.

The combinatorial problem is then the following. We have N objects and many boxes counted by the index i , with carrying capacity n_i . There are c_i identical copies of the box with carrying capacity n_i . Then, the number of distinct permutations is,

$$\left[\frac{\binom{N}{n_1} \cdot \binom{N-n_1}{n_1} \cdots \binom{N-(c_1-1)n_1}{n_1}}{c_1!} \right] \times \left[\frac{\binom{N-c_1 n_1}{n_2} \cdot \binom{N-c_1 n_1 - n_2}{n_2} \cdots \binom{N-c_1 n_1 - (c_2-1)n_2}{n_2}}{c_2!} \right] \times \cdots \quad (3.15)$$

This simplifies to

$$\frac{N!}{[c_1!(n_1!)^{c_1}][c_2!(n_2!)^{c_2}] \cdots} \quad (3.16)$$

¹¹One of the earliest papers on the effect of radiative corrections to the eikonalized lines in QED is [34]. The result was that to one loop, the classical leading order eikonal was modified multiplicatively by $(1 + F)$ where F is the form factor.

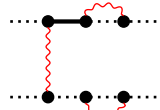
¹²We need $n_i \geq 1$. If there are no photons connecting the top and bottom worldlines, it is not a $2 \rightarrow 2$ amplitude.

where each factor $1/(n_1!)^{c_1}$ is absorbed in the definition of the subdiagram D_1 etc. There is one more subtlety to keep track of. Each irreducible term may have additional photons with both ends attached to the same worldline. These are the radiative corrections on the worldline. We do not have to keep track of the symmetry factor coming from the radiative correction part for the following reasons. Let D_{n_i} have u_i photons that connect only the top worldline and d_i photons that only connect the bottom worldline. Then, the total number of photons in each worldline are $N_{\text{top}} = \sum_i c_i(n_i + u_i)$ and $N_{\text{bot}} = \sum_i c_i(n_i + d_i)$. Since swapping the ends of a radiative correction photon does not produce a new diagram, the total number of distinct permutations (assuming that all N photons that connect both worldlines are distinct) is

$$\frac{N_{\text{top}}!N_{\text{bot}}!}{N! \prod_i [(u_i)!(2!)^{u_i}(d_i)!(2!)^{d_i}]^{c_i}} \quad (3.17)$$

Once we integrate out the photons, they are indistinguishable. Therefore, we have to put back the factors $\frac{1}{N_{\text{top}}!}$ and $\frac{1}{N_{\text{bot}}!}$ for each worldline. These multiply (3.17). The factor $1/c[(u_i)!(2!)^{u_i}(d_i)!(2!)^{d_i}]$ is absorbed into the definition of D_{n_i} itself. For this reason, we need not keep track of the additional factors due to the radiative correction loop for the purpose of the proof of exponentiation. Of course, these factors should be retained if we need to calculate a particular diagram.

The next step is to factorize the top and bottom worldlines based on the irreducible parts. Let the irreducible term D_{n_i} have u_i photons that only connect the top worldline and d_i photons that only connect the bottom worldline. An example will look like,



$$\text{has } n = 1, u = 2, d = 2 \quad (3.18)$$

Then, as explained before, the top worldline has a total of $N_{\text{top}} = \sum_i (c_i(n_i + u_i))$ photons and the bottom worldline will have $N_{\text{bot}} = \sum_i c_i(n_i + d_i)$ photons. We will factorize the top and bottom worldlines as,

$$\text{top} = \prod_i (\text{term with } n_i + u_i \text{ photons})^{c_i} \quad (3.19)$$

and,

$$\text{bottom} = \prod_i (\text{term with } n_i + d_i \text{ photons})^{c_i} \quad (3.20)$$

The rest is straightforward. We distribute the \bar{k} integrals (along with photon propagators and $e^{i\bar{k}\cdot b}$ factors) such that each D_{n_i} gets a total of $n_i + u_i + d_i$ integrals. The combinatorial factor then distributes neatly, and we have,

$$\text{general term} = \prod_i \frac{1}{c_i!} (D_{n_i})^{c_i} \quad (3.21)$$

3.2 Exponentiation of the Eikonal Phase

We have seen in section 3.1 that the 2-body scattering amplitude can be written as an \hbar expansion in the eikonal limit. Each term in the expansion can be classified as either irreducible (i.e. cannot be factorized into terms that entered the \hbar expansion of the amplitude at lower order) or reducible (can be written as products of irreducible terms that entered the \hbar expansion of the amplitude at lower order). It is then clear that the reducible terms do not bring any new information, and it is suggestive that the whole amplitude can be written as an exponent of the irreducible terms. For the purpose of taking the classical limit, it becomes paramount that the irreducible terms are not superclassical.

We argued that in the eikonal limit, we can ignore the radiative corrections to the photon dynamics and that the irreducible diagrams involving radiative corrections to the worldlines are classical at most. That leaves the worldline ladder diagrams. A superclassical ladder term with L loops will have less than L contractions, and hence it will always be reducible. To see this, notice that if we have less than L contractions, then there will be at least one vertex on each worldline that does not contract with the rest, and hence the amplitude can be factorized.

Since any term in the \hbar expansion of the 2-body amplitude can be written in terms of irreducible blocks, it is convenient to tabulate the irreducible diagrams. Of course, there are infinitely many of them. We will denote the classical and irreducible terms for each loop order L by $i\delta_L$ and quantum irreducible terms for each L will be denoted by $i\Delta_L^{(j)}$, where j denotes the order in \hbar . The leading order irreducible terms are

$$i\delta_0 = \begin{array}{c} \cdots \\ \bullet \\ \vdots \\ \bullet \\ \cdots \end{array}, \quad i\delta_1 = \begin{array}{c} \cdots \\ \bullet \\ \vdots \\ \bullet \\ \cdots \end{array} + \begin{array}{c} \cdots \\ \bullet \\ \vdots \\ \bullet \\ \cdots \end{array}, \quad (3.22)$$

$$i\Delta_1^{(1)} = \begin{array}{c} \cdots \\ \bullet \\ \vdots \\ \bullet \\ \cdots \end{array} + \begin{array}{c} \cdots \\ \bullet \\ \vdots \\ \bullet \\ \cdots \end{array} + \begin{array}{c} \cdots \\ \bullet \\ \vdots \\ \bullet \\ \cdots \end{array}, \quad (3.23)$$

and so on. As we have mentioned before, the quantum terms will receive contributions beyond the eikonal limit. If a general term in the worldline \hbar expansion factorizes into a_n copies of δ_n , and b_m copies of Δ_m , then it can be written as

$$\prod_n \frac{(i\delta_n)^{a_n}}{a_n!} \prod_m \frac{(i\Delta_m)^{b_m}}{b_m!}. \quad (3.24)$$

Summing over all possible values of $\{a_1, a_2, \dots\}$ and similarly for the quantum b_1, b_2, \dots multiplicities, such that at least one of the a_n or b_m 's are non-zero, will give us the full amplitude in the eikonal limit. That is,

$$i\tilde{\mathcal{A}}(b) = e^{i(\delta+\Delta)} - 1, \quad (3.25)$$

where $\delta = \delta_0 + \delta_1 + \dots$ are the classical contributions to the eikonal phase and Δ are the quantum corrections. This is the exponentiation of the scattering amplitude in the eikonal limit.

4 Gravitational Interactions: Eikonal Approximation and Exponentiation

In this section, we will extend our analysis for scalar QED to the case of gravitational interactions.

4.1 Factorization of the $2 \rightarrow 2$ Scattering Amplitude

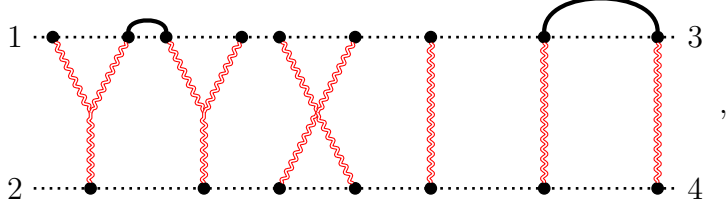
We present a general analysis to show how factorization works in general cases where mediators could self-interact. We provide two examples in appendix A to help better understand the analysis done here.

As we shall see, the factorization is determined by the connected n -point mediator diagrams and the contractions that link these mediator diagrams. Based on these contractions, we group and classify the n -point mediator diagrams into reducible and irreducible blocks. Thus, we focus on the structure of contractions between vertex operators that belong to different connected n -point mediator diagrams¹³, which we will hereafter refer to as “contractions between connected n -point diagrams”, or just contractions, for simplicity. We use t_{mn} to keep track of contractions between the various connected n -point diagrams, and the expression $\tilde{\mathcal{A}}_L \Big|_{P(\{t_{mn}\})}$ to represent a class of diagrams that have the same structure of contractions among connected n -point diagrams¹⁴. For example, consider the following diagram with six graviton

¹³The only exception is the case where several connected diagrams of mediators have legs attached to the same non-linear vertex operator (e.g. one that originates from the higher-order expansion of the worldline counterterm $-R/8$). In this case, these connected diagrams of mediators cannot be separated into different groups, despite the structure of contractions among the corresponding vertex operators. A simple solution is to treat these connected mediator diagrams, although disconnected from the point of view of GR, as one single “generalized” connected n -point diagram, which is connected through the non-linear vertex operator. Our analysis in this subsection then works for this treatment.

¹⁴Here, in our abbreviated notation, $\tilde{\mathcal{A}}_L$ does not represent the full amplitude, which is the sum of all worldline diagrams. Instead, it denotes those worldline diagrams with some specific connected n -point diagrams of mediators. This worldline diagram then generates many WQFT diagrams through the contraction expansion.

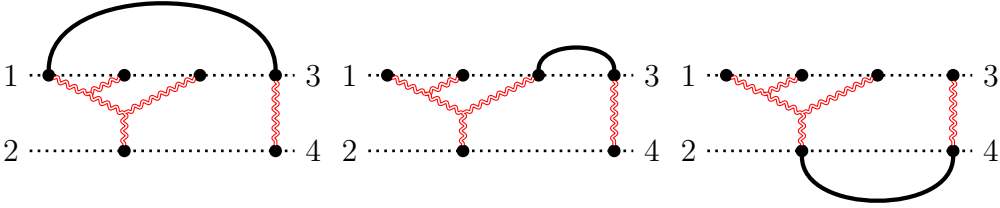
trees



where, as before, the $x-x$ contractions are indicated by the solid black links. The mediator exchanges are indicated by the red wavy lines. We denote this diagram by $\tilde{\mathcal{A}}_9 \Big|_{t_{12}t_{56}}$. There are several things to notice here.

First, different contractions could be identical when there are identical connected n -point diagrams. For example, $\tilde{\mathcal{A}}_9 \Big|_{t_{12}t_{45}}$ is identical to $\tilde{\mathcal{A}}_9 \Big|_{t_{12}t_{56}}$.

Second, each connected n -point diagram could have multiple legs a given worldline. Then, contractions between two connected n -point diagrams could be formed with different legs. For example, the following set of three diagrams



will all be represented by the same $\tilde{\mathcal{A}}_3 \Big|_{t_{12}}$ term. In other words, with the t_{mn} subscript, we are accounting for all diagrams with one contraction between the connected graviton diagrams labelled m and n . So $\tilde{\mathcal{A}}_L \Big|_{P(\{t_{mn}\})}$ represents any of the diagrams within the same class of contractions between the different connected graviton diagrams, as indicated by the polynomial $P(\{t_{mn}\})$.

Third, there could be further contractions within each connected n -point diagram since it could have multiple legs attached to a worldline.

Fourth, although t_{mn} , $P(\{t_{mn}\})$ and $\tilde{\mathcal{A}}_L \Big|_{P(\{t_{mn}\})}$ do not distinguish between diagrams within the same class, one needs to keep in mind that those diagrams themselves are still distinguishable (and could have different orders of \hbar) unless the configurations of contractions are exactly the same. As we will see in the following analysis, whether diagrams are distinguishable or not plays a crucial role in figuring out the correct combinatorial factors.

Similar to the worldline amplitude case, for one specific term in the contraction expansion, if there is a group of connected n -point diagrams that do not contract with other connected n -point diagrams, let us call this group G . Then we have a polynomial structure $P(\{t_{ij}\})$ such that there is no t_{ij} where $i \in G$ and $j \notin G$. Thus, we have

$$P(\{t_{ij}\}) = P_1(\{t_{kl}\})P_2(\{t_{mn}\}), \quad (4.1)$$

where $k, l \in G$ and $m, n \notin G$. However, there is a big difference between the worldline amplitude and the $2 \rightarrow 2$ scattering amplitude. In considering $2 \rightarrow 2$ scattering, we can not do the factorization recursively, which could easily lead to the wrong combinatorial factors. The reason is that in $2 \rightarrow 2$ scattering case, there could be indistinguishable groups of connected n -point diagrams, where the configuration of contractions in each group is exactly the same. In contrast, in the one worldline case, the vertex operators for the emission of the background mediators are all distinguishable since they are labeled by the momenta of the different emitted quanta.

Now let us assume the polynomial $P(\{t_{ij}\})$ after maximal factorization takes the form

$$P(\{t_{ij}\}) = \prod_{k=1}^{N_G} P_k(\{t_{i_k j_k}\}) \quad (4.2)$$

where N_G is the total number of groups after maximal factorization. Let us assume that among the N_G disconnected groups, there are n_G distinct groups, and each distinct group has multiplicity g_j . Obviously, $N_G = \sum_{j=1}^{n_G} g_j$.

As a consequence of the factorization of the worldline amplitude, the term $\tilde{\mathcal{A}}_L \Big|_{P(\{t_{ij}\})}$ can be factorized:

$$i \tilde{\mathcal{A}}_L \Big|_{P(\{t_{ij}\})} = x \prod_{k=1}^{N_G} i \tilde{\mathcal{A}}_{L_k} \Big|_{P_k(\{t_{i_k j_k}\})}, \quad (4.3)$$

where x is a numerical coefficient to be determined and $\tilde{\mathcal{A}}_k$ represents the amplitude constructed from each group after factorization. Our goal is to determine the overall factor x . Solving for x , we have

$$x = i \frac{\tilde{\mathcal{A}}_L \Big|_{P(\{t_{ij}\})}}{\prod_{k=1}^{N_G} i \tilde{\mathcal{A}}_{L_k} \Big|_{P_k(\{t_{i_k j_k}\})}}. \quad (4.4)$$

By using the worldline expression for the $2 \rightarrow 2$ scattering (2.18) and the worldline factorization (2.36), we see that the contractions among vertex operators and the integrals ultimately cancel out between the numerator and the denominator. We are

left with,

$$\begin{aligned}
x &= \frac{(\text{number of ways to form contractions of } i \tilde{\mathcal{A}}_L \Big|_{P(\{t_{ij}\})}) \times \#}{\prod_{k=1}^{N_G} (\text{number of ways to form contractions of } i \tilde{\mathcal{A}}_{L_k} \Big|_{P_k(\{t_{i_k j_k}\})}) \times \#_k} \\
&= \frac{(\text{number of ways to form the } N_G \text{ groups}) \times \#}{\prod_{k=1}^{N_G} \#_k}.
\end{aligned}$$

The last step is derived by thinking of the counting procedure as two steps. The first step is to count the number of ways to form the N_G groups, and the second one is to count the number of ways to form the contraction within each group. We explain this counting in more detail in Appendix A with Example 1.

Now, let us calculate $\#_k$, $\#$ and the number of ways to form the N_G groups. As in Section 2.2, we assume that the amplitude $\tilde{\mathcal{A}}_L$ is built out of N distinct types of connected n -point diagrams. The i th distinct type has multiplicity c_i , with u_i legs attached to the first worldline and d_i legs attached to the second worldline. After being factorized into groups, the i th distinct type has multiplicity $c_i^{(k)}$ in the k th group. Obviously, we have $c_i = \prod_{k=1}^{N_G} c_i^{(k)}$.

Thus, with (2.19), the symmetry factors $\#, \#_k$ for $\tilde{\mathcal{A}}_L, \tilde{\mathcal{A}}_{L_k}$ are

$$\begin{aligned}
\# &= \prod_{i=1}^N \frac{1}{c_i! (u_i!)^{c_i} (d_i!)^{c_i}} \\
\#_k &= \prod_{i=1}^N \frac{1}{c_i^{(k)}! (u_i!)^{c_i^{(k)}} (d_i!)^{c_i^{(k)}}}
\end{aligned}$$

The crucial part is figuring out the number of ways to form the N_G groups. If all groups are distinguishable, then the number of ways is

$$\prod_{i=1}^N \binom{c_i}{c_i^{(1)}} \binom{c_i - c_i^{(1)}}{c_i^{(2)}} \cdots \binom{c_i - \sum_{i=1}^{N_G-1} c_i^{(k)}}{c_i^{(N_G)}} = \prod_{i=1}^N \frac{c_i!}{\prod_{k=1}^{N_G} c_i^{(k)}!} \quad (4.5)$$

But since there are only n_G distinct groups, and each has multiplicity g_j , the correct number of ways is

$$\left[\prod_{i=1}^N \frac{c_i!}{\prod_{k=1}^{N_G} c_i^{(k)}!} \right] \left[\prod_{j=1}^{n_G} \frac{1}{g_j!} \right] \quad (4.6)$$

Thus, we have

$$x = \left[\prod_{i=1}^N \frac{c_i!}{\prod_{k=1}^{N_G} c_i^{(k)}!} \right] \left[\prod_{j=1}^{n_G} \frac{1}{g_j!} \right] \left[\frac{\#}{\prod_{k=1}^{N_G} \#_k} \right] = \prod_{j=1}^{n_G} \frac{1}{g_j!}, \quad (4.7)$$

and

$$i \tilde{\mathcal{A}}_L \Big|_{P(\{t_{ij}\})} = \left[\prod_{j=1}^{n_G} \frac{1}{g_j!} \right] \prod_{k=1}^{N_G} i \tilde{\mathcal{A}}_{L_k} \Big|_{P_k(\{t_{i_k j_k}\})}, \quad (4.8)$$

which is the factorization of $2 \rightarrow 2$ scattering amplitude for general cases where mediators can self-interact. Recall that N_G is the number of groups in maximal factorization, n_G is the number of distinct groups, g_j is the multiplicity for the j th distinct group, and $N_G = \sum_{j=1}^{n_G} g_j$.

4.2 \hbar counting and Radiative Corrections

To determine whether a given diagram is classical, superclassical, or quantum, we need to account for the factors of \hbar . We do this counting in the case of a general diagram in Appendix B and arrive at the following conclusions for the case of gravitational interactions.

First, the worldline diagrams where the graviton exchanges between the scalar worldlines are tree diagrams (which is to say that there are no induced loops in the gravitons' n -point diagrams) are classical if they are irreducible and minimally connected. In other words, if all the connected graviton trees (depicted with red in our diagrammatic notation) are minimally connected¹⁵ on the worldline through $x-x$ contractions (depicted with black lines in our diagrammatic notation).

Second, the worldline diagrams with at least one induced loop are quantum if all connected n -point diagrams of gravitons are minimally linked through contractions.

Thus, for any superclassical term, there is at least one disconnected mediator n -point diagram, which means the amplitude can be factorized. This is already very close to the expectation coming from the exponentiation conjecture, which says that all superclassical terms can be factorized into lower order amplitudes. However, they do not match perfectly yet due to the possibility of diagrams with radiative corrections. After maximal factorization, if there is a part corresponding to pure radiative corrections, by which we mean that these are virtual corrections with no momentum transferred between the two worldlines as in (3.10), then these diagrams are irreducible. They cannot be further reconstructed from lower order irreducible blocks, simply because there is no momentum transferred between the two worldlines.

Besides, such a diagram with pure radiative corrections seems problematic due to the $\delta(v \cdot \bar{q})$ factor for vanishing momentum transfer $\bar{q} = 0$. In [1] such diagrams were noted to be singular, and dropped from further considerations.

¹⁵Minimally connected refers to all graviton trees being fully linked to one another by one $x-x$ contraction. For N graviton trees, that means $N - 1$ black solid lines joining them fully.

Here we would like to point out that there is a simple solution to this problem. Namely, the diagrams with pure radiative corrections vanish because they are expressed in terms of scaleless integrals. Consider a diagram, $\tilde{\mathcal{A}}_S \equiv \tilde{\mathcal{A}}_L \Big|_{P(\{t_{ij}\})}$, with pure radiative corrections. One can easily see from the worldline expression for the amplitude that the most general form for $\tilde{\mathcal{A}}_S$ is

$$\begin{aligned} \tilde{\mathcal{A}}_S &= \sum_n \tilde{\mathcal{A}}_{S,n} \\ \tilde{\mathcal{A}}_{S,n} &= \prod_i \int \frac{d^D \bar{l}_i}{(2\pi)^D} \frac{\mathcal{N}_n(v^2, v \cdot \bar{l}_i, \bar{l}_i \cdot \bar{l}_m)}{\prod_{\{j\}_n} (v \cdot \sum_{\{k\}_j} (\pm \bar{l}_k))^{\nu_j}}, \end{aligned} \quad (4.9)$$

where $\{j\}_n$ means different sets of j for different n in general, and \mathcal{N}_n is a monomial of those possible arguments v^2 , $v \cdot \bar{l}_i$ and $\bar{l}_i \cdot \bar{l}_m$. We also promote the dimensions to D with dimensional regularization and omit the $i\epsilon$'s. Crucially, under a rescaling $\bar{l}_i \rightarrow \Lambda \bar{l}_i$, the integrand of $\tilde{\mathcal{A}}_{S,n}$ scales homogeneously. Assuming

$$\frac{\mathcal{N}_n(v^2, v \cdot \bar{l}_i, \bar{l}_i \cdot \bar{l}_m)}{\prod_{\{j\}_n} (v \cdot \sum_{\{k\}_j} \bar{l}_k)^{\nu_j}} \rightarrow \Lambda^{\eta_n} \frac{\mathcal{N}(v^2, v \cdot \bar{l}_i, \bar{l}_i \cdot \bar{l}_m)}{\prod_{\{j\}_n} (v \cdot \sum_{\{k\}_j} \bar{l}_k)^{\nu_j}}. \quad (4.10)$$

We have $\tilde{\mathcal{A}}_{S,n} = \Lambda^{D+\eta_n} \tilde{\mathcal{A}}_{S,n}$ in $D = 4 + \epsilon$ dimensions. Thus, $\tilde{\mathcal{A}}_{S,n}$ is a scaleless integral and must vanish, which leads to the vanishing of $\tilde{\mathcal{A}}_S$.

Notice that the key in the argument is the form of the denominator. As a comparison, a diagram with momentum transfer will have a factor $(v_a \cdot [\sum_{\{i\}} (\pm \bar{l}_i) + \sum_{\{j\}} (\pm \bar{q}_j)])$ in the denominator instead of $(v_a \cdot \sum_{\{i\}} (\pm \bar{l}_i))$, where l_i represents some loop momenta for the radiative corrections and \bar{q}_j represents some exchange momentum between the two worldlines. The existence of \bar{q}_j prevents the denominator from having homogeneous scaling. In other words, diagrams of pure radiative corrections vanish exactly due to the vanishing momentum transfer.

Just as in the scalar QED case, if a diagram cannot be factorized, we call the corresponding term irreducible. Otherwise, it is reducible. Based on the previous analysis, the irreducible terms are at most classical (otherwise quantum) by \hbar counting. Because of the factorization, any term in the scattering amplitude can be represented in terms of products of irreducible terms.

4.3 Exponentiation of the Eikonal Phase

We have seen that the irreducible terms can only be classical or quantum (and not superclassical). We denote classical irreducible terms by $i\delta_L$ and quantum irreducible terms by $i\Delta_L$, where L represents the loop order. For example,

$$i\delta_0 = \begin{array}{c} 1 \cdots \bullet \cdots 1' \\ \vdots \\ 2 \cdots \bullet \cdots 2' \end{array}$$

$$\begin{aligned}
i\delta_1 = & \begin{array}{c} 1 \cdots \bullet \cdots \bullet \cdots 3 \\ \vdots \quad \vdots \quad \vdots \\ 2 \cdots \bullet \cdots \bullet \cdots 4 \end{array} + \begin{array}{c} 1 \cdots \bullet \cdots \bullet \cdots 3 \\ \vdots \quad \vdots \quad \vdots \\ 2 \cdots \bullet \cdots \bullet \cdots 4 \end{array} + (1 \leftrightarrow 2) \\
i\delta_3 = & \begin{array}{c} 1 \cdots \bullet \cdots \bullet \cdots \bullet \cdots 3 \\ \vdots \quad \vdots \quad \vdots \quad \vdots \\ 2 \cdots \bullet \cdots \bullet \cdots \bullet \cdots 4 \end{array} + \begin{array}{c} 1 \cdots \bullet \cdots \bullet \cdots \bullet \cdots 3 \\ \vdots \quad \vdots \quad \vdots \quad \vdots \\ 2 \cdots \bullet \cdots \bullet \cdots \bullet \cdots 4 \end{array} + \begin{array}{c} 1 \cdots \bullet \cdots \bullet \cdots \bullet \cdots 3 \\ \vdots \quad \vdots \quad \vdots \quad \vdots \\ 2 \cdots \bullet \cdots \bullet \cdots \bullet \cdots 4 \end{array} \\
& + \left[\begin{array}{c} 1 \cdots \bullet \cdots \bullet \cdots \bullet \cdots 3 \\ \vdots \quad \vdots \quad \vdots \quad \vdots \\ 2 \cdots \bullet \cdots \bullet \cdots \bullet \cdots 4 \end{array} + \begin{array}{c} 1 \cdots \bullet \cdots \bullet \cdots \bullet \cdots 3 \\ \vdots \quad \vdots \quad \vdots \quad \vdots \\ 2 \cdots \bullet \cdots \bullet \cdots \bullet \cdots 4 \end{array} + (1 \leftrightarrow 2) \right] \\
& + \begin{array}{c} 1 \cdots \bullet \cdots \bullet \cdots \bullet \cdots 3 \\ \vdots \quad \vdots \quad \vdots \quad \vdots \\ 2 \cdots \bullet \cdots \bullet \cdots \bullet \cdots 4 \end{array} + \begin{array}{c} 1 \cdots \bullet \cdots \bullet \cdots \bullet \cdots 3 \\ \vdots \quad \vdots \quad \vdots \quad \vdots \\ 2 \cdots \bullet \cdots \bullet \cdots \bullet \cdots 4 \end{array} + \begin{array}{c} 1 \cdots \bullet \cdots \bullet \cdots \bullet \cdots 3 \\ \vdots \quad \vdots \quad \vdots \quad \vdots \\ 2 \cdots \bullet \cdots \bullet \cdots \bullet \cdots 4 \end{array} \\
& + \left[\begin{array}{c} 1 \cdots \bullet \cdots \bullet \cdots \bullet \cdots 3 \\ \vdots \quad \vdots \quad \vdots \quad \vdots \\ 2 \cdots \bullet \cdots \bullet \cdots \bullet \cdots 4 \end{array} + \begin{array}{c} 1 \cdots \bullet \cdots \bullet \cdots \bullet \cdots 3 \\ \vdots \quad \vdots \quad \vdots \quad \vdots \\ 2 \cdots \bullet \cdots \bullet \cdots \bullet \cdots 4 \end{array} + (1 \leftrightarrow 2) \right] \\
& + \left[\begin{array}{c} 1 \cdots \bullet \cdots \bullet \cdots \bullet \cdots 3 \\ \vdots \quad \vdots \quad \vdots \quad \vdots \\ 2 \cdots \bullet \cdots \bullet \cdots \bullet \cdots 4 \end{array} + (1 \leftrightarrow 2) \right] \tag{4.11} \\
i\Delta_1 = & \begin{array}{c} \cdots \cdots \bullet \cdots \bullet \cdots \cdots \\ \vdots \quad \vdots \quad \vdots \\ \cdots \cdots \bullet \cdots \bullet \cdots \cdots \end{array} + \begin{array}{c} \cdots \cdots \bullet \cdots \bullet \cdots \cdots \\ \vdots \quad \vdots \quad \vdots \\ \cdots \cdots \bullet \cdots \bullet \cdots \cdots \end{array} + \begin{array}{c} \cdots \cdots \bullet \cdots \bullet \cdots \cdots \\ \vdots \quad \vdots \quad \vdots \\ \cdots \cdots \bullet \cdots \bullet \cdots \cdots \end{array} + \dots, \tag{4.12}
\end{aligned}$$

where the dots in $i\Delta_1$ also include ladder diagrams with more contractions and diagrams with induced loops in the graviton propagation. The diagrams in $i\Delta_1$ could also include non-linear vertex operators.

A reducible term that has a_n copies of $i\delta_n$ and b_n copies of $i\Delta_n$ is given by

$$\prod_n \frac{(i\delta_n)^{a_n}}{a_n!} \frac{(i\Delta_n)^{b_n}}{b_n!}. \tag{4.13}$$

Thus, the 2-body amplitude at the first few loop orders is the sum of

$$\begin{aligned}
i\tilde{\mathcal{A}}_0(b) &= i\delta_0 \\
i\tilde{\mathcal{A}}_1(b) &= \frac{(i\delta_0)^2}{2!} + i\delta_1 + i\Delta_1
\end{aligned}$$

$$i\tilde{\mathcal{A}}_2(b) = \frac{(i\delta_0)^3}{3!} + (i\delta_0)(i\delta_1) + [i\delta_2 + (i\delta_0)(i\Delta_1^{(1)})] + [(i\delta_0)(i\Delta_1 - i\Delta_1^{(1)}) + i\Delta_2], \quad (4.14)$$

where $\Delta_1^{(1)}$ are the terms of order $O(\hbar^0)$ in Δ_1 . Notice how this factorization matches with the expansion form of (1.1).

Now, let us consider the whole amplitude of $2 \rightarrow 2$ scattering in the case of gravity. At each loop level, there can be many different types of connected n -point diagrams. To include these, one can always start from the worldline ladder diagram, then replace part of the ladder with a connected n -point diagram, which has the same number of coupling constants. We will combine this procedure of replacing with the procedure of forming contractions.

Notice that, according to the \hbar counting in Appendix B, a tree diagram without contractions is of the same \hbar order as the corresponding ladder minimally connected through contractions. Replacing the ladder with an uncontracted tree diagram can be combined with forming contractions within the ladder to make it minimally connected through contractions. Notice that this matches the definition of irreducible classical terms at each loop order in (4.11).

Similarly, replacing the ladder with a tree diagram with some contractions inside or a connected n -point diagram with loops is combined with forming contractions within the ladder to make it connected yet not minimally. This matches the definition of irreducible quantum terms at each loop order in (4.12).

In this way, diagrams with all possible n -points are automatically included when we perform all possible contractions for the ladder diagram. Thus, it is clear that to get the full amplitude, we only need to sum over all possible values of a_1, a_2, \dots and b_1, b_2, \dots in (4.13). As in the scalar QED case, the full eikonal limit amplitude exponentiates

$$i\tilde{\mathcal{A}}(b) = e^{i\delta+i\Delta} - 1, \quad (4.15)$$

where $\delta = \delta_0 + \delta_1 + \dots$ and $\Delta = \Delta_1 + \Delta_2 + \dots$. The δ_i and Δ_i are defined in terms of irreducible diagrams in (4.11) and (4.12). Let us make a few comments on expression (4.15) and explain its relation with the form (1.1).

As we mentioned earlier, the eikonal approximation does not capture all the quantum contributions of the full amplitude.¹⁶ Thus, at each loop order, the expression (4.15) gives correct results up to classical order.

¹⁶From the point of view of the method of regions, the eikonal approximation only gives the contributions from the soft region. One also needs to compute contributions from other regions to get full set of quantum contributions.

The consequence of this is that one cannot uniquely determine δ_i by this expression alone. For example, imagine one introduces a quantum term Δ_0^c at the tree level. Since it is a quantum term, the tree level amplitude under eikonal approximation will not be sensitive to this change. Then at one-loop level, we have an additional classical term $(i\delta_0)(i\Delta_0^c)$. To make sure the amplitude stays correct up to classical order, one only needs to make the shift, $\delta_1 \rightarrow \delta_1 + \delta_1^c$, where $i\delta_1^c = -(i\delta_0)(i\Delta_0^c)$. Then one move on to next loop order and repeat this procedure. This is essentially what happens when external momenta p_1 and p_2 are used as basis instead of average momenta v_1 and v_2 , which is related to the frame change between the KMOC formalism and the eikonal formalism [35].

Nonetheless, we can still claim that δ_i defined by irreducible diagrams in (4.11) are indeed those in [5], which “directly yields the classical observables such as the deflection angle”, at least in this case of general relativity. This is simply because the worldline formalism and QFT calculate exactly the same thing. As long as the same momentum basis is being used, one can recover the QFT eikonal calculation by doing the eikonal expansion after the worldline time integrals. Thus, each loop order of $\tilde{\mathcal{A}}(b)$ calculated in the two methods produces the exact same result, including quantum terms. By defining $\tilde{\Delta}$ such that

$$1 + i\tilde{\Delta} = e^{i\Delta}, \quad (4.16)$$

we can turn expression (4.15) into the familiar form,

$$i\tilde{\mathcal{A}}(b) = (1 + i\tilde{\Delta})e^{i\delta} - 1. \quad (4.17)$$

This concludes the proof of exponentiation of the eikonal phase for scalar particles interacting gravitationally. Thanks to the WQFT diagrams in (4.11), we also have a way to calculate the eikonal phase directly.

5 Conclusions

We have seen how the worldline formalism captures the factorization of the 2-body scattering amplitude in the eikonal approximation. This factorization into irreducible diagrams is the basis for the exponentiation of the scattering amplitude. The worldline amplitude describing the interaction with N (not necessarily on-shell) background mediators can be written as a matrix element of N emission vertex operators and two vertex operators creating the asymptotic on-shell scalar particle states. Performing the Wick contractions with the in-out vertex operators leads to shifts $x \rightarrow x + (p + p')\tau/2$ in the vertex operators for the background quanta given in (2.8) and (2.13), heralding the WQFT expansion around the classical trajectory. Next, we turned the eikonal limit into a classical limit by taking the momenta of the scattering

particles finite (of order $\mathcal{O}(\hbar^0)$) and assuming that all exchanges through massless mediators are soft (of order $\mathcal{O}(\hbar^1)$). We then repackaged the \hbar expansion of the matrix element into an expansion in $x-x$ contractions. After these manipulations, the worldline amplitude takes the form of an amputated dressed propagator, with the external scalar legs on-shell and with the particle’s trajectory expanded around the linear “classical” trajectory parametrized by the averaged in-and-out momenta, as in [1]. The background field mediators can be integrated out to arrive at the full 2-body scattering amplitude. We considered all the contributions to the amplitude: the conservative sector and the radiative corrections. We argued that in the eikonal limit the radiative corrections to the photons or gravitons’ dynamics are quantum (and vanishing when including only the soft region from the virtual loops). In contrast, the radiative corrections to the worldlines are classical at best and vanish for those disconnected configurations as in the diagrams in (3.10). We derived the WQFT rules and proved the exponentiation of the eikonal phase to all orders in the eikonal expansion for scalars interacting either electromagnetically or gravitationally. The classical eikonal phase is computed order-by-order in the loop expansion by the irreducible worldline exchange diagrams.

Extending these arguments to particles with spin requires supersymmetric worldlines and utilizing the appropriate in-out vertex operators as in [30]. It would be interesting to study whether the factorization of the worldline amplitude extends straightforwardly and whether the amplitude continues to exponentiate. For example, in the case of $\mathcal{N} = 8$ supergravity, the contribution from the potential region exponentiates [36] completely, while that from the soft region contains non-exponentiating effects. Thus, it is natural to ask under what conditions the exponentiation holds.

One answer to this question comes from carefully accounting for the \hbar factors. One of the criteria for the existence of a classical limit of the 2-body interactions is the absence of superclassical contributions which are irreducible (new terms, of higher order in $1/\hbar$ than the classical contribution, and which are not the result of exponentiation of previous terms in the eikonal expansion). We showed that such terms are absent in both scalar QED and gravity (as expected since both theories have a well-defined classical limit). On the other hand, in the case of self-interacting gauge bosons (Yang-Mills theories), adding loops of gauge bosons will generate new irreducible superclassical terms. This can be seen since each cubic vertex will contribute a factor of $1/\sqrt{\hbar}$, and each quartic vertex a factor of $1/\hbar$. Therefore, for Yang-Mills theory, the exponentiation will not hold, and as expected, there is no classical limit for colored states either. For the same reason, in scalar Yukawa with self-interacting mediators, the radiative corrections to the mediators’ dynamics are an obstacle to exponentiation and taking the classical limit. Wu and Cheng [37] also noted that the eikonal does not exponentiate in $\lambda\phi^3$ theory. They point out the difficulty in

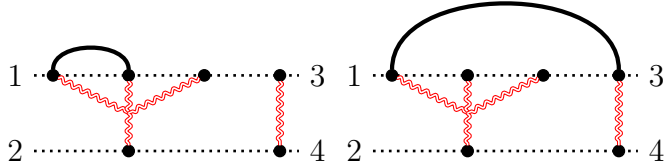
singling out the eikonal path when there are more particles of the same type that self-interact. Gravity is saved because of the additional \hbar coming from the graviton self-coupling.

A Examples of Factorization in $2 \rightarrow 2$ Scattering

Here, we present two simple examples to help understand the factorization of $2 \rightarrow 2$ scattering in general cases. In the first example, we focus on explaining the book-keeping devices t_{mn} which count how many contractions were made between the connected mediator “ m ” and “ n ” subdiagrams, and the reason why we need them. In the second example, we will explicitly show how the procedure works.

First Example

Let us consider the following two diagrams which appear at the same \hbar order.



They cover all possible choices of forming one contraction on the first worldline. It is obvious to see from the expression $\langle \mathcal{J}[V_1 V_2 V_3 V_4] \rangle$ that the total number of the choices is $\binom{4}{2} = 6$. More specifically, 3 choices for forming the contraction in the first diagram and 3 choices for forming the contraction in the second diagram.

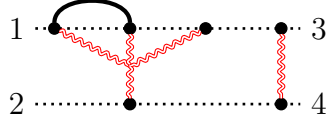
However, in utilizing the t_{mn} to do the counting, one only distinguishes between the contractions between tree parts. In this case we only have two connected mediator subdiagrams, one “ Ψ ” tree and one “ Γ ” tree. The first diagram is simply represented by $\tilde{A}|_1$ (or $\tilde{A}|_{t_{12}^0}$) since there is no contraction between the two trees, while the second diagram is represented by $\tilde{A}|_{t_{12}}$. From the point view of counting diagrams using t_{mn} , we only have two choices, either performing the contraction between the two trees or not.

So how do we reconcile the two countings, 6 choices in total and 2 choices when using t_{mn} ? We can think of the whole procedure of counting as done in two steps. The first step is to count how many ways one can distribute contractions into separated groups of tree parts, such that tree parts in each group are connected at least. And the second step is to count how many ways one can perform contractions within each group, under the condition that tree parts are connected. Thus the counting in this example can be understood as

$$1 \text{ (ways to form 1 group of connected tree parts)} \times 3 \text{ (ways of doing contractions in 1st group)}$$

+ 1 (ways to form 2 groups of connected tree parts) \times 3 (ways in 1st group) \times 1 (ways in 2nd group)

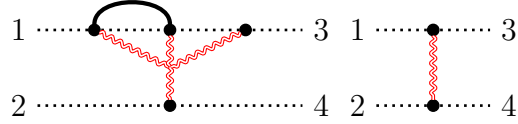
Now let us explain why the counting of t_{mn} matters by focusing on the first diagram,



This diagram is represented by $\tilde{\mathcal{A}}|_1$. As a consequence of the factorization of the worldline amplitude, $\tilde{\mathcal{A}}|_1$ can be factorized and we have

$$\tilde{\mathcal{A}}_3|_1 = x \tilde{\mathcal{A}}_2|_1 \times \tilde{\mathcal{A}}_0|_1,$$

where x is a coefficient to be determined, and $\tilde{\mathcal{A}}_1|_1$ and $\tilde{\mathcal{A}}_2|_1$ represent the diagrams



Solving for x , we have

$$x = \frac{\tilde{\mathcal{A}}_3|_1}{\tilde{\mathcal{A}}_2|_1 \times \tilde{\mathcal{A}}_0|_1}$$

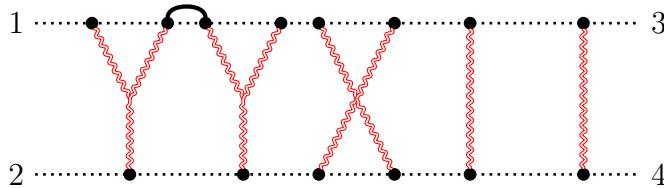
After the contractions and integrals cancelled out between the numerator and the denominator, this becomes

$$\begin{aligned} x &= \frac{\# \times (\text{ways to form 2 groups}) \times (\text{ways in 1st group}) \times (\text{ways in 2nd group})}{\#_1 \times (\text{ways in 1st group}) \times \#_2 \times (\text{ways in 2nd group})} \\ &= \frac{\# \times (\text{ways to form 2 groups})}{\#_1 \times \#_2} \end{aligned}$$

where $\#_1, \#_2$ and $\#$ are the symmetry factors from the worldline expression of scattering amplitude in (2.19). Notice that the numbers of ways to do the contractions within each group are simply cancelled out. Thus, only the counting from t_{mn} (in this case it is the "ways to form 2 groups") really matters.

Second Example

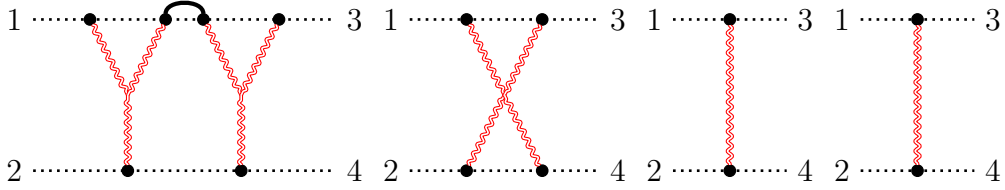
Let us consider the following diagram which has five connected graviton n -point tree diagrams:



The diagram is represented by $\tilde{\mathcal{A}}_8|_{t_{12}}$, where t_{12} denotes the link between the first two graviton trees. We have two “Y” tree parts, one “X” tree part and two “I” tree parts. Given our definitions for n , the number of distinct kinds of tree parts, c_i , the number of tree parts in each kind, u_i and d_i , the number of legs attached to the top and bottom worldlines for each of the graviton trees, we have

$$\begin{aligned} n &= 3 \\ \text{“Y”} \quad c_1 &= 2, u_1 = 2, d_1 = 1 \\ \text{“X”} \quad c_2 &= 1, u_2 = 2, d_2 = 2 \\ \text{“I”} \quad c_3 &= 2, u_3 = 1, d_3 = 1. \end{aligned}$$

Next we want to put them into the following four separate groups,



Notice that the last two groups are indistinguishable. But let us first assume that they are all distinguishable, and count how many ways we can fill in those groups with our 5 graviton connected subdiagrams (which in this example are all trees, and we will refer to as graviton trees). We do this counting in a systematic way that can be easily generalized to the most general cases.

First, to fill in the first group, we need to take 2 “Y” from all the “Y” graviton trees, 0 “X” from all the “X” trees, and 0 “I” from all the “I” trees, which is

$$\binom{2}{2} \binom{1}{0} \binom{2}{0} = 1.$$

Next, to fill in the second group, we need to take 0 “Y”, 1 “X” and 0 “I” from all trees left after the previous round of picking,

$$\binom{2-2}{0} \binom{1}{1} \binom{2}{0} = 1.$$

Then, we fill in the third group,

$$\binom{2-2}{0} \binom{1-1}{0} \binom{2}{1} = 2.$$

At last, we fill in the last group,

$$\binom{2-2}{0} \binom{1-1}{0} \binom{2-1}{1} = 1$$

In total, we have $1 \times 1 \times 2 \times 1 = 2$ ways of filling in the four separate groups. However, since the last two groups are actually indistinguishable, we need to divide this number by $2!$ to get the correct counting, which is simply 1. We can verify this number by simply looking at the expression of the first worldline,

$$\langle \mathcal{J}[(V_1 V_2)^{(1)}(V_3 V_4)^{(2)}(V_5)^{(3)}(V_6)^{(4)}(V_7)^{(5)}] \rangle,$$

where we use (1), (2) ... to mark the tree parts that those vertex operators belong to. There is only contraction to be done between the graviton trees (1) and (2) to form group 1. Then obviously we only have 1 choice to put these trees into the corresponding 4 groups! This is just another way to say the expression directly factorizes,

$$\langle \mathcal{J}[(V_1 V_2)^{(1)}(V_3 V_4)^{(2)}] \rangle \times \langle (V_5)^{(3)} \rangle \times \langle (V_6)^{(4)} \rangle \times \langle (V_7)^{(5)} \rangle.$$

As a consequence of the factorization of the worldline amplitude, $\tilde{\mathcal{A}}_8 \Big|_1$ can be factorized

$$\tilde{\mathcal{A}}_8 \Big|_{t_{12}} = x \tilde{\mathcal{A}}_3 \Big|_{t_{12}} \times \tilde{\mathcal{A}}_2 \Big|_1 \times \tilde{\mathcal{A}}_0 \Big|_1 \times \tilde{\mathcal{A}}_0 \Big|_1.$$

Notice that the diagram of the third term $\tilde{\mathcal{A}}_0$ is actually the same as the one of the fourth term $\tilde{\mathcal{A}}_0$ ¹⁷, the factorization is

$$\tilde{\mathcal{A}}_8 \Big|_{t_{12}} = x \tilde{\mathcal{A}}_3 \Big|_{t_{12}} \times \tilde{\mathcal{A}}_2 \Big|_1 \times (\tilde{\mathcal{A}}_0 \Big|_1)^2$$

To determine the x , since we only have 1 way to form the 4 groups, we have

$$x = \frac{\#}{\#_1 \times \#_2 \times (\#_3)^2}$$

From our n , c_i , u_i and d_i , we have

$$\begin{aligned} \#_1 &= \frac{1}{2! \times (2!)^2 \times (1!)^2} = \frac{1}{8} \\ \#_2 &= \frac{1}{1! \times (2!)^1 \times (2!)^1} = \frac{1}{4} \end{aligned}$$

¹⁷As we mentioned in section 4.1, $\tilde{\mathcal{A}}_L$ does not represent the full amplitude. Thus, the two $\tilde{\mathcal{A}}_0$ could be different in principle. Whether they are the same or not depends on the diagrams they represent.

$$\begin{aligned}
\#_3 &= \frac{1}{1! \times (1!)^1 \times (1!)^1} = 1 \\
\# &= \frac{1}{2! \times (2!)^2 \times (1!)^2} \times \frac{1}{1! \times (2!)^1 \times (2!)^1} \times \frac{1}{2! \times (1!)^1 \times (1!)^1} = \frac{1}{64} \\
x &= \frac{1}{2!}
\end{aligned}$$

In other words, we have the factorization,

$$\tilde{\mathcal{A}}_8 \Big|_{t_{12}} = \tilde{\mathcal{A}}_3 \Big|_{t_{12}} \times \tilde{\mathcal{A}}_2 \Big|_1 \times \frac{1}{2!} (\tilde{\mathcal{A}}_0 \Big|_1)^2,$$

which matches our general result

$$\tilde{\mathcal{A}}_L \Big|_{P(\{t_{ij}\})} = \left[\prod_{j=1}^{n_G} \frac{1}{g_j!} \right] \prod_{k=1}^{N_G} \tilde{\mathcal{A}}_{L_k} \Big|_{P_k(\{t_{i_k j_k}\})}, \quad (\text{A.1})$$

when total number of groups $N_G = 4$, number of distinct groups $n_G = 3$, with number of copies in each distinct kind $g_1 = g_2 = 1$ and $g_3 = 2$

B \hbar counting in 2-body gravitational interactions

Let us consider the general 2-body scattering amplitude for scalars interacting gravitationally (2.18),

$$\tilde{\mathcal{A}}_L(b) = \# \int_{\bar{k}_1, \dots, \bar{k}_N} e^{i\bar{q} \cdot b} \tilde{\mathcal{M}}_{N_1}(p_1, p'_1) \cdot (T^{(1)} T^{(2)} \dots) \cdot \tilde{\mathcal{M}}_{N_2}(p_2, p'_2), \quad (\text{B.1})$$

where the worldline amplitude $\tilde{\mathcal{M}}_N$ from (2.10) is

$$\tilde{\mathcal{M}}_N(p, p') = \left(\frac{i}{2} \kappa \right)^N \left(\prod_{j=1}^N \int_{-\infty}^{\infty} d\tau_j e^{-\epsilon |\tau_j|} \right) \left\langle \mathcal{T} \left(\hat{V}_1(\bar{k}_1, \tau_1) \hat{V}_2(\bar{k}_2, \tau_2) \dots \hat{V}_N(\bar{k}_N, \tau_N) \right) \right\rangle. \quad (\text{B.2})$$

and the linear vertex operators were given in (2.13),

$$\hat{V}_j(\bar{k}_j, \tau_j) = (\epsilon_j)_{\mu\nu} (\bar{v}^\mu + \dot{\hat{x}}^\mu(\tau_j)) (\bar{v}^\nu + \dot{\hat{x}}^\nu(\tau_j)) e^{i\bar{k}_j \cdot (\bar{v}\tau_j + \hat{x}(\tau_j))}. \quad (\text{B.3})$$

In principle, there could also be non-linear vertex operators coming from the non-minimal coupling $R\Phi^2$ between the scalar field and gravity. We will address this case later and first consider the case when the vertex operators are linear.

Let us assume that we have a total number N of graviton connected n -point functions that attach to the two worldlines. For each connected graviton diagram, let us assume there are n_i external legs and l_i loops. Thus, the number of coupling constants coming with each n -point diagram is $(n_i + 2l_i - 2)$.

Let us first count the \hbar factors for a WQFT diagram without any $x-x$ contractions. There are three sources for \hbar : the coupling constant κ which contains \hbar , the factor $(v_a^\mu/\hbar)(v_a^\nu/\hbar)$ in each vertex, and the exponential $e^{i\frac{v_a}{\hbar}\cdot k\tau}$ which will yield factors of \hbar after performing the worldline time τ integral. The coupling constant κ relates to the classical Newton's constant by $\kappa = \sqrt{8\pi G\hbar}$, which can be derived by matching the QFT tree amplitude with the classical Newtonian potential. Counting all sources of \hbar factors from the coupling constants we have

$$\left(\hbar^{\frac{1}{2}}\right)^{\sum_{i=1}^N(n_i+2l_i-2)+\sum_{i=1}^N n_i} = \hbar^{(\sum_{i=1}^N n_i)+l-N},$$

where $l = \sum_{i=1}^N l_i$ is the total number of loops in all the n -point parts.

Additionally, each vertex operator contributes to the leading order a factor $\left(\frac{v_a}{\hbar}\right)^\mu \left(\frac{v_a}{\hbar}\right)^\nu$. In all, they yield

$$(\hbar^{-2})^{\sum_i^N n_i} = \hbar^{-2\sum_i^N n_i}.$$

Each worldline time integral yields \hbar . In all, they yield

$$\hbar^{\sum_{i=1}^N n_i}.$$

Thus, the \hbar counting for a diagram without any contraction is

$$\hbar^{(\sum_{i=1}^N n_i)+l-N} \times \hbar^{-2\sum_i^N n_i} \times \hbar^{\sum_{i=1}^N n_i} = \hbar^{-N+l}, \quad (\text{B.4})$$

which is a rather simple result.

Next, let us add contractions between the worldline vertices. As we discussed in Section 2.3, each contraction essentially adds one factor of \hbar . Assuming there are n_c contractions, the final result of \hbar counting for a diagram that has only linear vertex operators is

$$\hbar^{-N+l+n_c}.$$

Now, let us draw some conclusions from this counting, which will be used in the main body of the paper. Let us consider the case where $l = 0$, which means all n -point graviton connected diagrams are trees. Since classical terms are of order $O(\hbar^{-1})$, to get a classical term, we need

$$n_c = N - 1.$$

Recall that we exactly have N tree parts, which require at least $N - 1$ contractions to make them connected through contractions. In other words to form an irreducible diagram we need at least $N - 1$ contractions. Thus, we arrived at our first conclusion. Diagrams with only graviton trees which are fully (i.e. irreducible) and minimally connected through $x-x$ contractions are classical.

A very useful case is the minimally connected ladder diagram, which can be used to compare with other diagrams to determine if they are superclassical, classical or quantum. Notice that in reaching this conclusion, it does not matter what are the graviton trees. Thus, a diagram built with graviton trees will be of the same \hbar order as a ladder with the same number of coupling constants and which is (fully and) minimally connected. This observation will be used in Section 4.3.

If $l \geq 1$, diagrams which have all graviton n -point functions connected, which means $n_c \geq N - 1$, will be of order \hbar^k with $k \geq 0$. Thus, we get our second conclusion: Diagram with induced loops in the n -point graviton diagrams which are fully connected through contractions, are quantum.

These two conclusions will be used in Section 4.2.

At last, let us address the issue of non-linear vertex operators. The non-minimal coupling corresponds to a term that is proportional to the Ricci scalar R in the worldline action. When expanded in terms of the gravitational fields $h_{\mu\nu}$, it always contains two derivatives. However, since the wavenumber of the gravitons is taken to be of order $O(\hbar^0)$, a non-linear vertex by itself will only produce one factor of \hbar , which comes from the worldline time integral. In comparison, a minimally connected ladder, which has the same number of coupling constants, yields \hbar^{-2} by itself. Thus, a connected diagram with non-linear vertex operators is always a quantum term.

References

- [1] G. Mogull, J. Plefka and J. Steinhoff, *Classical black hole scattering from a worldline quantum field theory*, *Journal of High Energy Physics* **2021** (2021) .
- [2] M. Beneke and V.A. Smirnov, *Asymptotic expansion of Feynman integrals near threshold*, *Nucl. Phys. B* **522** (1998) 321 [[hep-ph/9711391](#)].
- [3] V.A. Smirnov, *Evaluating Feynman integrals*, *Springer Tracts Mod. Phys.* **211** (2004) 1.
- [4] B. Jantzen, *Foundation and generalization of the expansion by regions*, *Journal of High Energy Physics* **2011** (2011) .
- [5] P. Di Vecchia, C. Heissenberg, R. Russo and G. Veneziano, *The gravitational eikonal: From particle, string and brane collisions to black-hole encounters*, *Phys. Rept.* **1083** (2024) 1 [[2306.16488](#)].
- [6] M. Lévy and J. Sucher, *Eikonal approximation in quantum field theory*, *Phys. Rev.* **186** (1969) 1656.
- [7] R. Akhoury, R. Saotome and G. Sterman, *High Energy Scattering in Perturbative Quantum Gravity at Next to Leading Power*, *Phys. Rev. D* **103** (2021) 064036 [[1308.5204](#)].

- [8] N.E.J. Bjerrum-Bohr, P.H. Damgaard, G. Festuccia, L. Planté and P. Vanhove, *General Relativity from Scattering Amplitudes*, *Phys. Rev. Lett.* **121** (2018) 171601 [[1806.04920](#)].
- [9] N.E.J. Bjerrum-Bohr, P.H. Damgaard, L. Planté and P. Vanhove, *Classical gravity from loop amplitudes*, *Phys. Rev. D* **104** (2021) 026009 [[2104.04510](#)].
- [10] N.E.J. Bjerrum-Bohr, P.H. Damgaard, L. Planté and P. Vanhove, *The amplitude for classical gravitational scattering at third Post-Minkowskian order*, *JHEP* **08** (2021) 172 [[2105.05218](#)].
- [11] M. Driesse, G.U. Jakobsen, G. Mogull, J. Plefka, B. Sauer and J. Usovitsch, *Conservative Black Hole Scattering at Fifth Post-Minkowskian and First Self-Force Order*, *Phys. Rev. Lett.* **132** (2024) 241402 [[2403.07781](#)].
- [12] G.U. Jakobsen, G. Mogull, J. Plefka and J. Steinhoff, *Gravitational Bremsstrahlung and Hidden Supersymmetry of Spinning Bodies*, *Phys. Rev. Lett.* **128** (2022) 011101 [[2106.10256](#)].
- [13] G.U. Jakobsen, G. Mogull, J. Plefka and J. Steinhoff, *Classical Gravitational Bremsstrahlung from a Worldline Quantum Field Theory*, *Phys. Rev. Lett.* **126** (2021) 201103 [[2101.12688](#)].
- [14] G.U. Jakobsen, G. Mogull, J. Plefka and J. Steinhoff, *SUSY in the sky with gravitons*, *JHEP* **01** (2022) 027 [[2109.04465](#)].
- [15] F. Bastianelli, F. Comberiati and L. de la Cruz, *Light bending from eikonal in worldline quantum field theory*, *JHEP* **02** (2022) 209 [[2112.05013](#)].
- [16] T. Wang, *Binary dynamics from worldline QFT for scalar QED*, *Phys. Rev. D* **107** (2023) 085011 [[2205.15753](#)].
- [17] G.U. Jakobsen and G. Mogull, *Conservative and Radiative Dynamics of Spinning Bodies at Third Post-Minkowskian Order Using Worldline Quantum Field Theory*, *Phys. Rev. Lett.* **128** (2022) 141102 [[2201.07778](#)].
- [18] G.U. Jakobsen, G. Mogull, J. Plefka and B. Sauer, *Tidal effects and renormalization at fourth post-Minkowskian order*, *Phys. Rev. D* **109** (2024) L041504 [[2312.00719](#)].
- [19] A. Bhattacharyya, D. Ghosh, S. Ghosh and S. Pal, *Observables from classical black hole scattering in Scalar-Tensor theory of gravity from worldline quantum field theory*, *JHEP* **04** (2024) 015 [[2401.05492](#)].
- [20] A. Bhattacharyya, D. Ghosh, S. Ghosh and S. Pal, *Bootstrapping the spinning two body problem in dynamical chern-simons gravity using worldline qft*, *Journal of High Energy Physics* **2025** (2025) .
- [21] R. Kopp, *Relations between the Worldline Quantum Field Theory and scattering amplitudes for particles with spin*, Ph.D. thesis, Humboldt U., Berlin (main), 2022. [[2309.07318](#)].
- [22] F. Bastianelli, O. Corradini and P. van Nieuwenhuizen, *Dimensional regularization*

- of nonlinear sigma models on a finite time interval, *Phys. Lett. B* **494** (2000) 161 [[hep-th/0008045](#)].
- [23] F. Bastianelli, O. Corradini and P. van Nieuwenhuizen, *Dimensional regularization of the path integral in curved space on an infinite time interval*, *Phys. Lett. B* **490** (2000) 154 [[hep-th/0007105](#)].
- [24] F. Bastianelli and P. van Nieuwenhuizen, *Path integrals and anomalies in curved space*, Cambridge Monographs on Mathematical Physics, Cambridge University Press (9, 2006), [10.1017/CBO9780511535031](#).
- [25] S. Ajith, Y. Du, R. Rajagopal and D. Vaman, *Worldline Formalism, Eikonal Expansion and the Classical Limit of Scattering Amplitudes*, [2409.17866](#).
- [26] J. Ellis, *TikZ-Feynman: Feynman diagrams with TikZ*, *Comput. Phys. Commun.* **210** (2017) 103 [[1601.05437](#)].
- [27] M. Dohse, *TikZ-FeynHand: Basic User Guide*, [1802.00689](#).
- [28] C. Schubert, *Perturbative quantum field theory in the string inspired formalism*, *Phys. Rept.* **355** (2001) 73 [[hep-th/0101036](#)].
- [29] J.P. Edwards and C. Schubert, *Quantum mechanical path integrals in the first quantised approach to quantum field theory*, 12, 2019 [[1912.10004](#)].
- [30] Y. Du and D. Vaman, *Tree-level graviton scattering in the worldline formalism*, 2023.
- [31] P. Dai, Y.-t. Huang and W. Siegel, *Worldgraph Approach to Yang-Mills Amplitudes from $N=2$ Spinning Particle*, *JHEP* **10** (2008) 027 [[0807.0391](#)].
- [32] P. Dai and W. Siegel, *Worldline Green Functions for Arbitrary Feynman Diagrams*, *Nucl. Phys. B* **770** (2007) 107 [[hep-th/0608062](#)].
- [33] D.A. Kosower, B. Maybee and D. O’Connell, *Amplitudes, Observables, and Classical Scattering*, *JHEP* **02** (2019) 137 [[1811.10950](#)].
- [34] Y.-P. Yao, *Radiative correction to eikonal functions in electrodynamics*, *Phys. Rev. D* **1** (1970) 2316.
- [35] A. Georgoudis, C. Heissenberg and R. Russo, *An eikonal-inspired approach to the gravitational scattering waveform*, *JHEP* **03** (2024) 089 [[2312.07452](#)].
- [36] J. Parra-Martinez, M.S. Ruf and M. Zeng, *Extremal black hole scattering at $\mathcal{O}(G^3)$: graviton dominance, eikonal exponentiation, and differential equations*, *JHEP* **11** (2020) 023 [[2005.04236](#)].
- [37] H. Cheng and T.T. Wu, *Impact picture and the eikonal approximation*, *Phys. Lett. B* **34** (1971) 647.