

Hi-SLAM: Scaling-up Semantics in SLAM with a Hierarchically Categorical Gaussian Splatting

Boying Li^{1*}, Zhixi Cai¹, Yuan-Fang Li¹, Ian Reid², and Hamid Rezatofghi¹

Abstract—We propose Hi-SLAM, a semantic 3D Gaussian Splatting SLAM method featuring a novel hierarchical categorical representation, which enables accurate global 3D semantic mapping, scaling-up capability, and explicit semantic label prediction in the 3D world. The parameter usage in semantic SLAM systems increases significantly with the growing complexity of the environment, making it particularly challenging and costly for scene understanding. To address this problem, we introduce a novel hierarchical representation that encodes semantic information in a compact form into 3D Gaussian Splatting, leveraging the capabilities of large language models (LLMs). We further introduce a novel semantic loss designed to optimize hierarchical semantic information through both inter-level and cross-level optimization. Furthermore, we enhance the whole SLAM system, resulting in improved tracking and mapping performance. Our Hi-SLAM outperforms existing dense SLAM methods in both mapping and tracking accuracy, while achieving a 2x operation speed-up. Additionally, it exhibits competitive performance in rendering semantic segmentation in small synthetic scenes, with significantly reduced storage and training time requirements. Rendering FPS impressively reaches 2,000 with semantic information and 3,000 without it. Most notably, it showcases the capability of handling the complex real-world scene with more than 500 semantic classes, highlighting its valuable scaling-up capability.

I. INTRODUCTION

Visual Simultaneous Localization and Mapping (SLAM) is a critical technique for ego-motion estimation and scene perception, widely employed in multiple robotics tasks for drones [1], self-driving cars [2], as well as in applications such as Augmented Reality (AR) and Virtual Reality (VR) [3]. Semantic information, which provides high-level knowledge about the environment, is fundamental for comprehensive scene understanding and essential for intelligent robots to perform complex tasks. Recent advancements in image segmentation and map representations have significantly enhanced the performance of Semantic Visual SLAM [4], [5].

Recently, 3D Gaussian Splatting has emerged as a popular 3D world representation [6], [7], [8] due to its rapid rendering and optimization capabilities, attributed to the highly parallelized rasterization of 3D primitives. Specifically, 3D Gaussian Splatting effectively models the *continuous* distributions of geometric parameters using Gaussian distribution. This capability not only enhances performance but also facilitates

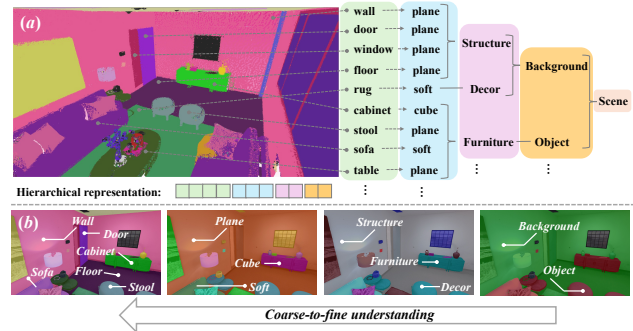


Fig. 1. (a). The global 3D Gaussian map generated by Hi-SLAM with learned semantic labels is shown on the left. The hierarchical structure of the semantic information is organized on the right, considering both semantic and geometric attributes (blue box). The proposed hierarchical categorical representation compresses semantic data, reducing both memory usage and training time of the semantic SLAM. (b). The rendered semantic map at different levels shows a coarse-to-fine understanding, beneficial for real-world scenarios with shifting perspectives from distant to close.

efficient optimization, which is especially advantageous for SLAM tasks. SLAM problem involves a complex optimization space, encompassing both camera poses and global map optimizations at the same time. The adoption of 3D Gaussian Splatting has led to the development of several SLAM systems [9], [10], [11], [12], [13], demonstrating promising performance in geometric understanding of unknown environments. However, the lack of semantic information in these approaches limits their ability to fully comprehend the global environment, restricting their potential in downstream tasks such as visual navigation, planning, and autonomous driving.

Thus, it is highly desirable to extend the original 3D Gaussian Splatting with semantic capabilities while preserving its advantageous probabilistic representation. A straightforward approach would be to augment 3D points with a discrete semantic label and parameterize its distribution with a categorical discrete distribution, i.e., a flat Softmax embedding representation. However, 3D Gaussian Splatting is already a storage-intensive representation [14], [15], requiring a large number of 3D primitives with multiple parameters to achieve realistic rendering. Adding semantic distribution parameters would result in significantly increased storage demands and processing time, growing linearly with the number of semantic classes. This makes it particularly impractical for complex scene understanding. Recent works formulate semantic classes using non-distributional approaches to handle this complexity. The work [16] directly learns a 3-channel RGB visualization for semantic maps instead of the true semantic information understanding. Another work [17] uses a flat semantic representation with supervision from pre-trained

¹ Faculty of Information Technology, Monash University, Australia. ² Mohamed bin Zayed University of Artificial Intelligence, United Arab Emirates. * Corresponding author: Boying Li (boying.li@monash.edu)

This work is supported by the DARPA Assured Neuro Symbolic Learning and Reasoning (ANSR) program under award number FA8750-23-2-1016. The work has received partial funding from The Australian Research Council Discovery Project ARC DP2020102427.

foundation models, yet it can only produce a 3D semantic feature map, rather than an explicit 3D semantic label map.

Unlike flat representations, semantic information naturally organizes into a hierarchical structure of classes, as illustrated in Fig. 1. This hierarchical relationship can be effectively represented as a tree structure, allowing for efficient encoding of extensive information with a relatively small number of nodes, i.e., a compact code. For instance, a binary tree with a depth of 10 can cover 2^{10} classes, enabling the representation of 1,024 classes using just 20 codes (i.e., 2×10 , through 2-dimensional Softmax coding for each level).

Building on this concept, we propose Hi-SLAM, a Semantic Gaussian Splatting SLAM leveraging the hierarchical categorical representation for semantic information. Specifically, taking both semantic and geometric attributes into consideration, a well-designed tree is established with the help of Large Language Models (LLMs), which significantly reduces memory usage and training time, effectively compressing data while preserving its physical meaning. Additionally, we introduce a hierarchical loss for the proposed representation, incorporating both inter-level and cross-level optimizations. This strategy facilitates a coarse-to-fine understanding of scenes, which aligns well with real-world applications, particularly those involving observations from distant to nearby views. Furthermore, we enhance and refine the Gaussian SLAM to improve both performance and running speed.

The main contributions of this paper include:

- 1) We propose a novel hierarchical representation that encodes semantic information by considering both geometric and semantic aspects, with assistance from LLMs. This tree coding effectively compacts the semantic information while preserving its physical hierarchical structure.
- 2) We introduce a novel optimization loss for the semantic hierarchical representation, incorporating both inter-level and cross-level optimizations, ensuring comprehensive refinement across all levels of the hierarchical coding.
- 3) We update several modules to enhance the SLAM system by incorporating semantic information and fully leveraging the rendering capabilities of Gaussian Splatting.

We conduct experiments on both synthetic and real-world datasets. The results demonstrate that our SLAM system outperforms existing methods in localization and mapping performance while achieving faster speeds. In small synthetic scenes, our method achieves competitive performance in rendering semantic segmentation. In complex real-world scenes, our approach, for the first time, demonstrates a valuable scaling-up capability, successfully handling more than 500 semantic classes—an important step toward the semantic understanding of complex environments.

II. RELATED WORK

a) 3D Gaussian Splatting SLAM: 3D Gaussian Splatting has emerged as a promising 3D representation recently. With the usage of 3D Gaussian Splatting, SplaTAM [9] leverages silhouette guidance for pose estimation and map reconstruction in RGBD SLAM systems. Gaussian Splatting SLAM [10] implements both monocular and RGBD

SLAM using 3D Gaussian Splatting. 3D Gaussian Splatting has demonstrated its strong capabilities across various Gaussian Splatting SLAM tasks [11], [12], [13]. However, integrating semantic understanding into SLAM tasks makes optimization particularly challenging, as it combines three high-dimensional optimization problems with different value ranges and convergence characteristics that to be optimized jointly. In this paper, we leverage hierarchical coding for semantic information and employ a suitable optimization strategy to ensure effective optimization.

b) Neural Implicit Semantic SLAM: Semantic SLAM has been a longstanding research topic in the field of computer vision and robotics [4], [18], [19], [20], [21]. Many works [5], [22], [23] have utilized the neural implicit representation for semantic mapping and localization tasks. DNS-SLAM [5] leverages 2D semantic priors combined with a coarse-to-fine geometry representation to integrate semantic information into the established map. SNI-SLAM [22] incorporates appearance, geometry, and semantic features into a collaborative feature space to enhance the robustness of the entire SLAM system. However, these methods are constrained by the limitations of neural implicit map representations, which is known to suffer from slow convergence, which leads to inefficiency and performance degradation when combined with semantic objectives [24], [25]. In contrast, Gaussian Splatting offers advantages with its fast rendering performance and high-density reconstruction quality.

c) Gaussian Splatting Semantic SLAM: With the recent emergence of 3D Gaussian Splatting, the work [16] integrated additional RGB 3-channels to learn semantic visualization map, rather than true semantic understanding. SemGauss-SLAM [17] employs a flat semantic representation, supervised by a large pre-trained foundation model. However, these methods neglect the natural hierarchical characteristics of the real world. Furthermore, the reliance on large foundation models increases the complexity of the neural network and its computational demands, with performance heavily dependent on the embeddings from these pre-trained models. In this paper, we introduce a simple yet effective hierarchical representation for semantic understanding, eliminating the dependency on foundation models, enabling a coarse-to-fine semantic understanding for the unknown environments.

III. METHOD

A. Hierarchical representation

Tree Parametrization. We propose a hierarchical tree representation to encode semantic information, represented as $G = (V, E)$. The node set $V = \cup_{l=0}^L \{v_l\}$ comprises all classes, where $\{v_l\}$ represents the set of nodes at the l -th level of the tree. The edge set $E = \cup_{m=0}^M \{e_m\}$ captures the subordination relationships, encompassing both semantic attribution and geometric prior knowledge. Similarly we use the subscript m to indicate the level of the tree. In this way, the i -th semantic class g^i , regarded as a single leaf node in

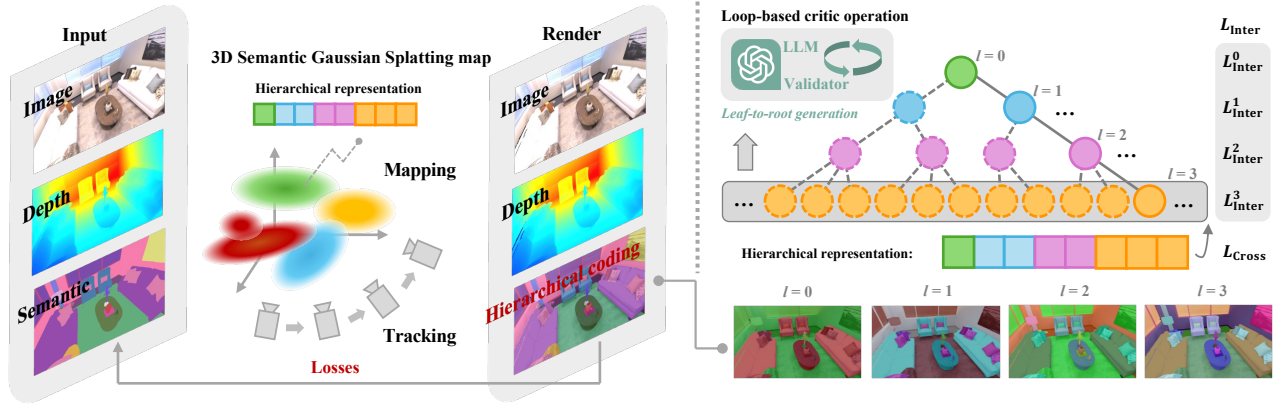


Fig. 2. **Left:** Overview of the Hi-SLAM pipeline. The global 3D Gaussian map is initialized with the first image. The system then alternates between *Tracking* and *Mapping* steps as new frames are processed (see Section III-C). **Top Right:** Hierarchical representation of semantic information. The Tree Generation process uses a Loop-based critic operation, including a LLM and a Validator, to create a tree coding from leaf-to-root. This tree is used to establish hierarchical coding for each Gaussian primitive (see Section III-A). Additionally, a novel loss combining Inter-level Loss L_{Inter} and Cross-level Loss L_{Cross} is proposed for hierarchical semantic optimization (see Section III-B). **Bottom Right:** An example of hierarchical semantic rendering.

the tree view, can be expressed hierarchically as:

$$g_{\text{leaf}}^i = \{v_l^i, e_m^i \mid l = 0, 1, \dots, L; m = 0, 1, \dots, M\},$$

which corresponds to the root-to-leaf path: $g_{\text{leaf}}^i = v_0^i \xrightarrow{e_0} v_1^i \xrightarrow{e_1} \dots \xrightarrow{e_{M-2}} v_{L-1}^i \xrightarrow{e_M} v_L^i$. Take a leaf node class 'Wall' as an example, a 4-level tree coding can be as: $\{v_0^{\text{wall}} : \text{Background}\} \rightarrow \{v_1^{\text{wall}} : \text{Structure}\} \rightarrow \{v_2^{\text{wall}} : \text{Plane}\} \rightarrow \{v_3^{\text{wall}} : \text{Wall}\}$. Among these nodes, the relationships such as 'include' and 'possessing' are represented by the edge information $e_m : \rightarrow$. In this way, any semantic concept can be coded in a progressive, hierarchical manner, incorporating both semantic and geometric perspectives. Moreover, the standard flat representation can be seen as a single-level tree coding from the hierarchical viewpoint.

LLM-based Tree Generation. We utilize Large Language Models (LLMs), specifically GPT-4o-mini [26], to generate the hierarchical tree representation due to its efficient performance. Specifically, the set of original semantic classes are input into the LLMs to cluster them into coarser-level classes. This process is repeated layer by layer from leaf to root, ultimately forming the complete hierarchical tree. However, when dealing with a large number of classes in a complex environment, the results are often unsatisfactory because the LLM tends to cluster only a subset of the input classes, leaving out many classes and incorrectly including numerous unseen classes in the hierarchy.

To address this issue, we employ a loop-based critic operation, including an LLM followed by a validator. Specifically, during the clustering process from the l -level to the $(l-1)$ -level, the l -level semantic classes $\{v_l\}$ are used as the initial prompt input to the LLM, awaiting clustering. The LLM then generates the clustering result $\{v_l\} \rightarrow \{v_{l-1}\}$. By comparing the LLM's results and the prompt input, the validator will identify three components: the successfully grouped nodes $\{v_l\}^{\text{success}}$, the unseen classes $\{v_l\}^{\text{unseen}}$, and the omitted semantic nodes $\{v_l\}^{\text{omitted}}$. The successfully grouped nodes $\{v_l\}^{\text{success}}$ will be retained, while the unseen

classes $\{v_l\}^{\text{unseen}}$ will be removed. Next, the omitted nodes $\{v_l\}^{\text{omitted}}$ are used as the input prompt for the LLM to do the clustering in the subsequent iteration. Additionally, the clustering nodes $\{v_{l-1}\}$ generated in the previous iteration are also provided to the LLM as a reference, suggesting that $\{v_l\}^{\text{omitted}}$ can either be clustered into the previously generated clusters or form new groups. This procedure loops until $\{v_l\}^{\text{omitted}} = \emptyset$, indicating that no classes have been omitted. In this way, we obtain all the clustering results from the l -level to the $(l-1)$ -level. The proposed loop-based critic operation progresses from the leaf-to-root levels, ending when fewer than θ clusters can be generated by the LLM, where we set $\theta = 4$. Worth mentioning is that the tree generation is performed offline before the SLAM operation.

Tree Encoding. For each 3D Gaussian primitive, its semantic embedding \mathbf{h} is composed of the embedding \mathbf{h}^l of each level:

$$\mathbf{h} = f(\mathbf{h}^l) \in \mathbb{R}^N, \quad \mathbf{h}^l \in \mathbb{R}^{n_l}, \quad l = 0, 1, \dots, L \quad (1)$$

where we use l to represents l -th level of the tree and f stands for the concatenation operation. As shown in Fig. 2, the overall dimension of the hierarchical embedding is the sum of the dimensions across all levels $N = \sum_{l=0}^L n_l$, where the dimension n_l of each embedding \mathbf{h}^l depends on the maximum number of nodes at the l -th level.

B. Hierarchical loss

To fully optimize the hierarchical semantic coding effectively, we propose the hierarchical loss as follows:

$$L_{\text{Semantic}} = \omega_1 L_{\text{Inter}} + \omega_2 L_{\text{Cross}} \quad (2)$$

where L_{Inter} and L_{Cross} stands for the Inter-level loss and Cross-level loss respectively. We use ω_1 and ω_2 to balance the weights between each loss. The Inter-level loss L_{Inter} is employed within each level:

$$L_{\text{Inter}} = \sum_{l=0}^L L_{\text{ce}}(\text{softmax}(\mathbf{h}^l), \mathcal{P}^l) \quad (3)$$

where L_{ce} represents the cross-entropy loss, and \mathcal{P}^l stands for the semantic ground truth for the l -th level. In contrast, the Cross-level loss is computed based on the entire hierarchical coding. First, a linear layer F shared between all Gaussian primitives is used to transform the hierarchical embeddings into flat coding. Following is a $\text{softmax}(F(\mathbf{h}))$ operation to convert the embeddings into probabilities. The Cross-level loss L_{Cross} is then defined as follows:

$$L_{\text{Cross}} = L_{\text{CE}}(\text{softmax}(F(\mathbf{h})), \mathcal{P}) \quad (4)$$

where \mathcal{P} represents the semantic ground truth.

C. Gaussian Splatting Semantic Mapping and Tracking

The pipeline of our Hi-SLAM is illustrated in Fig. 2. We will detail the submodules in this subsection.

Semantic 3D Gaussian representation. We adopt Gaussian primitives with hierarchical semantic embedding for the scene representation. Each semantic Gaussian is represented as the combination of color \mathbf{c} , the center position $\boldsymbol{\mu}$, the radius r , the opacity o , and its semantic embedding \mathbf{h} . And the influence of each Gaussian according to the standard Gaussian equation is $G = o \exp\left(-\frac{\|\mathbf{X}-\boldsymbol{\mu}\|^2}{2r^2}\right)$, where \mathbf{X} stands for the 3D point.

Following [6], each semantic 3D Gaussian primitive is projected to the 2D image space using the tile-based differentiable α -compositing rendering. The semantic map is rasterized as follows:

$$H = \sum_{i=1}^n \mathbf{h}_i G_i(\mathbf{X}) T_i \quad \text{with} \quad T_i = \prod_{j=1}^{i-1} (1 - G_j(\mathbf{X})) \quad (5)$$

The rendered color image C , depth image D , and the silhouette image S are defined as follows:

$$C = \sum_{i=1}^n \mathbf{c}_i G_i(\mathbf{X}) T_i, \quad D = \sum_{i=1}^n d_i G_i(\mathbf{X}) T_i, \quad S = \sum_{i=1}^n G_i(\mathbf{X}) T_i \quad (6)$$

In contrast to previous work [9], which employs separate forward and backward rendering modules for different parameters, we adopt unified forward and backward modules that handle all parameters, including semantic, color, depth, and silhouette images.

Tracking. The tracking step aims to estimate each frame’s pose. We adopt constant velocity model to initialize the pose of every incoming frame, following a pose optimization while fixing the global map, using the rendering color and depth losses:

$$L_{\text{Track}} = M(w_1 L_{\text{Depth}} + w_2 L_{\text{Color}}) \quad (7)$$

where L_{Depth} and L_{Color} stands for the L1-loss for the rendered depth and color information. We use weights w_1 and w_2 to balance the two losses and the optimization is only performed on the silhouette-visible image $M = (S > \delta)$.

Mapping. The global map information, including the semantic information, is optimized in the mapping procedure with fixed camera poses. The optimization losses include the depth, color, and the semantic losses:

$$L_{\text{Map}} = w_3 M L_{\text{Depth}} + w_4 L'_{\text{Color}} + w_5 L_{\text{Semantic}} \quad (8)$$

where L_{Semantic} is the proposed semantic loss introduced in Section III-B, and L'_{Color} is the weighted sum of SSIM color loss and L1-Loss. And we use w_3 , w_4 , and w_5 for balancing different terms.

IV. EXPERIMENTS

A. Experiment settings

The experiments are conducted on both synthetic and real-world datasets, including 6 scenes from ScanNet [28] and 8 sequences from Replica [27]. Following the evaluation metrics used in previous SLAM works [9], [29], we leverage ATE RMSE (cm) to assess SLAM tracking accuracy. For mapping performance, we use Depth L1 (cm) to evaluate accuracy. To assess image rendering quality, we adopt PSNR (dB), SSIM, and LPIPS metrics. Similar to previous methods [17], [5], [22], due to the lack of direct metrics for evaluating 3D semantic understanding in 3D Gaussian Splatting representations, we rely on 2D semantic segmentation performance, measured by mIoU (mean Intersection over Union across all classes), to reflect global semantic information. To demonstrate the improved efficiency, we also measure the running time of the proposed SLAM method. We compare our method against state-of-the-art dense visual SLAM approaches, including both NeRF-based and 3D Gaussian SLAM methods, to highlight its effectiveness. Additionally, we include state-of-the-art semantic SLAM techniques, covering both NeRF-based and Gaussian-based methods, to showcase our hierarchical semantic understanding and scaling-up capability. The experiments are conducted in the Nvidia L40S GPU. For experimental settings, the semantic embedding of each Gaussian primitive is initialized randomly. We set semantic optimization loss weights ω_1 and ω_2 to 1.0 and 0.0, respectively, for the first η iterations, where η is set to 15. Afterwards, ω_1 and ω_2 are adjusted to 1.0 and 5.0, respectively. This means that we first use the Inter-level loss to initialize the hierarchical coding, followed by incorporating the Cross-level loss to refine the embedding. For tracking loss, we set $\delta = 0.99$, $w_1 = 1.0$, $w_2 = 0.5$, respectively. For mapping, we set $w_3 = 1.0$, $w_4 = 0.5$, $w_5 = 0.2$, respectively.

B. SLAM Performance

Tracking Accuracy. We present the tracking performance on the Replica [27] and ScanNet [28] datasets in Tab. I and Tab. II, respectively. On the Replica dataset, our proposed method surpasses all current approaches. For the ScanNet dataset, the performance of all methods is lower than on the synthetic dataset due to the noisy, sparse depth sensor input and the limited color image quality caused by motion blur. We evaluate all six sequences, showing that our method performs comparably to state-of-the-art methods [29].

Mapping Performance. In Tab. III, we evaluate the mapping performance using the L1 depth loss in Replica [27]. The results show that our method surpasses all existing approaches, demonstrating superior mapping capabilities.

Rendering Quality. Similar to Point-SLAM [34] and NICE-SLAM [29], we evaluate rendering quality on input views from 8 sequences of the Replica dataset [27]. The evaluation uses average PSNR, SSIM, and LPIPS metrics. Our




Fig. 3. Visualization of our semantic rendering performance on the Replica [27] dataset. **The first four rows** demonstrate rendered semantic segmentation in a coarse-to-fine manner. **The fifth row** exhibits the finest semantic rendering, equivalent to the flat representation with 102 original semantic classes from the Replica dataset. **The last row** visualizes the semantic ground truth for comparison.

TABLE I

LOCALIZATION PERFORMANCE ATE RMSE (CM) ON THE REPLICA DATASET. BEST RESULTS ARE HIGHLIGHTED AS **FIRST**, **SECOND**.

Methods	Avg.	R0	R1	R2	Of0	Of1	Of2	Of3	Of4
iMap [30]	4.15	6.33	3.46	2.65	3.31	1.42	7.17	6.32	2.55
NICE-SLAM [29]	1.07	0.97	1.31	1.07	0.88	1.00	1.06	1.10	1.13
Vox-Fusion [31]	3.09	1.37	4.70	1.47	8.48	2.04	2.58	1.11	2.94
co-SLAM [32]	1.06	0.72	0.85	1.02	0.69	0.56	2.12	1.62	0.87
ESLAM [33]	0.63	0.71	0.70	0.52	0.57	0.55	0.58	0.72	0.63
Point-SLAM [34]	0.52	0.61	0.41	0.37	0.38	0.48	0.54	0.69	0.72
G-S SLAM [10]	0.79	0.47	0.43	0.31	0.70	0.57	0.31	0.31	3.2
SplaTAM [9]	0.36	0.31	0.40	0.29	0.47	0.27	0.29	0.32	0.55
Hi-SLAM (Ours*)	0.32	0.24	0.44	0.25	0.28	0.17	0.29	0.37	0.49
SNI-SLAM [22]	0.46	0.50	0.55	0.45	0.35	0.41	0.33	0.62	0.50
DNS SLAM [5]	0.45	0.49	0.46	0.38	0.34	0.35	0.39	0.62	0.60
SemGauss-SLAM [17]	0.33	0.26	0.42	0.27	0.34	0.17	0.32	0.36	0.49
Hi-SLAM (Ours)	0.33	0.21	0.49	0.24	0.29	0.16	0.31	0.37	0.53

G-S SLAM [10] represents Gaussian Splatting SLAM.

Ours represents our proposed system without semantic information.*

methods achieves superior performance (Hi-SLAM: PSNR \uparrow : 35.70, SSIM \uparrow : 0.980, LPIPS \downarrow : 0.067) compared to the state-of-the-art approaches, where the best performances being: (SplaTAM [9]: PSNR \uparrow : 34.11, SSIM \uparrow : 0.968, LPIPS \downarrow : 0.102), and (SemGauss-SLAM [17]: PSNR \uparrow : 35.03, SSIM \uparrow : 0.982, LPIPS \downarrow : 0.062). Due to space limitations, detailed results for rendering performance across all methods are provided in future supplementary materials.

Running time. Running times for all methods are shown in Tab. IV. Compared to state-of-the-art dense visual SLAM approaches, our method (Ours*) achieves up to 2.4 \times faster tracking and 2.2 \times faster mapping than the SOTA performance [9]. When incorporating semantic information, our method remains efficient, leveraging hierarchical semantic coding to achieve nearly 3 \times faster tracking and 1.2 \times faster mapping

compared with the semantic SLAM with flat semantic coding. Notably, our Hi-SLAM achieves a rendering speed of 2000 FPS. For Hi-SLAM without semantic information, the rendering speed increases to 3000 FPS.

C. Hierarchical semantic understanding

We conduct semantic understanding experiments in synthetic dataset Replica [27] to demonstrate the comprehensive performance of our proposed method. Replica [27] is a synthetic indoor dataset comprising a total of 102 semantic classes with high-quality semantic ground truth.

We establish a five-level tree to encode these original classes hierarchically. The semantic rendering performance is illustrated in Fig. 3, where the first five rows show the progression from level-0 to level-4, moving from coarse to fine understanding. The coarsest semantic rendering, i.e., level-0 which shown in the first row, includes segmentation covering 4 broad classes: *Background*, *Object*, *Other*, and *Void*. In contrast, the finest level encompasses all 102 original semantic classes. For example, the hierarchical understanding of the class 'Stool' progresses from *Object* \rightarrow *Furniture* \rightarrow

TABLE II

LOCALIZATION PERFORMANCE ATE RMSE (CM) ON THE SCANNET DATASET. BEST RESULTS ARE HIGHLIGHTED AS **FIRST**, **SECOND**, **THIRD**.

Methods	Avg.	0000	0059	0106	0169	0181	0207
NICE-SLAM [29]	10.70	12.00	14.00	7.90	10.90	13.40	6.20
Vox-Fusion [31]	26.90	68.84	24.18	8.41	27.28	23.30	9.41
Point-SLAM [34]	12.19	10.24	7.81	8.65	22.16	14.77	9.54
SplaTAM [9]	11.88	12.83	10.10	17.72	12.08	11.10	7.46
SemGauss-SLAM [17]	-	11.87	7.97	-	8.70	9.78	8.97
Hi-SLAM (Ours*)	11.80	12.83	9.57	17.54	11.54	11.78	7.55
Hi-SLAM (Ours)	11.36	11.45	9.61	17.80	11.93	10.04	7.32

Ours represents our proposed system without semantic information.*

TABLE III

RECONSTRUCTION METRIC DEPTH L1 (CM) COMPARISON ON REPLICA. BEST RESULTS ARE HIGHLIGHTED AS **FIRST**, **SECOND**.

Methods	Avg.	R0	R1	R2	Of0	Of1	Of2	Of3	Of4
NICE-SLAM [29]	2.97	1.81	1.44	2.04	1.39	1.76	8.33	4.99	2.01
Vox-Fusion [31]	2.46	1.09	1.90	2.21	2.32	3.40	4.19	2.96	1.61
Co-SLAM [32]	1.51	1.05	0.85	2.37	1.24	1.48	1.86	1.66	1.54
ESLAM [33]	0.95	0.73	0.74	1.26	0.71	1.02	0.93	1.03	1.18
SNI-SLAM [22]	0.77	0.55	0.58	0.87	0.55	0.97	0.89	0.75	0.97
SemGauss-SLAM [17]	0.50	0.54	0.46	0.43	0.29	0.22	0.51	0.98	0.56
Hi-SLAM (Ours)	0.49	0.58	0.40	0.40	0.29	0.19	0.51	0.95	0.57

TABLE IV

RUNTIME ON REPLICA/R0. BEST RESULTS ARE HIGHLIGHTED AS **FIRST**.

Methods	Tracking /Iteration (ms)	Mapping /Iteration (ms)	Tracking /Frame (s)	Mapping /Frame (s)
NICE-SLAM [29]	122.42	104.25	1.22	6.26
SplaTAM [9]	44.27	50.07	1.77	3.00
Hi-SLAM (Ours*)	18.71	22.93	0.75	1.38
Hi-SLAM (Ours)	46.90	148.66	1.88	8.92
Hi-SLAM (Ours)	61.23	170.30	2.45	10.22
Hi-SLAM (Ours**)	168.94	204.25	6.75	12.26

First / Second block results are from NVIDIA GeForce RTX 4090 and NVIDIA L40S, respectively.

Ours* represents our proposed system without semantic information.

Ours** represents our proposed system using flat semantic encoding.

Plane \rightarrow Chair \rightarrow Stool, as depicted in the second column. From Fig. 3, we observe that our method achieves precise semantic rendering at each level, providing a comprehensive coarse-to-fine semantic understanding for overall scenes.

Similar to previous methods [17], [5], [22], we present our quantitative results, evaluated in mIoU (%) across all original semantic classes in Tab. V, where the rendered semantic map is compared against the ground truth at each view. Additionally, we also report the storage usage (MB) and running time in the last part of Tab. V and Tab. IV, respectively, to provide a comprehensive performance evaluation of our proposed method. From Tab. V, our flat coding version performs similarly to the SOTA method [17], while [17] heavily benefits from a large foundation model which pre-trained on much larger, diverse datasets, making the comparison less fair. Meanwhile, the version with tree coding achieves comparable performance to [23], while using only one-third of the storage space compared to our flat version. In terms of training time, Tab. IV shows that our proposed method requires only 36% of the time for frame tracking and 83% for frame mapping compared to the flat version. Overall, our method achieves competitive performance in semantic segmentation on the small, ideal synthetic dataset, while significantly reducing both storage requirements and training time, benefiting from the proposed hierarchical semantic representation.

D. Scaling up capability

To demonstrate the scaling-up capability, we apply our proposed method to the real-world complex dataset, ScanNet [28], which covers up to 550 unique semantic classes. Unlike Replica [27], where the semantic ground truth is synthesized from a global world model and can be considered ideal, the semantic annotations in ScanNet are significantly noisier. Additionally, the dataset features noisy depth sensor inputs

TABLE V

SEMANTIC METRIC mIoU (%) COMPARISON AND PARAMETER USAGE (MB) ON REPLICA. RESULTS ARE HIGHLIGHTED AS **FIRST**, **SECOND**.

	Methods	Avg.	R0	R1	R2	Of0
mIoU (%)	NIDS-SLAM [23]	82.37	82.45	84.08	76.99	85.94
	DNS-SLAM [5]	84.77	88.32	84.90	81.20	84.66
	SNI-SLAM [22]	87.41	88.42	87.43	86.16	87.63
	SemGauss-SLAM [17]	96.34	96.30	95.82	96.51	96.72
	Hi-SLAM (Ours**)	90.35	91.21	90.62	89.11	90.45
	Hi-SLAM (Ours)	76.44	76.62	78.31	80.39	70.43
Param (MB)	Hi-SLAM (Ours**)	2662.25	2355	3072	2560	2662
	Hi-SLAM (Ours)	910.50	793	1126	843	880

Ours** represents our proposed system using flat semantic encoding.

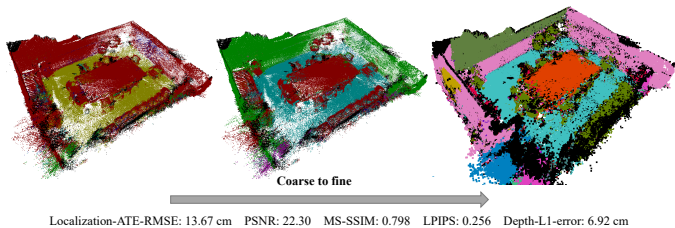


Fig. 4. Visualization of the established semantic 3D map across multiple levels, demonstrating a coarse-to-fine semantic understanding of the complex scene. The bottom of the figure displays localization, mapping, and rendering performance, providing a comprehensive overview of Hi-SLAM’s effectiveness.

and blurred color images, making semantic understanding particularly challenging in this scenes.

Using the flat semantic representation cannot even run successfully due to storage limitations. In contrast, we establish the hierarchical tree with the assistance of LLMs, which guide the compaction of the coding from the original 550 semantic classes to 72 semantic codings, resulting in over 7 times reduction in coding usage. As visualized in Fig. 4, our estimated 3D global semantic map at different levels demonstrates a coarse-to-fine semantic understanding, showcasing our method’s scaling-up capability in handling this complex scene.

V. CONCLUSIONS

We present Hi-SLAM, a novel semantic 3D Gaussian Splatting SLAM method with a hierarchical categorical representation, which can generate global 3D semantic map with scaling-up capability and explicit semantic label prediction. Specifically, we propose a novel hierarchical representation to encode semantic message in a compact form, further forming it into 3D Gaussian Splatting, with the assistance of LLMs. Additionally, we present a novel semantic loss for the hierarchical semantic information optimization, including both inter-level and cross-level optimization. Furthermore, we refine the whole SLAM system. Experiments demonstrate that Hi-SLAM surpasses existing dense SLAM methods in both tracking and mapping performance with faster speed, and it can significantly reduce storage and training requirements. The method exhibits exceptional rendering performance, achieving up to 2,000/3,000 FPS with/without semantic information. Most notably, Hi-SLAM showcases its ability to manage complex real-world scenes containing over 500 semantic classes, underlining its robust scalability and effectiveness in large-scale applications.

REFERENCES

- [1] Lionel Heng, Dominik Honegger, Gim Hee Lee, Lorenz Meier, Petri Tanskanen, Friedrich Fraundorfer, and Marc Pollefeys. Autonomous visual mapping and exploration with a micro aerial vehicle. *31(4):654–675*, 2014.
- [2] Henning Lategahn, Andreas Geiger, and Bernd Kitt. Visual slam for autonomous ground vehicles. In *Proceedings of the IEEE International Conference on Robotics and Automation*, pages 1732–1737. IEEE, 2011.
- [3] Denis Chekhlov, Andrew P Gee, Andrew Calway, and Walterio Mayol-Cuevas. Ninja on a plane: Automatic discovery of physical planes for augmented reality using visual slam. In *Proceedings of the IEEE/ACM International Symposium on Mixed and Augmented Reality*, pages 1–4. IEEE Computer Society, 2007.
- [4] Yun Chang, Yulun Tian, Jonathan P How, and Luca Carlone. Kimera-multi: a system for distributed multi-robot metric-semantic simultaneous localization and mapping. In *Proceedings of the IEEE International Conference on Robotics and Automation*, pages 11210–11218. IEEE, 2021.
- [5] Kunyi Li, Michael Niemeyer, Nassir Navab, and Federico Tombari. Dns slam: Dense neural semantic-informed slam. *arXiv preprint arXiv:2312.00204*, 2023.
- [6] Bernhard Kerbl, Georgios Kopanas, Thomas Leimkühler, and George Drettakis. 3d gaussian splatting for real-time radiance field rendering. *ACM Transactions on Graphics*, 42(4):139–1, 2023.
- [7] Zehao Yu, Anpei Chen, Binbin Huang, Torsten Sattler, and Andreas Geiger. Mip-splatting: Alias-free 3d gaussian splatting. In *Proceedings of the IEEE International Conference on Computer Vision and Pattern Recognition*, pages 19447–19456, June 2024.
- [8] Guanjun Wu, Taoran Yi, Jiemin Fang, Lingxi Xie, Xiaopeng Zhang, Wei Wei, Wenyu Liu, Qi Tian, and Xinggang Wang. 4d gaussian splatting for real-time dynamic scene rendering. In *Proceedings of the IEEE International Conference on Computer Vision and Pattern Recognition*, pages 20310–20320, June 2024.
- [9] Nikhil Keetha, Jay Karhade, Krishna Murthy Jatavallabhula, Gengshan Yang, Sebastian Scherer, Deva Ramanan, and Jonathon Luiten. Splatam: Splat, track & map 3d gaussians for dense rgb-d slam. In *Proceedings of the IEEE International Conference on Computer Vision and Pattern Recognition*, 2023.
- [10] Hidenobu Matsuki, Riku Murai, Paul HJ Kelly, and Andrew J Davison. Gaussian splatting slam. In *Proceedings of the IEEE International Conference on Computer Vision and Pattern Recognition*, pages 18039–18048, 2024.
- [11] Chi Yan, Delin Qu, Dan Xu, Bin Zhao, Zhigang Wang, Dong Wang, and Xuelong Li. Gs-slam: Dense visual slam with 3d gaussian splatting. In *Proceedings of the IEEE International Conference on Computer Vision and Pattern Recognition*, pages 19595–19604, 2024.
- [12] Huajian Huang, Longwei Li, Hui Cheng, and Sai-Kit Yeung. Photoslam: Real-time simultaneous localization and photorealistic mapping for monocular stereo and rgb-d cameras. In *Proceedings of the IEEE International Conference on Computer Vision and Pattern Recognition*, pages 21584–21593, 2024.
- [13] Vladimir Yugay, Yue Li, Theo Gevers, and Martin R Oswald. Gaussian-slam: Photo-realistic dense slam with gaussian splatting. *arXiv preprint arXiv:2312.10070*, 2023.
- [14] Tao Lu, Mulin Yu, Linning Xu, Yuanbo Xiangli, Limin Wang, Dahua Lin, and Bo Dai. Scaffold-gs: Structured 3d gaussians for view-adaptive rendering. In *Proceedings of the IEEE International Conference on Computer Vision and Pattern Recognition*, pages 20654–20664, 2024.
- [15] Yihang Chen, Qianyi Wu, Jianfei Cai, Mehrtash Harandi, and Weiyao Lin. Hac: Hash-grid assisted context for 3d gaussian splatting compression. *Proceedings of the European conference on computer vision*, 2024.
- [16] Mingrui Li, Shuhong Liu, and Heng Zhou. Sgs-slam: Semantic gaussian splatting for neural dense slam. *arXiv preprint arXiv:2402.03246*, 2024.
- [17] Siting Zhu, Renjie Qin, Guangming Wang, Jiuming Liu, and Hesheng Wang. Semgauss-slam: Dense semantic gaussian splatting slam. *arXiv preprint arXiv:2403.07494*, 2024.
- [18] Boying Li, Danping Zou, Yuan Huang, Xinghan Niu, Ling Pei, and Wenxian Yu. Textslam: Visual slam with semantic planar text features. *IEEE Transactions on Pattern Analysis and Machine Intelligence*, 2023.
- [19] Antoni Rosinol, Marcus Abate, Yun Chang, and Luca Carlone. Kimera: an open-source library for real-time metric-semantic localization and mapping. In *Proceedings of the IEEE International Conference on Robotics and Automation*, pages 1689–1696. IEEE, 2020.
- [20] Boying Li, Danping Zou, Daniele Sartori, Ling Pei, and Wenxian Yu. Textslam: Visual slam with planar text features. In *2020 IEEE International Conference on Robotics and Automation (ICRA)*, pages 2102–2108. IEEE, 2020.
- [21] Muhammad Sualeh and Gon-Woo Kim. Simultaneous localization and mapping in the epoch of semantics: a survey. *International Journal of Control, Automation and Systems*, 17(3):729–742, 2019.
- [22] Siting Zhu, Guangming Wang, Hermann Blum, Jiuming Liu, Liang Song, Marc Pollefeys, and Hesheng Wang. Sni-slam: Semantic neural implicit slam. In *Proceedings of the IEEE International Conference on Computer Vision and Pattern Recognition*, 2024.
- [23] Yasaman Haghighi, Suryansh Kumar, Jean-Philippe Thiran, and Luc Van Gool. Neural implicit dense semantic slam. *arXiv preprint arXiv:2304.14560*, 2023.
- [24] Tao Hu, Shu Liu, Yilun Chen, Tiancheng Shen, and Jiaya Jia. Efficientnerf efficient neural radiance fields. In *Proceedings of the IEEE International Conference on Computer Vision and Pattern Recognition*, pages 12902–12911, June 2022.
- [25] Jeffrey Yunfan Liu, Yun Chen, Ze Yang, Jingkang Wang, Sivabalan Manivasagam, and Raquel Urtasun. Real-time neural rasterization for large scenes. In *Proceedings of the IEEE/CVF International Conference on Computer Vision*, pages 8416–8427, October 2023.
- [26] Gpt-4o-mini, 2024. <https://platform.openai.com/docs/models/gpt-4o-mini>.
- [27] Julian Straub, Thomas Whelan, Lingni Ma, Yufan Chen, Erik Wijmans, Simon Green, Jakob J Engel, Raul Mur-Artal, Carl Ren, Shobhit Verma, et al. The replica dataset: A digital replica of indoor spaces. *arXiv preprint arXiv:1906.05797*, 2019.
- [28] Angela Dai, Angel X. Chang, Manolis Savva, Maciej Halber, Thomas Funkhouser, and Matthias Niessner. Scannet: Richly-annotated 3d reconstructions of indoor scenes. In *Proceedings of the IEEE International Conference on Computer Vision and Pattern Recognition*, July 2017.
- [29] Zihan Zhu, Songyou Peng, Viktor Larsson, Weiwei Xu, Hujun Bao, Zhaopeng Cui, Martin R Oswald, and Marc Pollefeys. Nice-slam: Neural implicit scalable encoding for slam. In *Proceedings of the IEEE International Conference on Computer Vision and Pattern Recognition*, pages 12786–12796, 2022.
- [30] Edgar Sucar, Shikun Liu, Joseph Ortiz, and Andrew J Davison. imap: Implicit mapping and positioning in real-time. In *Proceedings of the IEEE/CVF International Conference on Computer Vision*, pages 6229–6238, 2021.
- [31] Xingrui Yang, Hai Li, Hongjia Zhai, Yuhang Ming, Yuqian Liu, and Guofeng Zhang. Vox-fusion: Dense tracking and mapping with voxel-based neural implicit representation. In *Proceedings of the IEEE/ACM International Symposium on Mixed and Augmented Reality*, pages 499–507. IEEE, 2022.
- [32] Hengyi Wang, Jingwen Wang, and Lourdes Agapito. Co-slam: Joint coordinate and sparse parametric encodings for neural real-time slam. In *Proceedings of the IEEE International Conference on Computer Vision and Pattern Recognition*, pages 13293–13302, 2023.
- [33] Mohammad Mahdi Johari, Camilla Carta, and François Fleuret. Eslam: Efficient dense slam system based on hybrid representation of signed distance fields. In *Proceedings of the IEEE International Conference on Computer Vision and Pattern Recognition*, pages 17408–17419, 2023.
- [34] Erik Sandström, Yue Li, Luc Van Gool, and Martin R Oswald. Point-slam: Dense neural point cloud-based slam. In *Proceedings of the IEEE/CVF International Conference on Computer Vision*, pages 18433–18444, 2023.