

# Artemis: Efficient Commit-and-Prove SNARKs for zkML

Hidde Lycklama<sup>1\*</sup>, Alexander Viand<sup>2\*</sup>, Nikolay Avramov<sup>1</sup>, Nicolas K  chler<sup>1</sup>, Anwar Hithnawi<sup>3</sup>

<sup>1</sup>ETH Zurich <sup>2</sup>Intel Labs <sup>3</sup>University of Toronto

**Abstract**—Ensuring that AI models are both verifiable and privacy-preserving is important for trust, accountability, and compliance. To address these concerns, recent research has focused on developing zero-knowledge machine learning (zkML) techniques that enable the verification of various aspects of ML models without revealing sensitive information. However, while recent zkML advances have made significant improvements to the efficiency of proving ML computations, they have largely overlooked the costly consistency checks on committed model parameters and input data, which have become a dominant performance bottleneck. To address this gap, this paper introduces a new Commit-and-Prove SNARK (CP-SNARK) construction, Artemis, that effectively addresses the emerging challenge of commitment verification in zkML pipelines. In contrast to existing approaches, Artemis is compatible with any homomorphic polynomial commitment, including those without trusted setup. We present the first implementation of this CP-SNARK, evaluate its performance on a diverse set of ML models, and show substantial improvements over existing methods, achieving significant reductions in prover costs and maintaining efficiency even for large-scale models. For example, for the VGG model, we reduce the overhead associated with commitment checks from 11.5x to 1.1x. Our results indicate that Artemis provides a concrete step toward practical deployment of zkML, particularly in settings involving large-scale or complex models.

## 1. Introduction

In recent years, the deployment of AI systems has become increasingly pervasive, with applications embedded in various domains, including personalized recommendations, health diagnostics, autonomous vehicles, and conversational agents such as ChatGPT. As these technologies become deeply integrated into critical infrastructure and everyday life, concerns about their privacy, accountability, and trustworthiness have become increasingly pressing. In response, there has been a push to regulate AI, including efforts by governments to ensure that these technologies are used responsibly and ethically [3], [30], [41]. At the same time, the research community has increasingly recognized that ensuring the integrity and correctness of ML models is crucial to maintaining trust in these systems, especially in

high-stakes domains. This, in turn, has led to a wide range of research focused on developing transparent, verifiable, and auditable machine learning methods, targeting various stages of model development and deployment [13], [39], [40], [48], [53].

Much of the machine learning (ML) verification and auditing research assumes access to models and their underlying data. However, this assumption is often infeasible, particularly in contexts involving sensitive data or where organizations are unwilling to share models for competitive reasons. For example, fraud detection models must remain private to remain effective, yet are obvious candidates for regulation. To address this challenge, some recent efforts have focused on leveraging cryptographic techniques to verify various properties of ML models without requiring direct access to data or models, thus preserving the privacy needed in these applications. Specifically, many of these efforts leverage zero-knowledge proofs (ZKPs) to verify various aspects of the data and/or the model, also known as “zkML” [10], [31], [35], [37], [58].

Applying zero-knowledge proofs to ML can present significant challenges due to the scalability issues inherent in ML. However, recent advances in zkML have greatly improved its efficiency and scalability, with the most efficient approaches today leveraging advanced lookup features in modern proof systems to optimize the proving process [10], [31], [44]. While in many applications we explicitly want the zero-knowledge property of ZKPs for preserving the confidentiality of sensitive model parameters, this introduces a fundamental challenge: since the model is hidden, the verifier does not know which model the prover actually used. As a result, a ZKP of correct inference is, by itself, not generally useful in practice, as it does not ensure the computation was performed using the intended model or that the model itself was not tampered with or replaced. Thus, it is crucial to bind the proof to a specific model that has known properties or guarantees (for example, a model trained under certain conditions or certified to meet particular criteria). In practice, this link is established through cryptographic commitments to the model and, as part of the ZKP, demonstrating that the model in the zkML proof indeed matches the committed model. The commitment anchors the proof to a specific model that can be independently audited or endorsed outside the inference proof. For example, the model owner can publish a zero-knowledge proof of accuracy, fairness,

\* These authors contributed equally to this work.

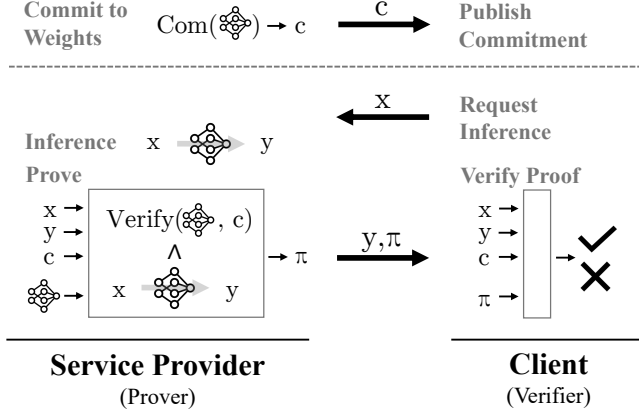


Figure 1: A zkML pipeline. The Service Provider generates a proof of inference tied to a public model commitment.

or a variety of other properties linked to the same model commitment [33], [49], [51], [52].

To date, the vast majority of research in zkML has focused primarily on enhancing the efficiency of proving ML computations while largely neglecting the overhead associated with ensuring the consistency between the model and the model commitment [31]. However, as zkML methods continue improving, the overhead associated with model commitments is becoming a significant bottleneck. Recent studies have observed that commitment-related operations can account for a substantial portion of the total overhead in inference pipelines [20], [31]. In fact, as we show in this work, for larger models, existing approaches to commitment consistency checks for zkML [4], [20], [31], [57] can dominate the overall verification time with, for some models, more than 90% of the prover’s time spent on these checks rather than on ML computations.

**Commit-and-Prove SNARKs.** The need to efficiently verify that a part of a witness in a ZKP matches a value that was committed to earlier arises in many contexts beyond zkML. Similar patterns occur in applications such as anonymous credential systems, e-voting schemes, verifiable encryption protocols, and decentralized auditing systems [1]. Multiple works formalize this as (zero-knowledge) Commit-and-Prove SNARK (CP-SNARK), i.e., a (zk-)Succinct Non-Interactive Argument of Knowledge (SNARK) that can also show that (a part of) the witness is consistent with an external commitment [9], [14], [36]. For certain types of ZKPs, such as Sigma Protocols and Bulletproofs [6], expressing statements about values contained in commitments is an inherent part of the protocol. As a result, these (zk-)SNARKs either directly fulfill the (zk-)CP-SNARK definition or can be trivially adapted to fulfill it [6], [11]. However, for most generic (zk-)SNARKs, an explicit construction is required [1], [7], [9]. This can either take the form of recomputing a commitment inside the SNARK (as is done in current zkML works that consider commitments), or it can take the form of an extension to the underlying proof

system (as is the case in the LegoSNARK [9] line of work). Note that, if zero-knowledge is not required (i.e., we do not need the commitment and/or proof to hide the externally committed value), significantly more efficient constructions might apply. For example, EZKL [4], [17] forgoes blinding values to achieve a (non-zk) CP-SNARK at virtually no overhead. However, it is important to realize that, where zk is required, care must be taken not to leak information about the externally committed value, which can easily be overlooked<sup>1</sup>. In the context of zkML, we need both high *efficiency and zero-knowledge* as, in most applications, the need for zkML arises specifically because of the sensitive or proprietary nature of ML models.

**Contributions.** In this paper, we present Artemis, a new (zero-knowledge) Commit-and-Prove SNARK, which significantly improves upon the existing state-of-the-art in performance, virtually eliminating the overhead of commitment verification for zkML applications. Artemis removes the need for expensive “shifting” proofs used by existing constructions by utilizing efficient arithmetization-based alignment (cf. § 4.1). Artemis further replaces pairing-based linking proofs with an efficient polynomial evaluation argument (cf. § 4.2), enabling compatibility with any homomorphic polynomial commitment scheme and removing the dependency on trusted setup. While Artemis is a generic CP-SNARK, we demonstrate its practical relevance through an extensive evaluation on diverse ML models, including GPT-2 [45]. Our evaluation shows that Artemis substantially outperforms existing CP-SNARK approaches, improving upon the state of the art by an order of magnitude while also removing the need for a trusted setup.

## 2. Background

We begin by defining the two core building blocks of our work, namely Polynomial Commitments and (Commit-and-Prove) SNARKs. We then outline the Plonkish Arithmetization framework, which underpins the proof systems used in state-of-the-art zkML. These details will be relevant to understanding how we efficiently instantiate our construction for the Halo2 proof system [21]. We refer to Appendix B for additional definitions.

**Notation.** We use the standard notation for bitstrings  $\{0, 1\}^*$ , groups ( $h$  generates  $\mathbb{G}$ ) and fields  $\mathbb{F}_p$  with order  $p$ . We use bracket notation to denote ranges, e.g.,  $[n] = \{1, \dots, n\}$ , and symbols representing polynomials are displayed in **bold**.

**Definition 2.1** (Indexed Relation [12]). An indexed relation  $\mathcal{R}$  is a set of triples  $(i, x, w)$  where  $i$  is the index,  $x$  is the instance, and  $w$  is the witness; the corresponding indexed

<sup>1</sup>. Recent work proposes to directly apply a permutation argument between internal and external commitments to the witness [15], however, this fails to achieve ZK as it leaks information about the external commitment, which cannot be addressed with blinding values, as we might perform many different proofs against the same commitment.

language  $\mathcal{L}(\mathcal{R})$  is the set of pairs  $(i, x)$  for which there exists a witness  $w$  such that  $(i, x, w) \in \mathcal{R}$ . Given a security parameter  $\lambda \in \mathbb{N}$ , we denote by  $\mathcal{R}_\lambda$  the restriction of  $\mathcal{R}$  to triples  $(i, x, w) \in \mathcal{R}$  with  $|i| \leq \lambda$ .

The asymptotic security notions in the following are all quantified over  $\lambda$ -compatible relations  $\mathcal{R}_\lambda$ , and we therefore sometimes use the simplified notation  $\mathcal{R}$  instead. Typically,  $i$  describes an arithmetic circuit over a finite field,  $x$  denotes public inputs, and  $w$  denotes private inputs, respectively.

## 2.1. Polynomial Commitments

**Definition 2.2** (Polynomial Commitments [32]). Polynomial commitments allow a prover to commit to a polynomial while retaining the ability to later reveal the polynomial's value at any specific point, along with a proof that the revealed value is indeed correct. These commitments are an important building block for constructing succinct proofs. A polynomial commitment scheme consists of a quintuple (PC.Setup, PC.Commit, PC.Verify, PC.Open, PC.Check), where:

- **PC.Setup**( $1^\lambda, D$ )  $\rightarrow$  ck: prepares the public parameters given the security parameter  $\lambda$ , maximum degree bound  $D$  and outputs a common reference string  $\text{pp}$ , which contains the description of a finite field  $\mathbb{F} \in \mathcal{F}$ .
- **PC.Commit**(ck,  $g, d, r$ )  $\rightarrow$   $c$ : computes a commitment  $c$  to a polynomial  $g$ , using randomness  $r$  and degree bound  $d$  where  $\deg(g) \leq d \leq D$ .
- **PC.Verify**(ck,  $c, d, g, r$ )  $\rightarrow$   $\{0, 1\}$ : outputs 1 if  $c$  is a commitment to  $g$  with randomness  $r$  and degree bound  $d$ .
- **PC.Open**(ck,  $g, d, x, y, r$ )  $\rightarrow$   $\pi$ : The prover computes a proof  $\pi$  that  $g(x) = y$ , using randomness  $r$  used to commit to  $g$  in  $c$  and degree bound  $d$ .
- **PC.Check**(ck,  $c, d, x, y, \pi$ )  $\rightarrow$   $\{0, 1\}$ : The verifier checks that  $c$  commits to  $g$  such that  $g(x) = y$  with degree bound  $d$ .

For efficiency, proof systems rely on batching of opening proofs [12]. In particular, a polynomial commitment scheme can open  $n$  commitments on the evaluation set  $Q = \{(i, x) \in ([n] \times \mathbb{F})\}$ , using a randomly generated opening challenge  $\xi$  by the verifier:

- **PC.BatchOpen**(ck,  $g, d, Q, y, \xi, r$ )  $\rightarrow$   $\pi$ : The prover computes a proof  $\pi$  using query set  $Q$ , opening challenge  $\xi$ , degree bounds  $d$ , and randomnesses  $r$  used to commit to the polynomials  $g$  in  $c$ .
- **PC.BatchCheck**(ck,  $c, d, Q, y, \pi, \xi$ )  $\rightarrow$   $\{0, 1\}$ : For proof  $\pi$ , degree bounds  $d$ , and opening challenge  $\xi$ , **PC.BatchCheck** outputs 1 iff each commitment  $c_i$  commits to  $g_i$  such that  $g_i(x) = y$  for all  $(i, x) \in Q$  and  $y = y_{i,x}$ .

A polynomial commitment scheme is secure if it provides completeness, hiding, and binding properties. Further, a polynomial commitment scheme can provide extractability, which states that there exists an extractor that can recover the committed polynomial from any evaluation proof, provided

it has full access to the adversary's state. We refer to [12] for a formal definition of these properties.

## 2.2. zk-SNARKs

A proof for an indexed relation  $\mathcal{R}$  is a protocol between a prover  $P$  and an efficient verifier  $V$  by which  $P$  convinces  $V$  that  $\exists w : (i, x, w) \in \mathcal{R}$ . If the proof is a single message from  $P$  to  $V$ , it is non-interactive and consists of four polynomial-time algorithms:

- **Setup**( $1^\lambda, \mathcal{R}$ )  $\rightarrow$  crs: Setup public parameters crs for a relation  $\mathcal{R}$  and security parameter  $\lambda$ .
- **I**( $i, \text{crs}$ )  $\rightarrow$  (ipk, ivk): A deterministic indexer that takes index  $i$  and crs as input, and produces a proving index key (ipk) and a verifier index key (ivk).
- **Prove**(ipk,  $x, w$ )  $\rightarrow$   $\pi$ : If  $(i, x, w) \in \mathcal{R}$ , output a proof  $\pi$ .
- **Verify**(ivk,  $x, \pi$ )  $\rightarrow$   $\{0, 1\}$ : Verify proof  $\pi$  for instance  $x$  and index  $i$ .

Proofs generally support a class of relations, for instance bounded size arithmetic circuits, including the size of a relation  $|\mathcal{R}|$ . A proof that satisfies completeness, knowledge soundness, and succinctness is a Succinct Non-Interactive Argument of Knowledge (SNARK). If the proof also satisfies zero-knowledge, i.e., it does not reveal any other information than the statement being true, it is a zero-knowledge Succinct Non-Interactive Argument of Knowledge (zk-SNARK). We provide formal definitions of these properties in Definition B.4 in Appendix B.

**Commit-and-Prove SNARK (CP-SNARK).** CP-SNARKs are SNARKs where the instance contains one or more commitments to parts of the witness [1], [7], [9]. In particular, the instance contains a set of commitments, i.e.,  $(x, c_1, \dots, c_\ell)$ , to subsets of the witness  $w$  with decommitments  $r_1, \dots, r_\ell$  where  $c_i = \text{Com.Commit}(w_i, r_i)$  with  $w_i$  a subset of the witness  $w$ .

**Definition 2.3** (CP-SNARKs [9]). Let  $\mathcal{R}$  be an indexed relation over  $\mathcal{D}_x \times \mathcal{D}_w$  where  $\mathcal{D}_w$  splits over  $\ell + 1$  arbitrary domains  $\mathcal{D}_1 \times \dots \times \mathcal{D}_\ell \times \mathcal{D}_v$  for some arity parameter  $\ell \geq 1$  represented by an  $\ell$ -element list  $I_{\text{com}}$ . We denote the sub-witnesses  $w_1, \dots, w_\ell, w_v$  following this split. Let  $\text{Com} = (\text{Com.Setup}, \text{Com.Commit}, \text{Com.Verify})$  be a commitment scheme (as per Definition B.1) whose message space  $\mathcal{M}$  is such that  $\mathcal{D}_i \subset \mathcal{M}$  for all  $i \in [\ell]$ . A Commit-and-Prove SNARK for a relation  $\mathcal{R}$  and a commitment scheme  $\text{Com}$  is a SNARK for a relation  $\mathcal{R}^{\text{Com}}$  such that:

$$\mathcal{R}^{\text{Com}} = \left\{ ((i, I_{\text{com}}, \text{ck}), (x, c_1, \dots, c_\ell), (w, r_1, \dots, r_\ell)) : \begin{array}{l} (i, x, w) \in \mathcal{R} \\ \bigwedge_{j \in [\ell]} \text{Com.Verify}(\text{ck}, c_j, w_j, r_j) = 1 \end{array} \right\}$$

CP-SNARKs satisfy completeness, knowledge soundness, and succinctness properties similar to SNARKs. Similar to zk-SNARKs, we can also consider a zero-knowledge variant of CP-SNARKs. We refer to Campanelli et al. [9] for a formal definition of CP-SNARK properties.

### 2.3. Arithmetization

In the context of SNARKs that express statements over computations, the computation is generally expressed as bounded-depth arithmetic circuits. As most SNARKs internally rely on representing constraints as polynomials, *arithmetization* acts as an intermediary between the (circuit) computation and the polynomial representation required by the underlying proof system. Specifically, arithmetization reduces statements about computations to algebraic statements involving polynomials of a bounded degree. Some operations can be easily transformed into arithmetic operations, either because they are algebraic operations over a finite field or because they can be easily adapted to algebraic operations. However, more complex operations (e.g., comparisons or any higher-order function) are not as easily expressed in arithmetic circuits. As a result, modern SNARKs generally support more advanced arithmetization, such as lookups and custom gates that can help address this overhead. This induces a complex design problem, where different approaches to arithmetizing the same computation can give rise to proofs with vastly different efficiency. In the following, we focus on the Plonkish arithmetization that is used by many state-of-the-art proof systems, including Halo2 [21]. Halo2 is zk-SNARK that builds upon the original Halo protocol [5] but combines it with Plonkish arithmetization to express functions or applications as circuits, as originally introduced by Plonk [22]. Specifically, Halo2 relies on UltraPLONK's [2] arithmetization, which adds support for custom gates and lookup arguments.

**Definition 2.4** (Plonkish Arithmetization [2], [21]). Consider a grid comprised of  $n$  rows (where  $n = 2^k$  for some  $k$ ) with  $n_f$  fixed columns,  $n_a$  advice columns, and  $n_p$  instance columns. Let  $F_{i,j} \in \mathbb{F}_p$  be the value in the  $j$ -th row of the  $i$ -th fixed column, and let  $A_{i,j}$  and  $P_{i,j}$  be defined equivalently for advice and instance columns, respectively. Let  $\{f_i(X)\}_{i \in [n_f]}$ ,  $\{a_i(X)\}_{i \in [n_a]}$ , and  $\{p_i(X)\}_{i \in [n_p]}$  be the polynomials representing the fixed, advice, and instance columns, respectively, where

- $f_i(X)$  interpolates s.t.  $f_i(\omega^j) = F_{i,j}$  for  $i \in [n_f], j \in [n]$ ;
  - $a_i(X)$  interpolates s.t.  $a_i(\omega^j) = A_{i,j}$  for  $i \in [n_a], j \in [n]$ ;
  - $p_i(X)$  interpolates s.t.  $p_i(\omega^j) = P_{i,j}$  for  $i \in [n_p], j \in [n]$ .
- for  $\omega \in \mathbb{F}_p$  a  $n = 2^k$  primitive root of unity.

Constraints for (custom) gates are expressed as multivariate polynomials  $b_i$  in  $n_f + n_a + n_i + 1$  indeterminates of degree at most  $n - 1$ , for which we only consider their evaluation at points of the form:

$$b_i(X, f_1(X), \dots, f_{n_f}(X), a_1(X), \dots, a_{n_a}(X), p_1(X), \dots, p_{n_p}(X), C_1, \dots, C_{n_h}).$$

where  $C_1, \dots, C_{n_h}$  are  $n_a$  (optional) random challenges sent by the verifier.

To connect gates, values must typically be explicitly copied between cells. Copy constraints enforce that multiple cells hold the same value by defining a bijective mapping, called a permutation, from a set of cells onto itself. We

express these constraints through a fixed permutation mapping, denoted by  $\sigma$ , which is defined over a specific set of columns  $P_\sigma$  that participate in the permutation constraint. The permutation is specified as:

$$\sigma(i, j) = (i', j') \text{ for all } i \in [P_\sigma], j \in [n]$$

where  $(i, j)$  refers to the column and row indices, respectively. Finally, lookup constraints allow enforcing that values in a column  $A_i$  must appear in a designated lookup table column  $T_j$ , enabling compact encodings of complex computations.

**Halo2 Proof System.** Halo2 proofs show relations based on Plonkish Arithmetization. The circuit polynomial  $g$  encodes the structure of the computation, including the grid columns, custom gates, lookup arguments, and permutation constraints. The relation contains a set of witness advice polynomials  $a_1(X), \dots, a_{n_a}(X)$  that satisfy a set of instance polynomials  $p_1(X), \dots, p_{n_p}(X)$  such that  $g$ , defined by the index, evaluates to zero across the entire evaluation domain. A key feature of the system is that both witness polynomials and gate constraints can depend on verifier challenges as well as other advice polynomials, i.e.,  $a_i(X, C_1, \dots, C_{i-1}, a_1(X), \dots, a_{i-1}(X))$ . This flexible structure allows gate constraints to be expressed more efficiently and is used to optimize computations such as lookup arguments and permutation constraints.

**Definition 2.5** (Halo2 Indexed Relation). Let  $n_g$  be a positive integer with  $n_g \geq 4$ , and let  $n_g, n_a$  be positive integers with  $n_a < n$ , and let  $F$  be the list of fixed columns  $F_0, \dots, F_{n_f-1}$  values, let  $B$  be the list of  $n_b$  (custom) gate constraints  $b_0, \dots, b_{n_b}$ , let  $P_\sigma$  be the list of columns participating in the permutation constraints, and let  $\sigma$  be the fixed permutation, and let  $T$  be a list of tuples of (column, table) describing the columns constrained to a lookup table as in Definition 2.4.

For all  $(\mathbb{F}, n, n_f, n_a, n_p, F, B, T, P_\sigma, \sigma)$ , the Halo2 Indexed Relation  $\mathcal{R}$  is defined as

$$\left\{ \begin{array}{l} \left( (\mathbb{F}, n, n_f, n_a, n_p, F, B, T, P_\sigma, \sigma), \right. \\ \left. (p_1(X), \dots, p_{n_p}(X)); \right. \\ \left. (a_1(X), a_2(X, C_1, a_1(X)), \dots, a_{n_a}(X, C_1, \dots, C_{n_a-1}, a_1(X), \dots, a_{n_a-1}(X))) \right) : \\ \left. g \left( \begin{array}{l} \omega^i, C_1, \dots, C_{n_a}, p_1(X), \dots, p_{n_p}(X), \\ a_1(X), \dots, a_{n_a}(X, C_1, \dots, C_{n_a}, \\ a_1(X), \dots, a_{n_a-1}(X)) \end{array} \right) = 0 \right. \\ \left. \forall i \in [0, 2^k] \right\}$$

where  $a_1, a_2, \dots, a_{n_a}$  are (multivariate) advice polynomials and  $p_1, p_2, \dots, p_{n_p}$  univariate instance polynomials with degree  $n-1$  in  $X$  and  $g$  has degree  $n_g(n-1)$  at most in any indeterminates  $X, C_1, C_2, \dots, C_{n_h}$ . The polynomial  $g$  is the combination of the (Plonkish) circuit relations in the index, consisting of the fixed gates, (custom) gate polynomials  $B$ , lookup arguments and permutation constraints. We refer to the extensive literature on Plonkish arithmetization for

further details on the construction of the circuit relation polynomial  $g$  using the custom gate constraints, lookup arguments and copy constraints [11], [21], [22], [50].

Halo2 is based on Plonk, which is a Polynomial Interactive Oracle Proof (PIOP) [11], [22]. A PIOP is an information-theoretic object that can be compiled to an efficient computationally sound argument via a cryptographic primitive, and many proof systems follow this structure. A PIOP proceeds in  $k$  rounds in the online phase, where the verifier sends challenges to the prover, who responds with polynomial oracles. The verifier can then query these oracles at randomly chosen points in the query phase, without needing to access the full polynomials. A PIOP proceeds in  $k$  rounds, in which the verifier sends challenge to prover which returns polynomial oracles that the verifier can then query at random points without reading the whole polynomial. This forms a public-coin interactive protocol between prover  $P(x, w)$  and verifier  $V(x)$ , where  $x$  is a statement and  $w$  is a witness, respectively. For each round  $i = 1, \dots, k$ ,  $P$  sends a polynomial oracle  $\mathbf{p}_i \in \mathbb{F}[X]$  and the verifier  $V$  responds with a uniformly sampled challenge  $\gamma_i$ . The challenge strings  $\gamma_1, \dots, \gamma_r$  are then used by  $V$  to derive evaluation points  $z_1, \dots, z_r$ , which are queries to the polynomial oracles. Upon receiving  $y_i = \mathbf{p}_i(z_i)$  for  $i = 1, \dots, r$  from the oracles,  $V$  outputs a decision bit to accept or reject. We provide a formal definition in Appendix B (Definition B.6). Combined with a polynomial commitment scheme, a PIOP can be transformed into an argument of knowledge for a given relation  $\mathcal{R}$ . A closely related notion is the Algebraic Holographic Proof (AHP), which is considered nearly equivalent [1], [12]. In this work, we adopt the PIOP definition from [34] and use this term interchangeably.

Existing constructions of CP-SNARK compile a PIOP for a relation  $\mathcal{R}$  directly into a CP-SNARK [1], [7], [9], leveraging assumptions about the structure of the prover’s polynomials. For example, Eclipse and Lunar assume some polynomials are *witness-carrying*, meaning the explicitly encode (parts of) the committed witness [1], [7]. This assumption also applies to the Halo2 PIOP; however, Halo2 satisfies a stronger property, which we exploit in this work.

**Definition 2.6** (Halo2 PIOP). Let  $\omega \in \mathbb{F}$  be a  $n = 2^k$  primitive root of unity forming the domain  $D = (\omega^0, \omega^1, \dots, \omega^{n-1})$  with  $t(X) = X^n - 1$  the vanishing polynomial over this domain. Let the number of advice columns  $n_a$  and the maximum number of evaluations  $n_e$  be positive integers with  $n_a, n_e < n$ . Let  $\text{Halo} = (\text{Setup}, P, V)$  be a PIOP for the Halo2 Indexed Relation  $\mathcal{R}$  (c.f. Definition 2.5).

In the first part of the PIOP’s online phase, the prover sends polynomial oracles that correspond to specific advice columns. Specifically, for each advice column  $\mathbf{a}_i(X, \dots)$ , the prover sends a univariate polynomial  $\mathbf{a}'_i(X, \gamma_0, \dots, \gamma_i)$ , where  $\gamma_0, \dots, \gamma_i$  are the challenges previously sent by the verifier. These polynomials closely correspond to the advice polynomials, similarly interpolating the witness values over the domain  $D$ , but are masked with  $n_e + 1$  freshly sampled blinding values, interpolated over the remaining points in

$D$  unused by the witness, to ensure zero-knowledge [21], [43]. This approach enables Halo2 to efficiently support the Plonkish arithmetization (cf. Definition 2.4) where advice columns and custom gates can depend on random challenges. Note that multiple advice columns may be sent in a single round, but we assume, for ease of exposition and without loss of generality, that each advice column corresponds to a distinct round. We formalize this connection between advice and oracle polynomials with a mapping  $P_A$  that associates each witness polynomial  $\mathbf{a}_i$  to the round  $i'$  and index  $j$  of the corresponding polynomial  $\mathbf{p}_{i',j}$ .

The choice of polynomial commitment scheme determines the Halo2 SNARK’s security assumptions. Halo2 is typically compiled with either KZG or IPA commitments: KZG commitments require a trusted setup to generate the public parameters, whereas IPA commitments rely on inner product arguments over elliptic curves and allow for a transparent setup, eliminating the need for a trusted ceremony.

### 3. Related Work

In this section, we provide a concise overview of recent developments in zkML, focusing on key state-of-the-art results. We then review existing work on Commit-and-Prove SNARKs and discuss their limitations.

**zkML.** The field of zero-knowledge machine learning has seen rapid development in recent years, driven by the application and optimization of various proof systems for ML inference and training tasks. While there has been some work addressing ML training [24], [52], [56], the majority of research has concentrated on ML inference. Initial efforts in this area were primarily focused on convolutional neural networks (CNNs) and used early proof systems such as Groth16 [27], which are capable of proving statements about relations formulated as Quadratic Arithmetic Programs (QAPs). For instance, ZEN [20] proposes an encoding method to optimize the multiplication of multiple small fixed-point numbers in one field element. vCNN [35] and pvCNN [58] enhance support for CNN architectures by proposing arithmetizations of convolutions that significantly reduce the number of multiplications required in their QAP representation. zkCNN [37] proposes a novel technique for proving convolutions with linear prover time using a sumcheck-based protocol. However, these works do not consider more recent ML developments and are generally not practical for larger models.

More recent research has favored the Halo2 proof system, which supports Plonkish arithmetization, due to its enhanced expressiveness and the absence of a trusted setup [5]. In particular, the support for custom gates and lookup arguments enables more efficient arithmetization of complex ML layers, which were previously costly to arithmetize. Kang et al. [31] propose a construction based on Halo2 to prove inference for ImageNet-scale models, demonstrating a substantial improvement in prover time compared to earlier methods. EZKL [19], [23], [55] provides an open-source platform that can arithmetize computational graphs

to Plonkish, with support for a wide variety of deep learning and data science models. More recently, ZKML [10] introduces an optimizing compiler that translates Tensorflow Lite models into Plonkish arithmetizations for Halo2, supporting a wide range of neural network layers and models related to computer vision and language models, including language models such as GPT-2. Finally, very recent work introduces a variety of constraint/arithmetization optimizations and demonstrates significant improvements to concrete prover time using sumcheck-based protocols [44]. We note that while existing work such as Lunar [8] (and our Lunar-based strawman Apollo, cf. § 4.1) fundamentally require a Halo2-style proof, our construction Artemis is fully compatible with sumcheck-based proofs. Nevertheless, in this work, we utilize the ZKML framework by Chen et al. due to its maturity and support for a wide variety of models [10].

**Commit-and-Prove SNARKs.** Most zkML works overlook the issue of commitments entirely. The few that do discuss it, generally propose a straightforward approach based on effectively “(re-)computing” the commitment inside the SNARK [17], [20], [31], [57]. However, commitments and SNARKs generally rely on different algebraic structures; therefore, one needs to emulate operations, such as elliptic curve computations, using a large number of arithmetic circuit operations. To address this mismatch, ZK-friendly elliptic curves (e.g., the Jubjub curve from Zcash [21]) have been proposed. These curves reduce the overhead by decreasing the number of constraints needed to verify a commitment, but, despite these improvements, they remain far from efficient. Given these limitations of ZK-friendly elliptic curves, recent research has shifted towards hash-based commitments. While conventional hash functions like (e.g., SHA256) introduce more overhead than elliptic curve-based methods, ZK-friendly hash functions such as Poseidon [25] provide a more efficient alternative, outperforming elliptic curve-based commitments, including those using ZK-friendly curves. Nonetheless, our evaluation shows that even with these improvements, the overhead remains prohibitive for zkML, especially when dealing with large-scale models.

Multiple works formalize the notion of (zero-knowledge) “commit-and-prove-SNARKs” (CP-SNARKs) [9], [14], [36]. We adapt the formalization of Campanelli et al. [9] who propose an alternative approach to constructing them in LegoSNARK [9] by adapting the Groth16 [27] zk-SNARK to a (zk-)CP-SNARK. Subsequent works have proposed CP-SNARKs for a variety of proof systems. For example, Chen et al. show how to convert sumcheck-based SNARKs to CP-SNARKs [11], though their construction does not give a zk-CP-SNARK. Eclipse [1] introduces a compiler that transforms Interactive Oracle Proof (IOP)-style (zk-)SNARKs instantiated with Pedersen-like commitments into (zk-)CP-SNARKs relying on amortized Sigma protocols. This transformation results in a proof size sublinear in the number of commitments and size of the committed witness. However, the verifier’s computational overhead is linear with respect to the committed input size, which significantly impacts the verifier efficiency when a large portion of the

witness is committed, as is the case in zkML.

Most relevant to our work, Lunar [7], [8] presents a compiler for IOP-style (zk-)SNARKs with polynomial commitments by proving shifts of related polynomials using a pairing-based construction. This method offers a proof size overhead that is independent of the size of the committed witness. However, a limitation of this approach is that it only supports pairing-based polynomial commitments, which, for all currently known pairing-based polynomial commitments, requires a trusted setup [5]. Lunar does not provide an implementation and, as we show in the following sections, makes a series of simplifying assumptions about the layout and cost model of Plonkish arithmetizations. As we discuss in § 4.1, these result in significant overheads when applying Lunar in practice.

## 4. Design

We begin by outlining the challenges inherent in using CP-SNARK constructions and highlighting key limitations of existing approaches. We then present our construction in two steps: first, we leverage the efficient enforcement of copy constraints available in Plonkish arithmetization; second, we introduce a new zero-knowledge commitment linking technique that does not rely on pairings. We defer a detailed discussion of concrete performance and a comparison to existing approaches to the next section (cf. § 5).

**Challenges.** Recent advancements in zkML leveraging Plonk-style proof systems have substantially reduced the cost of proving ML computations [10], [31], [55]. However, these efforts have largely neglected the cost of commitment consistency checks, or have only considered “recomputation” strategies, such as Poseidon-based commitment schemes [31], [57]. As our evaluation shows, such approaches introduce considerable overhead, with commitment checks becoming the dominant component of total prover time (cf. § 5). Meanwhile, outside the scope of zkML, a series of works beginning with LegoSNARK [9] have introduced alternative approaches for handling commitment checks. These approaches are based on the insight that SNARKs generally already need to internally commit to the witness as part of the proof. As a result, these works bypass the need to add costly recomputation constraints to the SNARK by constructing specialized proofs that link these internal witness commitments to external commitments. This has the potential to substantially improve performance. However, internal witness commitments often do not align with the external commitments we wish to verify. Specifically, internal commitments typically cover significantly more than just the relevant witness values. For example, in Plonkish arithmetizations (cf. Definition 2.4), the witness values of interest (e.g., the model weights) may be distributed across many rows and columns of the witness grid, i.e., across many different (column-wise) commitments and the full evaluation domain (cf. Figure 2). Existing solutions make overly simplistic assumptions on the layout of the arithmetization, which do not hold in practice. For example, in ZKML, the witness placements are the result

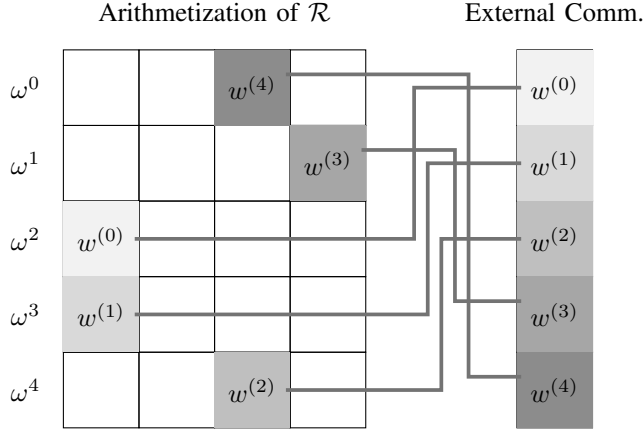


Figure 2: Visualization of the alignment issues between internal uses of witness values and the external commitment.

of highly optimized proof generation systems [31] and the ability to structure the grid freely is essential to achieving efficient proofs.

**State of the Art.** Lunar [7] proposes a state-of-the-art LegoSNARK-style construction for the Plonk proof system [22]. Lunar achieves this by augmenting a (zero-knowledge) CP-SNARK with two specialized proofs: a *shifting* proof that effectively aligns the external and internal commitments, and the core *linking proof* ( $\text{CP}_{\text{link}}^{(1)}$ ) that establishes that the external proofs indeed commit to the witness values. Lunar re-commits to the external witnesses while shifting them to align with the internal witnesses on the evaluation domain. The *shifting* proof in Lunar then shows that this is still a commitment to the same underlying polynomial. Lunar’s construction only operates on a single polynomial. Therefore, multiple instances of the shifting and linking proofs are required when witness values are spread across multiple columns. More importantly, Lunar assumes that the values for each external commitment appear contiguously inside the witness column, which is unlikely to be the case for zkML. Whenever a value appears out-of-order, or after a gap, additional shifting and linking proofs are required. As a result, Lunar incurs significant overheads when applied to real-world settings because of the large number of additional shifting and linking proofs to align complicated real-world arithmetizations with the external commitments. In our evaluation (cf. § 5), we show that these overheads are significant in practice.

#### 4.1. Arithmetization-based Alignment

Our first key insight is that we can exploit the power of Plonkish arithmetizations to perform the alignment once *inside* the proof, rather than using many external proofs. Because the Halo2 proof system internally uses commitments  $\hat{c}_{i,j}(X)$  that are not just witness-carrying (c.f. Definition 6 in [1]), but that correspond directly to the (advice) columns

in the arithmetization, we can add an additional advice column  $\mathbf{a}_{n_a}$  that contains the witness values of interest in the same order and alignment on the evaluation domain as in the external commitment. We then add a copy constraint for each witness value to link the new copies to their original cells in the grid. With this, we can directly perform the linking proof between the new advice column  $\mathbf{a}_{n_a}$  and the external commitments  $c_1, \dots, c_\ell$ . Combining this approach with the linking proof from Lunar gives rise to a construction which we call Apollo. This construction, depicted in Figure 3, follows the standard paradigm of compiling a SNARK from a PIOP [12] but, as is the case in other CP-SNARK works, adds a *linking* phase. We provide a formal description of the arithmetization transformation in Appendix C. We omit formal proofs for Apollo<sup>2</sup>.

This approach entirely removes the need to perform the shifting proofs and dramatically reduces the number of linking proof instances. For example, for an inference proof for MobileNet [47], Lunar requires 20 shifting and 20 linking proofs, while Apollo requires only a single linking proof. Though this represents a significant advance compared to the existing state of the art, a limitation is that the entire witness must fit within a single column, since the linking proof assumes that both the internal and external polynomials are defined over the same evaluation domain. As a result, the degree of the internal polynomials must be at least as large as the external polynomial, which in turn increases the size of the grid polynomials in the arithmetization, which can result in a significant performance penalty. For practical reasons, we instead assume that the external commitment is split into multiple commitments, each fitting within a single column that requires a separate linking proof.

Another limitation of Lunar’s linking proof ( $\text{CP}_{\text{link}}^{(1)}$ ) is that it relies on pairings to show the internal and external polynomials agree at a subset of evaluations without leaking any evaluations from the externally committed polynomial. As a result, Apollo still requires a pairing-based polynomial commitment, and, therefore, in practice, requires a trusted setup [5]. Using a (zero-knowledge) linking proof is absolutely essential to achieving a zero-knowledge CP-SNARK, as we otherwise risk leaking information about the value committed to by the external commitment. For example, the construction used in VerITAS [15] directly includes the externally committed polynomial in the permutation argument that enforces the copy constraints. This fails to achieve the claimed zero-knowledge property, as each proof reveals evaluation points from the external commitment through the permutation argument. While such leakage can generally be easily solved for internal commitments by the addition of appropriately many blinding values, here, this depends on the number of proofs in which the external commitment is used, which is not known a priori.

2. The proofs should be straightforward, as we directly use the linking protocol ( $\text{CP}_{\text{link}}^{(1)}$ ) from Lunar [7] and otherwise merely extend the arithmetization of the underlying proof system in a straightforward manner.

## Apollo

Apollo is parameterized by a Halo2 PIOP  $\text{PIOP}(\mathbf{k}, \mathbf{s}, \mathbf{t}, \mathbf{d}, \mathbf{l}, \mathbf{P}, \mathbf{V})$  as in Definition B.6 with evaluation domain  $D$  and KZG polynomial commitment scheme KZG as in Definition 2.2.

**Setup** $(1^\lambda, N, \text{ck}, d)$ . On input a security parameter  $\lambda \in \mathbb{N}$  and size bound  $N \in \mathbb{N}$ , the setup computes the maximum degree bound  $d_{\max} := \max\{\mathbf{d}(|i|, j) \mid i \in \{0, 1, \dots, \mathbf{k}(N)\}, j \in \{1, \dots, \mathbf{s}(i)\}\}$ , computes  $\text{srs}_{\text{link}} \leftarrow \text{CP}_{\text{link}}^{(1)}.\text{KeyGen}(\text{ck})$  where  $\text{CP}_{\text{link}}^{(1)}$  is the linking protocol defined in [7], and then outputs  $\text{srs} := (\text{ck}, \text{srs}_{\text{link}})$ .

**Indexer**  $\mathcal{I}^{\text{srs}}(\mathbf{i}, I_{\text{com}})$ . Upon input  $\mathbf{i}$ , commitment index sets  $I_{\text{com}}$ , the indexer, given oracle access to  $\text{srs}$ , deduces the field  $\mathbb{F} \in \mathcal{F}$  contained in  $\text{srs}$ . The indexer augments the index with additional advice columns for the copies of the committed witnesses by calling  $\mathbf{i}', n_a \leftarrow \text{AddAdviceColumns}.\mathcal{I}(\mathbf{i}, I_{\text{com}})$  and runs the PIOP indexer  $\mathbf{l}$  on  $(\mathbb{F}, \mathbf{i}')$  to obtain  $\mathbf{s}(0)$  polynomials  $(\mathbf{p}_{0,j})_{j=1}^{\mathbf{s}(0)} \in \mathbb{F}[X]$  of degrees at most  $(\mathbf{d}(|i|, 0, j))_{j=1}^{\mathbf{s}(0)}$ . Then it generates (de-randomized) commitments to the index polynomials  $(c_{0,j})_{j=1}^{\mathbf{s}(0)} := \text{KZG.Commit}(\text{ck}, (\mathbf{p}_{0,j})_{j=1}^{\mathbf{s}(0)})$ . It also computes the  $\ell$  verification keys to link the aligned witness with the external commitments  $\mathbf{vk}_k^{\text{link}} \leftarrow \text{CP}_{\text{link}}^{(1)}.\text{Derive}(\text{srs}_{\text{link}}, D[\cdot : |I_{\text{com}}^k|])$  for  $k \in [\ell]$ .

**Input.** The prover  $\mathcal{P}$  receives  $((x, c_1, \dots, c_\ell), (w, r_1, \dots, r_\ell))$  and the verifier  $\mathcal{V}$  receives  $(x, c_1, \dots, c_\ell)$ .

**Online Phase.** The prover augments the witness to include the aligned copies of the committed witnesses  $w' \leftarrow \text{AddAdviceColumns}.W(w, I_{\text{com}})$ . For every round  $i \in [k]$ ,  $\mathcal{P}$  and  $\mathcal{V}$  execute the  $i$ -th round of interaction between the PIOP prover  $P(\mathbb{F}, \mathbf{i}', x, w')$  and verifier  $V(\mathbb{F}, x)$ :

- 1)  $\mathcal{V}$  receives a random challenge  $\gamma_i \in \mathbb{F}$  from the PIOP verifier  $V$ , and forwards it to  $\mathcal{P}$ .
  - 2)  $\mathcal{P}$  forwards  $\gamma_i$  to the PIOP prover, which returns polynomials  $\mathbf{p}_{i,1}, \dots, \mathbf{p}_{i,\mathbf{s}(i)} \in \mathbb{F}[X]$  with  $\deg(\mathbf{p}_{i,j}) \leq \mathbf{d}(|i|, i, j)$ .
  - 3)  $\mathcal{P}$  sends  $\hat{c}_{i,j} := \text{KZG.Commit}(\text{ck}, \mathbf{p}_{i,j}(X), \mathbf{d}(|i|, i, j); \hat{r}_{i,j})$  to  $\mathcal{V}$ .
- After  $k$  rounds,  $\mathcal{V}$  obtains an additional challenge  $\gamma_{k+1} \in \mathbb{F}^*$  from the PIOP verifier, to be used in the next phase. Let  $\hat{c} := (\hat{c}_{i,j})_{i \in [k], j \in [\mathbf{s}(i)]}$ ,  $\mathbf{p} := (\mathbf{p}_{i,j})_{i \in [k], j \in [\mathbf{s}(i)]}$ ,  $\hat{r} := (\hat{r}_{i,j})_{i \in [k], j \in [\mathbf{s}(i)]}$ ,  $\hat{d} := (\mathbf{d}(|i|, i, j))_{i \in [k], j \in [\mathbf{s}(i)]}$ .

### Query Phase.

- 1)  $\mathcal{V}$  sends  $\gamma_{k+1} \in \mathbb{F}^*$  to  $\mathcal{P}$ .
- 2)  $\mathcal{V}$  computes the query set  $Q := \mathbf{Q}_V(\mathbb{F}, x; \gamma_1, \dots, \gamma_k, \gamma_{k+1})$  using the PIOP verifier's query algorithm.
- 3)  $\mathcal{P}$  replies with the evaluation answers  $v := \mathbf{p}(Q)$ .
- 4)  $\mathcal{V}$  samples an opening challenge  $\xi \in \mathbb{F}$  and sends it to  $\mathcal{P}$ .
- 5)  $\mathcal{P}$  responds with an evaluation proof  $\pi_{\text{Eval}} := \text{KZG.BatchOpen}(\text{ck}, \mathbf{p}, \hat{d}, Q, \xi, \hat{r})$ .

**Linking Phase.** For each commitment  $k \in [\ell]$ ,  $\mathcal{P}$  generates a linking proof  $\pi_k^{\text{link}} \leftarrow \text{CP}_{\text{link}}^{(1)}.\text{Prove}(\text{srs}_{\text{link}}.\text{ek}, ((c_k), (\hat{c}_{i,j})), ((\mathbf{w}_k^*), (\mathbf{p}_{i,j})), (r_k), (\hat{r}_{i,j})))$  where  $i, j \leftarrow P_A[n_a + k]$  and  $\mathbf{w}_k^*$  is the polynomial committed to by  $c_k$ , following the split of  $\mathcal{D}_w$ , and  $P_A$  is the mapping from the advice columns to the polynomial oracles. It then sends the linking proofs  $\pi_1^{\text{link}}, \dots, \pi_\ell^{\text{link}}$  to  $\mathcal{V}$ .

**Decision phase.**  $\mathcal{V}$  accepts if and only if all of the following hold:

- the decision algorithm of  $V$  accepts the answers (i.e.  $\mathbf{D}_V(\mathbb{F}, x, v, \gamma_1, \dots, \gamma_k, \gamma_{k+1}) = 1$ );
- the answers pass the polynomial check (i.e.  $\text{KZG.BatchCheck}(\text{ck}, \hat{c}, \hat{d}, Q, v, \pi_{\text{Eval}}, \xi) = 1$ );
- the linking proofs are valid, i.e., for all  $k \in [\ell]$ ,  $\text{CP}_{\text{link}}^{(1)}.\text{Verify}(\mathbf{vk}_k^{\text{link}}, \hat{c}_{i,j}, (c_k), \pi_k^{\text{link}}) = 1$ , where  $i, j \leftarrow P_A[n_a + k]$ .

Figure 3: Apollo Compiler. The differences with the Marlin compiler are highlighted in blue.



## 4.2. Polynomial-Equality Linking

Our second key insight is that while it is complex to check (in zk) that two polynomials agree on (a subset of) the evaluation domain, checking full polynomial equality is straightforward. In the following, we show how to reduce the desired commitment linking to a simple comparison of two polynomials via Schwartz-Zippel, which can be made zero-knowledge via masking. Based on this, we present Artemis which removes the dependence on a specific polynomial commitment scheme while simultaneously providing a more efficient alternative to the pairing-based linking proofs employed in Lunar or Apollo.

**Internal Polynomial Evaluation.** At a high level, our goal is to check that the externally and internally committed-to polynomials are equal at a challenge point  $\beta$  chosen by the verifier. Evaluating the external commitment at this point is straightforward using `PC.Open`. However, directly evaluating the internal polynomial is non-trivial: although we can align the internal polynomial to agree with the external one over the evaluation domain, the committed-to polynomials themselves still differ due to the use of, e.g., blinding terms to ensure zero-knowledge. Instead, we compute the evaluation of the internal polynomial inside the SNARK. We extend the arithmetization to compute  $\rho = \mathbf{w}_i(\beta)$  at a public challenge  $\beta$  using the internal witness values and afterwards open the result. The verifier can then compare it to the evaluation of the external commitment.

Evaluating the polynomial evaluation inside the circuit removes many of the dependencies on the proof system that Lunar and Apollo have. We no longer need to ensure that internal polynomials match the size of externally committed ones, nor do we need to split external commitments into column-sized chunks. Furthermore, we remove the assumption on how the grid polynomials are committed and with which polynomial commitment scheme. As a result, Artemis is not limited to Halo2-style proofs but applies to any SNARK that supports verifier challenges. Here, we present our construction in the context of Halo2 for easier comparison with Lunar and Apollo. In practice, evaluating polynomials inside the circuit is highly efficient: when the polynomial is in coefficient form, it requires only a small number of arithmetic operations. In § 4.3, we describe how to implement this gate efficiently using Horner’s method.

**Exploiting Verifier Challenges.** The prover must know the challenge point before computing the SNARK to compute the arithmetization of the polynomial evaluation. However, if  $\beta$  is known too early, the prover could trivially cheat with an alternative witness  $\mathbf{w}_i'$  by computing the required shift  $\delta = \mathbf{w}_i(\beta) - \mathbf{w}_i'(\beta)$  and adapting the polynomial evaluation witness to  $\mathbf{w}_i'(\beta) + \delta$  so that the evaluation matches the expected value. To address this, we introduce an extra PIOP round in the witness commitment phase. In the first round, the prover commits to the internal witness values. Then, after receiving the verifier’s challenge  $\beta$ , the prover commits to additional values required to evaluate the internal poly-

nomial at  $\beta$ . Note that this extra round introduces no noticeable overhead once the Fiat-Shamir transform is applied to make the proof non-interactive. Having the arithmetization depend on extra verifier challenges is supported in Halo2 and many other Plonkish proof systems, and relying on additional verifier challenges is commonly used in many Plonkish proof systems, such as to optimize lookup and permutation arguments [21].

**Zero Knowledge.** When operating over entire polynomials, we can achieve zero-knowledge through simple masking, i.e.,  $\rho = \mathbf{w}_i(\beta) + \mu$  for a random masking value  $\mu \leftarrow \mathbb{F}_p$ . Inside the SNARK, we can trivially extend the arithmetization to include a prover-chosen masking value. Externally, we can exploit the homomorphism of `PC` to add the masking value to the polynomial before `PC.Open`, given a commitment  $c_\mu$  to the 0-degree polynomial  $\mu$  defined by  $\mu$ . However, a malicious prover could easily cheat by sending a commitment  $c_{\mu'}$  to an arbitrary polynomial  $\mu'$ , rather than  $\mu$ . For example, setting  $\mu = \mathbf{w}_i' - \mathbf{w}_i$  would allow for an arbitrary witness  $\mathbf{w}_i'$  to be used inside the SNARK. Therefore, we require an additional verifier challenge  $\alpha$  and compute the masked commitment as a linear combination  $\alpha \cdot \mathbf{w}_i + \mu$ .

**Aggregating Multiple Commitments.** Up to this point, we have considered each  $\mathbf{w}_i$  and  $c_i$  individually. However, a key advantage of our approach—particularly in comparison to Lunar and Apollo—is the ability to aggregate all  $\mathbf{w}_i$  and  $c_i$ , thereby reducing the number of commitment checks to a single polynomial evaluation. To achieve this, we compute a linear combination with the additional challenge  $\alpha$  from the verifier; specifically, we set:

$$\rho = (\mu + \sum_{i=1}^{\ell} \mathbf{w}_i \cdot \alpha^i)(\beta)$$

where  $\mu$  is the degree-0 polynomial defined by  $\mu$ . The prover computes a single polynomial evaluation proof:

$$\pi_{\text{Link}} \leftarrow \text{PC.Open}(\text{ck}, \mu + \sum_i \mathbf{w}_i \cdot \alpha^i, d, \beta, \rho, r_\mu + \sum_i r_i \cdot \alpha^i)$$

where  $d$  is the degree bound of the external polynomial commitment scheme. The verifier then verifies  $\pi_{\text{Link}}$  with respect to the commitment  $c_\mu + \sum_i c_i \cdot \alpha^i$ . We show in our proof that the knowledge soundness error this introduces is negligible. Note, that this is distinct from the usual batch opening that some polynomial commitments support (e.g., employed in Plonk with KZG commitments [21]).

**Artemis Construction.** We construct Artemis, a CP-SNARK compiler, that constructs a (zk-)CP-SNARK for a relation  $\mathcal{R}$  matching Definition 2.3, given a Polynomial Interactive Oracle Proof PIOP for  $\mathcal{R}$ , an internal polynomial commitment scheme  $\hat{\text{PC}}$ , and an external homomorphic commitment scheme `PC`. Our protocol, shown in Figure 5, extends the standard PIOP compiler [12] with a linking phase. We extend the arithmetization to include a computation of the Horner’s method (masked) polynomial evaluation of the (linear combination of) witness polynomials at the

challenge point  $\beta$ . Specifically, we extend the arithmetization with additional advice columns for an extra custom gate constraint  $\mathbf{b}_h(X, \dots, C_\alpha, C_\beta)$ , where  $C_\alpha$  and  $C_\beta$  correspond to the variables for the challenges  $\alpha$  and  $\beta$  sent by the verifier. This works because the prover commits to the advice columns containing the witness before receiving the challenges from the verifier. In particular, Halo2’s arithmetization allows us to introduce additional constraints based on extra challenges beyond those required internally, which is also used to improve the efficiency of lookup arguments and custom gates. In practice, this incurs negligible overhead. We describe how to augment arithmetizations with a polynomial evaluation gate based on Horner’s method using the adaptation function `Horner` in § 4.3.

At the start of the online phase, the prover commits to a random polynomial  $\mu$ , and sends the commitment  $c_\mu$  to the verifier. The prover then extends the witness of the PIOP prover to include the advice polynomials required for the Horner’s method polynomial evaluation, incorporating both the committed witness values and the masking coefficient  $\mu$ . It then follows the structure of the original compiler through the online and query phases. In the linking phase, the prover shows that the result of the Horner’s method polynomial evaluation and the evaluation of the polynomial defined over the external commitments open to the same value  $\rho$ . To achieve this, the prover first proves that the polynomial oracle  $\mathbf{p}_{h_i, h_j}$ —sent during the online phase and corresponding to the advice column  $\mathbf{a}_{h_\omega}$  containing the polynomial evaluation result—correctly opens to  $\rho$  by computing an opening proof  $\hat{\pi}_{\text{Link}}$  for  $\mathbf{p}_{h_i, h_j}$  at the index  $h_\omega$ . The protocol then proceeds to show that the external commitments evaluate to the same value  $\rho$ , using the same challenges  $\alpha$  and  $\beta$  sent by the PIOP verifier. Towards this, both verifier and prover compute a masked linear combination of the commitments using  $\alpha$  which is possible due to their homomorphic nature. This, together with the masked linear combination of the witness polynomials and the commitment randomnesses, forms the input to `PC.Open` to compute the opening proof  $\pi_{\text{Link}}$  for the polynomial at  $\beta$ . Due to the (repeated applications of) the DeMillo–Lipton–Schwartz–Zippel Lemma, this check will complete (with high probability) only if the witnesses in the SNARK indeed agree with the committed values. We provide a full proof of security for Artemis in Appendix A.1.

### 4.3. Efficient Arithmetization for Artemis

In Artemis, we need to augment arithmetizations of  $\mathcal{R}$  with a gate that evaluates a polynomial over the relevant witness values. While doing this naively will generally be reasonably efficient, in the following we show an optimized approach, focusing on the Plonkish arithmetization (cf. Definition 2.4) used by Halo2. In Figures 4 and 6, we visualize the required additions to the Plonkish grid. Note that this is not to scale: in practice, grids will have many more rows, and the vast majority of the grid will be dedicated to the original relation  $\mathcal{R}$  rather than our additions.

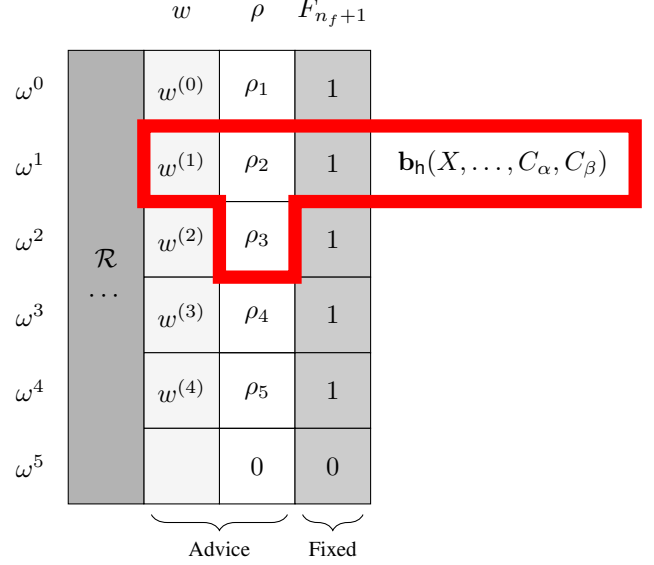


Figure 4: Simplified visualization of a Plonkish grid with our extensions for a single commitment.

**Strawman Approach.** A straightforward approach to arithmetizing a polynomial evaluation would be to express it as the inner product of the witness polynomial and the powers of the evaluation point  $\beta_0, \dots, \beta^d$ . This requires adding at least three additional advice columns (one each for the witness values, powers of  $\beta$ , and intermediate results). More generally, if there are too many witness values to fit into a single column, this approach requires  $2\frac{d}{n} + 1$  columns, where  $d$  is the number of witness values and  $n$  is the number of rows. In our setting, where witness commitments correspond to large models and already occupy a substantial portion of the grid, the inclusion of the powers of  $\beta$  effectively doubles the overhead of the polynomial evaluation compared to our approach. This remains noticeable even against the significant cost of the main proof: for example, for the GPT-2 model, our method described below leads to a 22% reduction in overall prover timer. We refer to § 5.3 for additional experimental results.

**Horner’s Method.** As the additional constraint that we need to add is essentially an evaluation of a polynomial at a specific point, we can utilize an arithmetization based on Horner’s method [29]. In order to illustrate this, we first consider a simplified setting, with a single commitment  $c$  to witness polynomial  $\mathbf{w}$  with coefficients  $w$  (i.e.,  $\ell = 1$ ). For this simplified setting, which we visualize in Figure 4, we will also assume that the size  $d$  of the witness matches the number of rows  $n$  of the Plonkish grid. We denote the individual elements  $w_i$  as  $w_i^{(0)}, \dots, w_i^{(d-1)}$ . Note that we specifically use zero-based indexing here as this is more natural when considering the elements as coefficients of  $\mathbf{w}_i$ . According to Horner’s method, we can then compute

$$w^{(0)} + w^{(1)}\beta + w^{(2)}\beta^2 + w^{(3)}\beta^3 + \dots$$

## Artemis

Artemis is parameterized by a Halo2 PIOP  $\text{PIOP}(\mathbf{k}, \mathbf{s}, \mathbf{t}, \mathbf{d}, \mathbf{l}, \mathbf{P}, \mathbf{V})$  as in Def. B.6 with evaluation domain  $D$ , a polynomial commitment scheme  $\text{PC}$  as in Def. 2.2, and a homomorphic polynomial commitment scheme  $\text{PC}$ .

**Setup**  $(1^\lambda, N, d)$ . On input a security parameter  $\lambda \in \mathbb{N}$  and size bound  $N \in \mathbb{N}$ , the setup computes the maximum degree bound  $d_{\max} := \max\{\mathbf{d}(|i|, j) \mid i \in \{0, 1, \dots, \mathbf{k}(N)\}, j \in \{1, \dots, \mathbf{s}(i)\}\}$ , samples  $\hat{\mathbf{ck}} \leftarrow \text{PC.Setup}(1^\lambda, d_{\max})$ , and then outputs  $\text{srs} := (\hat{\mathbf{ck}})$ .

**Indexer**  $\mathcal{I}(\mathbf{i}, I_{\text{com}}, \hat{\mathbf{ck}})$ . Upon input  $\mathbf{i}$ , commitment index sets  $I_{\text{com}}$ , the indexer, given oracle access to  $\text{srs}$ , deduces the field  $\mathbb{F} \in \mathcal{F}$  contained in  $\text{srs}$ . The indexer augments the relation with the Horner's method polynomial evaluation using  $\mathbf{i}', \mathbf{h}_\omega, \mathbf{h}_a \leftarrow \text{Horner}.\mathcal{I}(\mathbf{i}, I_{\text{com}})$  and runs the PIOP indexer  $\mathbf{l}$  on  $(\mathbb{F}, \mathbf{i}')$  to obtain  $\mathbf{s}(0)$  polynomials  $(\mathbf{p}_{0,j})_{j=1}^{\mathbf{s}(0)} \in \mathbb{F}[X]$  of degrees at most  $(\mathbf{d}(|i|, 0, j))_{j=1}^{\mathbf{s}(0)}$ . Then it generates (de-randomized) commitments to the index polynomials  $(c_{0,j})_{j=1}^{\mathbf{s}(0)} := \text{PC.Commit}(\hat{\mathbf{ck}}, (\mathbf{p}_{0,j})_{j=1}^{\mathbf{s}(0)})$ .

**Input.** The prover  $\mathcal{P}$  receives  $((x, c_1, \dots, c_\ell), (w, r_1, \dots, r_\ell))$  and the verifier  $\mathcal{V}$  receives  $(x, c_1, \dots, c_\ell)$ .

**Online Phase.** The prover samples a random masking value  $\mu \leftarrow \mathbb{F}_p$  and commitment randomness  $r_\mu \leftarrow \mathbb{F}_p$ , and computes a commitment to the masking value  $c_\mu \leftarrow \text{PC.Commit}(\hat{\mathbf{ck}}, \mu, r_\mu)$  where  $\mu$  is the degree-0 polynomial defined by  $\mu$  and sends  $c_\mu$  to  $\mathcal{V}$ . Then, the prover augments the witness to include the advice polynomials for the Horner's method polynomial evaluation:  $w' \leftarrow \text{Horner}.W(w, I_{\text{com}}, \mu)$ .

For every round  $i \in [\mathbf{k}]$ ,  $\mathcal{P}$  and  $\mathcal{V}$  execute the  $i$ -th round of interaction between the PIOP prover  $P(\mathbb{F}, \mathbf{i}', x, w')$  and verifier  $V(\mathbb{F}, x)$ :

- 1)  $\mathcal{V}$  receives a random challenge  $\gamma_i \in \mathbb{F}$  from the PIOP verifier  $\mathbf{V}$ , and forwards it to  $\mathcal{P}$ .
  - 2)  $\mathcal{P}$  forwards  $\gamma_i$  to the PIOP prover, which returns polynomials  $\mathbf{p}_{i,1}, \dots, \mathbf{p}_{i,\mathbf{s}(i)} \in \mathbb{F}[X]$  with  $\deg(\mathbf{p}_{i,j}) \leq \mathbf{d}(|i|, i, j)$ .
  - 3)  $\mathcal{P}$  sends  $\hat{c}_{i,j} := \text{PC.Commit}(\hat{\mathbf{ck}}, \mathbf{p}_{i,j}(X), \mathbf{d}(|i|, i, j); \hat{r}_{i,j})$  to  $\mathcal{V}$ .
- After  $\mathbf{k}$  rounds,  $\mathcal{V}$  obtains an additional challenge  $\gamma_{\mathbf{k}+1} \in \mathbb{F}^*$  from the PIOP verifier, to be used in the next phase. Let  $\hat{c} := (\hat{c}_{i,j})_{i \in [\mathbf{k}], j \in [\mathbf{s}(i)]}$ ,  $\mathbf{p} := (\mathbf{p}_{i,j})_{i \in [\mathbf{k}], j \in [\mathbf{s}(i)]}$ ,  $\hat{r} := (\hat{r}_{i,j})_{i \in [\mathbf{k}], j \in [\mathbf{s}(i)]}$ ,  $\hat{d} := (\mathbf{d}(|i|, i, j))_{i \in [\mathbf{k}], j \in [\mathbf{s}(i)]}$ .

### Query Phase.

- 1)  $\mathcal{V}$  sends  $\gamma_{\mathbf{k}+1} \in \mathbb{F}^*$  to  $\mathcal{P}$ .
- 2)  $\mathcal{V}$  computes the query set  $Q := \mathbf{Q}_V(\mathbb{F}, x; \gamma_1, \dots, \gamma_{\mathbf{k}}, \gamma_{\mathbf{k}+1})$  using the PIOP verifier's query algorithm.
- 3)  $\mathcal{P}$  replies with the evaluation answers  $\mathbf{v} := \mathbf{p}(Q)$ .
- 4)  $\mathcal{V}$  samples an opening challenge  $\xi \in \mathbb{F}$  and sends it to  $\mathcal{P}$ .
- 5)  $\mathcal{P}$  responds with an evaluation proof  $\pi_{\text{Eval}} := \text{PC.BatchOpen}(\hat{\mathbf{ck}}, \mathbf{p}, \hat{d}, Q, \xi, \hat{r})$ .

### Linking Phase.

- 1) The prover and the verifier identify the polynomial containing the Horner's method evaluation results by looking up the round  $h_i$  and the index  $h_j$  in the mapping from the advice columns to the polynomial oracles  $P_A$ , i.e.,  $h_i, h_j := P_A[h_a]$ . Let  $\alpha := \gamma_{h_i-1}$  and  $\beta := \gamma_{h_i}$ .
- 2)  $\mathcal{P}$  and  $\mathcal{V}$  compute the combined external polynomial commitment as a linear combination  $c \leftarrow c_\mu + \sum_{i=1}^\ell c_i \cdot \alpha^i$ .
- 3)  $\mathcal{P}$  computes the externally committed polynomial  $\mathbf{w}^* \leftarrow \mu + \sum_{i=1}^\ell \mathbf{w}_i^* \cdot \alpha^i$ , where  $\mathbf{w}_i^*$  is the polynomial committed to by  $c_i$ , following the split of  $\mathcal{D}_w$ .
- 4)  $\mathcal{P}$  shows that the result of the Horner's method evaluation  $\mathbf{p}_{h_i, h_j}(h_\omega)$  and the evaluation of the polynomial defined over the external commitments  $\mathbf{w}^*$  open to the same value, by replying with  $\rho$ , an evaluation proof for the polynomial  $\hat{\pi}_{\text{Link}} := \text{PC.Open}(\hat{\mathbf{ck}}, \mathbf{p}_{h_i, h_j}, \mathbf{d}(|i|, h_i, h_j), h_\omega, \rho, \hat{r}_{h_i, h_j})$ , and an evaluation proof for the external commitment  $\pi_{\text{Link}} := \text{PC.Open}(\hat{\mathbf{ck}}, \mathbf{w}^*, d, \beta, \rho, r^*)$ , where  $r^* = r_\mu + \sum_{i=1}^\ell r_i \cdot \alpha^i$ .

**Decision phase.**  $\mathcal{V}$  accepts if and only if all of the following hold:

- the decision algorithm of  $\mathbf{V}$  accepts the answers (i.e.  $\mathbf{D}_V(\mathbb{F}, x, v, \gamma_1, \dots, \gamma_{\mathbf{k}}, \gamma_{\mathbf{k}+1}) = 1$ );
- the answers pass the polynomial check (i.e.,  $\text{PC.Check}(\hat{\mathbf{ck}}, \hat{c}, \hat{d}, Q, v, \pi_{\text{Eval}}, \xi) = 1$ );
- the opening proofs are valid with respect to  $\rho$  (i.e.,  $\text{PC.Check}(\hat{\mathbf{ck}}, \hat{c}_{h_i, h_j}, \hat{d}, h_\omega, \rho, \hat{\pi}_{\text{Link}}) = 1$  and  $\text{PC.Check}(\hat{\mathbf{ck}}, c, d, \beta, \rho, \pi_{\text{Link}}) = 1$ ).

Figure 5: Artemis Compiler. The difference with the Marlin compiler are highlighted in blue.

	$w_1$	$\dots$	$w_{n_h}$	$\rho$	$F_{n_f+1}$	
$\omega^0$	$w_1^{(0)}$		$w_\ell^{(d-8)}$	$\rho_1$	1	
$\omega^1$	$w_1^{(2)}$		$w_\ell^{(d-6)}$	$\rho_2$	1	$\mathbf{b}_h(X, \dots, C_\alpha, C_\beta)$
$\omega^2$	$w_1^{(4)}$		$w_\ell^{(d-4)}$	$\rho_3$	1	
$\omega^3$	$w_1^{(6)}$	$\dots$	$w_\ell^{(d-2)}$	$\rho_4$	1	
$\omega^4$	$w_1^{(8)}$		$w_\ell^{(d)}$	$\rho_5$	1	
$\omega^5$				0	0	

Advice
Fixed

Figure 6: Visualization of a Plonkish grid with our extensions for  $\ell$  commitments of size  $d$ .

as

$$w^{(0)} + \beta \left( w^{(1)} + \beta \left( w^{(2)} + \beta \left( w^{(3)} + \dots \right) \right) \right).$$

This latter form enables a convenient recursive computation, that, in order to compute the partial evaluation down to degree  $j$  only requires access to the  $j$ -th coefficient,  $\beta$ , and the  $j+1$ -th partial evaluation. We denote the partial evaluation for the  $j$ -th degree as  $\rho_j$ . Then, we have the recurrence relation

$$\rho_j = w^{(j)} + \beta * \rho_{j+1} \text{ with } \rho_d = 0.$$

To express this in the Plonkish grid, we extend the grid with a set of additional columns: a selector column  $\mathbf{f}_{n_f+1}$ ,  $\mathbf{a}_{n_a+1}$  to store  $w^{(j)}$ , and  $\mathbf{a}_{n_a+2}$  to store  $\rho_j$ . The latter polynomial  $\mathbf{a}_{n_a+2}$  is parameterized by two extra variables  $C_\alpha$  and  $C_\beta$  which is used to compute  $\rho_j$  depending on the challenge  $\beta$  from the verifier after the prover sent  $\mathbf{a}_{n_a+1}$ . This separation, where the prover commits to  $\mathbf{a}_{n_a+1}$  before receiving  $\beta$ , is naturally supported in many proof systems based on Plonkish arithmetization, and several implementations of the Halo2 protocol provide API support for expressing such challenge-dependent computations [18]. We add copy constraints to ensure that the copies of the witness values correspond to their original occurrences in the arithmetization of  $\mathcal{R}$ . Finally we add a custom gate constraint:

$$\begin{aligned} & \mathbf{b}_h(X, \dots, \mathbf{a}_{n_a+1}(X), \mathbf{a}_{n_a+2}(X), \mathbf{p}_{n_p+1}(X), \mathbf{f}_{n_f+1}(X)) \\ &= \mathbf{f}_{n_f+1}(X) \cdot \\ & (\mathbf{a}_{n_a+1}(X) + \mathbf{a}_{n_a+2}(X \cdot \omega) \cdot \mathbf{p}_{n_p+1}(X) - \mathbf{a}_{n_a+2}(X)) \end{aligned}$$

The custom gate spans two rows, with  $\mathbf{a}_{n_a+2}(X \cdot \omega)$  referring to  $\rho_{j+1}$  in the next row.

**Supporting Larger Commitments.** So far, we have assumed that the size  $d$  of the commitment  $w$  matches the

number of rows  $n$  in the plonkish grid. Where  $d$  is smaller, we can trivially pad  $w$  with zeros. However, if  $d$  is larger than  $n$ , we need to split  $w$  across multiple advice columns. A straightforward approach might add a separate of advice column for the intermediate value  $\rho'$  for each witness column, as well as multiple custom gates and selector columns. However, we can avoid this overhead by combining Horner's method with a (generalized) even-odd decomposition approach. Specifically, we use the common observation that

$$w^{(0)} + w^{(1)}\beta + w^{(2)}\beta^2 + w^{(3)}\beta^3 + w^{(4)}\beta^4 + w^{(5)}\beta^5 + \dots$$

can be rewritten as

$$\begin{aligned} & w^{(0)} + w^{(2)}\beta^2 + w^{(4)}\beta^2 + \dots \\ & + \beta \left( w^{(1)} + w^{(3)}\beta^2 + w^{(5)}\beta^2 + \dots \right) \end{aligned}$$

which can be interpreted as a combination of two polynomials in  $X^2$ . Combining this with the Horner's method approach, we arrive at

$$\left( w^{(0)} + \beta w^{(1)} \right) + \beta^2 \left( \left( w^{(2)} + \beta w^{(3)} \right) + \beta^2 \left( \dots \right) \right).$$

which gives rise to the recurrence

$$\rho_j = \left( w^{(j)} + \beta * w^{(j+1)} \right) + \beta^2 \rho_{j+1}$$

where  $n$  is the number of rows in the grid and  $\rho_d = 0$ . This is why we split the witness into the columns not based on sequential chunks, but instead based on even and odd terms. We can easily adapt our custom gate to compute this new formula by introducing the extra witness column. This approach generalizes to any number of columns: instead of splitting the polynomial into even and odd components, we split it modulo  $\lceil \frac{d}{n} \rceil$ .

**Supporting Multiple Commitments.** Finally, we consider the case with  $\ell$  commitments, beginning with the naive approach, then show how this can be extended to an efficient solution for a large number of small commitments, before introducing our optimization for multiple large commitments. Similar to the naive approach to supporting larger commitments, we can resolve this by adding an advice column (for  $\rho_i$ ) for each witness column. This introduces two advice columns per commitment, however, in cases where all commitments are small, this is highly inefficient, as the vast majority of each column will be unused. Instead, if all commitments are sufficiently small, we can more efficiently “stack” multiple commitments into a single column, and make use of the same additional advice columns (and the same custom gate) by simply setting  $\rho_{j+1_i}$  to zero whenever a new commitment starts. However, when each commitment might be larger than we can accommodate in a single column (as will generally be the case in zkML), we cannot apply this technique. Instead, our optimization relies on aggregating multiple commitments. The key insight here is that we can use essentially the same optimized technique we used to handle multiple columns per witness to also handle multiple witnesses. For this, we introduce the additional challenge variable  $C_\alpha$  for  $\alpha$ , and in our custom gate, replace each occurrence of  $w_i^{(j)}$  with

$$\sum_{i=1}^{\ell} \alpha^i w_i^{(j)}$$

We visualize our additions to grid in Figure 6. This approach assumes that each commitment uses the same number of advice columns; for smaller commitments we pad with additional columns to match the required size. While this method is effective when dealing with large commitments, it may be less efficient in particularly unbalanced scenarios, e.g., when a few commitments are significantly larger than the others. In such cases, a hybrid approach that combines aggregation with the naive per-column method may offer better efficiency for larger commitments while retaining the benefits of aggregation for the rest.

**Masking.** Finally, we consider  $\mu$ , which defines the degree-0 polynomial  $\mu(X) := \mu$  that masks the result of the polynomial evaluation. For the vast majority of arithmetizations of  $\mathcal{R}$ , there will be suitable empty cells and existing custom gates (e.g., addition or inner products) that we can reuse, in which case we only need to add a single copy constraint to link the computed value of  $\rho_1$  with its copy in the addition. In the rare cases where it is not possible to integrate this addition into the existing grid, we can add another advice column for  $\mu$  that is zero except for one cell, and extend our custom gate to include this column.

## 5. Evaluation

In this section, we evaluate the performance of Artemis across a range of computer vision and natural language processing models. We compare our approach with current state-of-the-art approaches, namely Lunar [8] and Poseidon [25], as well as our own Lunar-based baseline, Apollo.

Our evaluation shows that our proposed constructions significantly improve the practicality of zkML, particularly in settings involving large-scale models. Furthermore, we show that Artemis achieves low overheads even without relying on trusted setup.

### 5.1. Implementation

In addition to implementing our constructions, Apollo and Artemis, we provide the first (to the best of our knowledge) complete implementation of Lunar’s  $\text{CP}_{\text{link}}$  construction [7]. We implement all techniques in Rust, as an extension of the Halo2 library [21], which includes implementations for KZG- [32] and IPA-based [5] zero-knowledge proofs. We instantiate the underlying group with the pairing-friendly BN254 curve for KZG-based proofs and the Pallas curve for the IPA-based proofs. We make all our implementations and benchmarking configurations available as open-source<sup>3</sup>. Below, we discuss the implementation of each of the approaches we evaluate in more detail:

**No Commitment:** Our baseline utilizes the ZKML arithmetizations developed by Chen et al. [10] and does not perform any kind of commitment checks.

**Poseidon:** We use a Poseidon [25] gadget provided by the Halo2 library [21]. Note, that for very large models (e.g., Diffusion or GPT-2), adding this gadget requires more rows than available with curve BN254, as a result we switch to curve BLS12381 for these Poseidon baselines.

**Lunar:** We implement Lunar’s CP-SNARK construction [7] for Halo2’s Plonkish arithmetization. Specifically, we implement  $\text{CP}_{\text{link}}^{(1)}$  and  $\text{CP}_{\text{link}}^{(2)}$  from [7]. We use Halo2’s underlying finite field library `ff`.  $\text{CP}_{\text{link}}$  relies heavily on division of vanishing polynomials on a subset of the evaluation domain, which is not directly supported by Halo2’s polynomial implementation. Therefore, we extend this implementation with support for efficient FFT-based polynomial division to ensure competitive performance of  $\text{CP}_{\text{link}}$ .

**Apollo:** We implement Apollo (cf. § 4.1) which performs the alignment of the witness in the arithmetization using a small set of extra columns and copy constraints, resulting in a significantly more efficient  $\text{CP}_{\text{link}}$ . The implementation otherwise uses the same approach as Lunar.

**Artemis:** For Artemis (cf. § 4.2) we use Halo2’s standard implementation of polynomial commitments and implement the arithmetization of polynomial evaluation using Horner’s method (cf. § 4.3) as a gadget in the Halo2 library. We leverage the Halo2 Challenge API, which allows the definition of custom gates parameterized by verifier challenges [18].

Lunar and Apollo assume that the external commitment(s) fit into the proof’s evaluation domain. However, this is not the case for several of the larger models in our evaluation. Therefore, we split the external commitment

3. <https://github.com/pps-lab/artemis>

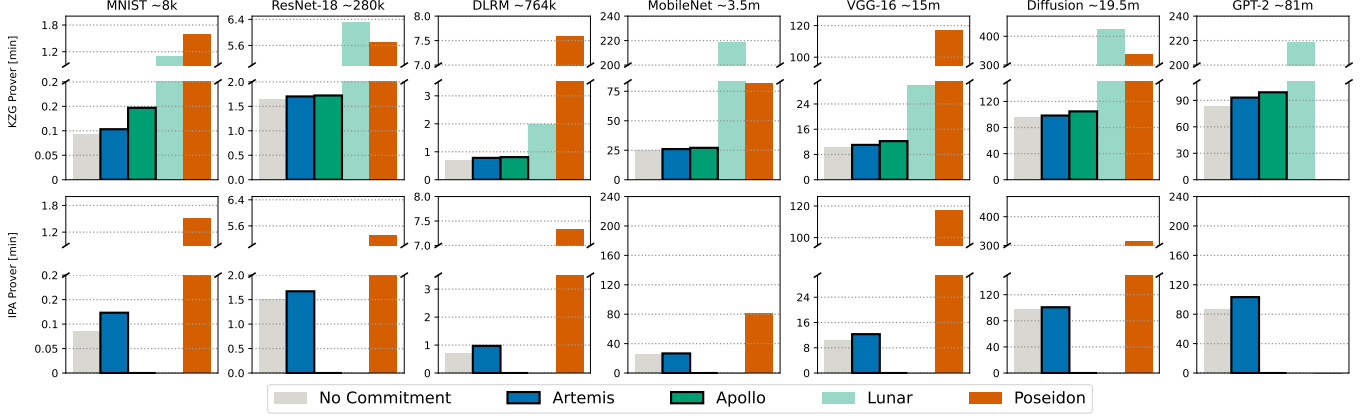


Figure 7: Prover Time in minutes for KZG-based (top) and IPA-based (bottom) approaches for various models. As Lunar and Apollo only support KZG-based instantiations, they are omitted in the bottom row. Poseidon fails to scale to GPT-2 as described in § 5.3, and is therefore omitted for this model.

into column-sized chunks where necessary, side-stepping the overhead of extending the evaluation domain for the entire proof. Lunar can only show shift-and-link on contiguous, in-order column-wise chunks of the witness. While the witness layout used by Chen et al.’s ZKML [10] is mostly contiguous, it uses a row-wise layout which substantially increases the number of shifting proofs required. Therefore, we transpose the witness layout in order to make Lunar’s approach viable.

## 5.2. Experimental Setup

We evaluate the prover time, verifier time and proof size for Halo2-based zkML inference proofs with a commitment to the model for a wide range of different models. We perform the evaluation on AWS EC2 instances running Ubuntu 24.04, with different instances used depending on the requirements for each model. Below, we briefly describe the models we consider in our evaluation and the instances used for each.

- 1) **MNIST**: A minimal CNN [26] with 8.1K parameters and 444.9K FLOPs, trained on the MNIST image classification task, evaluated on an r6i.8xlarge instance (32 vCPUs, 256 GB RAM).
- 2) **ResNet-18**: An image classifier [28] trained on CIFAR-10, with 280.9K parameters and 81.9M FLOPs, evaluated on an r6i.8xlarge instance (32 vCPUs, 256 GB RAM).
- 3) **DLRM**: A deep learning recommendation model [42], with 764.3K parameters and 1.9M FLOPs, evaluated on an r6i.8xlarge instance (32 vCPUs, 256 GB RAM).
- 4) **MobileNet**: A mobile-optimized image classifier [47] trained on ImageNet, with 3.5M parameters and 601.8M FLOPs, evaluated on an r6i.16xlarge instance (64 vCPUs, 512 GB RAM).

- 5) **VGG-16**: A CNN with 15.2M parameters and 627.9M FLOPs, trained on CIFAR-10 [54], evaluated on an r6i.32xlarge instance (128 vCPUs, 1024 GB RAM).

- 6) **Diffusion**: A small text-to-image Stable Diffusion model [46], with 19.5M parameters and 22.9B FLOPs, evaluated on an x2idn.metal instance (128 vCPUs, 2048 GB RAM).

- 7) **GPT-2**: A distilled transformer-based language model optimized for inference [45], with 81.3M parameters and 188.9M FLOPs, evaluated on an r6i.32xlarge instance (128 vCPUs, 1024 GB RAM).

## 5.3. Results

In the following, we present the results of our experimental evaluation. In Figure 7 we report prover times, while we report prover memory, proof sizes, and verifier times in Table 1.

**Prover Overhead.** We begin by discussing prover overhead (cf. Figure 7), which is by far the most important metric when considering the practicality of zkML. For Poseidon, the overhead of recomputing the commitment inside the SNARK results in a significant overhead that scales roughly linearly in the model size, ranging from 3.3x-17.1x for KZG, and from 3.2x-17.8x for IPA compared to the baseline (No Commitment). Note that, for GPT-2, Poseidon was unable to complete successfully because of memory requirements beyond the 4096GB on the largest AWS instance available to us. The approach of Lunar using the internal witness commitment of the SNARK reduces the overhead for some models. However, as the number of  $CP_{link}$  proofs scales with the number of witness-containing columns, Poseidon outperforms Lunar for models whose architecture results in a large number of columns relative to



		Proof Size (kB)							Verifier Time (ms)							Prover Memory (GB)						
		MNST	R18	DLRM	Mob	VGG	Diff	GPT	MNST	R18	DLRM	Mob	VGG	Diff	GPT	MNST	R18	DLRM	Mob	VGG	Diff	GPT
KZG	No Com.	9	14	5	18	16	32	15	7	9	6	12	14	21	14	0.53	11.70	5.61	179	84.41	585	609
	Artemis	10	15	6	18	17	33	15	8	10	6	13	13	19	14	0.60	12.00	6.33	184	94.60	605	679
	Apollo	11	15	6	18	18	33	16	34	18	24	20	50	38	39	0.56	11.87	5.94	181	90.44	597	643
	Lunar	16	25	12	32	27	53	24	97	145	87	192	158	285	130	0.53	11.68	5.62	179	84.42	586	607
	Poseidon	12	16	10	21	15	25	-	9	10	8	13	15	41	-	9.97	20.73	28.66	417	633	1643	-
IPA	No Com.	10	16	7	19	17	34	17	36	351	347	3.5k	839	5.5k	6.4k	0.39	8.82	4.34	159	74.40	532	540
	Artemis	12	18	9	21	20	36	19	38	359	356	3.6k	973	5.6k	6.6k	0.45	9.13	5.13	163	81.78	546	589
	Apollo	-	-	-	-	-	-	-	-	-	-	-	-	-	-	-	-	-	-	-	-	-
	Lunar	-	-	-	-	-	-	-	-	-	-	-	-	-	-	-	-	-	-	-	-	-
	Poseidon	14	18	11	23	17	23	-	357	778	1.5k	7.0k	10.4k	20.9k	-	7.83	18.35	24.72	371	556	1453	-

TABLE 1: Proof size, verifier time and prover memory for KZG-based and IPA-based approaches for MNIST (MNST), ResNet-18 (R18), DLRM (DLRM), MobileNet (Mob), VGG-16 (VGG), Diffusion (Diff), and GPT-2 (GPT). Poseidon fails to scale to GPT-2 as described in § 5.3, and is therefore omitted for this model. Lunar and Apollo do not support IPA commitments and are therefore omitted there.

the number of weights. In general, both approaches remain prohibitively expensive, especially for larger models.

In comparison, our constructions Apollo and Artemis outperform the related approaches across all configurations, introducing an overhead of only 1.01x-1.15x for KZG and 1.03x-1.45x for IPA. These approaches only require adaptations to the arithmetization and the proof system that are very concretely efficient. Apollo is significantly faster than Lunar, because the alignment of the witness using copy constraints in the arithmetization obviates the need for shifting proofs. Artemis consistently outperforms Apollo when both are using KZG commitments. Note that our Horner’s method based approach to the internal polynomial evaluation is essential in capturing the concrete performance edge: the inner-product based approach can add significant overhead to the internal evaluation depending on the model, with overall prover time slowdowns ranging from 6% for MobileNet up to 20% for VGG-16). As a result, Apollo actually slightly outperforms the inner-product based strawman for some models (e.g., VGG-16, ResNet-18), while our Horner’s method based Artemis always outperforms Apollo. More importantly, Artemis offers very similar prover times whether using KZG or IPA commitments (without trusted setup), a setting which Lunar and Apollo do not support.

We present prover memory costs in Table 1. In general, larger models require significantly more memory to prove, even in the No Commitment baseline. Poseidon introduces a prohibitively high memory overhead (nearly 3x for Diffusion) which, as mentioned above, prevents it from running on common AWS EC2 instances for GPT-2. The other three constructions, meanwhile, incur roughly similar and significantly smaller memory overheads (at most 1.18x). Apollo incur slightly more memory overheads than Lunar as it introduces additional columns to the arithmetization. Artemis, in turn, adds another set of columns for the polynomial evaluation and therefore incurs another slight memory overhead (1.02x-1.18x). None of these overheads are significant in practice, especially compared to the prohibitive overheads of Poseidon.

**Verifier.** We present the verifier times in Table 1. KZG-based proof systems provide a verification time constant in the size of the witness. However, even for the baseline (No Commitment) the verifier times for different models still vary, because the different model output size result in different proof instance sizes. Similarly, merely adding the commitments to the instance increases the KZG verifier time. However, the vast majority of the differences in verifier time between the different approaches are due to the additional checks that (some of) the approaches introduce. In contrast, verifier times for IPA scale with the size of the witness so we expect slower verification times in general.

For KZG, Poseidon shows a negligible increase in verification time as it only adapts the arithmetization of the relation and not the SNARK, resulting in a tiny increase in verification time due the addition of the commitment to the public input. Lunar (which only supports KZG) increases the verification time compared to No Commitment significantly (9.4x-15.5x), as it requires a linear number of additional pairing operations to verify the  $CP_{link}$  proofs. Although Apollo (which also only supports KZG) reduces the number of required pairing operations compared to Lunar, the verification overhead is, in some configurations, still significant (1.2x-4.7x). Artemis, on the other hand, requires only two additional pairing operations when using KZG, resulting in a negligible overhead in verification time (1.0x-1.1x). For IPA, Artemis’s verification overhead is also relatively low (at most 1.2x) and significantly lower than Poseidon, for which we observe a considerable increase in verifier time (2x-12x), due to the large size of its arithmetization, which impacts IPA verification times.

**Proof Size.** While not of primary concern for most zkML applications, we report proof sizes in Table 1 for completeness. In general, proof sizes are very small (a few dozen kB at most) for the baseline (No Commitment) across all models. Furthermore, the overhead of adding commitment verification is generally low across all approaches.

## 6. Conclusion

In this paper, we show that Artemis significantly advances upon the state-of-the-art for (zero-knowledge) Commit-and-Prove SNARKs (CP-SNARKs), removing the need for trusted setups inherent in the most competitive existing works and demonstrating significant concrete performance gains, especially in terms of prover overhead. While Artemis is a generic CP-SNARK, it is particularly well-suited to addressing zkML applications, where proofs of inference need to verify the consistency of the internal proof witness with an external commitment to the (potentially very large) model. Existing approaches introduced significant overheads that made zkML impractical for all but the smallest models. With our evaluation, we show that, with Artemis, it is possible to apply zkML with commitment verification to large models of real-world interest.

## Acknowledgements

We would like to thank Christian Knabenhans for his insightful feedback. We would also like to thank an anonymous reviewer for pointing out an error in the Artemis protocol in an earlier version of the paper. This work was partially supported by an unrestricted gift from Google and by the Natural Sciences and Engineering Research Council of Canada (NSERC) through a Discovery Grant.

## References

- [1] Diego F Aranha, Emil Madsen Bennedsen, Matteo Campanelli, Chaya Ganesh, Claudio Orlandi, and Akira Takahashi. ECLIPSE: Enhanced compiling method for pedersen-committed zkSNARK engines. *Cryptology ePrint Archive*, 2021.
- [2] Aztec Network. Proving system components. <https://docs.aztec.network/protocol-specs/cryptography/proving-system/overview>, 2021. Accessed: 2024-9-1.
- [3] Abeba Birhane, Ryan Steed, Victor Ojewale, Briana Vecchione, and Inioluwa Deborah Raji. AI auditing: The broken bus on the road to AI accountability. *arXiv [cs.CY]*, January 2024.
- [4] EZKL Blog. Removing additional commitment cost, 2023. Accessed: 2024-07-22.
- [5] Sean Bowe, Jack Grigg, and Daira Hopwood. Halo: Recursive proof composition without a trusted setup. Technical report, *Cryptology ePrint Archive*, Report 2019/1021, 2019.
- [6] Benedikt Bünz, Jonathan Bootle, Dan Boneh, Andrew Poelstra, Pieter Wuille, and Greg Maxwell. Bulletproofs: Short proofs for confidential transactions and more. In *2018 IEEE Symposium on Security and Privacy (SP)*, May 2018.
- [7] Matteo Campanelli, Antonio Faonio, Dario Fiore, Anaïs Querol, and Hadrián Rodríguez. Lunar: a toolbox for more efficient universal and updatable zkSNARKs and commit-and-prove extensions. *Cryptology ePrint Archive*, Paper 2020/1069, 2020. (Extended Version).
- [8] Matteo Campanelli, Antonio Faonio, Dario Fiore, Anaïs Querol, and Hadrián Rodríguez. Lunar: A toolbox for more efficient universal and updatable zkSNARKs and commit-and-prove extensions. In *ASIACRYPT 2021*, 2021.
- [9] Matteo Campanelli, Dario Fiore, and Anaïs Querol. LegoSNARK: Modular design and composition of succinct zero-knowledge proofs. CCS '19. ACM, November 2019.
- [10] Bing-Jyue Chen, Suppakit Waiwitlikhit, Ion Stoica, and Daniel Kang. ZKML: An optimizing system for ML inference in zero-knowledge proofs. *EuroSys*, 2024.
- [11] Binyi Chen, Benedikt Bünz, Dan Boneh, and Zhenfei Zhang. HyperPlonk: Plonk with linear-time prover and high-degree custom gates. In *EUROCRYPT 2023*. 2023.
- [12] Alessandro Chiesa, Yuncong Hu, Mary Maller, Pratyush Mishra, Noah Vesely, and Nicholas Ward. Marlin: Preprocessing zkSNARKs with universal and updatable SRS. In *Advances in Cryptology—EUROCRYPT 2020: 39th Annual International Conference on the Theory and Applications of Cryptographic Techniques, Zagreb, Croatia, May 10–14, 2020, Proceedings, Part I* 39, pages 738–768, 2020.
- [13] Dami Choi, Yonadav Shavit, and David Duvenaud. Tools for verifying neural models’ training data. *arXiv [cs.LG]*, July 2023.
- [14] Craig Costello, Cedric Fournet, Jon Howell, Markulf Kohlweiss, Benjamin Kreuter, Michael Naehrig, Bryan Parno, and Samee Zahur. Geppetto: Versatile verifiable computation. In *IEEE S&P*, pages 253–270. IEEE, May 2015.
- [15] Trisha Datta, Binyi Chen, and Dan Boneh. VerITAS: verifying image transformations at scale. In *IEEE S&P*, 2025.
- [16] Richard A Demillo and Richard J Lipton. A probabilistic remark on algebraic program testing. *Inf. Process. Lett.*, 7(4):193–195, June 1978.
- [17] EZKL Docs. Visibility: What is private?, 2023. [https://docs.ezkl.xyz/visibility\\_what\\_is\\_private/](https://docs.ezkl.xyz/visibility_what_is_private/). Accessed: 2024-09-03.
- [18] Privacy & Scaling Explorations. Halo2 challenge api, 2022.
- [19] EZKL. An engine for doing inference for deep learning models and other computational graphs in a zk-snark (ZKML). Accessed: 02-09-2024.
- [20] Boyuan Feng, Lianke Qin, Zhenfei Zhang, Yufei Ding, and Shumo Chu. ZEN: An optimizing compiler for verifiable, zero-knowledge neural network inferences. *Cryptology ePrint Archive*, 2021.
- [21] Zcash Foundation. Halo2 book, 2021. <https://zcash.github.io/halo2/>. Accessed: 2024-07-02.
- [22] Ariel Gabizon, Zachary J Williamson, and Oana Ciobotaru. Plonk: Permutations over lagrange-bases for oecumenical noninteractive arguments of knowledge. *Cryptology ePrint Archive*, 2019.
- [23] Bianca-Mihaela Ganesu and Jonathan Passerat-Palmbach. Trust the process: Zero-knowledge machine learning to enhance trust in generative AI interactions. In *The 5th AAAI Workshop on Privacy-Preserving Artificial Intelligence*, 2024.
- [24] Sanjam Garg, Aarushi Goel, Somesh Jha, Saeed Mahloujifar, Mohammad Mahmoody, Guru-Vamsi Policharla, and Mingyuan Wang. Experimenting with zero-knowledge proofs of training. 2023.
- [25] Lorenzo Grassi, Dmitry Khovratovich, Christian Rechberger, Arnab Roy, and Markus Schafneggger. Poseidon: A new hash function for zero-knowledge proof systems. *USENIX Security*, 2021.
- [26] Ruslan Grimov. The minimal neural network that achieves 99% on mnist. <https://github.com/ruslangrimov/mnist-minimal-model>, 2018.
- [27] Jens Groth. On the size of pairing-based non-interactive arguments. In *EUROCRYPT 2016*, 2016.
- [28] Kaiming He, X. Zhang, Shaoqing Ren, and Jian Sun. Identity mappings in deep residual networks. In *European Conference on Computer Vision*, 2016.
- [29] W. G. Horner. A new method of solving numerical equations of all orders, by continuous approximation. *Philosophical Transactions of the Royal Society of London*, 109:308–335, 1819.
- [30] White House. Executive order on the safe, secure, and trustworthy development and use of artificial intelligence, October 2023. E.O. 14110.
- [31] Daniel Kang, Tatsunori Hashimoto, Ion Stoica, and Yi Sun. Scaling up trustless DNN inference with zero-knowledge proofs. *arXiv [cs.CR]*, October 2022.



- [32] Aniket Kate, Gregory M Zaverucha, and Ian Goldberg. Constant-size commitments to polynomials and their applications. In *ASIACRYPT 2010*, 2010.
- [33] Niki Kilbertus, Adrià Gascón, Matt J Kusner, Michael Veale, Krishna P Gummadi, and Adrian Weller. Blind justice: Fairness with encrypted sensitive attributes. *arXiv [stat.ML]*, June 2018.
- [34] Markulf Kohlweiss, Mahak Panholi, and Akira Takahashi. How to compile polynomial IOP into simulation-extractable SNARKs: A modular approach. *IACR Cryptol eprint Arch*, 2023:1067, 2023.
- [35] Seunghwa Lee, Hankyung Ko, Jihye Kim, and Hyunok Oh. vCNN: Verifiable convolutional neural network based on zk-SNARKs. *Cryptology ePrint Archive*, 2020.
- [36] Helger Lipmaa. Prover-efficient commit-and-prove zero-knowledge SNARKs. In *Progress in Cryptology – AFRICACRYPT 2016*, Lecture notes in computer science, pages 185–206. Springer International Publishing, Cham, 2016.
- [37] Tianyi Liu, Xiang Xie, and Yupeng Zhang. zkCNN: Zero knowledge proofs for convolutional neural network predictions and accuracy. 2021.
- [38] Daniel Lubarov. Adding zero knowledge to plonk-halo, 2020. Accessed: 2025-03-29.
- [39] Hidde Lycklama, Nicolas Küchler, Alexander Viand, Emanuel Opel, Lukas Burkhalter, and Anwar Hithnawi. Cryptographic auditing for collaborative learning. In *NeurIPS ML Safety Workshop*, 2022.
- [40] Hidde Lycklama, Alexander Viand, Nicolas Küchler, Christian Knabenhans, and Anwar Hithnawi. Holding Secrets Accountable: Auditing Privacy-Preserving Machine Learning. In *USENIX Security*, Philadelphia, PA, August 2024.
- [41] National Science and Technology Council Committee on Technology. Preparing for the future of artificial intelligence, October 2016.
- [42] Maxim Naumov, Dheevatsa Mudigere, Hao-Jun Michael Shi, et al. Deep learning recommendation model for personalization and recommendation systems. *CoRR*, abs/1906.00091, 2019.
- [43] Luke Pearson, Joshua Fitzgerald, Héctor Masip, Marta Bellés-Muñoz, and Jose Luis Muñoz-Tapia. PlonKup: Reconciling PlonK with plookup. 2022.
- [44] Wenjie Qu, Yijun Sun, Xuanmin Liu, Ta Lu, Yanpe Guo, Kai Chen, and Jiaheng Zhang. zkGPT: An efficient non-interactive zero-knowledge proof framework for LLM inference. In *USENIX Security*, 2025.
- [45] Alec Radford, Jeff Wu, Rewon Child, David Luan, Dario Amodei, and Ilya Sutskever. Language models are unsupervised multitask learners. 2019.
- [46] Robin Rombach, A. Blattmann, Dominik Lorenz, Patrick Esser, and Björn Ommer. High-resolution image synthesis with latent diffusion models. *2022 IEEE/CVF Conference on Computer Vision and Pattern Recognition (CVPR)*, pages 10674–10685, 2021.
- [47] Mark Sandler, Andrew Howard, Menglong Zhu, Andrey Zhmoginov, and Liang-Chieh Chen. Mobilenetv2: Inverted residuals and linear bottlenecks. In *2018 IEEE/CVF Conference on Computer Vision and Pattern Recognition*, pages 4510–4520, 2018.
- [48] Peter Schulam and Suchi Saria. Can you trust this prediction? auditing pointwise reliability after learning. In *AISTATS*, volume 89, pages 1022–1031, 2019.
- [49] Shahar Segal, Yossi Adi, Benny Pinkas, Carsten Baum, Chaya Ganesh, and Joseph Keshet. Fairness in the eyes of the data: Certifying machine-learning models. *arXiv [cs.AI]*, September 2020.
- [50] Srinath Setty, Justin Thaler, and Riad Wahby. Customizable constraint systems for succinct arguments. *IACR Cryptol eprint Arch*, 2023:552, 2023.
- [51] Ali Shahin Shamsabadi, Gefei Tan, Tudor Ioan Cebere, Aurélien Bellet, Hamed Haddadi, Nicolas Papernot, Xiao Wang, and Adrian Weller. Confidential-DPproof: Confidential proof of differentially private training. In *The Twelfth International Conference on Learning Representations*, 2024.
- [52] Ali Shahin Shamsabadi, Sierra Calanda Wyllie, Nicholas Franzese, Natalie Dullerud, Sébastien Gams, Nicolas Papernot, Xiao Wang, and Adrian Weller. Confidential-PROFIT: Confidential PROof of FaIR training of trees. In *ICLR*, 2023.
- [53] Reza Shokri. PRIVACY AUDITING OF MACHINE LEARNING USING MEMBERSHIP INFERENCE ATTACKS. *ICLR*, 2022.
- [54] Karen Simonyan and Andrew Zisserman. Very deep convolutional networks for large-scale image recognition. *CoRR*, abs/1409.1556, 2014.
- [55] Tobin South, Alexander Camuto, Shrey Jain, Shayla Nguyen, Robert Mahari, Christian Paquin, Jason Morton, and Alex Pentland. Verifiable evaluations of machine learning models using zkSNARKs. *arXiv [cs.LG]*, February 2024.
- [56] Haochen Sun and Hongyang Zhang. ZkDL: Efficient zero-knowledge proofs of deep learning training. *arXiv [cs.LG]*, July 2023.
- [57] Suppakit Waiwitlikhit, Ion Stoica, Yi Sun, Tatsunori Hashimoto, and Daniel Kang. Trustless audits without revealing data or models. In *ICML’24*, April 2024.
- [58] Jiasi Weng, Jian Weng, Gui Tang, Anjia Yang, Ming Li, and Jia-Nan Liu. pvcnn: Privacy-preserving and verifiable convolutional neural network testing. *IEEE Transactions on Information Forensics and Security*, 18:2218–2233, 2023.

## Appendix A. Polynomial Blinding

To achieve zero-knowledge, many PIOP schemes use blinding to ensure the polynomial evaluations do not reveal information about the witness polynomials. In the Plonk protocol [22], blinding is performed by masking the witness polynomial  $w(X)$  with a degree- $k$  blinding polynomial  $b(X)$  together with the vanishing  $Z_D$  over a domain  $D$ :

$$w'(X) = w(X) + b(X) \cdot Z_D(X).$$

This method, however, can be inefficient in practice, as it increases the degree of the polynomial. Specifically, the resulting polynomial  $w'(X)$  has degree  $2^n + k$ , which must be padded to the next power of two. Applying the blinding polynomial results in a polynomial of degree  $2^n + k$ , which must be padded to the next power of 2. To avoid this overhead, the Halo2 protocol instead appends  $k + 1$  random blinding values to the witness polynomial before padding it to the next power of 2 [21]. This achieves a similar zero-knowledge guarantee as the masking polynomial approach, while avoiding additional padding—provided the original witness polynomial has enough unused slots to accommodate the blinding values.

**Lemma A.1** (Halo2 Blinding [38], [43]). Let  $\omega \in \mathbb{F}$  be an  $n = 2^k$ -th primitive root of unity forming the domain  $D = \{\omega^0, \omega^1, \dots, \omega^{n-1}\}$ , and let  $\{L_i\}_{i=1}^{n-1}$  be the Lagrange basis over  $D$  where  $L_i(\omega^i) = 1$  and  $L_i(\omega^j) = 0$  for all other elements  $\omega^j \in D$ . For a column of private inputs  $\{w_1, \dots, w_{d_w}\}$ , let  $w$  be the (unblinded) witness polynomial, computed by interpolating the private inputs over  $D$ :

$$w(X) = \sum_{i=1}^{d_w} w_i \cdot L_{i-1}(X).$$

Let  $p + 1$  blinding factors  $\{b_1, \dots, b_{p+1}\}$  be chosen uniformly at random from  $\mathbb{F}$ , and let

$$w'(X) = w(X) + \sum_{i=1}^{p+1} b_i \cdot L_{d_w+i-1}(X).$$

Then the vector of openings  $(w'(q_1), w'(q_2), \dots, w'(q_p))$  reveals no information about the witness polynomial  $w(X)$ , where  $\{q_1, q_2, \dots, q_p\} \subset \mathbb{F} \setminus D$  are a set of challenge points.

We refer to [43, Proposition 2] for a proof of this theorem. The intuition behind the proof is that the interpolated blinding values vanish on  $D' = \{1, \omega, \dots, \omega^{d_w}\}$ , and thus can be rewritten as the combination of a degree- $k$  polynomial and the vanishing polynomial on  $D'$ , i.e.,  $b(X) \cdot Z_{D'}(X)$ . As a result,  $w'(X)$  agrees with  $w(X)$  on  $D'$ , but is uniformly random everywhere else, because it is masked by  $b(X)$ .

### A.1. Security Proof for Artemis

We now show that Artemis is a CP-SNARK. A technicality in the proof is that for knowledge soundness, our extractor must be able to extract the randomness of the individual commitments, even though we only have a single evaluation proof that is masked by a random value. To do so, our extractor internally invokes the extractor of PC several times to reconstruct the randomness from different evaluation proofs.

**Theorem A.2 (Artemis CP-SNARK).** Let  $\mathcal{F}$  be a field family and  $\mathcal{R}$  be the Halo2 indexed relation (cf. Definition 2.5), and let  $\text{PIOP} = (\text{I}, \text{P}, \text{V})$  be a knowledge-sound Halo2 PIOP for  $\mathcal{R}$ ;  $\tilde{\text{PC}}$  be a polynomial commitment scheme over  $\mathcal{F}$  with binding and extractability;  $\text{PC}$  be an additively homomorphic polynomial commitment scheme over  $\mathcal{F}$  with binding and extractability; Then the construction Artemis  $\text{ART} = (\text{ART.I}, \text{ART.P}, \text{ART.V})$  in Fig. 5 is a CP-SNARK for the relation  $\mathcal{R}$  and commitment scheme  $\text{PC}$ . If PIOP is zero-knowledge and  $\tilde{\text{PC}}$  and  $\text{PC}$  are hiding, then ART is zero-knowledge.

*Proof.* ART satisfies the properties of a CP-SNARK: **Completeness.** It follows from the correctness of the Horner's method gate, and the homomorphic and completeness properties of  $\tilde{\text{PC}}$  and  $\text{PC}$ . In particular, from the correctness of Horner, the adapted index-instance-witness pair  $(i', x, w')$  is in  $\mathcal{R}$  and it holds that  $\mathbf{p}_{h_i, h_j}(h_w) = \rho = (\boldsymbol{\mu} + \sum_j \mathbf{w}_i \cdot \alpha^j)(\beta)$  for challenges  $\alpha, \beta$  generated in the protocol. Hence,  $\mathcal{V}$  accepts the opening proof for  $\hat{c}_{h_i, h_j}$  corresponding to  $\mathbf{p}_{h_i, h_j}$  at  $(h_w, \rho)$  because of the completeness of  $\text{PC}$ . Further, since  $\text{PC}$  is homomorphic, it holds that

$$\begin{aligned} c &= c_\mu + \sum_{j=1}^{\ell} c_j \cdot \alpha^j \\ &= \text{PC.Commit}(\text{ck}, \boldsymbol{\mu}, d, r_\mu) \\ &\quad + \sum_{i=1}^{\ell} \text{PC.Commit}(\text{ck}, \mathbf{w}_i, d, r_i) \cdot \alpha^i \\ &= \text{PC.Commit}(\text{ck}, \boldsymbol{\mu} + \sum_{i=1}^{\ell} \mathbf{w}_i \cdot \alpha^i, d, r_\mu + \sum_{i=1}^{\ell} r_i \cdot \alpha^i) \end{aligned}$$

Hence, the opening proof of the PC for  $c$  evaluates to  $\rho$  at  $\beta$  due to the homomorphic property of the scheme.  $\mathcal{V}$  accepts because of the completeness of  $\text{PC}$ .

**Knowledge Soundness.** Our goal is to extract a witness  $(w, r_1, \dots, r_\ell)$  that satisfies the relation  $\mathcal{R}^{\text{Com}}$  given an instance  $(x, c_1, \dots, c_\ell)$  and index  $(i, I_{\text{com}}, \text{ck})$  by interacting with a potentially cheating prover  $\mathcal{A}$  that convinces the verifier  $\mathcal{V}$  with non-negligible probability. Specifically,  $(w, r_1, \dots, r_\ell)$  such that  $(i, x, w) \in \mathcal{R}$  and  $c_i$  opens to  $\mathbf{w}_i$  with randomness  $r_i$  for all  $i \in [\ell]$ , where  $\mathbf{w}_i$  is defined by interpreting  $w_i$  as a coefficient vector, following the split of  $\mathcal{D}_w$ . At a high level our extractor  $\mathcal{E}_{\text{Artemis}}$  works as follows:

- 1) Extract the polynomials  $\tilde{\mathbf{p}}$  from the polynomial commitments sent at each round through the extractor for the polynomial commitments  $\mathcal{E}_{\tilde{\text{PC}}}$  for  $\tilde{\text{PC}}$ .
- 2) Extract the polynomial  $\tilde{\mathbf{w}}^*$  and randomness  $\tilde{r}^*$  from the external commitment  $c$  using the extractor  $\mathcal{E}_{\tilde{\text{PC}}}$  for  $\tilde{\text{PC}}$ , and check that it equals the polynomials defined using the witness values in  $\tilde{\mathbf{p}}$ .
- 3) Extract the witness  $\tilde{w}'$  adapted with the Horner's gate advice polynomials using the PIOP extractor  $\mathcal{E}_{\text{PIOP}}$ . The adapted witness includes the witness  $\tilde{w}$  for the original index-instance-witness triple.
- 4) Extract the randomness of the commitments  $\tilde{r}_1, \dots, \tilde{r}_\ell$  by rewinding the prover to Step 1 with  $\ell + 1$  distinct challenges for  $C_\alpha$  and  $C_\beta$  to interpolate the masked polynomial  $\tilde{r}^*$  through the output of  $\mathcal{E}_{\tilde{\text{PC}}}$  on the evaluation proof for  $c$ .
- 5) Return  $(\tilde{w}, \tilde{r}_1, \dots, \tilde{r}_\ell)$ .

We now provide a detailed proof.

Suppose that  $\mathcal{A}$  is an admissible prover that convinces the ART verifier  $\mathcal{V}$  for an index  $((i, I_{\text{com}}, \text{ck}))$  and instance  $(x, c_1, \dots, c_\ell)$  with non-negligible probability. We show that there exists an extractor  $\mathcal{E}_{\text{Artemis}}$  that, assuming the existence of extractors  $\mathcal{E}_{\text{PIOP}}$  for PIOP,  $\mathcal{E}_{\tilde{\text{PC}}}$  for  $\tilde{\text{PC}}$ , and  $\mathcal{E}_{\text{PC}}$  for  $\text{PC}$ , outputs a valid witness  $(\tilde{w}, \tilde{r}_1, \dots, \tilde{r}_\ell)$  for  $\mathcal{R}^{\text{Com}}$  with non-negligible probability given access to  $\mathcal{A}$ . In our construction, we largely follow the knowledge soundness proof of the Marlin compiler (cf. [12, Theorem 8.1]).

We first construct an adversary  $\mathcal{A}_{\tilde{\text{PC}}}$  against the extractability game for  $\tilde{\text{PC}}$ , exactly as in the proof of [12, Theorem 8.1], i.e.,  $\mathcal{A}_{\tilde{\text{PC}}}$  internally invokes  $\mathcal{P}$  to obtain a set of commitments  $\hat{c}$  for the online and query phases. We then invoke an extractor  $\mathcal{E}_{\tilde{\text{PC}}}$ , which outputs a set of alleged polynomials  $\tilde{\mathbf{p}}$ . If the cheating prover  $\mathcal{A}$  convinces the ART verifier  $\mathcal{V}$ , then the evaluation proof  $\tilde{\pi}_{\text{Eval}}$  is valid. As a result, if  $\mathcal{E}_{\tilde{\text{PC}}}$  fails to extract polynomials, then  $\mathcal{A}_{\tilde{\text{PC}}}$  wins the extractability game with non-negligible probability, which only happens with negligible probability  $\epsilon_{\tilde{\text{PC}}}$  under our assumption.

We now address the linking phase, by similarly constructing an adversary  $\mathcal{A}_{\text{PC}}$  against the extractability game for PC on the combined external commitment  $c$ .  $\mathcal{A}_{\text{PC}}$  internally invokes  $\mathcal{P}$  to obtain  $c_\mu$  to compute  $c \leftarrow c_\mu + \sum_{i=1}^\ell c_i \cdot \alpha^i$ , and receives the external evaluation proof  $\pi_{\text{Link}}$ . We then invoke an extractor  $\mathcal{E}_{\text{PC}}$ , which outputs the polynomial  $\tilde{\mathbf{w}}^*$  and randomness  $\tilde{r}^*$  for the external commitment  $c$ . If  $\mathcal{A}$  convinces the ART verifier  $\mathcal{V}$ , then the evaluation proof  $\pi_{\text{Link}}$  is valid for the alleged evaluation  $\tilde{\mathbf{w}}^*(\beta) = \rho$ , and the extractor succeeds except with negligible probability  $\epsilon_{\text{PC}}$ . We further invoke  $\mathcal{P}$  to obtain the internal commitment  $\hat{c}_{h_i, h_j}$  and the internal evaluation proof  $\hat{\pi}_{\text{Link}}$ . If the cheating prover  $\mathcal{A}$  convinces the ART verifier  $\mathcal{V}$ , then the evaluation proof  $\hat{\pi}_{\text{Link}}$  is valid for the alleged evaluation  $\tilde{\mathbf{p}}_{h_i, h_j}(h_\omega) = \rho$  except with negligible probability  $\epsilon_{\text{PC}}$ .

We now construct a cheating prover  $\mathcal{A}_{\text{PIOP}}$  for PIOP.  $\mathcal{A}_{\text{PIOP}}$  internally invokes  $\mathcal{E}_{\text{PC}}$  and  $\mathcal{E}_{\text{PC}}$  to obtain the polynomials  $\tilde{\mathbf{p}}$  for  $\hat{c}$  and the polynomial  $\tilde{\mathbf{w}}^*$  and randomness  $r^*$  for  $c$ , respectively. Let  $\tilde{\mathbf{g}}_\alpha$  be the polynomial defined by the linear combination of the coefficients from the proof witness  $w'$  as in the polynomial evaluation gate Horner, i.e.,  $\tilde{\mathbf{g}}_\alpha(X) := \mu + \sum_{i=1}^\ell \tilde{\mathbf{w}}_i(X) \cdot \alpha^i$ . In Plonkish proof systems such as Halo2, we can construct this polynomial  $\tilde{\mathbf{g}}_\alpha$  by computing the witness values  $\tilde{\mathbf{w}}_1, \dots, \tilde{\mathbf{w}}_\ell$  from the PIOP polynomials  $\tilde{\mathbf{p}}$  by evaluating them on the relevant indices in the domain  $D$  (recall that the polynomials encode the witness in Lagrange form). Also, note that  $\tilde{\mathbf{g}}_\alpha(\beta) = \tilde{\mathbf{p}}_{h_i, h_j}(h_\omega)$  by Horner. If  $\tilde{\mathbf{g}}_\alpha \neq \tilde{\mathbf{w}}^*$ , then  $\mathcal{A}_{\text{PIOP}}$  aborts. This event happens only with negligible probability. From the fact that  $\mathcal{V}$  accepted, that  $\hat{\pi}_{\text{Link}}$  and  $\pi_{\text{Link}}$  are valid, i.e.,  $\tilde{\mathbf{g}}_\alpha$  and  $\tilde{\mathbf{w}}^*$  open to the same value  $\rho$  at  $\beta$  except with negligible probability. The prover cannot adaptively choose  $\tilde{\mathbf{g}}_\alpha$  and  $\tilde{\mathbf{w}}^*$  in response to the challenge values  $\alpha$  and  $\beta$ , because  $\tilde{\mathbf{g}}_\alpha$  is fixed due to the soundness of PIOP and  $c_\mu$  was sent by the prover before it received the challenges.

Then, because  $\beta$  was sampled uniformly at random, from the Demillo-Lipton-Schwartz-Zippel (Lemma B.5 in Appendix B), it holds that:

$$\Pr[\tilde{\mathbf{g}}_\alpha \neq \tilde{\mathbf{w}}^*] \leq \frac{d+1}{p},$$

where  $d = \max_i |w_i|$ . Hence, we can assume that  $\tilde{\mathbf{w}}^* = \tilde{\mathbf{g}}_\alpha$  except with negligible probability.

In conclusion, so long as

- 1)  $\mathcal{E}_{\text{PC}}$  is successful, i.e., it outputs  $\tilde{\mathbf{p}}$  that correspond to the proof commitments  $\hat{c}$ ,
- 2)  $\mathcal{E}_{\text{PC}}$  is successful, i.e., it outputs  $\tilde{\mathbf{w}}^*$  s.t.  $\tilde{\mathbf{w}}^*(\beta) = \rho$ ,
- 3) the polynomials  $\tilde{\mathbf{g}}_\alpha$  and  $\tilde{\mathbf{w}}^*$  are equal,

it holds that  $\mathcal{V}$  accepts whenever  $\mathcal{V}$  accepts. As a result,  $\mathcal{A}_{\text{PIOP}}$  convinces  $\mathcal{V}$  with non-negligible probability if  $\mathcal{A}$  convinces  $\mathcal{V}$ .

We then invoke the extractor  $\mathcal{E}_{\text{PIOP}}$  of PIOP to extract the witness  $\tilde{w}'$  such that  $(i', x, \tilde{w}') \in \mathcal{R}$ . Furthermore, we can compute  $\tilde{w}$  from  $\tilde{w}'$ , because by the definition of the polynomial evaluation gate constructed using Horner, the witness  $\tilde{w}'$  is composed of the witness  $\tilde{w}$  for the original relation  $\mathcal{R}$  and the advice polynomials of the polynomial evaluation gate, i.e.,

$$\tilde{w}' = \tilde{w} \parallel \tilde{\mathbf{a}}_{n_a+1}(X, C_\alpha, C_\beta), \dots, \tilde{\mathbf{a}}_{n'_a}(X, C_\alpha, C_\beta).$$

As a result, it holds that  $(i, x, \tilde{w}) \in \mathcal{R}$ .

Finally, we extract the randomness of the commitments  $\tilde{r}_1, \dots, \tilde{r}_\ell$  by rewinding the prover  $\mathcal{A}$  with  $\ell + 1$  distinct challenges for  $C_\alpha$  and  $C_\beta$  to interpolate the masked polynomial  $r^*$  through the output of  $\mathcal{E}_{\text{PC}}$  on the evaluation proof for  $c$ . Interpolating the points of the  $\ell + 1$  decommitments  $\alpha^{(j)}, r^{*,(j)}$ ,  $\mathcal{E}_{\text{Artemis}}$  retrieves the randomness  $\tilde{r}_\mu, \tilde{r}_1, \dots, \tilde{r}_\ell$  such that

$$\tilde{r}_\mu + \sum_{i=1}^\ell \tilde{r}_i \cdot (\alpha^{(j)})^{i-1} = \tilde{r}^{*,(j)}$$

for all  $j \in [\ell + 1]$ . The probability that  $\tilde{r}_1, \dots, \tilde{r}_\ell \neq r_1, \dots, r_\ell$  depends on the probability that any of the points  $\alpha^{(j)}, r^{*,(j)}$  is not on  $\tilde{r}^*$ , or fails to be extracted by  $\mathcal{E}_{\text{PC}}$ . This results in a multiplicative factor of  $\ell + 1$  on the soundness error by the union bound. However, as  $(\ell + 1) \cdot \frac{(d+1)}{p}$  is linear in the size of the witness, this results in a soundness error that is negligible in the security parameter  $\lambda$ . Finally, the extractor rewinds an expected  $O(\ell)$  times, resulting in a running time of  $\mathcal{E}_{\text{Artemis}}$  linear in  $|x|$  and  $|w|$ .

**Zero-knowledge.** ART satisfies zero-knowledge if PIOP is zero-knowledge, and PC and PC are hiding. Concretely, we show that there exists a simulator  $\mathcal{S}_{\text{ART}} = (\mathcal{S}_{\text{ART}}.\text{Setup}, \mathcal{S}_{\text{ART}}.\text{Prove})$  that, assuming the existence of a simulator  $\mathcal{S}_{\text{PC}} = (\mathcal{S}_{\text{PC}}.\text{Setup}, \mathcal{S}_{\text{PC}}.\text{Commit}, \mathcal{S}_{\text{PC}}.\text{Open})$  for PC, and a simulator  $\mathcal{S}_{\text{PIOP}}$  for PIOP, outputs a valid transcript when given an instance  $(x, c_1, \dots, c_\ell)$ . We will show that the transcript generated by  $\mathcal{S}_{\text{ART}}$  is statistically indistinguishable from the view of an honest verifier  $V$  running an interactive protocol Artemis with the prover  $P$  holding a valid instance and witness  $((i, I_{\text{com}}, \text{ck}), (x, c_1, \dots, c_\ell), (w, r_1, \dots, r_\ell)) \in \mathcal{R}^{\text{Com}}$ . The zero-knowledge game (cf. Definition B.4) states that  $\mathcal{A}_1$  receives  $\text{crs}$  and outputs an index-instance-witness triple  $((i, I_{\text{com}}, \text{ck}), (x, c_1, \dots, c_\ell))$  to  $\mathcal{S}.\text{Prove}$ .  $\mathcal{S}.\text{Prove}$  must then output a valid transcript  $\pi$  such that  $\mathcal{A}_2$  accepts with non-negligible probability.

We follow a proof strategy to that of the simulator in [12, Theorem 8.4], but extend this two steps (Steps 4 and 5) to handle the additional opening proofs. Note that their definition of zero-knowledge requires the simulator to interact with a dishonest verifier  $\tilde{\mathcal{V}}$  to receive the challenges, whereas our simulator naturally requires access to the challenges (Definition B.4), as is common in the literature.  $\mathcal{S}_{\text{ART}}.\text{Setup}$  receives a security parameter  $\lambda$ , size bound  $N \in \mathbb{N}$  and maximum degree bound for the external commitments  $d$ , and computes the maximum degree bound  $d_{\text{max}}$  as in the protocol. Afterwards, it runs  $\mathcal{S}_{\text{PC}}.\text{Setup}$  to sample the public parameters  $\text{ck}$ , and the trapdoor  $\text{tr}\hat{\text{ap}}$ , respectively.

A challenge in our proof is that the simulator does not have access to the trapdoor of  $\text{PC}$ , as it does not run the setup because the commitment key  $\text{ck}$  is part of the index. As a result, the simulator must generate a real opening proof for  $c$  that is a combination of commitments to external witnesses the simulator does not have access to. We can address this by setting  $c_\mu = c_\rho - \sum_{i=1}^{\ell} c_i \cdot \alpha^i$  where  $c_\rho$  is a commitment to a polynomial that evaluates to  $\rho$  everywhere.

The proving subroutine of the simulator,  $\text{S}_{\text{ART}}.\text{Prove}$ , receives  $(\hat{\text{trap}}, (i, I_{\text{com}}, \text{ck}), x)$  as input, and interacts with the malicious verifier  $\mathcal{V}$ . We construct  $\text{S}_{\text{ART}}.\text{Prove}$  to generate the transcript by internally generating the verifier challenges  $\gamma_1, \dots, \gamma_k, \gamma_{k+1}, \psi$ , and

- 1) For  $i \in [k]$ , simulate the polynomial commitments for round  $i$  as follows:
  - a) Send  $\gamma_i$  to the PIOP simulator  $\text{S}_{\text{PIOP}}(\mathbb{F}, i', x)$ , where  $i' \leftarrow \text{Horner}.\mathcal{I}(i, I_{\text{com}})$  is the index for the relation adapted with the Horner's method evaluation gate.
  - b) Sample commitment randomness  $[\hat{r}_{i,j}]_{j=1}^{s(i)}$ , and then add the simulated commitments to the transcript:  $[\hat{c}_{i,j}]_{j=1}^{s(i)} \leftarrow \text{S}_{\text{PC}}.\text{Commit}(\hat{\text{trap}}, [\text{d}(|i'|, i, j)]_{j=1}^{s(i)}, [\hat{r}_{i,j}]_{j=1}^{s(i)})$ .
- 2) Simulate the evaluations in round  $k+1$  as follows:
  - a) Use the (honest) query algorithm of PIOP to compute the query set  $Q := \text{Q}_V(\mathbb{F}, x; \gamma_1, \dots, \gamma_k, \gamma_{k+1})$ , and abort if any query does not satisfy the query checker  $\text{C}$ . (The honest prover would also abort.)
  - b) Assemble a list of evaluations  $\mathbf{v} := \text{Q}_V(\mathbb{F}, x; \gamma_1, \dots, \gamma_k, \gamma_{k+1})$ , containing actual evaluations of index polynomials and simulated evaluations of prover polynomials. In more detail, first run the PIOP indexer  $\text{I}(\mathbb{F}, i)$  to obtain polynomials  $[\mathbf{p}_{0,j}]_{j=1}^{s(0)}$ , and evaluate these on (the relevant queries in) the query set  $Q$ . Next, forward the query set  $Q$  to the PIOP simulator  $\text{S}_{\text{PIOP}}(\mathbb{F}, i', x)$  to obtain a simulated view, which in particular contains simulated answers for the queries to the PIOP prover's polynomials.
- 3) Simulate the evaluation proof in round  $k+2$  as follows: Compute  $\pi_{\text{Eval}}$  as

$$\text{S}_{\text{PC}}.\text{Open}(\hat{\text{trap}}, [[\mathbf{p}_{i,j}]_{j=1}^{s(i)}]_{i=0}^k, \mathbf{v}, [[\text{d}(|i'|, i, j)]_{j=1}^{s(i)}]_{i=0}^k, Q, \psi, [[\hat{r}_{i,j}]_{j=1}^{s(i)}]_{i=0}^k)$$

where all polynomials  $[[\mathbf{p}_{i,j}]_{j=1}^{s(i)}]$  with  $i > 0$  are defined to be zero and the randomness  $[\hat{r}_{0,j}]_{j=1}^{s(0)}$  is set to  $\perp$ . Finally, add  $\pi_{\text{Eval}}$  to the transcript.

For the linking part of the protocol, the simulator does the following.

- 4) Sample a random value  $\rho \leftarrow \mathbb{F}_p$  and commitment randomness  $r_\mu \leftarrow \mathbb{F}$ . Compute  $c_\rho = \text{PC}.\text{Commit}(\text{ck}, \mathbf{g}_\rho, d, r_\mu)$  where  $\mathbf{g}_\rho$  is the 0-degree polynomial defined by  $\rho$ , and compute  $c_\mu = c_\rho - \sum_{i=1}^{\ell} c_i \cdot \alpha^i$  where  $\alpha := \gamma_{h_i-1}$  is defined as one of the verifier challenges as in the protocol. Add  $c_\mu$  to the transcript.
- 5) Simulate the linking phase as follows:

- a) Simulate  $\hat{\pi}_{\text{Link}}$  using the trapdoor  $\hat{\text{trap}}$  as

$$\text{S}_{\text{PC}}.\text{Open}(\hat{\text{trap}}, \mathbf{p}_{h_i, h_j}, \rho, \text{d}(|i'|, h_i, h_j), h_\omega, \hat{r}_{h_i, h_j})$$

where the polynomial  $\mathbf{p}_{h_i, h_j}$  is defined to be zero. Note that we abuse notation by overloading  $\text{S}_{\text{PC}}.\text{Open}$  to take a single polynomial and evaluation point as input.

- b) Compute  $\pi_{\text{Link}}$  as  $\text{PC}.\text{Open}(\text{ck}, \mathbf{g}_\rho, d, \beta, \rho, r^*)$ , where the polynomial  $\mathbf{w}^*$  is defined to be zero, where  $\beta := \gamma_{h_i}$  is the challenge received from  $\mathcal{V}$  defined as in the protocol.
- c) Add  $\rho$ ,  $\hat{\pi}_{\text{Link}}$ , and  $\pi_{\text{Link}}$  to the transcript.

We now argue that this transcript is indistinguishable from the one generated by the honest prover  $P$ . The zero-knowledge property of PIOP states that interacting with the honest prover  $P$  can be replaced with an interaction with the simulator  $\text{S}_{\text{PIOP}}$  that adaptively answers oracle queries of the malicious verifier to prover oracles, whenever the number of oracle queries is below the zero-knowledge query bound  $\mathbf{b}$  and each query is admissible according to the query checker circuit  $\text{C}$ . In our setting, this condition is met: the number of oracle queries is bounded by the query complexity of the honest verifier, and the query set  $Q$  is generated by running the honest query algorithm on the verifier challenges. Furthermore, both the honest prover and the simulator enforce that the query set is admissible with respect to  $\text{C}$ . Finally,  $\text{S}_{\text{ART}}$  returns oracle responses that are identically distributed to those of the honest prover.

Next, consider the commitments sent in the first  $k$  rounds, as well as the evaluation proof in round  $k+2$ . The hiding property of the polynomial commitment scheme  $\text{PC}$  ensures that the simulator  $\text{S}_{\text{PC}}$  can perfectly simulate both the commitments and the evaluation proof using the trapdoor.

We now examine the elements in the transcript related to the polynomial evaluation: the commitment to the masking polynomial  $c_\mu$ , the evaluation result  $\rho$ , and the evaluation proofs for both the internal and external commitments. The hiding property of  $\text{PC}$  ensures that  $\text{S}_{\text{PC}}$  can simulate the evaluation proof for the internal commitment  $\hat{c}_{h_i, h_j}$  using the trapdoor. For the external commitment  $c$ , the simulator does not have access to such a trapdoor, but the simulator is always able to generate a real evaluation proof without access to the external witnesses, as

$$\begin{aligned} c &= c_\mu + \sum_{i=1}^{\ell} c_i \cdot \alpha^i \\ &= c_\rho - \sum_{i=1}^{\ell} c_i \cdot \alpha^i + \sum_{i=1}^{\ell} c_i \cdot \alpha^i \\ &= c_\rho. \end{aligned}$$

As a result, the simulator can simply generate an opening proof using  $\mathbf{g}_\rho$ , and the hiding property of  $\text{PC}$  ensures the proof is indistinguishable from a proof for the real polynomial.

It remains to show that the evaluation result  $\rho$  is indistinguishable from that produced by the honest prover. Specifically, we argue that it is uniformly distributed over  $\mathbb{F}_p$  and reveals no information about either the internal or external polynomials. Recall that, in the protocol,  $\rho$  is the evaluation of the external polynomial  $\mathbf{w}^*$  at point  $\beta$ , where  $\mathbf{w}^* = \boldsymbol{\mu} + \sum_{i=1}^{\ell} \mathbf{w}_i \cdot \alpha^i$  and  $\beta$  was sampled from the PIOP's challenge space that excludes zero. The masking value  $\mu$  that defines the masking polynomial  $\boldsymbol{\mu}$  was sampled uniformly from  $\mathbb{F}_p$ . As a result, the evaluation  $\mathbf{w}^*(\beta)$  is uniformly random over  $\mathbb{F}$ , and reveals no information about the external witness polynomials  $\mathbf{w}_1, \dots, \mathbf{w}_\ell$ .

We now analyze the additional evaluation of the internal polynomial  $\mathbf{p}_{h_i, h_j}$  at the point  $h_\omega$ . To ensure that this reveals no information about the polynomial, we show that the set of query points  $C$  made by the PIOP verifier, together with  $h_\omega$ , is not sufficient to learn anything about  $\mathbf{p}_{h_i, h_j}$ . Let  $\mathbf{b}$  be the query bound of the PIOP. The PIOP makes at most  $\mathbf{b}$  queries to any polynomial, and let  $q_1, \dots, q_b$  be the query points of the PIOP verifier. Let  $L_i$  be the  $i$ -th Lagrange basis over  $D = \{1, \omega, \dots, \omega_{n-1}\}$  such that  $L_i(\omega^i) = 1$  and 0 everywhere else. From the definition of the Halo2 PIOP, an advice polynomial interpolating  $n'$  witness values is blinded by  $\mathbf{b} + 1$  blinding values  $b_1, \dots, b_{\mathbf{b}+1}$ , as follows:

$$\begin{aligned} \mathbf{p}_{h_i, h_j}(X) &= \mathbf{a}'_{h_\alpha}(X) + \sum_{i=1}^{\mathbf{b}+1} b_i \cdot L_{i-1}(X) \\ &= \mathbf{a}'_{\text{id}_{x_p}}(X) + \psi \cdot L_{d_w-1}(X) + \sum_{i=1}^{\mathbf{b}+1} b_i \cdot L_{d_w+i-1}(X). \end{aligned}$$

where  $\mathbf{a}'$  is the advice polynomial  $\mathbf{a}$  partially evaluated at the challenge variables and  $\psi$  is the extra blinding value added by the Horner's gate function. Hence, the polynomial  $\mathbf{p}_{h_i, h_j}$  has  $\mathbf{b} + 2$  blinding values, and the  $\mathbf{b} + 1$  evaluation points

$$\mathbf{p}_{h_i, h_j}(q_1), \dots, \mathbf{p}_{h_i, h_j}(q_b), \mathbf{p}_{h_i, h_j}(h_\omega)$$

reveals no information about the polynomial  $\mathbf{p}_{h_i, h_j}(X)$ , as guaranteed by Lemma A.1.  $\square$

## Appendix B. Definitions

**Definition B.1** (Commitment Scheme). A non-interactive commitment scheme consists of a message space  $\mathcal{M}$ , randomness space  $\mathcal{O}$ , a commitment space  $\mathcal{C}$  and a tuple of polynomial-time algorithms  $(\text{Com.Setup}, \text{Com.Commit}, \text{Com.Verify})$  defined as follows:

- **Com.Setup**( $1^\lambda$ )  $\rightarrow$  **crs**: Given a security parameter  $\lambda$ , it outputs public parameters **crs**.
- **Com.Commit**(**crs**,  $m$ ,  $r$ )  $\rightarrow$   $c$ : Given public parameters **crs**, a message  $m \in \mathcal{M}$  and randomness  $r \in \mathcal{O}$ , it outputs a commitment  $c$ .

- **Com.Verify**(**crs**,  $c$ ,  $r$ ,  $m$ )  $\rightarrow \{0, 1\}$ : Given public parameters **crs**, a commitment  $c$ , a decommitment  $r$ , and a message  $m$ , it outputs 1 if the commitment is valid, otherwise 0.

A non-interactive commitment scheme has the following properties:

- **Correctness.** For all security parameters  $\lambda$ , for all  $m$  and for all **crs** output by **Com.Setup**( $1^\lambda$ ), if  $c = \text{Com.Commit}(\text{crs}, m, r)$ , then  $\text{Com.Verify}(\text{crs}, c, m, r) = 1$ .

- **Binding.** For all polynomial-time adversaries  $\mathcal{A}$ , the probability

$$\begin{aligned} &\Pr[\text{Com.Verify}(\text{crs}, c, m_1, r_1) = 1 \wedge \\ &\quad \text{Com.Verify}(\text{crs}, c, m_2, r_2) = 1 \wedge m_1 \neq m_2 : \\ &\quad \text{crs} \leftarrow \text{Com.Setup}(1^\lambda), (c, r_1, r_2, m_1, m_2) \leftarrow \mathcal{A}(\text{crs})] \end{aligned}$$

is negligible.

- **Hiding.** For all polynomial-time adversaries  $\mathcal{A}$ , the advantage

$$\begin{aligned} &|\Pr[\mathcal{A}(\text{crs}, c) = 1 : c \leftarrow \text{Com.Commit}(\text{crs}, m_1, r)] - \\ &\quad \Pr[\mathcal{A}(\text{crs}, c) = 1 : c \leftarrow \text{Com.Commit}(\text{crs}, m_2, r)]| \end{aligned}$$

is negligible, for all messages  $m_1, m_2$ .

**Definition B.2** (Homomorphic Commitment Scheme [6]). A homomorphic commitment scheme is a non-interactive commitment scheme such that  $\mathcal{M}$ ,  $\mathcal{O}$  and  $\mathcal{C}$  are all abelian groups and for all  $m_1, m_2 \in \mathcal{M}$  and  $r_1, r_2 \in \mathcal{O}$ , we have

$$\begin{aligned} &\text{Com.Commit}(\text{crs}, m_1 + m_2, r_1 + r_2) = \\ &\text{Com.Commit}(\text{crs}, m_1, r_1) + \text{Com.Commit}(\text{crs}, m_2, r_2). \end{aligned}$$

**Definition B.3** (KZG Commitments [32]). KZG commitments leverage bilinear pairings to create a commitment scheme for polynomials where the commitments have constant size. Let  $\mathbb{G}_1$ ,  $\mathbb{G}_2$  and  $\mathbb{G}_T$  be cyclic groups of prime order  $p$  such with generators  $h_1 \in \mathbb{G}_1$  and  $h_2 \in \mathbb{G}_2$ . Let  $e : \mathbb{G}_1 \times \mathbb{G}_2 \rightarrow \mathbb{G}_T$  be a bilinear pairing, so that  $e(\alpha \cdot h_1, \beta \cdot h_2) = \alpha\beta \cdot e(h_1, h_2)$ . The KZG polynomial commitment scheme for some polynomial  $\mathbf{g}$  made up of coefficients  $\mathbf{g}_i$  is defined by four algorithms:

- **PC.Setup**( $d$ ): Sample  $\alpha \leftarrow \mathbb{F}_p$  and output

$$\text{pp} \leftarrow (\alpha \cdot h_1, \dots, \alpha^d \cdot h_1, \alpha \cdot h_2)$$

- **PC.Commit**(**pp**,  $\mathbf{g}$ ): Output  $\text{com} = \mathbf{g}(\alpha) \cdot h_1$ , computed as

$$\text{com} \leftarrow \sum_{i=0}^d \mathbf{g}_i \cdot (\alpha^i \cdot h_1)$$

- **PC.Open**(**pp**,  $\text{com}$ ,  $\mathbf{g}$ ,  $x$ ) : Compute the remainder and quotient

$$\mathbf{q}(X), r(X) \leftarrow (\mathbf{g}(X) - \text{com}) / (X - x).$$

Check that the remainder  $r(X)$  and, if true, output  $\pi = q(\alpha) \cdot h_1$ , computed as  $\sum_{i=0}^d (q_i \cdot (\alpha^i \cdot h_1))$ .

- **PC.Check**( $\mathcal{PP}$ ,  $\text{com}$ ,  $x$ ,  $y$ ,  $\pi$ ): Accept if the following pairing equation holds:

$$e(\pi, \alpha \cdot h_2 - x \cdot h_2) = e(\text{com} - y \cdot h_1, h_2)$$

The security properties of KZG commitments fundamentally rely on the hardness of the polynomial division problem. The parameter  $\alpha$  acts as a trapdoor and must be discarded after **PC.Setup** to ensure the binding property. Hence, we require a trusted setup to generate the public parameters and securely discard  $\alpha$ , which can be computed using MPC or, depending on the deployment, computed by the auditor acting as a trusted dealer. Together, **PC.Open** and **PC.Check** form the evaluation protocol for the scheme. The hiding property relies on the discrete logarithm assumption, so if  $\alpha$  is not discarded this breaks the binding property but not the hiding property. We refer to [32] for a detailed security analysis. Further, KZG commitments are homomorphic, i.e., if  $\text{com}_1$  and  $\text{com}_2$  are commitments to polynomials  $g_1$  and  $g_2$ , then  $\text{com}_1 + \text{com}_2$  is a commitment to polynomial  $g_1 + g_2$ .

**Definition B.4.** A zk-SNARK is a proof with the following properties:

- **Completeness.** For every true statement for the indexed relation  $\mathcal{R}$  an honest prover with a valid witness always convinces the verifier, i.e.,  $\forall (i, x, w) \in \mathcal{R}$  :

$$\Pr \left[ \text{Verify}(\text{ivk}, x, \pi) = 1 \mid \begin{array}{l} \text{crs} \leftarrow \text{Setup}(1^\lambda, \mathcal{R}) \\ (\text{ipk}, \text{ivk}) \leftarrow \mathcal{I}(i, \text{crs}) \\ \pi \leftarrow \text{Prove}(\text{ipk}, x, w) \end{array} \right] = 1$$

- **Knowledge Soundness.** For every PPT adversary, there exists a PPT extractor that gets full access to the adversary's state (including its random coins and inputs). Whenever the adversary produces a valid argument, the extractor can compute a witness with high probability:  $\forall \mathcal{A} \exists \mathcal{E}$  :

$$\Pr \left[ \begin{array}{l} \text{Verify}(\text{ivk}, \tilde{x}, \tilde{\pi}) = 1 \\ \wedge \\ (i, \tilde{x}, w') \notin \mathcal{R} \end{array} \mid \begin{array}{l} \text{crs} \leftarrow \text{Setup}(1^\lambda, \mathcal{R}) \\ ((\tilde{x}, \tilde{\pi}); w') \leftarrow \mathcal{A}(\mathcal{E}(\text{crs})) \\ (\text{ipk}, \text{ivk}) \leftarrow \mathcal{I}(i, \text{crs}) \end{array} \right] = \text{negl}(\lambda)$$

We stress here that this definition requires a *non-black-box* extractor, i.e., the extractor gets full access to the adversary's state.

- **Succinctness.** For any  $x$  and  $w$ , the length of the proof is given by  $|\pi| = \text{poly}(\lambda) \cdot \text{polylog}(|x| + |w|)$ .

- **Zero-Knowledge.** There exists a PPT simulator  $\mathcal{S} = (\text{Setup}, \text{Prove})$  such that  $\mathcal{S}.\text{Setup}$  outputs a simulated CRS  $\text{crs}$  and a trapdoor  $\text{td}$ ; On input  $\text{crs}$ ,  $x$ , and  $\text{td}$ ,  $\mathcal{S}.\text{Prove}$  outputs a simulated proof  $\pi$ , and for all PPT adversaries  $\mathcal{A} = (\mathcal{A}_1, \mathcal{A}_2)$ , such that

$$\Pr \left[ \begin{array}{l} (i, x, w) \in \mathcal{R} \\ \wedge \\ \mathcal{A}_2(\pi) = 1 \end{array} \mid \begin{array}{l} \text{crs} \leftarrow \text{Setup}(1^\lambda, \mathcal{R}) \\ (i, x, w) \leftarrow \mathcal{A}_1(1^\lambda, \text{crs}) \\ (\text{ipk}, \text{ipv}) \leftarrow \mathcal{I}^{\text{crs}}(i) \\ \pi \leftarrow \text{Prove}(\text{ipk}, x, w) \end{array} \right] - \Pr \left[ \begin{array}{l} (i, x, w) \in \mathcal{R} \\ \wedge \\ \mathcal{A}_2(\pi) = 1 \end{array} \mid \begin{array}{l} (\text{crs}, \text{td}) \leftarrow \mathcal{S}.\text{Setup}(1^\lambda) \\ (i, x, w) \leftarrow \mathcal{A}_1(1^\lambda, \text{crs}) \\ \pi \leftarrow \mathcal{S}.\text{Prove}(\text{td}, i, x) \end{array} \right] = \text{negl}(\lambda)$$

**Lemma B.5** (Demillo-Lipton-Schwartz-Zippel [16]). Let  $f \in \mathbb{F}_p[X]$  be a non-zero polynomial of degree  $d$  over a prime field  $\mathbb{F}_p$ . Let  $S$  be any finite subset of  $\mathbb{F}_p$  and let  $r$  be a field element selected independently and uniformly from set  $S$ . Then

$$\Pr[f(r) = 0] \leq \frac{d}{|S|}.$$

**Definition B.6** (PIOP [34]). A polynomial interactive oracle proof (PIOP) for an indexed relation  $\hat{R}$  is specified by a tuple  $\text{PIOP}(\mathbf{k}, \mathbf{s}, \mathbf{t}, \mathbf{d}, \mathbf{l}, \mathbf{P}, \mathbf{V})$ , where  $\mathbf{k}, \mathbf{s}, \mathbf{t}, \mathbf{d} : \{0, 1\}^* \rightarrow \mathbb{N}$  are polynomial-time computable functions and  $\mathbf{l}, \mathbf{P}, \mathbf{V}$  are the indexer, prover, and verifier algorithms. The parameter  $\mathbf{k}$  specifies the number of interaction rounds,  $\mathbf{s}$  specifies the number of polynomials in each round,  $\mathbf{t}$  specifies the number of queries made to each polynomial, and  $\mathbf{d}$  specifies a maximum degree bound on these polynomials. An execution of PIOP for  $(i, x, w) \in \mathcal{R}$  consists of an interaction between  $\mathbf{P}$  and  $\mathbf{V}$ , where  $\mathbf{b} \leftarrow \langle \mathbf{P}(i, x, w), \mathbf{V}^{(i)}(x) \rangle$  denotes the output decision bit, and  $(\text{view}, \mathbf{p}) \leftarrow [[\mathbf{P}(i, x, w), \mathbf{V}^{(i)}(x)]]$  denotes the view ( $\text{view}$ ) of  $\mathbf{V}$  generated during the interaction and the responses of  $\mathbf{l}$ , and the polynomial oracles  $\mathbf{p}$  output by  $\mathbf{P}$ . The view consists of challenges  $\gamma_1, \dots, \gamma_k$  that  $\mathbf{V}$  sends to  $\mathbf{P}$  and vector  $y$  of oracle responses defined below. The vector  $\mathbf{p}$  consists of the polynomial oracles generated by  $\mathbf{P}$  during the interaction.

- **Offline phase:** The indexer  $\mathbf{l}$  receives as input an index  $i$  and outputs  $\mathbf{s}(0)$  polynomials  $(\mathbf{p}_{0,j})_{j=1}^{\mathbf{s}(0)} \in \mathbb{F}[X]$  of degrees at most  $(\mathbf{d}(\mathbf{l}, 0, j))_{j=1}^{\mathbf{s}(0)}$ .
- **Online phase:** Given an instance  $x$  and witness  $w$  such that  $(i, x, w) \in \mathcal{R}$ , the prover  $\mathbf{P}$  receives  $(i, x, w)$  and the verifier  $\mathbf{V}$  receives  $x$  and oracle access to the polynomials output by  $\mathbf{l}(i)$ . The prover and the verifier interact over  $2k + 1$  rounds where  $k = \mathbf{k}(|i|)$ . For  $i \in [k]$ , in the  $i$ -th round of interaction:
  - 1) The prover  $\mathbf{P}$  sends  $\mathbf{s}(i)$  oracle polynomials  $(\mathbf{p}_{i,1}, \dots, \mathbf{p}_{i,\mathbf{s}(i)})$  to the verifier  $\mathbf{V}$ .
  - 2)  $\mathbf{V}$  responds with a challenge  $\gamma_i \in \text{Ch}$ , where  $\text{Ch}$  is the challenge space determined by  $i$ .

The last round challenge  $\gamma_k$  serves as auxiliary input to  $V$  in subsequent phases. The protocol is public-coin, meaning that  $\gamma_i$  are public and uniformly sampled from  $\text{Ch}$ .  $P$  can be interpreted as a series of next message functions such that polynomial oracles for round  $i$  are obtained by running  $(\text{st}'_P, \mathbf{p}_{i,1}, \dots, \mathbf{p}_{i,s(i)}) \leftarrow P(\text{st}'_P, \gamma_{i-1})$ , where  $\text{st}'_P$  is the internal state of  $P$  after sending polynomials for round  $i-1$  and before receiving challenge  $\gamma_{i-1}$ , and  $\text{st}'_P$  is the updated state. Here,  $\gamma_0$  is assumed to be  $\perp$ .

- **Query phase:** Let  $\mathbf{p} = (\mathbf{p}_{i,j})_{i \in [k], j \in [s(i)]}$  be the vector of all polynomials sent by the prover  $P$ . The verifier  $V$  may query any of the polynomials it has received any number of times. Concretely,  $V$  executes a subroutine  $Q_V$  that receives  $(x, \gamma_1, \dots, \gamma_k, \gamma_{k+1})$  where  $\gamma_{k+1}$  is additional randomness used in the query phase. This routine outputs a query vector  $z = (z_{i,j})_{i \in [0,k], j \in [s(i)]}$ , where each  $z_{i,j}$  is to be interpreted as a vector  $(z_{i,j,k})_{k \in [t(i,j)]} \in \mathbb{D}^{t(i,j)}$  and  $\mathbb{D} \subseteq \mathbb{F}$  is an evaluation domain determined by  $i$ . We write  $y_{i,j} = \mathbf{p}_{i,j}(z_{i,j})$  to define an evaluation vector  $y_{i,j} = (y_{i,j,k})_{k \in [t(i,j)]}$  where  $y_{i,j,k} = \mathbf{p}_{i,j}(z_{i,j,k})$ . Similarly, we write  $y = \mathbf{p}(z)$  to define  $y = (y_{i,j})_{i \in [k], j \in [s(i)]}$  where  $y_{i,j} = \mathbf{p}_{i,j}(z_{i,j})$ .
- **Decision phase:** The verifier accepts if the answers to the queries (and the verifier's randomness) satisfy the decision predicate  $D$ . Concretely,  $V$  executes a subroutine  $D_V$  that receives  $(x, \mathbf{p}(z), \gamma_1, \dots, \gamma_k, \gamma_{k+1})$  as input, and outputs the decision bit  $b$ .

The function  $d$  determines which provers to consider for the completeness and soundness properties of the proof system. A possibly malicious prover  $\tilde{P}$  is admissible for PIOP if, on every interaction with the verifier  $V$ , it holds that for every round  $i \in [k]$  and oracle index  $j \in [s(i)]$  we have  $\deg(\mathbf{p}_{i,j}) \leq d(|i|)$ . The honest prover  $P$  is required to be admissible under this definition.

The PIOP should satisfy completeness, soundness, and zero-knowledge properties. We refer to [34] for formal definitions of these properties.

## Appendix C. Arithmetization Extensions

We define the arithmetization extension **AddAdviceColumns** used for Apollo in Figure 8 and the Horner extension used for Artemis in Figure 9. For the former, we assume that the external commitments each fit inside a single column (cf. § 4.1), while we present Horner in the more general setting supported by Artemis. Note that, in our description, we place the masking value in a separate advice column. In practice, the masking value can be placed in an appropriate empty cell instead (cf. § 4.3).

### AddAdviceColumns

#### AddAdviceColumns. $\mathcal{I}(\mathbf{i}, I_{\text{com}})$ :

Parse  $\mathbf{i}$  as  $(\mathbb{F}, n, n_f, n_a, n_p, F, B, T, P_\sigma, \sigma)$ .

- 1) Add an advice column for each external commitment, i.e.,  $n'_a = n_a + |I_{\text{com}}|$  where  $|I_{\text{com}}|$  is the number of commitments
- 2) Add copy constraints by adding columns  $[n_a + 1, \dots, n_a + |I_{\text{com}}|]$  to  $P_\sigma$  and extending the permutation  $\sigma$ . For each commitment index  $k \in [|I_{\text{com}}|]$ , let the  $o$ -th cell be such that  $(i, j) = I_{\text{com}}^k[o]$ . Extend the cycle corresponding to cell  $(i, j)$  (i.e., column  $i$  and row  $j$ ) by including the cell in the new advice column at position  $(n_a + k, o)$ .
- 3) return  $(\mathbb{F}, n, n_f, n'_a, n_p, F, B, T, P_\sigma, \sigma'), n_a$

#### AddAdviceColumns. $W(w, I_{\text{com}})$ :

Extend the witness  $w$  as  $w'$  as follows:

- 1) Compute the advice polynomials containing the aligned committed witnesses. For all  $i \in [|I_{\text{com}}|]$ , we define  $\mathbf{a}_{n_a+i}(X)$  as the polynomial defined by the split of  $\mathcal{D}_w$ , by interpreting  $(D, w_{I_{\text{com}}^i})$  in point-evaluation form.
- 2) Return  $w'$ .

Figure 8: Transformation functions for the index and witness of a Halo2 indexed relation to add extra advice columns containing the witness elements in  $I_{\text{com}}$ .

### Polynomial Evaluation Constraint (Horner's Method)

For convenience, we define the following notation. Let  $m$  be the number of columns required to contain the largest committed witness, i.e.,  $m := \max_i \left\lceil \frac{|I_{\text{com}}^i|}{n} \right\rceil$ , where  $I_{\text{com}}^i$  are indices defining the witness values of the  $i$ -th committed polynomial following the split of  $\mathcal{D}_w$ , and  $n$  is the number of rows. Let the variables  $\text{idx}_{\text{wit}} = n_a$ ,  $\text{idx}_{\mu} = n_a + \ell m + 1$ , and  $\text{idx}_{\rho} = n_a + \ell m + 2$ , and let the number of active rows be  $n_{\text{horner}} = \max_i \left\lceil \frac{|I_{\text{com}}^i|}{m} \right\rceil$ .

**Horner. $\mathcal{I}(\mathbf{i}, I_{\text{com}})$ :** Parse  $\mathbf{i}$  as  $(\mathbb{F}, n, n_f, n_a, n_p, F, B, T, P_{\sigma}, \sigma)$ .

- 1) Add advice columns for the committed witnesses  $\mathbf{a}_{\text{idx}_{\text{wit}}}, \dots, \mathbf{a}_{\text{idx}_{\text{wit}} + \ell m}$ , the masking value  $\mathbf{a}_{\text{idx}_{\mu}}$ , and the (intermediate) result  $\mathbf{a}_{\text{idx}_{\rho}}$ , i.e., set  $n'_a = n_a + \ell m + 1$ .
- 2) Add copy constraints for the committed witness cells by adding columns  $[\text{idx}_{\text{wit}}, \dots, \text{idx}_{\text{wit}} + \ell m]$  to  $P_{\sigma}$  and extending the permutation  $\sigma$ . For each commitment index  $k \in [|I_{\text{com}}|]$ , let the  $o$ -th cell be such that  $(i, j) = I_{\text{com}}^k[o]$ . Extend the cycle corresponding to cell  $(i, j)$  (i.e., column  $i$  and row  $j$ ) to include the cell in the new advice column layed out in row-major order  $(\text{idx}_{\text{wit}} + (k-1)m + (o \bmod m), \lfloor \frac{o}{m} \rfloor)$ .
- 3) Add a fixed column by extending  $F$  with column  $F_{n_f+1}$  which is 1 for all rows in  $n_{\text{horner}}$  and 0 everywhere else.
- 4) Add the Horner's method constraint polynomial  $\mathbf{b}_h$  by extending the set of gate constraints  $B$ . Let  $\mathbf{a}_{\text{idx}_{\text{wit}}[i,j]}$  be the  $j$ -th advice polynomial of commitment  $i$ . We define the Horner's method constraint polynomial as

$$\mathbf{b}_h(X, \dots, \mathbf{a}_{\text{idx}_{\text{wit}}}(X), \dots, \mathbf{a}_{\text{idx}_{\text{wit}} + \ell m}(X), \mathbf{a}_{\text{idx}_{\mu}}(X), \mathbf{a}_{\text{idx}_{\rho}}(X, C_{\alpha}, C_{\beta}), C_{\alpha}, C_{\beta}, \mathbf{f}_{n_f+1}(X)) = \mathbf{f}_{n_f+1}(X) \cdot \left( \mathbf{a}_{\text{idx}_{\mu}}(X) + \sum_{j=1}^m \left( \sum_{i=1}^{\ell} (\mathbf{a}_{\text{idx}_{\text{wit}}[i,j]}(X) \cdot (C_{\alpha})^i) \cdot (C_{\beta})^{j-1} \right) + \mathbf{a}_{\text{idx}_{\rho}}(X \cdot \omega, C_{\alpha}, C_{\beta}) \cdot (C_{\beta})^m - \mathbf{a}_{\text{idx}_{\rho}}(X, C_{\alpha}, C_{\beta}) \right)$$

where  $\mathbf{f}_{n_f+1}(X)$  is the polynomial corresponding to the fixed column  $F_{n_f+1}$ . The index of the cell of the final evaluation result  $\rho$  is defined as  $h_{\omega} := \omega^0$ , as the recurrence starts at the bottom and goes from bottom to the top. In the following, let the index of the advice polynomial that contains the result be  $h_a := \text{idx}_{\rho}$ .

- 5) Return  $(\mathbb{F}, n, n_f, n'_a, n_p, F, B, T, P_{\sigma}, \sigma'), h_{\omega}, h_a$ .

**Horner. $W(\mathbf{i}, \mathbf{w}, I_{\text{com}}, \mu)$ :** Parse  $\mathbf{i}$  as  $(\mathbb{F}, n, n_f, n_a, n_p, F, B, T, P_{\sigma}, \sigma)$ . Extend the witness  $w$  as  $w'$  as follows:

- 1) Compute the advice polynomials containing the committed witnesses. For all  $i \in [\ell]$  and  $j \in [m]$ , let  $G_i$  be the  $n_{\text{horner}} \times m$  grid defined by distributing the committed witness  $w_{I_{\text{com}}^i}$  over the grid in row-major ordering. The committed witness  $w_{I_{\text{com}}^i}$  is defined as the  $i$ -th committed polynomial following the split of  $\mathcal{D}_w$ . Add the masking value  $\mu$  to the next empty cell of the first grid  $G_0$ . We define  $\mathbf{a}_{\text{idx}_{\text{wit}}[i,1]}(X), \dots, \mathbf{a}_{\text{idx}_{\text{wit}}[i,m]}(X)$  as the evaluation-form polynomials defined by the columns of  $G_i$  over the evaluation domain, where  $\text{idx}_{\text{wit}}[i,j]$  is the index of the  $j$ -th advice polynomial of commitment  $i$ .
- 2) Compute the advice polynomials for the result values in  $\text{idx}_{\rho}$  using the witness values. Set  $\mathbf{a}_{\text{idx}_{\rho}}(\omega^{n_{\text{horner}}}, C_{\beta}, C_{\alpha}) = 0$ , and for all  $X \in \{\omega^0, \dots, \omega^{n_{\text{horner}}-1}\}$ , set

$$\mathbf{a}_{\text{idx}_{\rho}}(X, C_{\beta}, C_{\alpha}) = \mathbf{a}_{\text{idx}_{\mu}}(X) + \sum_{j=1}^m \left( \sum_{i=1}^{\ell} (\mathbf{a}_{\text{idx}_{\text{wit}}[i,j]}(X) \cdot (C_{\alpha})^i) \cdot (C_{\beta})^{j-1} \right) + \mathbf{a}_{\text{idx}_{\rho}}(X \cdot \omega, C_{\beta}, C_{\alpha}) \cdot (C_{\beta})^m$$

For zero-knowledge, this polynomial is blinded by an extra blinding value  $\psi \leftarrow \mathbb{F}$ , in the same fashion as Halo2's blinding, by appending  $\psi$  to the witness polynomial in Lagrange basis form in an unused point in the evaluation domain, before it is padded to a power of two.

- 3) Compute the advice polynomial  $\mathbf{a}_{\text{idx}_{\mu}}$  for the masking value  $\mu$ , such that:

$$\mathbf{a}_{\text{idx}_{\mu}}(X) = \begin{cases} \mu & \text{if } X = \omega^0 \\ 0 & \text{if } X \in D \setminus \{\omega^0\}. \end{cases}$$

- 4) Set  $w' := w \parallel \mathbf{a}_{n_a+1}(X, C_{\alpha}, C_{\beta}), \dots, \mathbf{a}_{n'_a}(X, C_{\alpha}, C_{\beta})$  and return  $w'$ .

Figure 9: Transformations for a Halo2 indexed relation to add a Horner's method evaluation.