

LLMs + Persona-Plug = Personalized LLMs

Jiongnan Liu^{1†}, Yutao Zhu¹, Shuting Wang¹, Xiaochi Wei²
Erxue Min², Yu Lu², Shuaiqiang Wang², Dawei Yin², Zhicheng Dou^{1*}

¹Gaoling School of Artificial Intelligence, Renmin University of China

²Baidu Inc.

liujn@ruc.edu.cn, dou@ruc.edu.cn

Abstract

Personalization plays a critical role in numerous language tasks and applications, since users with the same requirements may prefer diverse outputs based on their individual interests. This has led to the development of various personalized approaches aimed at adapting large language models (LLMs) to generate customized outputs aligned with user preferences. Some of them involve fine-tuning a unique personalized LLM for each user, which is too expensive for widespread application. Alternative approaches introduce personalization information in a plug-and-play manner by retrieving the user’s relevant historical texts as demonstrations. However, this retrieval-based strategy may break the continuity of the user history and fail to capture the user’s overall styles and patterns, hence leading to sub-optimal performance. To address these challenges, we propose a novel personalized LLM model, PP1ug. It constructs a user-specific embedding for each individual by modeling all her historical contexts through a lightweight plug-in user embedder module. By attaching this embedding to the task input, LLMs can better understand and capture user habits and preferences, thereby producing more personalized outputs without tuning their own parameters. Extensive experiments on various tasks in the language model personalization (LaMP) benchmark demonstrate that the proposed model significantly outperforms existing personalized LLM approaches.

1 Introduction

Large language models (LLMs) have demonstrated extraordinary capabilities in natural language understanding, generation, and reasoning (Zhao et al., 2023; Brown et al., 2020; Zhu et al., 2023; Liu et al., 2023), becoming increasingly essential tools for assisting with everyday tasks. However, the

dominant usage pattern of LLMs follows a *one-size-fits-all* approach, where similar responses are provided to different users given the same input. While sampling-based decoding strategies can introduce some diversity, this approach fails to account for individual user preferences, reducing engagement in human-machine interactions. This problem is even severe in scenarios requiring tailored responses to align with subjective user profiles, such as drafting personalized speeches. Consequently, personalized LLMs have attracted significant interest in both industry and academic research (Salemi et al., 2024b,a; Zhuang et al., 2024; Kumar et al., 2024; Tan et al., 2024b,a; Richardson et al., 2023; Wozniak et al., 2024).

A straightforward strategy for building personalized LLMs is to fine-tune a specific LLM on individual user data, allowing the model to learn the specific patterns and preferences of each user (Tan et al., 2024b,a; Zhuang et al., 2024; Zhang et al., 2024). While effective, this method requires extensive computing resources for both training and inference, making it challenging for deployment in real applications. Another way to achieve personalization is directly feeding all user histories into the LLM, and then generating tailored results according to the current user requests (Christakopoulou et al., 2023). This strategy avoids the need for additional model training but is often constrained by the maximum input length of the LLM, resulting in unsatisfying performance. To tackle this problem, recent studies have proposed leveraging retrieval models to select relevant behaviors from user histories based on the user input (Kumar et al., 2024; Salemi et al., 2024b,a; Richardson et al., 2023). These retrieved behaviors are then used as in-context demonstrations to guide the LLM in generating personalized outputs. While this strategy can introduce some degree of personalization, it is not always reliable. For producing personalized results, it is more important for LLMs to

[†]This work is done during Jiongnan Liu’s internship at Baidu Inc.

*Corresponding author.

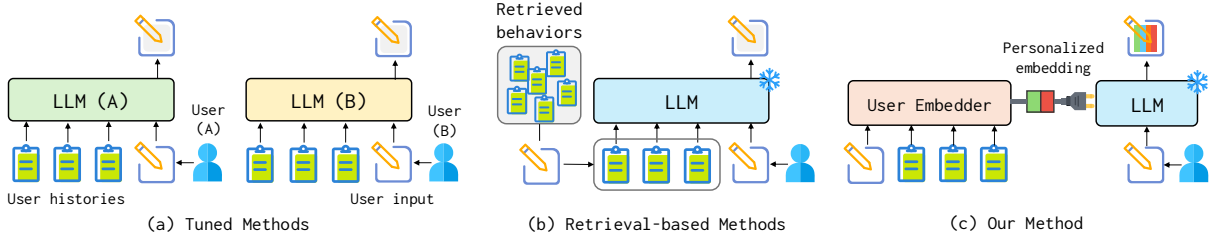


Figure 1: The comparison of our proposed personalized LLM and previous personalized LLM approaches

understand the users’ overall styles than to refer to specific histories. Unfortunately, the retrieval process typically focuses on relevance to the current input rather than identifying deeper user preferences embedded in all historical data. As a result, the selective utilization of user histories in retrieval-based personalized LLMs may disturb the model to capture user comprehensive manners and lead to sub-optimal performance.

Therefore, a better strategy for personalizing LLMs is to plug the user’s holistic styles into the LLMs without modification of their structures and parameters. To achieve this, we propose a persona-plug (PPlug) model. It involves a lightweight plug-in user embedder module that embeds user historical patterns into a single user-specific embedding in input for LLMs to refer to. In the user embedder module, we first develop a user behavior encoder to represent a user’s each historical behavior into a dense vector. Then an input-aware personal aggregator synthesizes all these vectors into a user-specific personal embedding according to their relevance to current task inputs. This unique personal embedding from all histories is supposed to capture the user’s general patterns in language tasks. After obtaining this personalized embedding, we directly attach it to the current input to guide fixed LLMs in tailoring their outputs according to user preferences. In this way, our PPlug model can better perform personalized language model generation tasks relying on the extracted user’s comprehensive personal patterns in a plug-and-play strategy, shown in Figure 1. Furthermore, PPlug model can also be optimized in an end-to-end manner by the next token prediction losses according to all users’ data, which is more efficient and effective.

Experiments on six tasks in the public language model personalization (LaMP) benchmark (Salemi et al., 2024b) show that our proposed PPlug model achieves significant improvements over existing personalized LLM models from 1.4% to 35.8%. The main contribution of our work is three-fold:

- (1) To better guide LLMs in personalized language generation, we propose a novel personalization framework that only attaches one user personal embedding for LLMs to refer to.
- (2) Compared with tuning a specific LLM for each user, the proposed PPlug model follows the plug-and-play paradigm and bring no additional parameters to LLMs.
- (3) Compared with retrieval-based LLMs, PPlug can capture user holistic patterns and preferences, leading to better personalization performance.

2 Related Work

With the rising development of large language model techniques in many NLP applications and tasks (Zhao et al., 2023; Zhu et al., 2023; Brown et al., 2020), personalization in LLMs has attracted attention and many approaches have been recently proposed (Salemi et al., 2024b,a; Zhuang et al., 2024; Baek et al., 2024; Kumar et al., 2024; Tan et al., 2024b,a; Richardson et al., 2023; Wozniak et al., 2024). These approaches facilitate LLMs with the personal content of users to generate customized outputs. Most of them can be categorized into two kinds: fine-tuned personalized LLMs and retrieval-based personalized LLMs.

Fine-tuned Personalized LLMs. The simple strategy for personalized language generation is to tune a unique LLM for each user based on their own data. However, fine-tuning all parameters in LLMs is too expensive, approaches in this category mainly devise the parameter-efficient fine-tuning (PEFT) technique to tune LLMs. Specifically, OPPI (Tan et al., 2024b) adopts the LoRA methods (Hu et al., 2022) to tune the Llama model (Touvron et al., 2023a) for each user. Zhuang et al. (2024) and Tan et al. (2024a) further improve its efficiency by clustering users into different groups and tuning a model for each group. Zhang et al. (2024) modify the model by searching for the best configuration of PEFT methods for each user.

Retrieval-based Personalized LLMs. The fine-tuned personalized LLMs need to train the LLMs for each user separately, which introduces huge computation costs and is difficult to devise in real applications. Retrieval-based personalized LLMs leverage personalized information from another perspective without tuning LLMs. Inspired by the success of the retrieval-augmented generation (RAG) strategy in question-answering tasks, these approaches retrieve relevant documents from user histories as in-context demonstrations for LLMs to produce personalized texts. Salemi et al. (2024b) explores these methods by applying different retrieval models. Salemi et al. (2024a) further improves it by optimizing the pre-trained retrieval model through rewards calculated based on the LLM-generated outputs. They also explore the selection of different retrieval methods while facing different inputs. There also exist models that directly utilize all user histories to prompt LLMs or to generate text-based summaries using language models as references (Richardson et al., 2023; Christakopoulou et al., 2023; Tang et al., 2024). However, these approaches cannot handle situations in which user historical behaviors are extremely long due to the input length limits.

3 Methodology

Personalized large language models (LLMs) aim to satisfy users’ specific demands and preferences by tailoring responses based on users’ historical behaviors.¹ Following existing studies (Salemi et al., 2024a,b), the personalization task can be defined as: for a certain user u , generating a personalized response y^u to a given user input x^u , utilizing the user’s historical behaviors $H^u = [h_1^u, \dots, h_n^u]$. Each user behavior h_i^u corresponds to historical interactions similar in nature to the current input x^u . For example, if a user requests assistance with generating a title for a research paper, their historical behaviors may include titles and abstracts they have previously created for papers.

In this work, we introduce a method for LLM personalization called the persona-plug (PPlug) with a plug-in user embedder module. It encodes a user’s each historical behavior into a dense vector and aggregates these embeddings into a single

¹Other personal information, such as user attributes, can also be used for personalization. However, due to the absence of such data in the current dataset, we follow existing studies (Salemi et al., 2024a,b) and focus solely on using users’ historical behaviors in this paper.

personal embedding considering the current input x^u . This personal embedding is then incorporated into the input to guide a fixed LLM in generating personalized responses. PPlug is a lightweight, plug-and-play approach, where each user has a distinct personal embedding calculated by the shared user embedder. The LLM uses these embeddings as input without requiring any additional modification on its own parameters. An overview of our proposed PPlug method is shown in Figure 2.

3.1 User Behavior Encoder

User behaviors often reflect how a user deals with a specific task, which contains valuable personal preferences and linguistic patterns. Therefore, effectively representing user behaviors is a critical step for personalization. Inspired by recent studies on sentence embedding and dense retrieval (Gao et al., 2021; Izacard et al., 2021), we employ a user behavior encoder to obtain user behavior representations. Specifically, for each user historical behavior h_i^u , we leverage an encoder-based model $\text{Enc}^{\text{his}}(\cdot)$ to encode h_i^u as a vector \mathbf{h}_i^u :

$$\mathbf{h}_i^u = \text{Enc}^{\text{his}}(h_i^u). \quad (1)$$

Similarly, the representation of the current user input x^u is computed as:

$$\mathbf{x}^u = \text{Enc}^{\text{input}}(x^u), \quad (2)$$

where the $\text{Enc}^{\text{input}}(\cdot)$ denotes the encoder specific to the user’s current input, such as personalized product review.² All tasks are introduced in Section 4.1. To ensure efficient training of our proposed model, we freeze the parameters of Enc^{his} and only fine-tune the input encoder $\text{Enc}^{\text{input}}$.

We choose small-sized encoder-based models for two primary reasons: (1) Bi-directional attention can effectively capture interactions across all tokens in user behaviors. Previous studies in information retrieval have demonstrated that encoder models can effectively condense document information into compact and dense representations (Morris et al., 2023). (2) A lightweight encoder improves the efficiency of both optimization and inference in our PPlug model. In our implementation, the encoder model introduces approximately 220M parameters, accounting for only 3.1% of the total parameters in a 7B LLM.

²In our implementation, we use the BGE-base model (Zhang et al., 2023; Xiao et al., 2023) as the encoder, <https://huggingface.co/BAAI/bge-base-en-v1.5>

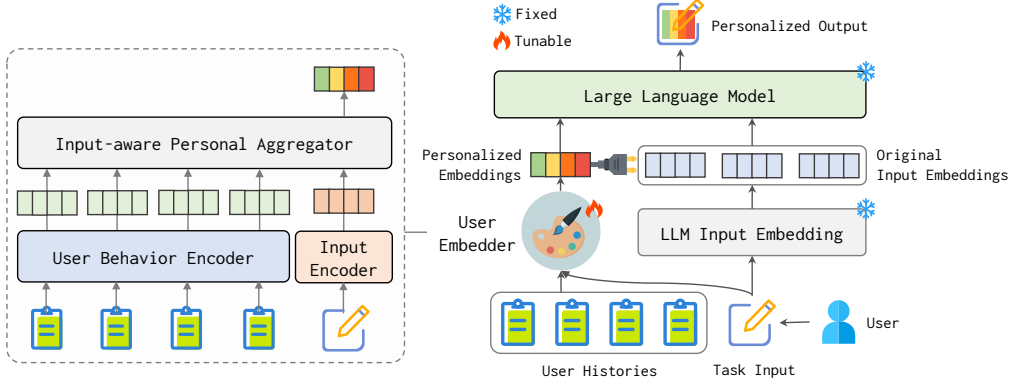


Figure 2: The overall framework of the proposed PPlug model.

3.2 Input-aware Personal Aggregator

After obtaining representations of a user’s historical behaviors and input, the next step is to aggregate them into a comprehensive personal embedding. A common approach is to treat each historical behavior as equally important and simply average them to represent the user profile. However, previous studies on personalized search and recommendation (Ge et al., 2018; Kang and McAuley, 2018) show that the importance of historical behaviors for the ongoing task should consider their relevance to the current input. For example, in generating academic titles based on abstracts, the model would benefit from prioritizing historical titles and abstracts that align more closely with the topics of the current abstract. Therefore, to improve task performance, historical behaviors that are more relevant to the current input should be assigned with higher weights. To this end, we devise an attention mechanism that dynamically assigns weights to each historical behavior based on its relevance to the current user input. The personal embedding is calculated as follows:

$$w_i = \frac{\exp(\mathbf{x}^u \top \mathbf{h}_i^u)}{\sum_k \exp(\mathbf{x}^u \top \mathbf{h}_k^u)} \quad (3)$$

$$\mathbf{P}^u = \sum_i w_i \cdot \text{Proj}(\mathbf{h}_i^u), \quad (4)$$

where $\text{Proj}(\cdot)$ projects the user embeddings from the encoder space to the LLM representation space, and \mathbf{P}^u denotes the calculated personal embedding. In this manner, PPlug can mimic the retrieval manipulation in the retrieval-based strategy to make LLMs pay more attention to historically relevant behaviors. However, different from retrieval-based personalization methods that focus only on the

most relevant histories, our approach integrates all user behaviors. This enables the personal embedding \mathbf{P}^u to capture a more holistic representation of the user’s preferences and patterns, enhancing the PPlug’s ability to tailor personalized outputs.

3.3 PPlug for LLM Personalization

Once the personal embedding \mathbf{P}^u is obtained, it is incorporated into the input to guide a fixed LLM in generating personalized outputs. Specifically, given the user’s current input x^u and previously generated personalized content $y_{<i}^u$, the next token prediction loss is defined as:

$$\mathbf{X}_i^u = [\mathbf{I}; \mathbf{P}^u; \text{Emb}_{\text{LLM}}(x^u); \text{Emb}_{\text{LLM}}(y_{<i}^u)], \quad (5)$$

$$\mathcal{L} = - \sum_u \sum_i \log p_{\text{LLM}}(y_i^u | \mathbf{X}_i^u), \quad (6)$$

where $\text{Emb}_{\text{LLM}}(\cdot)$ denotes the LLM’s embedding layer, p_{LLM} is the predicted token distributions. Note that in addition to incorporating a personal embedding, we introduce a trainable instruction embedding \mathbf{I} into the input. This is inspired by several recent studies on instruction tuning (Su et al., 2023; Zhang et al., 2023), which have shown that including an instruction embedding helps the LLM better understand and perform the task. Particularly, the LLM used in the PPlug model is fixed and only the instruction embedding \mathbf{I} , the input encoder $\text{Enc}^{\text{input}}(\cdot)$, and the projector $\text{Proj}(\cdot)$ (2-layer MLP) are tuned, which is efficient for application.

3.4 Comparison with Previous Models

To highlight the advantages of the proposed PPlug model, we provide a detailed comparison with existing methods.

PPlug vs. Fine-tuned Methods Both the fine-tuned personalization methods (Zhang et al., 2024;

Tan et al., 2024b) and our PPlug model train the personalized framework to capture user general interests to guide personalized language generation, leading to promising performances. Besides, PPlug model has two additional advantages: (1) In training, unlike fine-tuned methods that require training a separate LLM for each user, PPlug trains a shared encoder to capture personalized user information. This significantly reduces training costs and complexity. (2) In inference, PPlug operates in a plug-and-play manner, where a single LLM is used for all users, with user-specific personalized embeddings provided as input. This is highly advantageous for LLM service providers, as it enables the deployment of a single model to deliver effective personalization across users, streamlining infrastructure and maintenance.

PPlug vs. Retrieval-based Methods Retrieval-based methods achieve personalization by selecting relevant user historical behaviors. Similarly, PPlug incorporates an input-aware attention mechanism to evaluate the relevance of each behavior. However, unlike retrieval-based approaches that focus only on the most relevant behaviors, PPlug assigns dynamic weights to all historical behaviors. This allows it to capture a more comprehensive view of the user’s general interests and preferences across their entire history, leading to improved personalization outputs. PPlug model can also be directly optimized in an end-to-end manner relying on the language modeling losses, where most previous retrieval-based LLMs may only utilize the feedback from LLM’s output to produce pseudo gradients.

4 Experiments

4.1 Datasets and Metrics

Datasets We conduct experiments using the public Language Model Personalization (LaMP) benchmark (Salemi et al., 2024b), which consists of seven different personalization tasks. Consistent with previous studies (Tan et al., 2024b; Zhuang et al., 2024; Richardson et al., 2023; Tan et al., 2024a), we evaluate model performance on six tasks, excluding the Personalized Email Subject Generation task (LaMP-6), as it is not publicly available. Concretely, the six tasks include three personalized text classification tasks: (1) LaMP-1 Personalized Citation Identification; (2) LaMP-2 Personalized Movie Tagging; (3) LaMP-3 Personalized Product Rating, and three personalized text generation tasks: (4) LaMP-4 Personalized News

Headline Generation; (5) LaMP-5 Personalized Scholarly Title Generation; and (6) LaMP-7 Personalized Tweet Paraphrasing. The LaMP benchmark splits the dataset under each task into train, validation, and test sets according to the timestamp, so the data are organized in chronological order. Since the test data are held out by the benchmark organizers, we mainly report the results on the validation set. Detailed information for the six tasks can be found in Appendix A.

Evaluation Metrics Following the default settings of the LaMP (Salemi et al., 2024b) benchmark, we use the following metrics to evaluate the performance of each task: accuracy for LaMP-1, accuracy and F1-measure for LaMP-2, mean absolute error (MAE) and root mean squared error (RMSE) for LaMP-3, and ROUGE-1 and ROUGE-L (Lin, 2004) for LaMP-4, LaMP-5, and LaMP-7. For MAE and RMSE, lower values indicate better performance, as these metrics measure the discrepancy between predictions and ground-truth. For all other metrics, higher values correspond to better model performance.

4.2 Implementaion Details

We use FlanT5-XXL (11B) (Chung et al., 2022) as the default LLM, which is consistent with previous studies (Salemi et al., 2024b,a).³ We use BGE-base-en-v1.5 (Xiao et al., 2023) as our default history and input encoder. Experimental results on different LLMs and encoder models are provided in Section 4.5. The maximum input lengths are set to 256 tokens for the LLMs and 512 tokens for the encoder. We employ beam search (Freitag and Al-Onaizan, 2017) with a beam size of 4 during generation. We train our PPlug model for 2 epochs across all tasks, except for LaMP-3, where 1 epoch is sufficient due to the larger dataset size. The batch size in all experiments is set to 64. We use the AdamW optimizer (Loshchilov and Hutter, 2019) with a learning rate of 1e-4 and a warmup ratio of 0.05.

4.3 Baselines

We compare our PPlug model with the following baselines covering three kinds of approaches:

(1) **Ad-hoc methods:** We use FlanT5-XXL to generate outputs solely based on the original task inputs, without incorporating user historical behaviors. It serves as a non-personalized baseline.

³<https://huggingface.co/google/flan-t5-xxl>

Table 1: Performance of all models on six LaMP tasks. The best results are in **bold**.

Dataset	Metric	Ad-hoc	Naive RBP			Optimized RBP				PPlug
		FlanT5-XXL	BM25	Recency	Contriever	ROPG-RL	ROPG-KD	RSPG-Pre	RSPG-Post	
LaMP-1	Accuracy \uparrow	0.498	0.629	0.639	0.641	0.682	0.676	0.672	0.670	0.680
LaMP-2	Accuracy \uparrow	0.326	0.345	0.361	0.362	0.365	0.365	0.391	0.416	0.565
	F1 \uparrow	0.255	0.282	0.291	0.282	0.292	0.291	0.312	0.337	0.501
LaMP-3	MAE \downarrow	0.335	0.293	0.305	0.297	0.273	0.274	0.266	0.246	0.231
	RMSE \downarrow	0.639	0.585	0.596	0.592	0.561	0.566	0.560	0.539	0.534
LaMP-4	ROUGE-1 \uparrow	0.173	0.192	0.194	0.190	0.190	0.193	0.195	0.207	0.216
	ROUGE-L \uparrow	0.157	0.175	0.177	0.174	0.174	0.176	0.179	0.188	0.197
LaMP-5	ROUGE-1 \uparrow	0.472	0.467	0.469	0.471	0.473	0.472	0.479	0.480	0.487
	ROUGE-L \uparrow	0.419	0.419	0.422	0.421	0.425	0.423	0.429	0.429	0.435
LaMP-7	ROUGE-1 \uparrow	0.454	0.451	0.452	0.440	0.458	0.451	0.460	0.468	0.536
	ROUGE-L \uparrow	0.401	0.401	0.402	0.391	0.407	0.402	0.409	0.416	0.484

(2) **Naive retrieval-based personalization methods (Naive RBP)**: We employ BM25 (Robertson and Zaragoza, 2009), Recency, and Contriever (Izacard et al., 2021) methods to retrieve the top-4 user historical behaviors as demonstrations for FlanT5-XXL to produce personalized outputs. These methods are not tuned for penalization tasks and thus are referred to as naive RBP.

(3) **Optimized Retrieval-based Personalization (Optimized RBP)**: ROPG-RL, ROPG-KD, RSPG-Pre, and RSPG-Post are four baseline methods designed by Salemi et al. (2024a). ROPG-RL and ROPG-KD optimize the Contriever-based retrieval model by reinforcement learning and knowledge distillation strategies according to the evaluation metrics. RSPG-Pre and RSPG-Post introduce a retrieval selection module that selects the optimal retrieval model from multiple candidates. RSPG-Pre selects based on the task input, while RSPG-Post selects based on the model outputs.

We do not consider baselines that fine-tune a specific LLM for each user (Tan et al., 2024b; Zhang et al., 2024; Zhuang et al., 2024), as these approaches require extensive computational resources for training and inference, making them impractical for deployment in real-world applications.

4.4 Experimental Results

The results on the validation set are shown in Table 1. Generally, PPlug achieves the best performance across five tasks, clearly demonstrating its superiority on personalization tasks. Furthermore, we observe that:

(1) Both retrieval-based methods (RBP) and PPlug can achieve better performance than non-personalized methods (ad-hoc). This indicates that

incorporating user historical behaviors is an effective way to capture user personal preferences. (2) Compared to naive RBP, optimized RBP can perform better. This is consistent with our speculation as the retrievers in naive RBP are not optimized for personalized generation tasks, and tuning the retrievers with the feedback from LLMs’ output is beneficial for personalization tasks. Among optimized RBP approaches, RSPG performs slightly better than ROPG, this is because ROPG can select the optimal retrieval model to augment generation considering different personalization situations. (3) Our PPlug outperforms all baselines in almost all tasks. Specifically, the relative improvements of PPlug over the best baseline (RSPG-Post) are from 1.4% to 35.8%. These improvements confirm that our idea of comprising user historical behaviors into a single personal representation and facilitating LLMs to perform personalized tasks is very effective. (4) In particular, the improvements of PPlug on the LaMP-2 Movie Tagging task and the LaMP-7 Tweet Paraphrasing task are significantly higher. The reason may be that these two tasks require more general style knowledge (preferences in movies and linguistic habits in tweeting) instead of the detailed contents of a specific user historical behavior, which is challenging for retrieval-based methods to capture. (5) Note that compared to ROPG and RSPG that leverages reinforcement learning and knowledge distillation techniques to optimize models, our PPlug can be directly optimized in an end-to-end manner, which is much more efficient.

The results on the test set can be found in Table 7 in Appendix B.1. The performance on the test set is consistent with that on the validation set.

Table 2: Overall performance of models with different LLMs and encoders. We use Acc to abbreviate Accuracy and R to abbreviate ROUGE respectively.

LLM	Encoder	LaMP-1		LaMP-2		LaMP-3		LaMP-4		LaMP-5		LaMP-7		# Best
		Acc \uparrow	Acc \uparrow	F1 \uparrow	MAE \downarrow	RMSE \downarrow	R-1 \uparrow	R-L \uparrow	R-1 \uparrow	R-L \uparrow	R-1 \uparrow	R-L \uparrow	R-1 \uparrow	
FlanT5-XL	BGE	0.636	0.463	0.375	0.242	0.537	0.193	0.174	0.478	0.424	0.509	0.456	0	
FlanT5-XXL	BGE	0.680	0.565	0.501	0.231	0.534	0.216	0.197	0.487	0.436	0.536	0.484	7	
FlanT5-XXL	Contriver	0.687	0.553	0.501	0.236	0.527	0.216	0.197	0.485	0.436	0.535	0.482	5	
Llama 2 7B	BGE	0.663	0.585	0.540	0.259	0.581	0.212	0.194	0.467	0.418	0.503	0.450	0	
Llama 2 7B	Contriver	0.611	0.589	0.547	0.261	0.582	0.216	0.196	0.466	0.417	0.504	0.450	3	

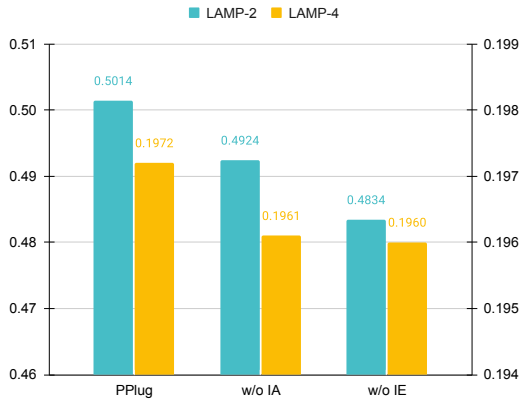


Figure 3: Overall performance of ablation models.

4.5 Further Analysis

We further conduct a series of experiments to validate the effectiveness of our method.

LLM and Encoder Analysis By default, we use FlanT5-XXL and BGE-based as the LLM and encoder. To investigate their impact on the final performance, we conduct more experiments by replacing them with other models. Specifically, we replace the LLM by FlanT5-XL (Chung et al., 2022) and Llama-2 7B Chat (Touvron et al., 2023b) and the encoder model by Contriver (Izacard et al., 2021) and test the performance of these variants. The results are shown in Table 3. We can find: (1) When using FlanT5-XXL as the backbone LLM, PPlug with both BGE-base and Contriver can achieve comparable performance and both of them can outperform previous personalization methods significantly. This result clearly validates the robustness of our method. (2) When using the BGE-base encoder, PPlug’s performance is positively correlated with the size of the LLM (FlanT5-XXL 11B > Llama 2 7B > FlanT5 XL 3B). This result is consistent with the scaling law (Kaplan et al., 2020), where larger models have stronger capabilities and perform better on NLP tasks.

Ablation Study In our proposed PPlug, we design an input-aware personal aggregator that dynamically constructs personal embeddings based on the current task input (Section 3.2). Additionally, we employ an instruction embedding to capture global patterns relevant to specific tasks (Section 3.3). To investigate the effect of these components, we perform an ablation study. Due to limited space, we report the results on two representative tasks: LaMP-2 Personalized Movie Tagging task, LaMP-4 Personalized News Headline Generation task. The performance observed in these tasks is consistent with trends across other tasks. Complete results can be found in Table 3 in Appendix B.2.

(1) **Impact of input-aware attention:** We first remove the input-aware personal aggregator and summarize the personal embedding by averaging the representation of each historical behavior. As shown in Figure 3, this model performs worse than the full PPlug, indicating that the input-aware aggregator can better capture user patterns according to the current input. Nevertheless, it is worth noting that even without this component, PPlug still achieves strong results compared to baselines, suggesting that the user’s overall behavior patterns are crucial for personalized language generation.

(2) **Impact of instruction embedding:** Next, we remove the instruction embedding [I] from the LLM input in Equation (5). Intriguingly, this variant also outperforms baselines, indicating that the primary improvements of the PPlug stem from the personal embedding constructed from the user histories, rather than from the instruction embedding. However, the observed performance decline highlights that the instruction embedding helps the model disentangle global task-related knowledge from user-specific patterns, thereby enhancing personalization performance.

Integration with Retrieval-based Strategy In our experiments, we observe that the retrieval-based personalization methods can yield improve-

Table 3: Performance of PPlug integrated with retrieval.

Dataset	Metric	PPlug	PPlug + Retrieval
LaMP-1	Accuracy \uparrow	0.680	0.687
LaMP-2	Accuracy \uparrow	0.565	0.545
	F1 \uparrow	0.501	0.485
LaMP-3	MAE \downarrow	0.231	0.215
	RMSE \downarrow	0.534	0.506
LaMP-4	ROUGE-1 \uparrow	0.216	0.220
	ROUGE-L \uparrow	0.197	0.203
LaMP-5	ROUGE-1 \uparrow	0.487	0.498
	ROUGE-L \uparrow	0.436	0.448
LaMP-7	ROUGE-1 \uparrow	0.534	0.547
	ROUGE-L \uparrow	0.484	0.495

ments over non-personalization methods. Therefore, we investigate whether integrating our PPlug method with retrieval-based strategies can further enhance performance. Specifically, we first use the BGE-base-en-v1.5 model (Zhang et al., 2023; Xiao et al., 2023) to retrieve the most relevant historical behavior from the user’s history, based on the current input. Then, the retrieved content h_k^u is appended to the input as demonstrations for the LLM to reference for producing personalized outputs. In this manner, the inputs can be formatted as $\mathbf{X}_i^u = [\text{Emb}_{\text{LLM}}(h_k^u); \mathbf{I}; \mathbf{P}^u; \text{Emb}_{\text{LLM}}(x^u)]$. We train the model using the same training data and refer to this model as “PPlug + Retrieval”. The results are shown in Table 3. Overall, the integration of retrieval-based strategies with the PPlug model leads to further performance gains over the original PPlug method. Indeed, PPlug provides a coarse-grained user style embedding, capturing general user habits and preferences. In contrast, retrieval-based methods offer fine-grained, task-specific historical contexts that help retrieve knowledge relevant to the current task. Therefore, combining these approaches allows for more effective personalized generation. This raises a new research question of how to optimize the use of coarse-grained user embeddings versus fine-grained in-context retrieved references, suggesting a promising direction for future research.

History Selection Study As discussed in Section 1, retrieval-based personalization approaches (Salemi et al., 2024b,a) only select historical content most relevant to the current task input to serve as demonstrations for the LLM, which may hinder the model from capturing the user’s broader interests. To explore this, we modify our input-

Table 4: Performance of PPlug selecting only top-4 user histories.

Dataset	Metric	PPlug	PPlug with selection
LaMP-1	Accuracy \uparrow	0.680	0.675
LaMP-2	Accuracy \uparrow	0.565	0.492
	F1 \uparrow	0.501	0.441
LaMP-3	MAE \downarrow	0.231	0.239
	RMSE \downarrow	0.534	0.542
LaMP-4	ROUGE-1 \uparrow	0.216	0.205
	ROUGE-L \uparrow	0.197	0.188
LaMP-5	ROUGE-1 \uparrow	0.487	0.485
	ROUGE-L \uparrow	0.436	0.436
LaMP-7	ROUGE-1 \uparrow	0.534	0.530
	ROUGE-L \uparrow	0.484	0.477

aware personal aggregator module to select only the top-4 history embeddings, \mathbf{h}_i^u , based on their associated weights, w_i , to construct the personal embedding \mathbf{P}^u . This setting is consistent with retrieval-based personalized LLMs, which rely on a small set of top historical behaviors. We refer to this variant as “PPlug with Selection”. The results are presented in Table 4. We can observe that the performance of PPlug model decreases when using only the top-4 history embeddings to build the user’s personal embedding. This suggests that the selective usage of histories can impair the model’s ability to capture general user patterns, leading to sub-optimal outputs. In contrast, aggregating all histories, as in the original PPlug model, provides a more comprehensive representation of the user’s preferences, resulting in improved performance. We further conduct experiments to analyze the impact of the number of selected histories, which can be found in Appendix B.3.

5 Conclusion

In this work, we propose a persona-plugin (PPlug) model for personalized language generation. In PPlug model, we devise a lightweight and plug-and-play user embedder module to encode a user’s all historical behaviors to dense vectors and then aggregate them into one single user personal embedding in an input-aware manner. We believe this distinct personal embedding for each user can represent her general linguistic styles and habits in all histories in specific tasks and guide LLMs to personalize their outputs. Experimental results on the LaMP benchmark show that the proposed PPlug model can significantly outperform existing retrieval-based LLM models.

Limitations

In this study, we propose a novel personalized LLM model that encodes a specific user’s all history into user-specific personal embeddings and attaches it into inputs for LLMs to perform personalization. We admire several limitations in this work for further exploration and investigation.

First, In our PPlug model, we only represent histories at the behavior level. However, some terms and phrases that users frequently use in their histories can also help us to capture general user patterns and styles. A potential future work is to augment the personal embedding from fine-grained term-level information. Second, As we experimented and discussed in Section 4.5, PPlug can be integrated with retrieval-based methods to improve performance. In the future, we can study when to utilize the user embedding and when to use the in-context retrieved references for personalizing LLM-generated outputs.

Ethical Considerations

The LaMP benchmark used in our experiments is publicly available on the Web and does not have privacy concerns. For the applications of personalized language generation, they usually require the collection of user historical data, which may cause privacy leakage problems. Although there may exist risks of abusing and leaking user data in personalization tasks, our proposed PPlug model indeed alleviates or even solves the problems. LLM service providers only need to release the tuned user embedder model to users and users can build and upload their specific personal embeddings by themselves to guide LLMs in providing personalized results. During this process, users do not need to upload their own historical text data. In contrast, previous personalized LLM approaches need to obtain user data for retrieval or tuning.

References

Jinheon Baek, Nirupama Chandrasekaran, Silviu Cucerzan, Allen Herring, and Sujay Kumar Jauhar. 2024. [Knowledge-augmented large language models for personalized contextual query suggestion](#). In *Proceedings of the ACM on Web Conference 2024, WWW 2024, Singapore, May 13-17, 2024*, pages 3355–3366. ACM.

Tom B. Brown, Benjamin Mann, Nick Ryder, Melanie Subbiah, Jared Kaplan, Prafulla Dhariwal, Arvind Neelakantan, Pranav Shyam, Girish Sastry, Amanda

Askeell, Sandhini Agarwal, Ariel Herbert-Voss, Gretchen Krueger, Tom Henighan, Rewon Child, Aditya Ramesh, Daniel M. Ziegler, Jeffrey Wu, Clemens Winter, Christopher Hesse, Mark Chen, Eric Sigler, Mateusz Litwin, Scott Gray, Benjamin Chess, Jack Clark, Christopher Berner, Sam McCandlish, Alec Radford, Ilya Sutskever, and Dario Amodei. 2020. [Language models are few-shot learners](#). In *Advances in Neural Information Processing Systems 33: Annual Conference on Neural Information Processing Systems 2020, NeurIPS 2020, December 6-12, 2020, virtual*.

Konstantina Christakopoulou, Alberto Lalama, Cj Adams, Iris Qu, Yifat Amir, Samer Chucuri, Pierce Vollucci, Fabio Soldo, Dina Bseiso, Sarah Scodel, Lucas Dixon, Ed H. Chi, and Minmin Chen. 2023. [Large language models for user interest journeys](#). *CoRR*, abs/2305.15498.

Hyung Won Chung, Le Hou, Shayne Longpre, Barret Zoph, Yi Tay, William Fedus, Eric Li, Xuezhi Wang, Mostafa Dehghani, Siddhartha Brahma, Albert Webson, Shixiang Shane Gu, Zhuyun Dai, Mirac Suzgun, Xinyun Chen, Aakanksha Chowdhery, Sharan Narang, Gaurav Mishra, Adams Yu, Vincent Y. Zhao, Yanping Huang, Andrew M. Dai, Hongkun Yu, Slav Petrov, Ed H. Chi, Jeff Dean, Jacob Devlin, Adam Roberts, Denny Zhou, Quoc V. Le, and Jason Wei. 2022. [Scaling instruction-finetuned language models](#). *CoRR*, abs/2210.11416.

Markus Freitag and Yaser Al-Onaizan. 2017. [Beam search strategies for neural machine translation](#). In *Proceedings of the First Workshop on Neural Machine Translation, NMT@ACL 2017, Vancouver, Canada, August 4, 2017*, pages 56–60. Association for Computational Linguistics.

Tianyu Gao, Xingcheng Yao, and Danqi Chen. 2021. [Simcse: Simple contrastive learning of sentence embeddings](#). In *Proceedings of the 2021 Conference on Empirical Methods in Natural Language Processing, EMNLP 2021, Virtual Event / Punta Cana, Dominican Republic, 7-11 November, 2021*, pages 6894–6910. Association for Computational Linguistics.

Songwei Ge, Zhicheng Dou, Zhengbao Jiang, Jian-Yun Nie, and Ji-Rong Wen. 2018. Personalizing search results using hierarchical rnn with query-aware attention. *CIKM '18*, page 347–356, New York, NY, USA. Association for Computing Machinery.

Edward J. Hu, Yelong Shen, Phillip Wallis, Zeyuan Allen-Zhu, Yuanzhi Li, Shean Wang, Lu Wang, and Weizhu Chen. 2022. [Lora: Low-rank adaptation of large language models](#). In *The Tenth International Conference on Learning Representations, ICLR 2022, Virtual Event, April 25-29, 2022*. OpenReview.net.

Gautier Izacard, Mathilde Caron, Lucas Hosseini, Sebastian Riedel, Piotr Bojanowski, Armand Joulin, and Edouard Grave. 2021. [Towards unsupervised dense information retrieval with contrastive learning](#). *CoRR*, abs/2112.09118.

- Wang-Cheng Kang and Julian J. McAuley. 2018. [Self-attentive sequential recommendation](#). In *IEEE International Conference on Data Mining, ICDM 2018, Singapore, November 17-20, 2018*, pages 197–206. IEEE Computer Society.
- Jared Kaplan, Sam McCandlish, Tom Henighan, Tom B. Brown, Benjamin Chess, Rewon Child, Scott Gray, Alec Radford, Jeffrey Wu, and Dario Amodei. 2020. [Scaling laws for neural language models](#). *CoRR*, abs/2001.08361.
- Ishita Kumar, Snigdha Viswanathan, Sushrita Yerra, Alireza Salemi, Ryan A. Rossi, Franck Dernoncourt, Hanieh Deilamsalehy, Xiang Chen, Ruiyi Zhang, Shubham Agarwal, Nedim Lipka, and Hamed Zamani. 2024. [Longlamp: A benchmark for personalized long-form text generation](#). *CoRR*, abs/2407.11016.
- Chin-Yew Lin. 2004. Rouge: A package for automatic evaluation of summaries. In *Text summarization branches out*, pages 74–81.
- Jiongnan Liu, Jiajie Jin, Zihan Wang, Jiehan Cheng, Zhicheng Dou, and Ji-Rong Wen. 2023. [RETA-LLM: A retrieval-augmented large language model toolkit](#). *CoRR*, abs/2306.05212.
- Ilya Loshchilov and Frank Hutter. 2019. [Decoupled weight decay regularization](#). In *7th International Conference on Learning Representations, ICLR 2019, New Orleans, LA, USA, May 6-9, 2019*. OpenReview.net.
- John X. Morris, Volodymyr Kuleshov, Vitaly Shmatikov, and Alexander M. Rush. 2023. [Text embeddings reveal \(almost\) as much as text](#). In *Proceedings of the 2023 Conference on Empirical Methods in Natural Language Processing, EMNLP 2023, Singapore, December 6-10, 2023*, pages 12448–12460. Association for Computational Linguistics.
- Christopher Richardson, Yao Zhang, Kellen Gillspeie, Sudipta Kar, Arshdeep Singh, Zeynab Raeesy, Omar Zia Khan, and Abhinav Sethy. 2023. [Integrating summarization and retrieval for enhanced personalization via large language models](#). *CoRR*, abs/2310.20081.
- Stephen E. Robertson and Hugo Zaragoza. 2009. [The probabilistic relevance framework: BM25 and beyond](#). *Found. Trends Inf. Retr.*, 3(4):333–389.
- Alireza Salemi, Surya Kallumadi, and Hamed Zamani. 2024a. [Optimization methods for personalizing large language models through retrieval augmentation](#). In *Proceedings of the 47th International ACM SIGIR Conference on Research and Development in Information Retrieval, SIGIR 2024, Washington DC, USA, July 14-18, 2024*, pages 752–762. ACM.
- Alireza Salemi, Sheshera Mysore, Michael Bendersky, and Hamed Zamani. 2024b. [Lamp: When large language models meet personalization](#). In *Proceedings of the 62nd Annual Meeting of the Association for Computational Linguistics (Volume 1: Long Papers), ACL 2024, Bangkok, Thailand, August 11-16, 2024*, pages 7370–7392. Association for Computational Linguistics.
- Hongjin Su, Weijia Shi, Jungo Kasai, Yizhong Wang, Yushi Hu, Mari Ostendorf, Wen-tau Yih, Noah A. Smith, Luke Zettlemoyer, and Tao Yu. 2023. [One embedder, any task: Instruction-finetuned text embeddings](#). In *Findings of the Association for Computational Linguistics: ACL 2023, Toronto, Canada, July 9-14, 2023*, pages 1102–1121. Association for Computational Linguistics.
- Zhaoxuan Tan, Zheyuan Liu, and Meng Jiang. 2024a. [Personalized pieces: Efficient personalized large language models through collaborative efforts](#). *CoRR*, abs/2406.10471.
- Zhaoxuan Tan, Qingkai Zeng, Yijun Tian, Zheyuan Liu, Bing Yin, and Meng Jiang. 2024b. [Democratizing large language models via personalized parameter-efficient fine-tuning](#). *CoRR*, abs/2402.04401.
- Xiangru Tang, Xingyao Zhang, Yanjun Shao, Jie Wu, Yilun Zhao, Arman Cohan, Ming Gong, Dongmei Zhang, and Mark Gerstein. 2024. [Step-back profiling: Distilling user history for personalized scientific writing](#). *CoRR*, abs/2406.14275.
- Hugo Touvron, Thibaut Lavril, Gautier Izacard, Xavier Martinet, Marie-Anne Lachaux, Timothée Lacroix, Baptiste Rozière, Naman Goyal, Eric Hambro, Faisal Azhar, Aurélien Rodriguez, Armand Joulin, Edouard Grave, and Guillaume Lample. 2023a. [Llama: Open and efficient foundation language models](#). *CoRR*, abs/2302.13971.
- Hugo Touvron, Louis Martin, Kevin Stone, Peter Albert, Amjad Almahairi, Yasmine Babaei, Nikolay Bashlykov, Soumya Batra, Prajjwal Bhargava, Shrutu Bhosale, Dan Bikel, Lukas Blecher, Cristian Canton-Ferrer, Moya Chen, Guillem Cucurull, David Esiohu, Jude Fernandes, Jeremy Fu, Wenyin Fu, Brian Fuller, Cynthia Gao, Vedanuj Goswami, Naman Goyal, Anthony Hartshorn, Saghar Hosseini, Rui Hou, Hakan Inan, Marcin Kardas, Viktor Kerkez, Madian Khabsa, Isabel Kloumann, Artem Korenev, Punit Singh Koura, Marie-Anne Lachaux, Thibaut Lavril, Jenya Lee, Diana Liskovich, Yinghai Lu, Yuning Mao, Xavier Martinet, Todor Mihaylov, Pushkar Mishra, Igor Molybog, Yixin Nie, Andrew Poulton, Jeremy Reizenstein, Rashi Rungta, Kalyan Saladi, Alan Schelten, Ruan Silva, Eric Michael Smith, Ranjan Subramanian, Xiaoqing Ellen Tan, Binh Tang, Ross Taylor, Adina Williams, Jian Xiang Kuan, Puxin Xu, Zheng Yan, Iliyan Zarov, Yuchen Zhang, Angela Fan, Melanie Kambadur, Sharan Narang, Aurélien Rodriguez, Robert Stojnic, Sergey Edunov, and Thomas Scialom. 2023b. [Llama 2: Open foundation and fine-tuned chat models](#). *CoRR*, abs/2307.09288.
- Stanislaw Wozniak, Bartłomiej Koptyra, Arkadiusz Janz, Przemyslaw Kazienko, and Jan Kocon. 2024. [Personalized large language models](#). *CoRR*, abs/2402.09269.

Shitao Xiao, Zheng Liu, Peitian Zhang, and Niklas Muennighoff. 2023. [C-pack: Packaged resources to advance general chinese embedding](#). *CoRR*, abs/2309.07597.

Kai Zhang, Lizhi Qing, Yangyang Kang, and Xiaozhong Liu. 2024. Personalized llm response generation with parameterized memory injection. *arXiv preprint arXiv:2404.03565*.

Peitian Zhang, Shitao Xiao, Zheng Liu, Zhicheng Dou, and Jian-Yun Nie. 2023. [Retrieve anything to augment large language models](#). *CoRR*, abs/2310.07554.

Wayne Xin Zhao, Kun Zhou, Junyi Li, Tianyi Tang, Xiaolei Wang, Yupeng Hou, Yingqian Min, Beichen Zhang, Junjie Zhang, Zican Dong, Yifan Du, Chen Yang, Yushuo Chen, Zhipeng Chen, Jinhao Jiang, Ruiyang Ren, Yifan Li, Xinyu Tang, Zikang Liu, Peiyu Liu, Jian-Yun Nie, and Ji-Rong Wen. 2023. [A survey of large language models](#). *CoRR*, abs/2303.18223.

Yutao Zhu, Huaying Yuan, Shuting Wang, Jiongnan Liu, Wenhan Liu, Chenlong Deng, Zhicheng Dou, and Ji-Rong Wen. 2023. Large language models for information retrieval: A survey. *CoRR*, abs/2308.07107.

Yuchen Zhuang, Haotian Sun, Yue Yu, Rushi Qiang, Qifan Wang, Chao Zhang, and Bo Dai. 2024. [HYDRA: model factorization framework for black-box LLM personalization](#). *CoRR*, abs/2406.02888.

A Dataset Details

Detailed statistics for the six tasks are provided in Table 5. The format of input, output, and user histories of the six tasks are shown in Table 6.

B More Experimental Results

B.1 Overall Results on the Test Set

We show the experimental results on the LaMP benchmark test set in Table 7. Our PPlug model significantly outperforms all previous personalized LLMs in all six tasks. The relative improvements are from 1.5% to 30.0%. The experimental results are consistent with the results on validation set in Section 4.4.

B.2 Complete Ablation Study

We show the complete ablation results on the LaMP benchmark in Table 8. Our PPlug model generally outperforms all ablation models. The experimental results are consistent with the results on validation set in Section 4.5.

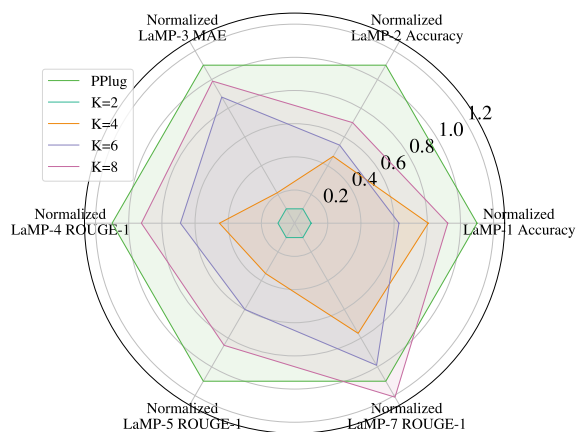


Figure 4: Performance of PPlug selecting only top- K user histories.

B.3 Further History Selection Study

In this section, we further analyze the impact of the number of histories used to build the personal embedding in Section 4.5. Specifically, we modify our input-aware personal aggregator module to utilize only the top- K history embeddings for constructing personal embedding, where K ranges from 2 to 8. For convenient comparison, we normalize the results R on each task by:

$$R_{\text{normalize}} = \frac{R - R_{K=2}}{R_{\text{all}} - R_{K=2}} + \epsilon \quad (7)$$

where R_{all} denotes the result of PPlug model using all histories, $R_{K=2}$ denotes the result of using only top-2 histories. We set $\epsilon = 0.1$. The results are shown in Figure 4.

We can observe that with the number of utilized histories increasing, the performance of the PPlug model keeps rising. However, the performance is consistently lower than PPlug model using all histories except the LaMP-7 Personalized Tweet Paraphrasing task. The reason may be that the user history length is shorter compared with other tasks, thus the selection manipulation may not break the overall user patterns severely but function as a denoising operation.

Table 5: Data statistics of the experimented six tasks in the LaMP benchmark.

Task	Task Type	#Train	#Dev	Input Length	Output Length	History Length	#Classes
LaMP-1	Binary classification	6,542	1,500	51.43 ± 5.70	-	84.15 ± 47.54	2
LaMP-2	Categorical classification	5,073	1,410	92.39 ± 21.95	-	86.76 ± 189.52	15
LaMP-3	Ordinal classification	20,000	2,500	128.18 ± 146.25	-	185.40 ± 129.30	5
LaMP-4	Text generation	12,500	1,500	29.97 ± 12.09	10.07 ± 3.10	204.59 ± 250.75	-
LaMP-5	Text generation	14,682	1,500	162.34 ± 65.62	9.71 ± 3.21	87.88 ± 53.63	-
LaMP-7	Text generation	13,437	1,498	29.72 ± 7.01	16.96 ± 5.67	15.71 ± 14.85	-

Table 6: Format of the input, output, and user histories of six tasks in the LaMP benchmark. *Italic text* will be replaced with realistic data for each task during training and inference.

Task	Input	Output	User History
LaMP-1	For an author who has written the paper with the title “ <i>{title}</i> ”, which reference is related? Just answer with [1] or [2] without explanation. [1]: “ <i>{reference1}</i> ” [2]: “ <i>{reference2}</i> ”	[1]	title: <i>{title}</i> abstract: <i>{abstract}</i>
LaMP-2	Which tag does this movie relate to among the following tags? Just answer with the tag name without further explanation. tags: [sci-fi, based on a book, comedy, action, twist ending, dystopia, ...] description: <i>{movie}</i>	sci-fi	description: <i>{movie}</i> tag: <i>{tag}</i>
LaMP-3	What is the score of the following review on a scale of 1 to 5? Just answer with 1, 2, 3, 4, or 5 without further explanation. review: <i>{review}</i>	3	text: <i>{review}</i> score: <i>{score}</i>
LaMP-4	Generate a headline for the following article: <i>{article}</i>	How I Got 'Rich'	title: <i>{title}</i> text: <i>{article}</i>
LaMP-5	Generate a title for the following abstract of a paper: <i>{abstract}</i>	Distributed Partial Clustering	title: <i>{title}</i> text: <i>{abstract}</i>
LaMP-7	Paraphrase the following tweet without any explanation before or after it: <i>{tweet}</i>	gotta make the most of my last full day in ktown	text: <i>{tweet}</i>

Table 7: Performance of all models on six LaMP tasks on the test set. The best results are in **bold**.

Dataset	Metric	Ad-hoc		Naive RBP		Optimized RBP				PP1ug
		FlanT5-XXL	BM25	Recency	Contriever	ROPG-RL	ROPG-KD	RSPG-Pre	RSPG-Post	
LaMP-1	Accuracy ↑	0.502	0.626	0.622	0.636	0.655	0.668	0.663	0.672	0.700
LaMP-2	Accuracy ↑	0.359	0.387	0.377	0.396	0.391	0.396	0.405	0.430	0.559
	F1 ↑	0.276	0.306	0.295	0.304	0.300	0.306	0.314	0.339	0.495
LaMP-3	MAE ↓	0.308	0.298	0.296	0.299	0.286	0.290	0.282	0.264	0.242
	RMSE ↓	0.611	0.611	0.605	0.616	0.591	0.604	0.585	0.568	0.557
LaMP-4	ROUGE-1 ↑	0.176	0.186	0.189	0.183	0.191	0.187	0.190	0.203	0.211
	ROUGE-L ↑	0.160	0.171	0.173	0.169	0.177	0.172	0.176	0.186	0.193
LaMP-5	ROUGE-1 ↑	0.478	0.477	0.475	0.483	0.475	0.477	0.483	0.480	0.487
	ROUGE-L ↑	0.428	0.427	0.426	0.433	0.427	0.428	0.431	0.429	0.439
LaMP-7	ROUGE-1 ↑	0.449	0.446	0.444	0.440	0.448	0.441	0.450	0.461	0.537
	ROUGE-L ↑	0.396	0.394	0.393	0.390	0.397	0.391	0.400	0.409	0.484

Table 8: Overall performance of ablation models. We use “Acc” to denote Accuracy and “R” to denote ROUGE respectively.

Model	LaMP-1	LaMP-2		LaMP-3		LaMP-4		LaMP-5		LaMP-7		# Best
	Acc ↑	Acc ↑	F1 ↑	MAE ↓	RMSE ↓	R-1 ↑	R-L ↑	R-1 ↑	R-L ↑	R-1 ↑	R-L ↑	
PP1ug	0.6800	0.5652	0.5014	0.2312	0.5337	0.2162	0.1972	0.4869	0.4359	0.5338	0.4836	7
w/o. IE	0.6786	0.5510	0.4834	0.2304	0.5238	0.2142	0.1960	0.4852	0.4350	0.5301	0.4781	2
w/o. IA	0.6786	0.5644	0.4924	0.2320	0.5333	0.2160	0.1961	0.4852	0.4363	0.5351	0.4818	2