

Extract-and-Abstract: Unifying Extractive and Abstractive Summarization within Single Encoder-Decoder Framework

Yuping Wu, Hao Li, Goran Nenadic, Xiao-Jun Zeng*

Department of Computer Science

University of Manchester

{yuping.wu, hao.li-2, gnenadic, x.zeng}@manchester.ac.uk

Abstract

Extract-then-Abstract is a naturally coherent paradigm to conduct abstractive summarization with the help of salient information identified by the extractive model. Previous works that adopt this paradigm train the extractor and abstractor separately and introduce extra parameters to highlight the extracted salients to the abstractor, which results in error accumulation and additional training costs. In this paper, we first introduce a parameter-free highlight method into the encoder-decoder framework: replacing the encoder attention mask with a saliency mask in the cross-attention module to force the decoder to focus only on salient parts of the input. A preliminary analysis compares different highlight methods, demonstrating the effectiveness of our saliency mask. We further propose the novel extract-and-abstract paradigm, EXTABS¹, which jointly and seamlessly performs **Extractive** and **Abstractive** summarization tasks within single encoder-decoder model to reduce error accumulation. In EXTABS, the vanilla encoder is augmented to extract salients, and the vanilla decoder is modified with the proposed saliency mask to generate summaries. Built upon BART and PEGASUS, experiments on three datasets show that EXTABS can achieve superior performance than baselines on the extractive task and performs comparable, or even better than the vanilla models on the abstractive task.

1 Introduction

The automatic text summarization task aims to condense the important information in a given text and form a summary. The extractive and abstractive are the two most common approaches to this task by extracting the most salient textual segments in the text or generating a sequence of words with salient information. With the great success

achieved by Transformer, most of recent extractive and abstractive summarization models (Cheng et al., 2023; Li et al., 2023) are established from pre-trained Transformer-based models, among which, the encoder-decoder architecture dominates.

The extract-then-abstract paradigm takes advantage of the inherent connection between the extractive and abstractive summarization by generating the abstractive summary with the utilization of extracted salient information. Existing works that explore this paradigm generate the summary with either the extractions as input only (Ernst et al., 2022; Lebanoff et al., 2020) or the original input document with extractions highlighted (Bao and Zhang, 2021; Xiong et al., 2022; Dou et al., 2021; Adams et al., 2023) as input. However, on the one hand, these works treat the extractor and abstractor as two functionally independent models which result in duplicate encoding, and most works train them individually, exposing the abstractor to errors accumulated from the extractor. On the other hand, the methods of highlighting extractions in these works inevitably introduce extra learning parameters and result in extra training costs, e.g., highlight embedding layer or extra encoder for extractions.

We first propose a parameter-free highlight method by augmenting attention, i.e., the saliency mask, a mask for salient tokens in the input sequence. By replacing the vanilla encoder attention mask (i.e., the non-padded token mask) with the proposed saliency mask in the cross-attention module, the decoder is forced to only aggregate information from those salient tokens and ignore non-salient ones. As illustrated in Figure 1, the vanilla model tends to be overconfident (sharper attention distribution) when determining the cross-attention values and thus fails to capture salient information with the wrong attention. Whereas with the proposed saliency mask, the model generates a more balanced attention distribution over the explicitly narrowed-down attentive scope. To

*Corresponding Author.

¹Codes available at <https://anonymous.4open.science/r/ExtAbs>.

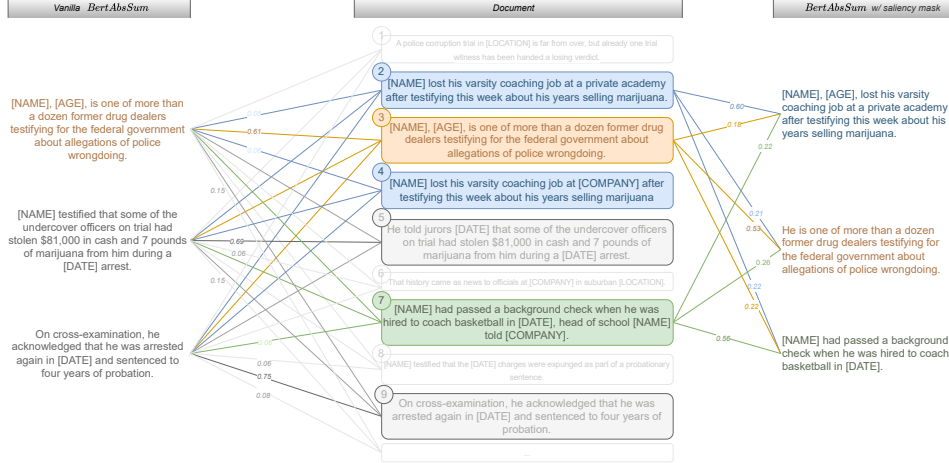


Figure 1: Simplified visualization of the cross-attention values of the first head at the penultimate decoder layer in BERTABSSUM. The attention value between an input sentence and output sentence is calculated by summing token attention in an input sentence for each output token and averaging over the output sentence. Sentences ②, ③ and ⑦ constitute the **reference summary** and each colour represents a piece of salient information.

quantify the effectiveness of the saliency mask, we conduct preliminary analysis on the CNN/DM dataset to compare it with other highlight methods, and the results validate its effectiveness.

Then, we propose the novel extract-and-abstract paradigm EXTABS (depicted in Figure 2), adapting any given encoder-decoder model to perform extractive and abstractive summarization jointly and seamlessly with encoder shared between the extractor and abstractor. In EXTABS, the encoder is augmented by integrating the span extractor to learn text-span representations and a classification layer to perform the extractive classification task. The augmented encoder serves as the extractor to extract salient text spans. Together with the encoder, the decoder serves as the abstractor and is modified by alternating the encoder attention mask with the proposed saliency mask in the cross-attention module. The saliency mask is determined by the extractor’s predicted top- z salient text spans. Jointly training the augmented encoder and decoder enables the extract-and-abstract paradigm within a single encoder-decoder framework, removing the functional independence between the extractor and abstractor, along with duplicate encoding and error accumulation. Experiments are conducted on the CNN/DM, Reddit and PubMed datasets with ROUGE scores and BARTScore as automatic metrics. On CNN/DM, EXTABS generates better abstractive summaries than the vanilla model. On Reddit and PubMed, it achieves the SOTA extractive performance while maintaining a comparable

performance on the abstractive task compared with the vanilla model. Human evaluation also validates the quality of summaries generated by EXTABS.

The contributions of this paper are threefold:

- 1) We propose a parameter-free highlight method for the extract-then-abstract paradigm, i.e., the saliency mask, with preliminary analysis validating its effectiveness.
- 2) We propose EXTABS, a novel extract-and-abstract paradigm, which enhances the vanilla encoder-decoder model to jointly and seamlessly perform extractive and abstractive summarization. In EXTABS, the jointly trained encoder not only mitigates errors that arise from disjoint processing for the abstractor but also improves extractive outputs (saliency masks). By learning from both extractive and abstractive instances and being optimized in a multi-task setting, the encoder achieves a higher standard of encoding performance, leading to better summarization performance.
- 3) The experimental results show that EXTABS achieves superior abstractive performance than the vanilla model on CNN/DM and SOTA extractive performance on both Reddit and PubMed.

2 Related Work

Text Summarization Most previous works about automatic text summarization focus on doing it in

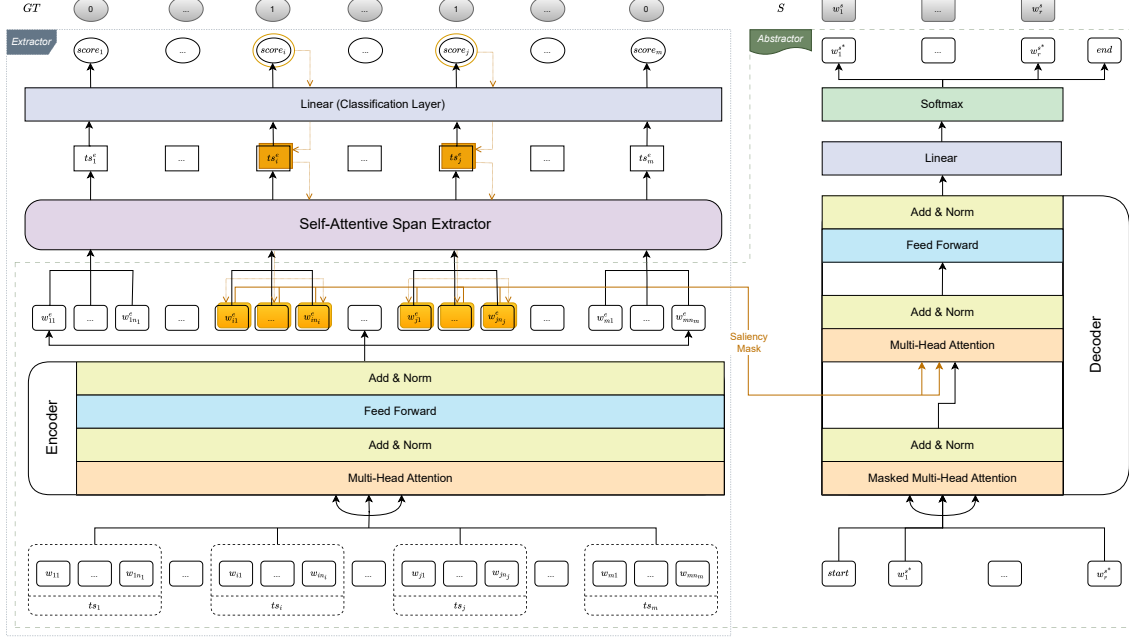


Figure 2: The architecture of the proposed EXTABS. The left part serves as the extractor to perform saliency classification for each textual segment in the document. The right part is the abstractor, which generates a summary based on the encoder output and saliency mask determined by the predicted saliency scores.

only either an extractive or abstractive way. Along with the development of Transformer-based models, the paradigm of fine-tuning a pre-trained language model (PLM) dominates the methods in both ways. PLMs like BERT have been widely adopted as the input encoder for extractive summarization models (Cheng et al., 2023; Ruan et al., 2022; Kwon et al., 2021; Zhong et al., 2020). For abstractive summarization, PLMs such as BART (Lewis et al., 2020), PEGASUS (Zhang et al., 2020a), ProphetNet (Qi et al., 2020) and Longformer (Beltagy et al., 2020) were introduced for the better generation result. Most of the recent abstractive models (Pu et al., 2023; Goyal et al., 2022; Liu et al., 2022; Dou et al., 2021) were built on one of these PLMs with the encoder-decoder architecture.

Extract-then-Abstract Extracting salient information first and then performing abstractive summarization is naturally coherent. Some work (Bao and Zhang, 2021; Xiong et al., 2022; Dou et al., 2021; Ernst et al., 2022; Lebanoff et al., 2020; Adams et al., 2023; Pilault et al., 2020) explored this extract-then-abstract paradigm in a two-step manner, training the extractor and abstractor independently and using extra learning parameters to highlight extractions. Some work (Li et al., 2020; Song et al., 2022) adapted the reinforcement learning to train the extractor by maximizing the reward

derived from the abstractor. Only a few work (Hsu et al., 2018; Mendes et al., 2019) jointly trained the extractor and abstractor. Existing works essentially treat the extractor and abstractor as two functionally independent models.

Exploring the gaps of functional independence and additional highlight parameters in the existing extract-then-abstract paradigm, we develop a unified extract-and-abstract approach that trains the extractor and abstractor within a single encoder-decoder model. Building on the Transformer-based PLM, we introduce a saliency mask to highlight extracted salient information for the abstractor, resulting in an effective parameter-free method.

3 Saliency Mask

Motivation The extract-then-abstract paradigm enhances the abstractive model by highlighting salient information identified by the extractive model, making it valuable to explore the effective highlight method. Some previous works (You et al., 2019; Xu et al., 2020b; Wang et al., 2022) have explored different augmentation methods for the attention mechanism to emphasize tokens of interest such as salient tokens in the input sequence or control tokens. Their experimental results demonstrate the effectiveness of attention augmentation, inspiring us to propose a parameter-free highlight method

by augmenting attention, i.e., saliency mask, the mask for salient tokens in the input sequence. Replacing the vanilla non-padded token mask with the saliency mask in the cross-attention module intuitively highlights salient information without introducing any extra parameters and explicitly forces the decoder to only attend to salient tokens.

Saliency Mask Given an input sequence with n number of tokens, let l denote the list of indices of tokens in the salient parts of the input sequence, i.e., $l = [i, \dots, j, \dots, k]$ where $1 \leq i < j < k \leq n$. The saliency mask $mask \in \mathbb{R}^n$ is derived as follows:

$$mask_i = \begin{cases} 1, & \text{if } i \in l \\ 0, & \text{otherwise} \end{cases} \quad (1)$$

For a given encoder-decoder model, the cross-attention value between the transformed encoder output $K \in \mathbb{R}^{n \times d_k}$ and decoder intermediate output $Q \in \mathbb{R}^{m \times d_k}$ is modified to conduct the element-wise product with the saliency mask, i.e.,

$$attn(Q, K) = softmax(\frac{QK^T}{\sqrt{d_k}}) \odot mask \quad (2)$$

where d_k is the dimension of Q and K and m is the number of tokens in the decoded sequence. For the calculative consistency, the size of $mask$ is repeatedly expanded to be $\mathbb{R}^{m \times n}$. As a result, the cross-attention module outputs

$$Attention(Q, K, V) = attn(Q, K)V \quad (3)$$

Sentence-level and EDU-level Saliency Mask

Depending on the text granularity, the salient parts are not necessarily the same for a document. The two most common text granularities used in the summarization task are the sentence and sub-sentence, such as the Elementary Discourse Unit (EDU). EDU is defined as the terminal node in the Rhetorical Structure Theory (RST) (Mann and Thompson, 1988) and has been widely applied in summarization models (Pu et al., 2023; Adams et al., 2023; Wu et al., 2023; Xu et al., 2020a). It is evidenced by previous works that EDUs provide more fine-grained information than sentences for a summarizer. Therefore, we propose EDU-level and sentence-level saliency masks derived from salient EDUs and sentences, respectively.

Preliminary Analysis To verify the effectiveness of the proposed saliency mask, we conduct a preliminary analysis of the CNN/DM dataset to compare it with other highlight methods. The baseline

Method	ROUGE-1	ROUGE-2	ROUGE-L
BERTSUMABS	41.24	18.80	38.24
GSUM [†]	55.18	32.54	52.06
CONTEXTREWRITER [†]	52.57	29.71	49.69
EDUREWRITER [†]	54.49	31.76	51.79
Saliency Mask (sentence)	52.63	29.93	49.66
Saliency Mask (EDU)	57.27	34.22	54.23

Table 1: Results of different salient information highlight methods for model BERTSUMABS. F1 scores are reported. [†] indicates that the results are copied from the corresponding original paper.

highlight methods include CONTEXTREWRITER (Bao and Zhang, 2021) and EDUREWRITER (Xiong et al., 2022) which introduce additional group tag embedding layer for salient tokens, and GSUM (Dou et al., 2021) which incorporates an additional encoder for the salients. Following these previous works, a greedy selection algorithm is applied to determine the salients in a document by greedily maximizing the ROUGE scores between the selected salients and the reference summary (pseudo-code in Appendix A). For a fair comparison, all methods are evaluated on BERTSUMABS (Liu and Lapata, 2019) with the pre-trained BERT-base as the encoder and 6 Transformer decoder layers as the decoder. Notably, EDUREWRITER highlights EDU-level salients while the other two highlight at sentence level.

As shown in Table 1, our proposed EDU-level saliency mask outperforms all three other highlight methods and the sentence-level saliency mask on ROUGE scores. Moreover, the saliency mask significantly outperforms the vanilla mask, where the whole input sequence is attended. The results demonstrate that our proposed highlight method better boosts abstractive model performance without introducing extra learning parameters.

4 EXTABS

4.1 Problem Formulation

Given a document D consisting of m textual segments and the i -th textual segment contains n_i words, i.e., $D = [ts_1, \dots, ts_m]$ and $ts_i = [w_{i1}, \dots, w_{in_i}]$, and a base model \mathcal{M} with encoder-decoder architecture, the aim is to modify \mathcal{M} to derive an extractive summary and an abstractive summary, i.e., $S_{ext}^* = [ts_i, \dots, ts_j, \dots, ts_k]$ where $1 \leq i < j < k \leq m$ and $S_{abs}^* = [w_1^s, \dots, w_r^s]$.

Additionally, let \mathcal{S} denote the human-written reference summary for D with r words, i.e., $\mathcal{S} = [w_1^s, \dots, w_r^s]$. The set of ground truth labels for

each textual segment could be derived from \mathcal{S} , i.e., $GT = [gt_1, \dots, gt_m]$, via the same greedy algorithm as applied in Section 3. If ts_i is selected by the algorithm, $gt_i = 1$; otherwise, $gt_i = 0$.

4.2 Model

As illustrated in Figure 2, the proposed model EXTABS (pseudo-code in Appendix B) has two modules. In the extractor, the entire input sequence goes through the encoder in \mathcal{M} to get contextual representations for input tokens, and the self-attentive span extractor aggregates token representations to derive representations for each textual segment. Then, the classification layer predicts saliency scores for each textual segment. In the abstractor, a saliency mask is first generated for those textual segments with top- z highest saliency scores. Then, the decoder generates summary tokens auto-regressively but attends to the input sequence based on the saliency mask. The extractive summary is formed with the textual segments with top- k saliency scores, and the abstractive summary is the sequence generated by the decoder.

Extractor Given a document, the encoder in \mathcal{M} takes D as input and outputs hidden states as contextual representations for each token in D :

$$\{w_{11}^e, \dots, w_{1n_1}^e, \dots, w_{m1}^e, \dots, w_{mn_m}^e\} = \mathcal{M}_{enc}(D) \quad (4)$$

Following previous works that formulate the extractive task as sequence labelling, we introduce the span aggregation and classification layers. A self-attentive span extractor is applied to aggregate token representations for each textual segment based on the predicted token attentions, where a feed-forward network (FFN) calculates an attention score for each token and the softmax layer normalizes the scores, i.e.,

$$\alpha_{ij} = \frac{\exp(\text{FFN}(w_{ij}^e))}{\sum_{k=1}^{n_i} \exp(\text{FFN}(w_{ik}^e))} \quad (5)$$

$$ts_i^e = \sum_{j=1}^{n_i} \alpha_{ij} w_{ij}^e \quad (6)$$

Lastly, the linear classification layer with the sigmoid function σ and trainable parameters W^c predicts a saliency score for each textual segment, i.e.,

$$\text{score}_i = \sigma(W^c ts_i^e) \quad (7)$$

After ranking the predicted saliency scores, those textual segments with top- k highest scores

are concatenated in the order they appear in the document to form the extractive summary, i.e.,

$$\mathcal{S}_{ext}^* = [ts_{i_1}, \dots, ts_{i_j}, \dots, ts_{i_k}] \quad (8)$$

where $i_j \leq m$ and $\text{score}_{i_j} \in \text{top-}k(\text{score})$, $j = 1, 2, \dots, k$.

Abstractor Following the convention of auto-regressive generation, the decoder in \mathcal{M} generates a probability distribution $\mathbf{P}(w_t)$ over the pre-defined vocabulary at the t -th decoding step based on the encoder’s hidden states of the input sequence and the previously decoded tokens. A token w_t^* is sampled from the dictionary based on $\mathbf{P}(w_t)$ according to a specific decoding strategy. Differently, the vanilla encoder mask in the cross-attention module is replaced with a saliency mask, i.e.,

$$\mathbf{P}(w_t | \mathbf{w}_{<t}^*, \text{mask}) = \mathcal{M}_{dec}([w_{11}^e, \dots, w_{mn_m}^e], \text{mask}, \mathbf{w}_{<t}^{s*}) \quad (9)$$

During training, mask is determined like the preliminary analysis described in Section 3, i.e., the greedily selected salients based on reference summary. When conducting inference, mask is determined by the predicted saliency scores, i.e.,

$$\text{mask}_{ij} = \begin{cases} 1, & \text{if } \text{score}_i \in \text{top-}z(\text{score}) \\ & \text{and } j = 1, 2, \dots, n_i \\ 0, & \text{otherwise} \end{cases} \quad (10)$$

4.3 Loss Function

A multi-task objective is adapted as the loss function \mathcal{L} to train the model on both tasks jointly. The binary cross entropy between the predicted scores and ground truth labels is minimized for the extractive task, and the negative log-likelihood of the reference summary is minimized for the abstractive task. To stabilize the training, we additionally introduce the Kullback–Leibler (KL) divergence loss as a regularizer to prevent the large divergence caused by the saliency mask. The loss function is formulated as below.

$$\mathcal{L}_{ext} = -\sum_{i=1}^m (gt_i \log(\text{score}_i) + (1 - gt_i) \log(1 - \text{score}_i)) \quad (11)$$

$$\mathcal{L}_{abs} = -\sum_{i=1}^r \log P(w_i^s | \mathbf{w}_{<i}^s, \text{mask}) \quad (12)$$

$$\mathcal{L}_{KL} = \sum_{i=1}^r KL(\mathbf{P}(w_i | \mathbf{w}_{<i}, \text{mask}) \parallel \mathbf{P}(w_i | \mathbf{w}_{<i}^s)) \quad (13)$$

$$\mathcal{L} = \alpha \mathcal{L}_{ext} + \beta \mathcal{L}_{abs} + \gamma \mathcal{L}_{KL} \quad (14)$$

where α, β and γ are hyperparameters to balance the three terms.

Dataset	Model	Top	ROUGE-1	ROUGE-2	ROUGE-L	BERTScore	BARTScore
CNN/DM	Extractive SOTA [†]	-	44.80	21.66	42.56	-	-
	MATCHSUM [†]	-	44.41	20.86	40.55	-	-
	EXTRACTOR(BART)	$k=7$	43.90	21.49	41.71	0.86	-4.40
	EXTRACTOR(PEGASUS)	$k=7$	43.75	21.40	41.58	0.86	-4.39
	EXTABS(BART)-ext	$k=7$	43.96	21.59	41.78	0.86	-4.37
	EXTABS(PEGASUS)-ext	$k=7$	44.04	21.55	41.88	0.86	-4.41
	BART (ours)	-	44.31	21.34	41.36	0.88	-4.44
	PEGASUS (ours)	-	43.67	20.96	40.74	0.88	-4.42
	GSUM [†]	-	45.94	22.32	42.48	-	-
	GSUM (ours)	-	45.69	22.28	42.38	0.89	-4.11
	EDUREWRITER [†]	-	43.09	20.24	40.52	-	-
	CONTEXTREWRITER [†]	-	43.52	20.57	40.56	-	-
	EXTABS(BART)-abs	$z=8$	<u>45.31</u>	21.84	<u>42.28</u>	<u>0.88</u>	<u>-4.25</u>
	EXTABS(PEGASUS)-abs	$z=8$	45.06	<u>22.02</u>	42.09	0.88	-4.35
Reddit	Extractive SOTA [†]	-	27.01	7.06	22.70	-	-
	MATCHSUM [†]	-	25.09	6.17	20.13	-	-
	EXTRACTOR(BART)	$k=5$	27.94	7.63	23.59	0.84	-4.96
	EXTRACTOR(PEGASUS)	$k=5$	28.05	7.50	23.56	0.84	-4.98
	EXTABS(BART)-ext	$k=5$	28.51	8.10	23.99	0.84	-4.95
	EXTABS(PEGASUS)-ext	$k=5$	28.00	7.73	23.52	0.84	-4.98
	BART (ours)	-	33.01	<u>11.63</u>	<u>26.93</u>	0.88	<u>-4.70</u>
	PEGASUS (ours)	-	31.52	11.13	25.83	0.88	-4.77
	GSUM [†]	-	34.52	12.71	27.58	-	-
	EXTABS(BART)-abs	$z=8$	<u>33.42</u>	11.41	26.68	0.88	-4.49
	EXTABS(PEGASUS)-abs	$z=8$	31.84	10.16	25.41	0.88	-4.73
PubMed	Extractive SOTA [†]	-	43.08	16.71	38.30	-	-
	MATCHSUM [†]	-	41.21	14.91	36.75	-	-
	EXTRACTOR(BART)	$k=22$	43.48	17.27	40.72	0.85	-4.56
	EXTRACTOR(PEGASUS)	$k=22$	43.54	17.22	40.78	0.85	-4.56
	EXTABS(BART)-ext	$k=22$	43.48	17.29	40.73	0.85	-4.56
	EXTABS(PEGASUS)-ext	$k=22$	43.71	17.42	40.93	0.85	-4.55
	BART (ours)	-	43.57	<u>16.47</u>	<u>40.17</u>	0.86	<u>-4.63</u>
	PEGASUS (ours)	-	43.41	<u>17.13</u>	39.93	0.86	-4.64
	GSUM [†]	-	45.09	16.72	41.32	-	-
	EXTABS(BART)-abs	$z=25$	<u>43.90</u>	16.12	<u>40.49</u>	0.86	<u>-4.41</u>
	EXTABS(PEGASUS)-abs	$z=25$	43.61	17.26	40.16	0.86	-4.39

Table 2: Experimental results on test sets of three datasets. EXTABS(*) refers to our adapted version of the corresponding vanilla encoder-decoder model *. ext and abs refer to the extractive and abstractive results, respectively. [†] indicates that the results are copied from the corresponding original paper. k and z refer to the number of extracted textual segments for extractive summary and saliency mask, respectively, determined by validation sets. The **best** and second scores within each block are bold and underlined, respectively.

5 Experiments

5.1 Experimental Setup

Datasets **CNN/DailyMail** (CNN/DM) (Hermann et al., 2015) is a widely used dataset for summarization tasks. Each news article comes with several highlight sentences written by humans as the reference summary in the dataset. **Reddit** (Kim et al., 2019) is crawled from the social media forum Reddit where the content in the crawled post and TL;DR are treated as the document and reference summary, respectively. **PubMed** (Cohan et al., 2018) is collected from the scientific paper repository PubMed.com, where the abstract is taken as

the reference summary. Following Zhong et al. (2020), we use the truncated version of PubMed with the introduction section in the paper as the document. The detailed statistics about the three datasets are listed in Appendix C.

Baselines **BART** (Lewis et al., 2020) and **PEGASUS** (Zhang et al., 2020a) are the two most widely adopted pre-trained encoder-decoder models for abstractive summarization, and our proposed EXTABS is built upon them. We also include the **EXTRACTOR** in EXTABS built upon their encoders only as extractive baselines. **CONTEXTREWRITER** (Bao and Zhang, 2021)

and **EDUREWRITER** (Xiong et al., 2022) are two extract-then-abstract models with the same highlight method but the former one highlights at sentence level, while the latter one highlights EDUs. **GSUM** (Dou et al., 2021) extends BART with an extra encoder for highlighting purposes and achieves superior performance on multiple datasets. Notably, GSUM serves as the abstractor in the extract-then-abstract paradigm only when it takes the extracted sentences as guidance. **MATCHSUM** (Zhong et al., 2020) is the extractor of salient sentences used in GSUM. **EDU-VL** (Wu et al., 2023) is an extractive model that extracts EDUs from the input document and achieves SOTA results on CNN/DM and Reddit. **MEMSUM** (Gu et al., 2022) is a reinforcement learning-based extractive model, achieving SOTA performance on PubMed. We also include **GPT-4** (Achiam et al., 2023) as a strong LLM baseline by following Zhang et al. (2023)’s work to prompt it to perform extractive, abstractive and extract-then-abstract summarization tasks on a randomly selected subset for each dataset.

Evaluation Metrics Automatic and human evaluations are conducted to evaluate the model performance comprehensively. The automatic evaluation metrics include ROUGE-1/2/L (Lin, 2004), BERTScore² (Zhang et al., 2020b) and BARTScore³ (Yuan et al., 2021) to measure from lexical and semantic perspectives. Human evaluation metrics include factuality, informativeness and ranking.

Implementation Details All models are trained using Pytorch on up to four A100 80G GPUs. The checkpoint with the best ROUGE-L score on the validation set is taken as the final model for each experiment. More implementation details about hyperparameters are provided in Appendix D.

5.2 Results

Main experimental results are presented in Table 2, and the corresponding statistical significance test to determine if an improvement is significant is presented in Appendix E. The BERTScore for all models are very close to each other; therefore, we will ignore them from the discussion.

Main Results On CNN/DM, while the proposed EXTABS(*) underperforms the SOTA ex-

²ROUGE scores and BERTScore are calculated by the HF library <https://huggingface.co/evaluate-metric>. In this work, the ROUGE-LSum score is reported to align with previous works. F1 score is reported.

³We use the trained ParaBank version BARTScore.

Model	Task	R-1	R-2	R-L	BS
CNN/DailyMail					
EXTABS	ext	42.99	19.70	40.67	-4.43
	abs	44.26	21.31	41.82	-4.31
GPT-4	ext	<u>38.60</u>	<u>14.65</u>	<u>32.07</u>	<u>-4.89</u>
	abs	36.17	12.68	28.45	<u>-4.80</u>
	ext-abs	35.13	12.16	27.73	-4.92
Reddit					
EXTABS	ext	27.80	9.08	23.87	-4.86
	abs	34.40	12.31	26.86	-4.64
GPT-4	ext	<u>26.94</u>	<u>6.83</u>	<u>19.40</u>	<u>-4.95</u>
	abs	25.97	<u>6.97</u>	18.63	-4.95
	ext-abs	24.01	5.18	16.99	-5.15
PubMed					
EXTABS	ext	44.79	18.47	42.09	-4.58
	abs	44.72	17.33	40.98	-4.67
GPT-4	ext	<u>40.86</u>	<u>14.62</u>	<u>32.19</u>	<u>-5.11</u>
	abs	37.30	11.47	29.28	-5.25
	ext-abs	40.16	12.62	31.06	-5.14

Table 3: Results on 50 randomly sampled instances from test sets. Here BS refers to BARTScore.

tractive model on all ROUGE scores, it significantly outperforms MATCHSUM on ROUGE-2/L. In the abstractive task, EXTABS(BART) and EXTABS(PEGASUS) significantly outperform their vanilla counterparts on all ROUGE scores. EXTABS(*) also surpasses other extract-then-abstract models like EDUREWRITER and CONTEXTREWRITER. Though GSUM achieves the best results, it is noteworthy that GSUM primarily focuses on abstractive performance, whereas EXTABS seamlessly unifies extractive and abstractive summarization within a single model. On Reddit and PubMed, EXTABS(*) outperforms the SOTA extractive model and significantly outperforms MATCHSUM on all ROUGE scores, while achieving comparable scores to the vanilla abstractive baseline, i.e., the scores on some metrics are higher while some are lower. Besides, varying degrees of improvement are observed when comparing EXTABS(*) to the corresponding EXTRACTOR(*) across three datasets, indicating that joint training enhances extractive performance.

GPT-4 Results As shown in Table 3, GPT-4 underperforms EXTABS(BART) on all extractive-only, abstractive-only and extract-then-abstract settings on all metrics.

Discussion We attribute the inconsistent abstractive performance of EXTABS across the three datasets to the quality of extractive summaries from the extractor and the potential boost from the proposed saliency mask. The average ROUGE score

Hyperparameter	Task	R-1	R-2	R-L	BS
EXTABS(BART)	ext	43.96	21.59	41.78	-4.37
	abs	45.31	21.84	42.28	-4.25
input = sentences	ext	43.47	20.82	39.95	-4.44
	abs	45.14	21.80	42.08	-4.26
$\alpha = 50$	ext	44.07	21.62	41.86	-4.38
	abs	45.01	21.60	41.98	-4.28
w/o <i>mask</i>	ext	42.82	20.51	40.70	-4.41
	abs	44.78	21.59	41.72	-4.26

Table 4: Results of the ablation analysis on the proposed EXTABS(BART) with different input granularities and α values, with and without saliency mask.

gain is significantly higher on CNN/DM (13.35) than on Reddit (6.22) and PubMed (2.24) when inferring with saliency mask derived from the reference summary, suggesting a larger potential boost on CNN/DM. The comparable abstractive performance of EXTABS on Reddit is likely due to lower extractive summary quality, while PubMed shows less potential boost from the saliency mask. More details are provided in Appendix F.

5.3 Ablation Analysis

Results of ablation analysis are shown in Table 4.

Granularity of Highlighted Information The sentence-level EXTABS(BART), using sentences as textual segments, is trained to compare with the EDU-level one. Abstractive summaries generated by the sentence-level model achieve scores comparable to those of the EDU-level model. However, there is a significant decrease in all ROUGE scores and BARTScore for extractive summaries derived from the sentence-level model. This observation echoes the conclusion drawn by Li et al. (2016) and Wu et al. (2023), i.e., EDU is a better text unit for extractive summarization.

Extractive vs. Abstractive We further tune the hyperparameter α to validate the influence made by the loss function. The increase of α (weight of extractive loss) results in better scores for the extractive summary while lower scores for the abstractive summary. The result suggests a tradeoff between extractive and abstractive summarization performances within one single model.

Saliency Mask To validate the effectiveness of the proposed saliency mask in EXTABS, we compare model performance with and without the proposed saliency mask. It is observed that there is a decrease in all four metrics for both extractive and

Model	Fact.	Info.	Ranking
BART	0.80	0.20	2.20
EXTABS(BART)-ext	1.00	0.37	2.07
EXTABS(BART)-abs	0.70	0.37	1.73

Table 5: Human evaluation results on sampled instances.

abstractive summaries, demonstrating the necessity of the saliency mask.

5.4 Human Evaluation

We randomly sample 30 CNN/DM test instances to compare summaries generated by the baseline BART and our proposed EXTABS(BART). Annotators are asked to rate either 0 or 1 to indicate whether the generated summary is faithful to the source document (factuality) and contains all salient information from the reference summary (informativeness), and rank among the three summaries for the overall quality of a summary. Table 5 presents the averaged human evaluation results. Firstly, the extractive summaries are entirely factual, while varying degrees of hallucination are observed in abstractive summaries, aligning with expectations for extractive summaries. Secondly, informativeness scores are relatively low across all summary types, indicating the challenge of comprehensively capturing all salient information. Overall, abstractive summaries generated by our proposed EXTABS(BART) achieve the lowest ranking value, suggesting annotators’ preference over the baseline. Additional evaluation results from GPT-4 of these samples on more aspects are in Appendix G.

6 Conclusion

In this paper, we discover and highlight the importance of highlighting salient information in the extract-then-abstract paradigm by applying the saliency mask in the decoder of the abstractor. Our proposed saliency mask is parameter-free and achieves higher ROUGE scores than other highlight methods. Then, we propose EXTABS, an extract-and-abstract framework to unify any encoder-decoder model to jointly and seamlessly perform extractive and abstractive summarization tasks. In EXTABS, the encoder is augmented and serves as the extractor, and the decoder along with the encoder serves as the abstractor. Our experiments on Reddit and PubMed demonstrate that the proposed method generates better extractive summaries and performs comparable, or even better than the vanilla model on the abstractive task.

7 Limitations

Firstly, the proposed EXTABS has only been tested on BART and PEGASUS, but we acknowledge that there are other widely used pre-trained encoder-decoder models, such as the T5 family. It could be worthwhile to conduct experiments with more baseline models given sufficient time and resources. Secondly, the proposed highlight method, i.e., saliency mask, can only be applied to the encoder-decoder models and cannot be extended to the decoder-only models directly, e.g., the GPT family. Considering the recent popularity of the decoder-only model, it is worth exploring a compatible way for the decoder-only models, such as integrating the saliency mask with the original self-attention mask. We leave such exploration for future work.

References

- Josh Achiam, Steven Adler, Sandhini Agarwal, Lama Ahmad, Ilge Akkaya, Florencia Leoni Aleman, Diogo Almeida, Janko Altenschmidt, Sam Altman, Shyamal Anadkat, et al. 2023. Gpt-4 technical report. *arXiv preprint arXiv:2303.08774*.
- Griffin Adams, Alex Fabbri, Faisal Ladhak, Noémie Elhadad, and Kathleen McKeown. 2023. [Generating EDU extracts for plan-guided summary re-ranking](#). In *Proceedings of the 61st Annual Meeting of the Association for Computational Linguistics (Volume 1: Long Papers)*, pages 2680–2697, Toronto, Canada. Association for Computational Linguistics.
- Guangsheng Bao and Yue Zhang. 2021. Contextualized rewriting for text summarization. In *Proceedings of the AAAI Conference on Artificial Intelligence*, volume 35, pages 12544–12553.
- Iz Beltagy, Matthew E. Peters, and Arman Cohan. 2020. [Longformer: The long-document transformer](#). *CoRR*, abs/2004.05150.
- Xiaoxia Cheng, Yongliang Shen, and Weiming Lu. 2023. [A set prediction network for extractive summarization](#). In *Findings of the Association for Computational Linguistics: ACL 2023*, pages 4766–4777, Toronto, Canada. Association for Computational Linguistics.
- Arman Cohan, Franck Dernoncourt, Doo Soon Kim, Trung Bui, Seokhwan Kim, Walter Chang, and Nazli Goharian. 2018. [A discourse-aware attention model for abstractive summarization of long documents](#). In *Proceedings of the 2018 Conference of the North American Chapter of the Association for Computational Linguistics: Human Language Technologies, Volume 2 (Short Papers)*, pages 615–621, New Orleans, Louisiana. Association for Computational Linguistics.
- Zi-Yi Dou, Pengfei Liu, Hiroaki Hayashi, Zhengbao Jiang, and Graham Neubig. 2021. [GSum: A general framework for guided neural abstractive summarization](#). In *Proceedings of the 2021 Conference of the North American Chapter of the Association for Computational Linguistics: Human Language Technologies*, pages 4830–4842, Online. Association for Computational Linguistics.
- Ori Ernst, Avi Caciularu, Ori Shapira, Ramakanth Pasunuru, Mohit Bansal, Jacob Goldberger, and Ido Dagan. 2022. [Proposition-level clustering for multi-document summarization](#). In *Proceedings of the 2022 Conference of the North American Chapter of the Association for Computational Linguistics: Human Language Technologies*, pages 1765–1779, Seattle, United States. Association for Computational Linguistics.
- Tanya Goyal, Nazneen Rajani, Wenhao Liu, and Wojciech Kryscinski. 2022. [HydraSum: Disentangling style features in text summarization with multi-decoder models](#). In *Proceedings of the 2022 Conference on Empirical Methods in Natural Language Processing*, pages 464–479, Abu Dhabi, United Arab Emirates. Association for Computational Linguistics.
- Nianlong Gu, Elliott Ash, and Richard Hahnloser. 2022. [MemSum: Extractive summarization of long documents using multi-step episodic Markov decision processes](#). In *Proceedings of the 60th Annual Meeting of the Association for Computational Linguistics (Volume 1: Long Papers)*, pages 6507–6522, Dublin, Ireland. Association for Computational Linguistics.
- Karl Moritz Hermann, Tomáš Kočiský, Edward Grefenstette, Lasse Espeholt, Will Kay, Mustafa Suleyman, and Phil Blunsom. 2015. Teaching machines to read and comprehend. In *Proceedings of the 28th International Conference on Neural Information Processing Systems - Volume 1, NIPS’15*, page 1693–1701, Cambridge, MA, USA. MIT Press.
- Wan-Ting Hsu, Chieh-Kai Lin, Ming-Ying Lee, Kerui Min, Jing Tang, and Min Sun. 2018. [A unified model for extractive and abstractive summarization using inconsistency loss](#). In *Proceedings of the 56th Annual Meeting of the Association for Computational Linguistics (Volume 1: Long Papers)*, pages 132–141, Melbourne, Australia. Association for Computational Linguistics.
- Byeongchang Kim, Hyunwoo Kim, and Gunhee Kim. 2019. [Abstractive summarization of Reddit posts with multi-level memory networks](#). In *Proceedings of the 2019 Conference of the North American Chapter of the Association for Computational Linguistics: Human Language Technologies, Volume 1 (Long and Short Papers)*, pages 2519–2531, Minneapolis, Minnesota. Association for Computational Linguistics.
- Jingun Kwon, Naoki Kobayashi, Hidetaka Kamigaito, and Manabu Okumura. 2021. [Considering nested tree structure in sentence extractive summarization with pre-trained transformer](#). In *Proceedings of the*

- 2021 *Conference on Empirical Methods in Natural Language Processing*, pages 4039–4044, Online and Punta Cana, Dominican Republic. Association for Computational Linguistics.
- Logan Lebanoff, Franck Dernoncourt, Doo Soon Kim, Walter Chang, and Fei Liu. 2020. [A cascade approach to neural abstractive summarization with content selection and fusion](#). In *Proceedings of the 1st Conference of the Asia-Pacific Chapter of the Association for Computational Linguistics and the 10th International Joint Conference on Natural Language Processing*, pages 529–535, Suzhou, China. Association for Computational Linguistics.
- Mike Lewis, Yinhan Liu, Naman Goyal, Marjan Ghazvininejad, Abdelrahman Mohamed, Omer Levy, Veselin Stoyanov, and Luke Zettlemoyer. 2020. [BART: Denoising sequence-to-sequence pre-training for natural language generation, translation, and comprehension](#). In *Proceedings of the 58th Annual Meeting of the Association for Computational Linguistics*, pages 7871–7880, Online. Association for Computational Linguistics.
- Hao Li, Viktor Schlegel, Riza Batista-Navarro, and Goran Nenadic. 2023. [Do you hear the people sing? key point analysis via iterative clustering and abstractive summarisation](#). In *Proceedings of the 61st Annual Meeting of the Association for Computational Linguistics (Volume 1: Long Papers)*, pages 14064–14080, Toronto, Canada. Association for Computational Linguistics.
- Junyi Jessy Li, Kapil Thadani, and Amanda Stent. 2016. [The role of discourse units in near-extractive summarization](#). In *Proceedings of the 17th Annual Meeting of the Special Interest Group on Discourse and Dialogue*, pages 137–147, Los Angeles. Association for Computational Linguistics.
- Zhenwen Li, Wenhao Wu, and Sujian Li. 2020. [Composing elementary discourse units in abstractive summarization](#). In *Proceedings of the 58th Annual Meeting of the Association for Computational Linguistics*, pages 6191–6196, Online. Association for Computational Linguistics.
- Chin-Yew Lin. 2004. [ROUGE: A package for automatic evaluation of summaries](#). In *Text Summarization Branches Out*, pages 74–81, Barcelona, Spain. Association for Computational Linguistics.
- Yang Liu and Mirella Lapata. 2019. [Text summarization with pretrained encoders](#). In *Proceedings of the 2019 Conference on Empirical Methods in Natural Language Processing and the 9th International Joint Conference on Natural Language Processing (EMNLP-IJCNLP)*, pages 3730–3740, Hong Kong, China. Association for Computational Linguistics.
- Yixin Liu, Pengfei Liu, Dragomir Radev, and Graham Neubig. 2022. [BRIO: Bringing order to abstractive summarization](#). In *Proceedings of the 60th Annual Meeting of the Association for Computational Linguistics (Volume 1: Long Papers)*, pages 2890–2903, Dublin, Ireland. Association for Computational Linguistics.
- William C. Mann and Sandra A. Thompson. 1988. [Rhetorical Structure Theory: Toward a functional theory of text organization](#). *Text-interdisciplinary Journal for the Study of Discourse*, 8(3):243–281.
- Afonso Mendes, Shashi Narayan, Sebastião Miranda, Zita Marinho, André F. T. Martins, and Shay B. Cohen. 2019. [Jointly extracting and compressing documents with summary state representations](#). In *Proceedings of the 2019 Conference of the North American Chapter of the Association for Computational Linguistics: Human Language Technologies, Volume 1 (Long and Short Papers)*, pages 3955–3966, Minneapolis, Minnesota. Association for Computational Linguistics.
- Jonathan Pilault, Raymond Li, Sandeep Subramanian, and Chris Pal. 2020. [On extractive and abstractive neural document summarization with transformer language models](#). In *Proceedings of the 2020 Conference on Empirical Methods in Natural Language Processing (EMNLP)*, pages 9308–9319, Online. Association for Computational Linguistics.
- Dongqi Pu, Yifan Wang, and Vera Demberg. 2023. [Incorporating distributions of discourse structure for long document abstractive summarization](#). In *Proceedings of the 61st Annual Meeting of the Association for Computational Linguistics (Volume 1: Long Papers)*, pages 5574–5590, Toronto, Canada. Association for Computational Linguistics.
- Weizhen Qi, Yu Yan, Yeyun Gong, Dayiheng Liu, Nan Duan, Jiusheng Chen, Ruofei Zhang, and Ming Zhou. 2020. [ProphetNet: Predicting future n-gram for sequence-to-sequence pre-training](#). In *Findings of the Association for Computational Linguistics: EMNLP 2020*, pages 2401–2410, Online. Association for Computational Linguistics.
- Qian Ruan, Malte Ostendorff, and Georg Rehm. 2022. [HiStruct+: Improving extractive text summarization with hierarchical structure information](#). In *Findings of the Association for Computational Linguistics: ACL 2022*, pages 1292–1308, Dublin, Ireland. Association for Computational Linguistics.
- Chenhui Shen, Liying Cheng, Xuan-Phi Nguyen, Yang You, and Lidong Bing. 2023. [Large language models are not yet human-level evaluators for abstractive summarization](#). In *Findings of the Association for Computational Linguistics: EMNLP 2023*, pages 4215–4233, Singapore. Association for Computational Linguistics.
- Yun-Zhu Song, Yi-Syuan Chen, and Hong-Han Shuai. 2022. [Improving multi-document summarization through referenced flexible extraction with credit-awareness](#). In *Proceedings of the 2022 Conference of the North American Chapter of the Association for Computational Linguistics: Human Language Technologies*, pages 1667–1681, Seattle, United States. Association for Computational Linguistics.

Fei Wang, Kaiqiang Song, Hongming Zhang, Lifeng Jin, Sangwoo Cho, Wenlin Yao, Xiaoyang Wang, Muhao Chen, and Dong Yu. 2022. [Salience allocation as guidance for abstractive summarization](#). In *Proceedings of the 2022 Conference on Empirical Methods in Natural Language Processing*, pages 6094–6106, Abu Dhabi, United Arab Emirates. Association for Computational Linguistics.

Yuping Wu, Ching-Hsun Tseng, Jiayu Shang, Shengzhong Mao, Goran Nenadic, and Xiao-Jun Zeng. 2023. [EDU-level extractive summarization with varying summary lengths](#). In *Findings of the Association for Computational Linguistics: EACL 2023*, pages 1655–1667, Dubrovnik, Croatia. Association for Computational Linguistics.

Ye Xiong, Teeradaej Racharak, and Minh Le Nguyen. 2022. [Extractive elementary discourse units for improving abstractive summarization](#). In *Proceedings of the 45th International ACM SIGIR Conference on Research and Development in Information Retrieval, SIGIR '22*, page 2675–2679, New York, NY, USA. Association for Computing Machinery.

Jiacheng Xu, Zhe Gan, Yu Cheng, and Jingjing Liu. 2020a. [Discourse-aware neural extractive text summarization](#). In *Proceedings of the 58th Annual Meeting of the Association for Computational Linguistics*, pages 5021–5031, Online. Association for Computational Linguistics.

Song Xu, Haoran Li, Peng Yuan, Youzheng Wu, Xiaodong He, and Bowen Zhou. 2020b. [Self-attention guided copy mechanism for abstractive summarization](#). In *Proceedings of the 58th Annual Meeting of the Association for Computational Linguistics*, pages 1355–1362, Online. Association for Computational Linguistics.

Yongjian You, Weijia Jia, Tianyi Liu, and Wenmian Yang. 2019. [Improving abstractive document summarization with salient information modeling](#). In *Proceedings of the 57th Annual Meeting of the Association for Computational Linguistics*, pages 2132–2141, Florence, Italy. Association for Computational Linguistics.

Weizhe Yuan, Graham Neubig, and Pengfei Liu. 2021. [BartScore: Evaluating generated text as text generation](#). In *Advances in Neural Information Processing Systems 34: Annual Conference on Neural Information Processing Systems 2021, NeurIPS 2021, December 6-14, 2021, virtual*, pages 27263–27277.

Haopeng Zhang, Xiao Liu, and Jiawei Zhang. 2023. [Extractive summarization via ChatGPT for faithful summary generation](#). In *Findings of the Association for Computational Linguistics: EMNLP 2023*, pages 3270–3278, Singapore. Association for Computational Linguistics.

Jingqing Zhang, Yao Zhao, Mohammad Saleh, and Peter J. Liu. 2020a. Pegasus: pre-training with extracted gap-sentences for abstractive summarization.

In *Proceedings of the 37th International Conference on Machine Learning, ICML'20*. JMLR.org.

Tianyi Zhang, Varsha Kishore, Felix Wu, Kilian Q. Weinberger, and Yoav Artzi. 2020b. [BertScore: Evaluating text generation with BERT](#). In *8th International Conference on Learning Representations, ICLR 2020, Addis Ababa, Ethiopia, April 26-30, 2020*. OpenReview.net.

Ming Zhong, Pengfei Liu, Yiran Chen, Danqing Wang, Xipeng Qiu, and Xuanjing Huang. 2020. [Extractive summarization as text matching](#). In *Proceedings of the 58th Annual Meeting of the Association for Computational Linguistics*, pages 6197–6208, Online. Association for Computational Linguistics.

A Greedy Selection Algorithm

Algorithm 1 presents the pseudo-code of the algorithm of selecting salient textual segments, which is used to generate saliency masks and ground truth labels.

Algorithm 1 Greedy Selection Algorithm

Input: Doc, Ref, k ▷ k : # of selections
Output: sel_idx ▷ selected indices

```

1:  $sel\_idx \leftarrow []$  ▷ empty list
2:  $C \leftarrow []$  ▷ candidate: empty list
3: while  $k \geq 0$  do
4:   end  $\leftarrow$  TRUE
5:   for  $i \leftarrow 0$  to  $len(Doc)$  do
6:      $tmp\_C \leftarrow C + [Doc_i]$ 
7:      $score \leftarrow ROUGE(tmp\_C, Ref)$ 
8:     if  $score$  increases then
9:        $sel\_idx \leftarrow sel\_idx + [i]$ 
10:       $C \leftarrow tmp\_C$ 
11:       $k \leftarrow k - 1$ 
12:      end  $\leftarrow$  FALSE
13:      break
14:   if end then
15:     break
16: return  $sel\_idx$ 

```

B Learning Algorithm

Algorithm 2 summarizes the model learning procedure in alignment with the description in Section 4.2.

C Dataset Statistics

The statistics of each dataset are listed in Table 6.

Algorithm 2 Model Learning Algorithm

Input: $D, \mathcal{M}, k, z, GT, S$ $\triangleright D = [w_{11}, \dots, w_{1n_1}, \dots, w_{m1}, \dots, w_{mn_m}] = [edu_1, \dots, edu_m]; GT = [gt_1, \dots, gt_m]$

Output: S_{ext}^*, S_{abs}^*

- 1: $tokenRep_{11}^{mn_m} \leftarrow \mathcal{M}_{enc}(D)$ \triangleright Equation (4)
- 2: **for** $i \leftarrow 1$ to m **do**
- 3: $eduRep_i \leftarrow SpanExtractor(tokenRep_{i1}^{n_i})$ \triangleright Equation (5) and Equation (6)
- 4: $score_1^m \leftarrow ClassificationLayer(eduRep_1^m)$ \triangleright Equation (7)
- 5: $S_{ext}^* \leftarrow []$
- 6: **for** $i \in \text{indices of } Top-k(score_1^m)$ **do**
- 7: $S_{ext}^* \leftarrow S_{ext}^* + [edu_i]$ \triangleright Equation (8): form extractive summary
- 8: $mask_{11}^{mn_m} \leftarrow 0$ \triangleright Initialise saliency mask
- 9: **if** training **then**
- 10: **for** $j \leftarrow 1$ to m **do** \triangleright Equation (1)
- 11: **if** $gt_j = 1$ **then**
- 12: $mask_{j*} \leftarrow 1$
- 13: **else**
- 14: **for** $j \in \text{indices of } Top-z(score_1^m)$ **do** \triangleright Equation (10)
- 15: $mask_{j*} \leftarrow 1$
- 16: P_1^l or $P_1^l \leftarrow \mathcal{M}_{dec}(tokenRep, mask)$ \triangleright Equation (9)
- 17: $S_{abs}^* \sim P_1^l$ \triangleright Derive abstractive summary
- 18: **if** training **then**
- 19: $\mathcal{L}_{ext} \leftarrow \text{binary cross entropy between } score_1^m \text{ and } GT_1^m$ \triangleright Equation (11)
- 20: $\mathcal{L}_{abs} \leftarrow \text{negative log-likelihood of } S \sim P_1^r$ \triangleright Equation (12)
- 21: $P_1^r \leftarrow \mathcal{M}_{dec}(tokenRep)$
- 22: $\mathcal{L}_{KL} \leftarrow \text{KL divergence between } P_1^r \text{ and } P_1^l$ \triangleright Equation (13)
- 23: Update parameters based on $\mathcal{L}_{ext}, \mathcal{L}_{abs}$ and \mathcal{L}_{KL}
- 24: **return** S_{ext}^*, S_{abs}^*

Dataset	#Pairs			#Tokens	
	Train	Valid	Test	Doc.	Sum.
CNN/DM	287,226	13,368	11,490	766	58
Reddit	41,694	645	645	482	28
PubMed	87,445	4,928	4,986	444	210

Table 6: Dataset statistics.

D Implementation Details

We follow Xu et al. (2020a) and Wu et al. (2023) to do the EDU segmentation.

Regarding the preliminary experiments in Table 1, we follow the setup in Liu and Lapata (2019) except for the adjustment of batch size to 2800 to fit the GPU memory best, and we set the maximum number of oracle sentences and EDUs for our saliency mask as 5 and 8, respectively.

Regarding the experiments for EXTABS in Table 2, the textual segment is EDU. For the experiments about PEGASUS-based models, we fine-tune or adapt the "pegasus-large" model and follow the same learning rate, length penalty, number of beams, etc., for each dataset as reported by Zhang et al. (2020a). For all BART-based models, we fine-tune or adapt the "bart-large" model. The learning rate and the number of beams are set to be 1e-5 and 4 on all datasets, respectively, while batch size varies. The values for α and β also vary between

datasets and base models. The default value for γ is 0.0 to ignore the KL divergence loss, and the only exception is EXTABS(BART) for Reddit where γ is set to 0.01. Such an exception is determined by the checkpoint's performance on the validation set. For example, on the CNN/DM dataset, though the results of the model with KL divergence and without KL divergence are quite close (ROUGE-1: 45.18 vs 45.31; ROUGE-2: 21.69 vs 21.84; ROUGE-L: 42.23 vs 42.28), only the best one on the validation set would be reported. Depending on the size of the training dataset and the number of GPUs used for training, the running time for each experiment varies between 1 to 4 days. The specific hyperparameter values for each experiment are in Table 7.

For experiments on GPT-4 in Table 3, we randomly sample 50 test instances for each dataset and adapt the prompts designed by Zhang et al. (2023). Three examples from the corresponding training set are selected for the few-shot learning of the extractive task. We experiment on the "gpt-4-turbo"⁴ model and set the temperature as 0 to ensure reproducibility. The prompts for each task are provided in Table 8.

⁴<https://platform.openai.com/docs/models/gpt-4-turbo-and-gpt-4>

Dataset	Model	Max input token	Max target token	Learning rate	Batch size	Beam size	Length penalty	α	β	γ
CNN/DM	EXTRACTOR(BART)	1024	-	1e-5	16	-	-	-	-	-
	BART	1024	128	1e-5	16	4	1.0	-	-	-
	EXTABS(BART)	1024	128	1e-5	16	4	1.0	10.0	1.0	0.0
	EXTRACTOR(PEGASUS)	1024	-	5e-5	-	-	-	-	-	-
	PEGASUS	1024	128	5e-5	8	8	0.9	-	-	-
Reddit	EXTABS(PEGASUS)	1024	128	5e-5	8	8	0.9	10.0	1.0	0.0
	EXTRACTOR(BART)	1024	-	1e-5	16	-	-	-	-	-
	BART	1024	32	1e-5	16	4	1.0	-	-	-
	EXTABS(BART)	1024	32	1e-5	16	4	1.0	10.0	0.5	0.01
	EXTRACTOR(PEGASUS)	1024	-	1e-4	16	-	-	-	-	-
PubMed	PEGASUS	1024	64	1e-4	8	8	0.6	-	-	-
	EXTABS(PEGASUS)	1024	64	1e-4	8	8	0.6	1.0	1.0	0.0
	EXTRACTOR(BART)	1024	-	1e-5	16	-	-	-	-	-
	BART	1024	256	1e-5	16	4	1.0	-	-	-
	EXTABS(BART)	1024	256	1e-5	8	4	1.0	1.0	1.0	0.0
PubMed	EXTRACTOR(PEGASUS)	1024	-	2e-4	16	-	-	-	-	-
	PEGASUS	1024	256	2e-4	8	8	0.8	-	-	-
	EXTABS(PEGASUS)	1024	256	2e-4	8	8	0.8	1.0	10.0	0.0

Table 7: Implementation details for each experiment in Table 2.

Task	Prompt
Extractive	System: You are an extractive summarizer that follows the output pattern. User: The following examples are successful extractive summarization instances: <i><3-shot document-oracle summary pairs></i> . Please summarize the following document. Document: <i><document></i> . The summary should contain <i>m</i> sentences. Provide the summary below:
Abstractive	System: You are an abstractive summarizer that follows the output pattern. User: Please write a summary for the document. Document: <i><document></i> . Provide the summary below:
Abstractive (Reddit)	System: You are an abstractive summarizer that follows the output pattern. User: Please write a TL;DR for the Reddit post. Post: <i><document></i> . Provide the TL;DR below:
Extract-then-Abstract	System: You are an abstractive summarizer that follows the output pattern. User: Please revise the extracted summary based on the document. The revised summary should include the information in the extracted summary. Document: <i><document></i> . Extracted Summary: <i><GPT-4-generated extractive summary></i> . Provide the revised summary below:

Table 8: Prompts for GPT-4.

E Significance Testing

We conduct the t-test at a significance level of 0.05 to determine if model #1 achieves significantly higher metric scores than model #2. For extractive summaries, we compare EXTABS(*) with MATCHSUM as MATCHSUM released their extractive summaries. For abstractive summaries, we compare EXTABS(*) with the corresponding vanilla model *. The results for the three datasets are presented in Table 9.

F Discussion

We further investigate the inconsistent model improvements across the three datasets in abstractive summarization. To demonstrate that a more accurate saliency mask contributes to a better ab-

stractive summary and to quantify the potential boost from the saliency mask, we compare the ROUGE scores of abstractive summaries generated by EXTABS(BART) using the oracle saliency mask (derived from the reference summary) versus the top-*z* saliency mask (derived from the scores predicted by the extractor). Figure 3 presents the results. The score difference between the oracle saliency mask and no saliency mask serves as the upper bound of potential boost from the saliency mask.

Compared to CNN/DM, which has relatively high extractive scores and a higher potential boost for abstractive summaries, the model performance on Reddit is constrained by lower extractive scores (relatively less accurate saliency mask despite

Dataset	Task	Model #1	Model #2	Metric	t-test score	p-value
CNN/DM	Extractive	MATCHSUM	EXTABS(BART)	ROUGE-1 F1	2.29	0.01
		EXTABS(BART)	MATCHSUM	ROUGE-2 F1	11.13	6.51e-29
		EXTABS(BART)	MATCHSUM	ROUGE-L F1	18.02	8.18e-72
		MATCHSUM	EXTABS(PEGASUS)	ROUGE-1 F1	1.25	0.10
		EXTABS(PEGASUS)	MATCHSUM	ROUGE-2 F1	9.86	3.76e-23
		EXTABS(PEGASUS)	MATCHSUM	ROUGE-L F1	18.33	3.19e-74
	Abstractive	EXTABS(BART)	BART	ROUGE-1 F1	11.13	6.27e-29
		EXTABS(BART)	BART	ROUGE-2 F1	5.69	6.44e-09
		EXTABS(BART)	BART	ROUGE-L F1	10.49	6.57e-26
		EXTABS(PEGASUS)	PEGASUS	ROUGE-1 F1	14.33	1.72e-46
		EXTABS(PEGASUS)	PEGASUS	ROUGE-2 F1	11.16	4.75e-29
		EXTABS(PEGASUS)	PEGASUS	ROUGE-L F1	13.83	1.90e-43
Reddit	Extractive	EXTABS(BART)	MATCHSUM	ROUGE-1 F1	7.82	1.15e-14
		EXTABS(BART)	MATCHSUM	ROUGE-2 F1	8.48	8.25e-17
		EXTABS(BART)	MATCHSUM	ROUGE-L F1	13.43	1.51e-36
		EXTABS(PEGASUS)	MATCHSUM	ROUGE-1 F1	5.98	1.88e-09
		EXTABS(PEGASUS)	MATCHSUM	ROUGE-2 F1	6.09	1.02e-09
		EXTABS(PEGASUS)	MATCHSUM	ROUGE-L F1	11.10	1.63e-26
	Abstractive	EXTABS(BART)	BART	ROUGE-1 F1	1.03	0.15
		BART	EXTABS(BART)	ROUGE-2 F1	0.53	0.30
		BART	EXTABS(BART)	ROUGE-L F1	0.53	0.30
		EXTABS(PEGASUS)	PEGASUS	ROUGE-1 F1	0.68	0.25
		PEGASUS	EXTABS(PEGASUS)	ROUGE-2 F1	2.36	0.01
		PEGASUS	EXTABS(PEGASUS)	ROUGE-L F1	0.95	0.17
PubMed	Extractive	EXTABS(BART)	MATCHSUM	ROUGE-1 F1	29.43	5.88e-176
		EXTABS(BART)	MATCHSUM	ROUGE-2 F1	28.15	3.36e-162
		EXTABS(BART)	MATCHSUM	ROUGE-L F1	45.60	0.00
		EXTABS(PEGASUS)	MATCHSUM	ROUGE-1 F1	31.84	6.47e-203
		EXTABS(PEGASUS)	MATCHSUM	ROUGE-2 F1	29.51	8.07e-177
		EXTABS(PEGASUS)	MATCHSUM	ROUGE-L F1	47.87	0.00
	Abstractive	EXTABS(BART)	BART	ROUGE-1 F1	3.79	7.56e-05
		BART	EXTABS(BART)	ROUGE-2 F1	4.93	4.27e-07
		EXTABS(BART)	BART	ROUGE-L F1	3.86	5.75e-05
		EXTABS(PEGASUS)	PEGASUS	ROUGE-1 F1	1.97	0.02
		EXTABS(PEGASUS)	PEGASUS	ROUGE-2 F1	1.78	0.04
		EXTABS(PEGASUS)	PEGASUS	ROUGE-L F1	2.45	0.01

Table 9: Results of z-test. p-value is bold if it is less than 0.05, indicating the **statistical significance**.

being SOTA). Examples in Table 10 and Table 11 highlight the high extractive summary quality for CNN/DM and the lower quality for Reddit. PubMed, on the other hand, is limited by a lower upper bound, meaning the saliency mask provides less improvement compared to the other two datasets. A potential reason is the large number of extractive segments forming the saliency mask, reducing the difference between the saliency mask and the original non-padded mask (where all tokens are treated as salient). Specifically, the av-

erage number of EDUs in the input documents for the training sets of CNN/DM, Reddit, and PubMed is 94, 65 and 50, respectively, while the average number of EDUs used for saliency masks is 7, 5 and 22, respectively.

G GPT-4 Evaluation

We also conduct evaluation via GPT-4 to cover more evaluation metrics, including the coherence, fluency, consistency and relevance of the generated summary. Following the reason-then-score evalu-

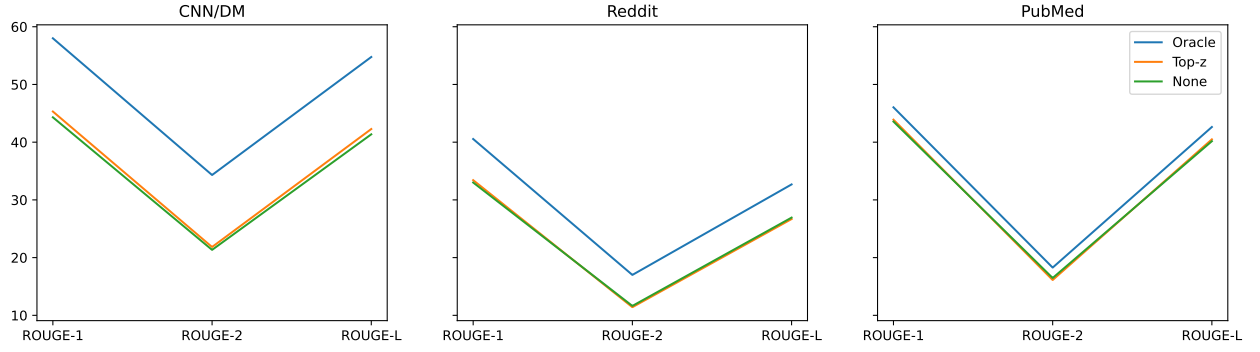


Figure 3: Visualization of ROUGE scores on EXTABS(BART) with and without saliency mask across three datasets. **Oracle** and **Top-z** refer to saliency masks derived from the reference summary and top- z textual segments predicted by the extractor, respectively. **None** indicates the vanilla model BART.

<i>Document</i>	Have you ever panicked about whether you locked the front door, been woken by a Facebook notification or desperately needed a phone charger? To deal with these sorts of everyday emergencies, one company has designed a range of prototype products. <i>You can vote on which one is your favourite - and the winner will be made into an actual product, funded through a Kickstarter campaign. Leeds-based Direct Line is running a competition called #EverydayFix. They asked groups to design products to deal with common problems. These include forgetting to lock the door, which one company hopes to solve with their Forget Me Lock prototype, shown. (...) 1. Not being able to sleep (46 per cent*) 2. Losing your keys (37 per cent) 3. Being stuck in traffic when already late (35 per cent) 4. Losing an important paper or document (33 per cent) 5. Nowhere to park (32 per cent) 6. Printer not working when you need to print something (31 per cent) 7. Running out of battery on your phone whilst out (31 per cent) 8. Discovering you are out of toilet roll whilst on the loo (30 per cent) 9. Dealing with machine operated customer service (26 per cent) 10. Forgetting your bank card when paying for an item (25 per cent) (...) Another group designed Nipper - the world's smallest mobile phone charger according to its creators, Impulse. (...) Direct Line is running a competition on Twitter where you can vote for your favourite of these three products by retweeting tweets about Snooze, Forget Me Lock or Nipper. (...)</i>
<i>Reference Summary</i>	Leeds-based direct line is running a competition called #everydayfix. They asked groups to design products to deal with common problems. <i>These include forgetting to lock the door and running out of battery. You can vote for your favourite design and the winner will be crowdfunded.</i>
BART	Leeds-based direct line is running a competition called #everydayfix. They asked groups to design products to deal with common problems. <i>These include forgetting to lock the door</i> , which one company hopes to solve with their forget me lock prototype. Another group designed Nipper - the world's smallest mobile phone charger. <i>You can vote on which one is your favourite - and the winner will be made into an actual product, funded through a Kickstarter campaign.</i>
EXTABS (BART)-ext	<i>You can vote on which one is your favourite - and the winner will be made into an actual product, funded through a Kickstarter campaign.</i> Leeds-based direct line is running a competition called #everydayfix. They asked groups to design products to deal with common problems. Direct Line is running a competition on Twitter.
EXTABS (BART)-abs	Leeds-based direct line is running a competition called #everydayfix. They asked groups to design products to deal with common problems. <i>These include forgetting to lock the door</i> , forgetting to turn off the lights and forgetting to change the locks. <i>You can vote on which one is your favourite - and the winner will be funded through a Kickstarter campaign.</i>

Table 10: CNN/DM summary example from our proposed model. Each colour represents a piece of salient information. *The italic words* in the document are the salient tokens for the saliency mask.

ation prompts designed by Shen et al. (2023), the "gpt-4-turbo" model is asked to rate the summary's

coherence, fluency, consistency and relevance on a 5-point Likert scale where 5 means the best. Ta-

<i>Document</i>	So this fuck up was yesterday and I am still starstruck from the incident. The day was finally over and I was so excited to leave and go home to play. <i>I don't usually walk home from school</i> because it takes almost an hour to walk from my school to my house but my mom called saying she was gonna get off of work late <i>and I was better off just walking home</i> . All was going well until I decided to take out my phone and see what my friends were chatting about. <i>While looking at my phone I didn't notice a tree root growing in the middle of the side walk and tripped over it</i> . I hit the ground pretty hard and was starting to bleed from my arm, the worst part was that my bag ripped and all my books and papers were all over the floor. I wasn't even half way to my house <i>and I had to carry had to carry my books in my hands along with my ripped up backpack with a bleeding arm</i> . granted, these books are almost 10 pounds and I had to carry 5 of them. <i>I finally got home</i> and I realized <i>I didn't even bring my keys to school that day</i> . <i>I just left all my school supplies in front of my house</i> , went to my nearest Walmart and bought some bandages and disinfectant spray for my wound. I left Walmart went to go get something to eat and <i>I still had another 4 hours until my mom came home</i> .
<i>Reference Summary</i>	<i>While walking home I decided to check my phone and tripped</i> , ripped my bag and scraped my arm. <i>Had to carry all my books, forgot my keys and had to wait in front of my house for 4 hours</i> .
BART	<i>I tripped over a tree root on my way home from school</i> , ripped my backpack and ripped my arm, <i>didn't bring my keys</i>
EXTABS (BART)-ext	<i>I don't usually walk home from school and I was better off just walking home. While looking at my phone I didn't notice a tree root growing in the middle of the side walk and tripped over it. and I had to carry had to carry my books</i> in my hands along with my ripped up backpack with a bleeding arm. I finally got home I just left all my school supplies in front of my house,
EXTABS (BART)-abs	<i>Tried to walk home from school, tripped over a tree root, broke my arm, and had to carry my school supplies to my house</i>

Table 11: Reddit summary example from our proposed model. Each colour represents a piece of salient information. The italic words in the document are the salient tokens for the saliency mask.

ble 12 lists the prompts and Table 13 reports the averaged scores for each dimension. The generated abstractive summaries are scored only slightly lower on all dimensions than the reference summaries. In contrast, the extractive summaries gain much lower scores on dimensions of coherence and fluency but the highest score on consistency. The lower coherence and the higher consistency can both be explained by the nature of extractive summarization, which ignores the connection between extracted segments but is faithful to the original document. The relatively lower fluency score is due to the granularity of extracted textual segments.

Aspect	Prompt
Relevance	Score the following Summary given the corresponding Article with respect to relevance from one to five, where one indicates "irrelevance", and five indicates "perfect relevance". Note that relevance measures the Summary's selection of important content from the Article, whether the Summary grasps the main message of the Article without being overwhelmed by unnecessary or less significant details. Article: <article>. Summary: <summary>. Provide your reason in one sentence, then give a final score:
Consistency	Score the following Summary given the corresponding Article with respect to consistency from one to five, where one indicates "inconsistency" and five indicates "perfect consistency". Note that consistency measures the factual alignment between the Summary and the Article, whether the Summary is faithful to the Article without introducing contradictions or misleading representations. Article: <article>. Summary: <summary>. Provide your reason in one sentence, then give a final score:
Fluency	Score the following Summary given the corresponding Article with respect to fluency from one to five, where one indicates "disfluency" and five indicates "perfect fluency". Note that fluency measures the quality of individual sentences in the Summary, whether the Summary is well-written, grammatically correct, and readable on the sentence level. Article: <article>. Summary: <summary>. Provide your reason in one sentence, then give a final score:
Coherence	Score the following Summary given the corresponding Article with respect to coherence from one to five, where one indicates "incoherence" and five indicates "perfect coherence". Note that coherence measures the collective quality of the Summary, whether the Summary presents information that flows smoothly and avoids abrupt transitions or disjoint statements. Article: <article>. Summary: <summary>. Provide your reason in one sentence, then give a final score:

Table 12: Prompts for GPT-4 evaluator.

Model	Coherence	Fluency	Consistency	Relevance
Reference summary	4.63	4.77	4.73	4.73
EXTABS(BART)-ext	3.63	4.20	4.90	4.60
EXTABS(BART)-abs	4.53	4.70	4.50	4.70

Table 13: Evaluation results by the GPT-4 evaluator.