

GReDP: A More Robust Approach for Differential Privacy Training with Gradient-Preserving Noise Reduction

Haodi Wang^{1,2}, Tangyu Jiang³, Yu Guo⁴, Xiaohua Jia¹, Chengjun Cai⁵

¹Department of Computer Science, City University of Hong Kong

²Lab for Artificial Intelligence Powered FinTech, HK SAR

³Graduate School at Shenzhen, Tsinghua University, Shenzhen, China

⁴School of Artificial Intelligence, Beijing Normal University

⁵Department of Computer Science, City University of Hong Kong (Dongguan)

Email: haodiwang@hkaift.com, jiangtangyu@sz.tsinghua.edu.cn

Abstract—Deep learning models have been extensively adopted in various regions due to their ability to represent hierarchical features, which highly rely on the training set and procedures. Thus, protecting the training process and deep learning algorithms is paramount in privacy preservation. Although Differential Privacy (DP) as a powerful cryptographic primitive has achieved satisfying results in deep learning training, the existing schemes still fall short in preserving model utility, i.e., they either invoke a high noise scale or inevitably harm the original gradients. To address the above issues, in this paper, we present a more robust approach for DP training called GReDP. Specifically, we compute the model gradients in the frequency domain and adopt a new approach to reduce the noise level. Unlike the previous work, our GReDP only requires half of the noise scale compared to DPSGD [1] while keeping all the gradient information intact. We present a detailed analysis of our method both theoretically and empirically. The experimental results show that our GReDP works consistently better than the baselines on all models and training settings.

1. Introduction

Deep learning has been widely adopted in various applications due to its ability to represent hierarchical features. The performance of the deep learning models relies highly on the training data, which usually contain sensitive information. Quantities of works have proven that an adversary can extract or infer the training data via the model parameters and training procedures [12], [43], [44]. Thus, protecting deep learning algorithms is paramount in preserving data privacy.

Meanwhile, Differential Privacy (DP), as one of the fundamental cryptographic tools, offers a robust mechanism to safeguard sensitive information while extracting meaningful insights. By injecting carefully calibrated noise into the data, DP ensures that statistical queries about a dataset remain indistinguishable whether any single data point is included or excluded. In the context of deep learning, implementing DP on models benefits by mitigating the risks of leaking information about individual data points. This approach not

only enhances the security and ethical considerations of deep learning applications but also fosters greater trust and compliance with privacy regulations in an increasingly data-driven world.

However, directly adopting DP to the well-trained model parameters would devastate the model utility. Due to the vulnerability of the deep learning models, a slight change in the model might cause a divergent output [16], which necessitates more sophisticated approaches to privacy preservation. In 2016, Abadi *et al.* [1] proposed DPSGD, which modifies the standard training procedure by incorporating DP into the gradient computation process. Instead of adding noise directly to the model parameters, DPSGD gradually introduces noise to the gradients during training. There are quantities of subsequent work established on DPSGD to enhance its performance [22], [38], [42]. Though effective, these works still suffer from the high utility loss of the deep learning models.

To address the above issue, in 2023, Feng *et al.* proposed an alternative to DPSGD called Spectral-DP [11]. The authors point out that the utility loss in DPSGD and the variants derive from the direct gradient clipping and noise addition to the model. Thus, Spectral-DP designs a novel method to perform the low-bandwidth noise addition on the model gradients in the Fourier domain. Since the weight vectors have a more sparse distribution in the frequency domain, Spectral-DP realizes a noise reduction via a filtering operation. However, the filtering ratio inevitably results in the loss of the original gradients and unstable noise levels. Thus, the performance of Spectral-DP can be further enhanced.

Generally speaking, the model utility under different DP methods is determined by two primary factors: (i) how much noise is added to the model gradients, and (ii) how much original gradient is retained. The existing schemes either invoke a high noise scale or might cause information loss during the algorithm, thus leading to an unsatisfying model accuracy.

Our objectives. The objective of this paper is to shed some light on the differential private deep learning training. Our proposed algorithm should retain all the gradient

information and add less noise than the current schemes, thus achieving better model utility than the baseline methods with a more comprehensive theoretical analysis.

Our contributions. To this end, we propose a novel and more robust DP approach for the training procedure of the deep learning models called GReDP. Enlightened by Spectral-DP, we compute the model gradients in the frequency domain by adopting the Fast Fourier Transformation (FFT) to the model parameters and feature maps. We then adopt the Gaussian noise mechanism to the gradients. Since the model weights are more sparse after adopting FFT, it is viable for us to perform the noise reduction. Unlike the previous work that filters the noised gradients in the frequency domain, we instead process them in the time domain by deleting the imaginary parts. We theoretically prove that our GReDP requires only half of the noise level than DPSGD under the same privacy budget. Compared to Spectral-DP, our approach invokes lower and more stable noise levels without deleting any gradient information. We fully implement our GReDP and design comprehensive experiments to evaluate its performance. We adopt five universally used architectures to show the performance gain under two popular training settings. The experimental results demonstrate that GReDP achieves consistently better model utility than the existing baselines under the same privacy requirements. In all, the concrete contributions of this paper are as follows.

- We theoretically analyze the noise scale needed to maintain a certain privacy requirement. By proposing a new gradient-preserving noise reduction scheme, we provide a tighter bound for DP training in theory.
- We propose a new DP scheme for the deep learning training procedure called GReDP. Compared to the existing works, our algorithm requires the lowest noise level without discarding any gradient information under the same privacy budget, thus leading to the best model utility.
- We extensively implement our algorithm and design comprehensive experiments to evaluate our method on popular models and multiple datasets. The experimental results show that our method achieves the highest model accuracy on *all* settings under the same privacy budget.

2. Preliminaries

We first present the essential definitions that are closely related to this paper. We denote \mathbb{N} the field of natural number. We use bold letters to denote vectors and matrices, respectively. For instance, \mathbf{A} is a vector with entry a_i . We adopt $[1, N]$ to represent $\{1, 2, \dots, N\}$.

2.1. Differential Privacy

DP provides mathematical privacy guarantees for specific algorithms by computing statistics about the inputs or

algorithms. The goal of the original DP is to protect the membership information of each individual’s data. Specifically, by observing the output, an adversary cannot distinguish whether a particular data is included in the dataset or not. As a critical primitive for privacy preservation, DP provides an essential measure to quantify privacy for various tasks. Formally speaking, for two collections of records $\mathbf{x}, \mathbf{y} \in \mathbb{N}^x$ from a universe χ , the distance between \mathbf{x} and \mathbf{y} is defined such that

Definition 1. (*Distance Between Databases*). The distance between two databases \mathbf{x} and \mathbf{y} is the l_1 distance between these two databases $\|\mathbf{x} - \mathbf{y}\|_1$, where the l_1 norm is defined as

$$\|\mathbf{x}\|_1 = \sum_{i=1}^{|\chi|} |\mathbf{x}_i| \quad (1)$$

Note that $\|\mathbf{x} - \mathbf{y}\|_1$ evaluates the amount of records that differ between \mathbf{x} and \mathbf{y} . Based on this definition, DP is defined as below.

Definition 2. (*Differential Privacy*) A randomized algorithm \mathcal{M} with domain $\mathbb{N}^{|\chi|}$ is said to be (ϵ, δ) -differential private if for all $S \subseteq \text{Range}(\mathcal{M})$ and for all $\mathbf{x}, \mathbf{y} \in \mathbb{N}^{|\chi|}$ such that $\|\mathbf{x} - \mathbf{y}\|_1 \leq 1$:

$$\Pr[\mathcal{M}(\mathbf{x}) \in S] \leq \exp(\epsilon) \Pr[\mathcal{M}(\mathbf{y}) \in S] + \delta \quad (2)$$

where the probability space is over the coin flips of the mechanism \mathcal{M} .

Note that if $\delta = 0$, \mathcal{M} is said to be ϵ -differential private. Generally speaking, (ϵ, δ) -DP ensures that for all adjacent \mathbf{x} and \mathbf{y} , the absolute value of the privacy loss will be bounded by ϵ with probability at least $1 - \delta$.

In order to create algorithms that satisfy the definition of (ϵ, δ) -DP, one can exert the Gaussian mechanism to the target database. The noise level is determined by the Gaussian noise added to the database, which is controlled by a parameter σ . In particular, to approximate a deterministic function $f : \mathcal{M} \rightarrow \mathbb{R}$ with the (ϵ, δ) -DP is to add the Gaussian noise defined as

$$\mathcal{M}(\mathbf{x}) \triangleq f(\mathbf{x}) + \mathcal{N}(0, S^2 \cdot \sigma^2) \quad (3)$$

where $\mathcal{N}(0, S^2 \cdot \sigma^2)$ is the Gaussian distribution with a mean value of 0 and standard deviation as $S^2 \cdot \sigma^2$. S denotes the sensitivity of function f . Based on the analysis of [9], for any $\epsilon, \delta \in (0, 1)$, the Gaussian mechanism satisfies (ϵ, δ) -DP if the following equation holds,

$$\sigma = \frac{\sqrt{2 \log(1.25/\delta)}}{\epsilon} \quad (4)$$

2.2. Deep Learning and Gradient Descent

Deep learning models are extensively researched due to their ability in hierarchical learning. A typical deep learning structure consists of two main procedures, i.e., training and inference, as shown in Fig. 1. For a specific task, the

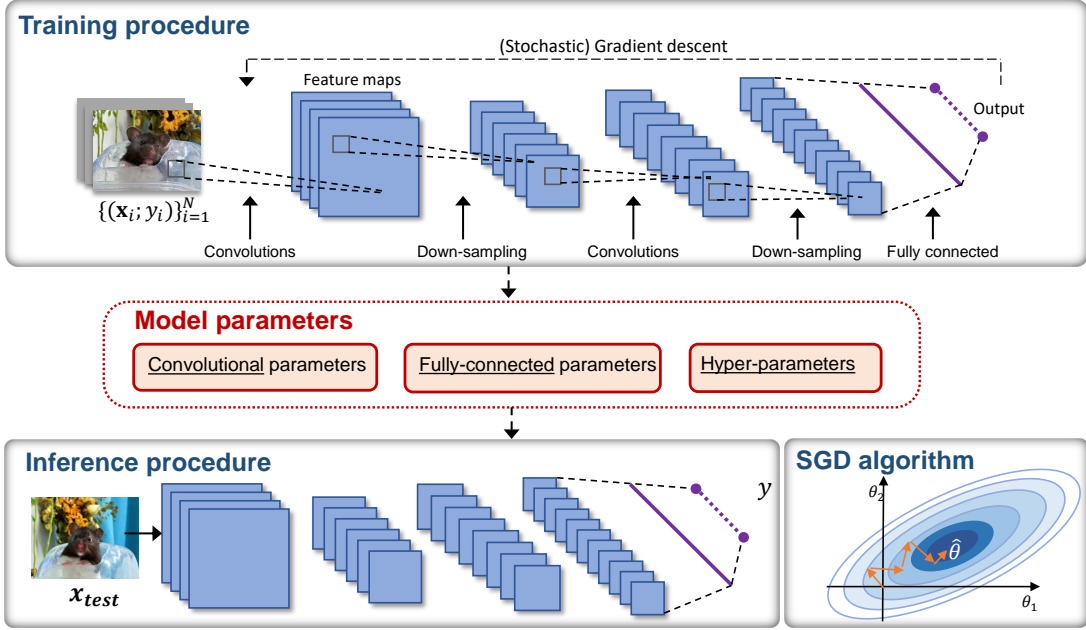


Figure 1. A typical deep learning procedure and SGD algorithm.

model owner uses its private dataset as the input of the deep learning model. The model parameters are initialized by randomness (i.e., training from scratch) or pre-trained model parameters (i.e., transfer learning or fine-tuning). In each iteration of the training procedure, the deep learning model updates its current parameters via backpropagation, which uses gradient descent algorithms to calculate the errors between the prediction results and data labels. Then the algorithm adjusts the weights and biases of each layer. The model parameters are fixed once the training procedure is completed, which is adopted by the inference phase using the testing dataset.

Among all the gradient descent algorithms, the Stochastic Gradient Descent (SGD) algorithm is widely adopted due to its efficiency in finding the optimal parameters. Specifically, suppose the deep learning model adopts $\mathcal{L}(\theta)$ as the loss function with parameters θ . In the backpropagation, the loss function over a batch of training samples $\{\mathbf{x}_1, \mathbf{x}_2, \dots, \mathbf{x}_B\}$ is $\mathcal{L}(\theta) = \frac{1}{B} \sum_i \mathcal{L}(\theta, \mathbf{x}_i)$, where B is the batch size. The optimizing goal is to minimize $\mathcal{L}(\theta)$ consistently. To this end, the model calculates the partial derivative $\nabla_{\theta} \mathcal{L}(\theta) := \frac{\partial \mathcal{L}}{\partial \theta}$ and update the model parameters such that

$$\theta_{i+1} = \theta_i - \eta \times \nabla_{\theta} \mathcal{L}(\theta) \quad (5)$$

where i indicates the training iteration, η is the learning rate.

2.3. Differential Privacy for Deep Learning

There are different types of DP for deep learning models based on various privacy-preserving goals. In this paper, we adopt DP to the training process of the models. Consequently, the training procedure as well as the trainable

parameters, will not leak the information of the training datasets. In particular, we require the algorithm that optimizes the deep learning model to satisfy (ϵ, δ) -DP w.r.t. the training data. To this end, the Gaussian noise is added to the clipped gradients in each iteration. The overall privacy-preserving level is determined by the privacy accountant mechanism introduced in [28].

Specifically, we follow the definitions of Renyi Differential Privacy (RDP) [28] as used in the previous work [1], [11], such that

Definition 3. (Renyi Differential Privacy) Suppose \mathcal{M} is a randomized algorithm with domain \mathcal{D} , and $\mathcal{R} = \text{Range}(\mathcal{M})$ is the range of \mathcal{M} . \mathcal{M} is said to be (ϵ, δ) -RDP if for any two adjacent sets $d, d' \in \mathcal{D}$, the following holds

$$D_{\alpha}(\mathcal{M}(d) \| \mathcal{M}(d')) \leq \epsilon \quad (6)$$

where $D_{\alpha}(\cdot \| \cdot)$ is the Renyi divergence between two probability distributions.

The RDP mechanism can be converted to a DP mechanism, which is described in the following proposition.

Proposition 1. If f is an (α, ϵ) -RDP mechanism, it equivalently satisfies $(\epsilon + \frac{\log 1/\delta}{\alpha-1}, \delta)$ -DP for any $\delta \in (0, 1)$.

2.4. DPSGD and Spectral-DP

Among all the previous proposed methods, DPSGD and Spectral-DP are the most relative ones to our GReDP. We recall their conceptual foundations first to better demonstrate the design and difference of our scheme.

DPSGD [1]. DPSGD, proposed in 2016 by Abadi *et al.*, is the first work that proposed to craft the synergy of DP

into the region of gradient descent algorithms. In contrast to directly adding noise to the well-trained model parameters, the algorithm in [1] can preserve a better model utility under more relaxed security assumptions. The method of DPSGD is relatively straightforward. Specifically, in each iteration of the training, the algorithm clips the gradient and adds the Gaussian noise to the gradients, such that

$$\tilde{\mathbf{g}}_t = \frac{1}{B} \left(\sum_i \mathbf{g}_t(\mathbf{x}_i) + \mathcal{N}(0, \sigma^2 S^2) \right) \quad (7)$$

where B is the batch size and \mathbf{g} is the weight gradients. It can be demonstrated that the noise is added to the gradients directly in each iteration in the time domain. DPSGD is proven to maintain the model utility to a certain extent efficiently.

Spectral-DP [11]. Feng *et al.* propose that the loss in model accuracy is due to the direct gradient clipping and noise addition. Hence the authors design an alternative of DPSGD called Spectral-DP [11]. In particular, Spectral-DP first pads the weight matrix and the convolutional kernels to the same size and performs the Hadamard product between these two matrices in the Fourier domain. The clipping and Gaussian noise adding are applied accordingly afterward. At the core of Spectral-DP lies a filtering operation, which sets a ratio of the gradients to zeros before converting the noised gradients back to the time domain. Compared to DPSGD, Spectral-DP achieves a lower noise scale. However, it relies on the filtering ratio and would inevitably delete the original gradients. We will further analyze this in Section 3.2.

3. Method

In this section, we present the detailed designs of GReDP. We first describe our proposed approach in general and give detailed designs to adapt our method to the deep learning models. We then analyze the theoretical results of our GReDP, including why it is effective and how the performance of our approach in theory. We also elaborate on the advantage of GReDP over the existing baseline methods [1], [11]. Finally, we illustrate the training algorithm of our method.

3.1. Our Approach

3.1.1. Overview. The framework of GReDP is shown in Figure 2. There are in total four steps contained in GReDP, i.e., the Gradients Computation, Clipping and Noise Addition, Inverse Transformation, and Real Part Selection. In each round of the backpropagation, the gradients of each layer go through the entire procedure with noise added.

Gradients Computation. The first step is to convert the gradient computation into the frequency domain. To this end, we adopt the Fourier transformation to the inputs and kernels respectively, and obtain their spectral representations. Without loss of generality, the operations in the time domain are then equivalent to an element-wise multiplication. We

denote $\mathbf{G} := \{g_1, g_2, \dots, g_N\}$ the gradients computed in the frequency domain, such that

$$\mathbf{G} = \Psi(\mathcal{F}(\mathbf{X}), \mathcal{F}(\mathbf{W})) \quad (8)$$

where \mathbf{X} is the input matrix, \mathbf{W} is the kernel, and Ψ denotes the concrete operation determined by the layer type. \mathcal{F} is the function of Fourier transformation such that

$$\mathcal{F}(\mathbf{Y}) : \hat{y}_i = \frac{1}{\sqrt{N}} \sum_{n=0}^{N-1} y_n e^{-j \frac{2\pi}{N} in} \quad (9)$$

where \hat{y}_i is the i -th term of $\mathcal{F}(\mathbf{Y}) \in \mathbb{C}^N$, and j is referred to as the iota of the complex number. We will defer the concrete implementation of $\Psi(\cdot, \cdot)$ for various layers in the deep learning models in the next subsection.

Clipping and Noise Addition. The second step of GReDP is to clip the gradients and add noise due to the privacy-preserving requirement. We follow the previous settings [1], [11] to inject noise layer-wise with the training procedure for better model utility. More concretely, we clip the l_2 norm of the gradients by a clipping parameter c such that

$$g'_i = \frac{g_i}{\max\{1, \frac{\|\mathbf{G}\|_2}{c}\}} \quad (10)$$

where $i \in [1, N]$ and $\|\cdot\|_2$ is the l_2 normalization. The gradient clipping benefits our GReDP to control the noise sensitivity considering the scale of the noise to be added is proportional to the l_2 norm of the data sequence. Then we inject the noise into the clipped noise which can be formalized as

$$\hat{g}_i = g'_i + \tau_i \quad (11)$$

where $\tau_i, i \in [1, N]$ is the noise drawn from $\mathcal{N}(0, \sigma^2 c^2)$ independently.

Inverse Transformation. The next step is to convert the noised gradients in the frequency domain back into the time domain. To this end, we adopt the inverse Fast Fourier Transformation (IFFT) $\mathcal{F}^{-1}(\cdot)$ to the noised gradients $\hat{\mathbf{G}}$, which is the inverse procedure of $\mathcal{F}(\cdot)$. More concretely, $\mathcal{F}^{-1}(\cdot)$ calculates the input sequence in the frequency domain such that

$$\mathcal{F}^{-1}(\hat{\mathbf{Y}}) : y_n = \frac{1}{\sqrt{N}} \sum_{i=0}^{N-1} \hat{y}_i \cdot e^{j \frac{2\pi}{N} in} \quad (12)$$

We denote $\bar{\mathbf{G}}$ as the output of this step.

Real Part Selection. Finally, we proceed with the converted gradients in the time domain by deleting the imaginary part of the values and only retaining the real part. This procedure is the key operation of GReDP, and also is the primary difference between our method and previous works. Specifically, since we add the noise in the frequency domain, the original real values (i.e., the weights and inputs in the time domain) might become complex numbers with imaginary parts. Thus, the results of IFFT also contain imaginary parts.

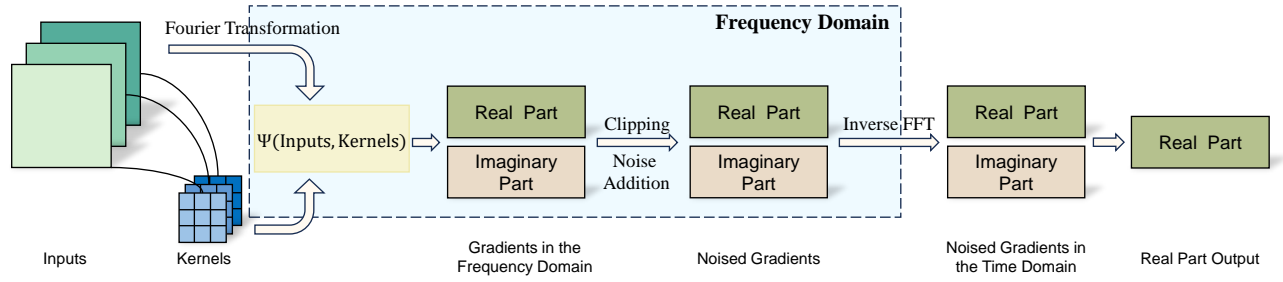


Figure 2. The overview of GReDP.

For each of the value in $\tilde{\mathbf{G}}$, we discard the imaginary value such that

$$\mathcal{R}(\tilde{\mathbf{G}}) : \tilde{g}_i := \bar{g}_i^r + j \cdot \bar{g}_i^{\text{im}} \rightarrow \bar{g}_i := \bar{g}_i^r \quad (13)$$

where $i \in [1, N]$. Note that the real part selection in our GReDP is the key mechanism that can effectively decrease the influence of the injected noise on the model utility. Moreover, the way that we only reserve the real value of the gradients can retain the entire gradient information than the existing approaches. We will analyze this in detail in the next subsection. The overall procedure of GReDP is shown in Algorithm 1. In the following sections, we denote $\text{FRe}(\mathbf{G})$ as the procedure of inputting the gradients \mathbf{G} and obtaining $\tilde{\mathbf{G}}$ as output.

Algorithm 1 Overall algorithm of GReDP

Require: Kernel Weight \mathbf{W} , input matrix \mathbf{X} , l_2 sensitivity c , and noise scale σ .

Ensure: Vector $\tilde{\mathbf{G}}$ with noise.

- 1: Gradients Computation: Calculate gradients \mathbf{G} using backpropagation in frequency domain.
 - 2: Clipping and Noise Addition: $\tilde{\mathbf{G}} \leftarrow \frac{\mathbf{G}}{\max\{1, \|\mathbf{G}\|_2/c\}} + \mathcal{N}(0, c^2\sigma^2)$
 - 3: Inverse Transformation: $\tilde{\mathbf{G}} = \mathcal{F}^{-1}(\hat{\tilde{\mathbf{G}}})$
 - 4: Real Part Selection: $\tilde{\mathbf{G}} = \mathcal{R}(\tilde{\mathbf{G}})$
-

3.1.2. GReDP in Deep Learning. Having the conceptual procedure of GReDP, we can construct concrete ways to adapt our approach in the deep learning models. The key question is how to compute the model gradients in the frequency domain. To answer this, we construct the methods of GReDP for the convolutional layers and fully-connected layers, respectively.

Convolutional Layers. The convolutional operations are the most fundamental computations in deep learning. To adopt GReDP to the convolutions, we first construct the method for the two-dimensional convolutions. More concretely, suppose the input of the convolutional layer is $\mathbf{X} \in \mathbb{R}^{h \times w \times c_{\text{in}}}$, and the kernel matrix is denoted as $\mathbf{W} \in \mathbb{R}^{c_{\text{in}} \times c_{\text{out}} \times d \times d}$, where h, w are the input size, d is the kernel size, and c_{in}

(*resp.* c_{out}) is the input (*resp.* output) channel of the current layer. Then the computation of the 2D convolution is

$$\mathbf{o}_i = \sum_j^{c_{\text{in}}} \mathbf{X}_j \otimes \mathbf{W}_{i,j} \quad (14)$$

where $\mathbf{o}_i \in \mathbb{R}^{h_{\text{out}} \times w_{\text{out}}}$ is the feature map generated in the i -th channel of the convolution, \mathbf{X}_j denotes the j -th channel of the input, $\mathbf{W}_{i,j}$ is the (i, j) -th kernel, and \otimes is the convolutional operation. The backpropagation of the 2D convolution in the time domain is equivalent to the Hadarmard multiplication between the input matrix \mathbf{X} and convolutional kernels \mathbf{W} , such that

$$\frac{\partial \mathcal{L}}{\partial \mathbf{W}_{i,j}} = \frac{\partial \mathcal{L}}{\partial \mathbf{o}_i} \otimes \frac{\partial \mathbf{o}_i}{\partial \mathbf{W}_{i,j}} = \mathcal{F}^{-1}(\mathcal{F}(\frac{\partial \mathcal{L}}{\partial \mathbf{o}_i}) \odot \mathcal{F}(\mathbf{X}_j)) \quad (15)$$

where \otimes is the convolutional operation in the time domain and \odot denotes the element-wise multiplication. $\frac{\partial \mathcal{L}}{\partial \mathbf{W}_{i,j}}$ is the gradient of the loss function over the model weights, $\frac{\partial \mathcal{L}}{\partial \mathbf{o}_i}$ is the gradient of the loss function over the feature map, and $\frac{\partial \mathbf{o}_i}{\partial \mathbf{W}_{i,j}}$ is the gradient of the feature map w.r.t. the kernel weight matrix. Thus, GReDP can be adapted to the 2D-convolutions such that

$$\text{FRe}(\mathbf{G}_{\text{conv}}) = \text{FRe}(\mathcal{F}(\frac{\partial \mathcal{L}}{\partial \mathbf{M}_{i,j}}) \odot \mathcal{F}(\mathbf{X}_j)) \quad (16)$$

Fully-Connected Layers. Compared to the convolutional layers, applying GReDP to the fully-connected layers in the deep learning model is less straightforward. The primary reason is that there is no direct Fourier transformation for the fully-connected operations. To alleviate this issue, we adopt the technique of circular weight matrix [7], [11], [23] and convert the weights in the fully connected layers to a circular shifted matrix. We briefly present the details for comprehensiveness.

Specifically, for a block-circulant matrix $\mathbf{W} \in \mathbb{R}^{m \times n}$, which consist of circulant square sub-matrices $\mathbf{W}_{i,j} \in \mathbb{R}^{d \times d}$, the forward propagation is given as follows.

$$\mathbf{O} = \mathbf{W}\mathbf{X} = \begin{bmatrix} \mathbf{o}_1 \\ \mathbf{o}_2 \\ \dots \\ \mathbf{o}_p \end{bmatrix} = \begin{bmatrix} \sum_{j=1}^q \mathbf{W}_{1,j}\mathbf{X} \\ \sum_{j=1}^q \mathbf{W}_{2,j}\mathbf{X} \\ \dots \\ \sum_{j=1}^q \mathbf{W}_{p,j}\mathbf{X} \end{bmatrix} \quad (17)$$

where $p = m \div d$, $q = n \div d$ and each subsequent row of $\mathbf{W}_{i,j}$ is a one-position circular shift of the previous one, such that

$$\mathbf{W}_{i,j} = \begin{bmatrix} w_0 & w_1 & \dots & w_{d-1} \\ w_{d-1} & w_0 & \dots & w_{d-2} \\ \dots & \dots & \dots & \dots \\ w_1 & w_2 & \dots & w_0 \end{bmatrix} \quad (18)$$

According to the circulant convolution theorem [4], [30], $\mathbf{W}_{i,j}\mathbf{X}$ can be further equivalently represented as $\mathcal{F}^{-1}(\mathcal{F}(\mathbf{w}_{i,j}) \odot \mathcal{F}(\mathbf{X}))$, where $\mathbf{w}_{i,j}$ is the first row vector of $\mathbf{W}_{i,j}$. Then using the chain rule, the backpropagation of the fully connected layers can be derived such that

$$\begin{aligned} \frac{\partial \mathcal{L}}{\partial \mathbf{w}_{i,j}} &= \sum_{l=1}^N \frac{\partial \mathcal{L}}{\partial \mathbf{o}_{i,l}} \frac{\partial \mathbf{o}_{i,l}}{\partial \mathbf{w}_{i,j}} \\ &= \frac{\partial \mathcal{L}}{\partial \mathbf{o}_i} \frac{\partial \mathbf{o}_i}{\partial \mathbf{w}_{i,j}} \\ &= \mathcal{F}^{-1}(\mathcal{F}(\frac{\partial \mathcal{L}}{\partial \mathbf{o}_i}) \odot \mathcal{F}(\frac{\partial \mathbf{o}_i}{\partial \mathbf{w}_{i,j}})) \end{aligned} \quad (19)$$

where $\frac{\partial \mathbf{o}_i}{\partial \mathbf{w}_{i,j}}$ is block-circulant matrix. Thus, the GReDP can be adopted to the fully connected layers with a block-circulant matrix such that

$$\text{FRe}(\mathbf{G}_{\text{fc}}) = \text{FRe}(\mathcal{F}(\frac{\partial \mathcal{L}}{\partial \mathbf{o}_i}) \odot \mathcal{F}(\frac{\partial \mathbf{o}_i}{\partial \mathbf{w}_{i,j}})) \quad (20)$$

3.2. Theoretical Analysis

In this subsection, we analyze the theoretical results of our proposed GReDP. At first glance, GReDP is similar to Spectral-DP [11] since they all utilize the FFT technique to the model gradients and complete the Gaussian mechanism in the frequency domain. The primary differences between GReDP and Spectral-DP consist two points: 1) we first perform IFFT to the noised gradients and then ‘‘filter’’ the gradients in the time domain, while Spectral-DP first filters the gradients in the frequency domain and then adopts the IFFT; and 2) we filter the gradients by selecting the real part of the values while Spectral-DP sets parts of the noised gradients to zeros with a filtering ratio ρ . Note that those differences are not marginal improvements to the previous work but provide much better privacy and performance gain for GReDP. More concretely, we have the following key theorem.

Theorem 1. *Suppose the noise is $\tau = \tau_x + i \cdot \tau_y$, where $\tau_x, \tau_y \sim \mathcal{N}(0, \frac{1}{2}S^2\sigma^2)$. Denote a sequence of values as a vector $\mathbf{V} = (V_1, \dots, V_N)$, then the output $\text{FRe}(\mathcal{F}(\mathbf{V}))$ satisfies:*

$$\text{FRe}(\mathcal{F}(\mathbf{V})) = \mathcal{R}(\mathcal{F}^{-1}(\mathcal{F}(\mathbf{V}) + \tau)) \sim \mathbf{V} + \mathcal{N}(0, \frac{1}{2}S^2\sigma^2) \quad (21)$$

Proof. Let the vector as $\mathbf{V} = (V_1, \dots, V_N)$, and $\mathbf{T} = \mathcal{F}(\mathbf{V})$, such that $T_j = \frac{1}{\sqrt{N}} \sum_{k=1}^N V_k \exp(-jki2\pi/N)$. Then the noise addition as described in Section 3.1 is $\hat{\mathbf{T}} = \mathbf{T} + \tau$. Thus, performing the IFFT on the noised vector in the frequency domain can be represented as

$$\mathcal{F}^{-1}(\hat{\mathbf{T}}) = \mathcal{F}^{-1}(\mathbf{T}) + \mathcal{F}^{-1}(\tau) = \mathbf{V} + \mathcal{F}^{-1}(\tau) \quad (22)$$

where $\mathcal{F}^{-1}(\tau) \sim \mathcal{N}(0, \frac{1}{2}S^2\sigma^2) + i\mathcal{N}(0, \frac{1}{2}S^2\sigma^2)$. Thus,

$$\text{FRe}(\mathcal{F}(\mathbf{V})) = \mathbf{V} + \mathcal{R}(\mathcal{F}^{-1}(\tau)) \sim \mathbf{V} + \mathcal{N}(0, \frac{1}{2}S^2\sigma^2) \quad (23)$$

which completes the proof. \square

The results in Theorem 1 explain why GReDP is effective from two perspectives. Firstly, from the noise level perspective, this main theorem indicates that GReDP **can achieve the desired level of privacy requirement with lower injected Gaussian noise scale**, i.e., only half of the original standard deviation $S^2\sigma^2$. On the contrary, DPSGD injects two times of the noise to the model gradients (i.e., $\tau \sim \mathcal{N}(0, S^2\sigma^2)$), while Spectral-DP adds noise following distribution $\mathcal{N}(0, \frac{K}{N}S^2\sigma^2)$, where N is the length of the gradient sequence and $\frac{K}{N}$ determines the fraction of coefficients that are retained in the filtering. Note that when $K = \frac{N}{2}$ (i.e., indicating the filtering ratio $\rho = 0.5$), Spectral-DP has the same noise level as GReDP theoretically. However, when $K > \frac{N}{2}$ (i.e., $\rho > 0.5$), Spectral-DP will add a higher scale of noise than ours. Secondly, from the gradient information perspective, Theorem 1 illustrates that GReDP **can retain all of the gradient information during the training procedure**. On the contrary, the filtering operation in Spectral-DP would cause the original gradients damaged. Specifically, the filtering is the key step in Spectral-DP which deletes a ratio (i.e., ρ) of noised gradients in the frequency domain. This procedure can effectively reduce the noise level thus improving the model utility. However, since the filtering operation is exerted on the values in the frequency domain, which are composed of the original gradients and the noise generated following the Gaussian mechanism. Thus, deleting parts of the vectors would remove both the essential (i.e., gradients) and non-essential (i.e., noise) information. In fact, Spectral-DP managed to trade-off between reducing the noise as much as possible and preserving more gradients to enhance the model utility. In contrast to Spectral-DP, GReDP keeps all the gradient information intact. It can be seen from Theorem 1 that $\text{FRe}(\mathbf{V}) = \mathbf{V} + \mathcal{N}(0, \frac{1}{2}S^2\sigma^2)$, indicating that all the original \mathbf{V} is retained. The key observation is that we select a different way to filter the noise gradients. Since the noise addition occurred in the frequency domain, the imaginary part of the gradient vector *contains only noise*. Therefore, we first perform the IFFT and preserve

the real part to reduce the noise level. Consequently, our GReDP keeps all the original gradients which contributes to a higher accuracy.

We can generalize the above results by relaxing the assumption of τ_x and τ_y , and obtain the following theorem.

Theorem 2. *Suppose the noise is $\tau = \tau_x + i \cdot \tau_y$. The real and imaginary part of τ satisfies: $\tau_x \sim \mathcal{N}(0, a^2 S^2 \sigma^2)$ and $\tau_y \sim \mathcal{N}(0, b^2 S^2 \sigma^2)$, where $\sqrt{a^2 + b^2} = 1$. Then the results in Theorem 1 still hold.*

Proof. Let the vector as $\mathbf{V} = (V_1, \dots, V_N)$, and $\mathbf{T} = \mathcal{F}(\mathbf{V})$, such that $T_j = \frac{1}{\sqrt{N}} \sum_{k=1}^N V_k \exp(-jki2\pi/N)$. Then the noise addition as described in Section 3.1 is $\hat{\mathbf{T}} = \mathbf{T} + \tau$. Thus, performing the IFFT on the noised vector in the frequency domain can be represented as

$$\mathcal{F}^{-1}(\hat{\mathbf{T}}) = \mathcal{F}^{-1}(\mathbf{T}) + \mathcal{F}^{-1}(\tau) = \mathbf{V} + \mathcal{F}^{-1}(\tau) \quad (24)$$

where

$$\begin{aligned} [\mathcal{F}^{-1}(\tau)]_j &= \frac{1}{\sqrt{N}} \sum_{k=1}^N \tau_k \exp(jki2\pi/N) \\ &= \frac{1}{\sqrt{N}} \sum_{k=1}^N \tau_k \left(\cos\left(\frac{2\pi}{N}kj\right) + i \sin\left(\frac{2\pi}{N}kj\right) \right) \end{aligned} \quad (25)$$

Then we have

$$\begin{aligned} &\mathcal{R}([\mathcal{F}^{-1}(\tau)]_j) \\ &= \frac{1}{\sqrt{N}} \sum_{k=1}^N \tau_x \cos\left(\frac{2\pi}{N}kj\right) + \tau_y \sin\left(\frac{2\pi}{N}kj\right) \\ &\sim \mathcal{N}\left(0, \frac{1}{N} S^2 \sigma^2 \left(a^2 \sum_{k=1}^N \cos^2\left(\frac{k}{N}2\pi j\right) + b^2 \sum_{k=1}^N \sin^2\left(\frac{k}{N}2\pi j\right) \right)\right) \\ &= \mathcal{N}\left(0, \frac{1}{N} S^2 \sigma^2 \left(a^2 \frac{N}{2} + b^2 \frac{N}{2} \right)\right) \\ &= \mathcal{N}\left(0, \frac{1}{2} S^2 \sigma^2\right) \end{aligned} \quad (26)$$

Thus,

$$\text{FRe}(\mathcal{F}(\mathbf{V})) = \mathbf{V} + \mathcal{R}(\mathcal{F}^{-1}(\tau)) \sim \mathbf{V} + \mathcal{N}\left(0, \frac{1}{2} S^2 \sigma^2\right) \quad (27)$$

which completes the proof. \square

The above theoretical results demonstrate that our scheme retains all the original gradient information while requiring only half of the noise level in the previous work, thus guaranteeing the performance of our method. We then present the following theorem to analyze the DP level adopted in GReDP.

Theorem 3. *In Algorithm 1 (i.e., corresponding to our method overview), the output $\text{FRe}(\mathbf{G})$ is (ϵ, δ) differential private if we choose σ to be $\sqrt{2 \log(1.25/\delta)}/\epsilon$.*

Proof Sketch. The proof of the above theorem derives from Theorem 3.22 in [9] and the post-processing property of the DP algorithm. One of the most essential observations is

that both the IFFT and Re operations are post-processing, and thus will not affect the DP level. We present the details below.

Proof. Suppose $\sigma = \sqrt{2 \log(1.25/\delta)}/\epsilon$, then $\tilde{\mathbf{G}}$ (i.e., the vector after noise addition) follows a normal distribution with mean 0 and variance $2S^2 \log(1.25/\delta)/\epsilon^2$, where S is the sensitivity. Deriving from Theorem 3.22 in [9], $\tilde{\mathbf{G}}$ satisfies (ϵ, δ) DP. Finally, we then adopt the IFFT and imaginary part deletion to $\tilde{\mathbf{G}}$, which are all post-processing procedures. Thus, the result $\text{FRe}(\mathbf{G})$ satisfies (ϵ, δ) DP. \square

To demonstrate the noise level of converting the two-dimensional convolutions to the element-wise multiplications in the frequency domain, we present the following corollary.

Corollary 1. *Suppose $\Gamma = \{\gamma_{m,n}\}_{m,n \in [0, N-1]}$ is a matrix of noise vector in frequency domain where $\gamma_{m,n} \sim \mathcal{N}(0, \sigma^2 S^2)$. Then the elements in $\mathcal{R}(\mathcal{F}^{-1}(\Gamma))$ follows a normal distribution $\mathcal{N}(0, \frac{1}{2} \sigma^2 S^2)$.*

The proof for Corollary 1 can be found in Appendix A.

3.3. Training Algorithm

Algorithm 2 Training algorithm of GReDP

Require: Training data: $\{(x_i, y_i)\}_{i=1}^N$, model parameters: \mathbf{W} , model layers: L , loss function: \mathcal{L} , learning rate: η , batch size: B , l_2 sensitivity c , and noise scale σ , total training epochs: T .

Ensure: Model with weight $\hat{\mathbf{W}}_T$.

- 1: Initialize \mathbf{W}_0 randomly
 - 2: **for** $t \in [1, T * N/B]$ **do**
 - 3: Take a random sample B_t with sampling probability B/N
 - 4: **for** $i \in [1, B]$ **do**
 - 5: **for** $l \in [L, 1]$ **do**
 - 6: Calculate the gradient of each sample in the l -th layer in the frequency domain and get \mathbf{G}_i^l
 - 7: Clipping and noise addition: $\hat{\mathbf{G}}_i^l \leftarrow \frac{\mathbf{G}_i^l}{\max(1, \|\mathbf{G}_i^l/c\|_2)} + \mathcal{N}(0, c^2 \sigma^2)$
 - 8: **end for**
 - 9: **end for**
 - 10: **Gradient descent**
 - 11: **for** $l \in [1, L]$ **do**
 - 12: $\hat{\mathbf{G}}^l \leftarrow \sum_{i=1}^B \hat{\mathbf{G}}_i^l$
 - 13: Inverse Transformation: $\bar{\mathbf{G}}^l \leftarrow \mathcal{F}^{-1}(\hat{\mathbf{G}}^l)$
 - 14: imaginary Part Deletion: $\tilde{\mathbf{G}}^l \leftarrow \mathcal{R}(\bar{\mathbf{G}}^l)$
 - 15: Update Parameters: $\mathbf{W}_t^l = \mathbf{W}_{t-1}^l - \eta \frac{1}{B} \tilde{\mathbf{G}}^l$
 - 16: **end for**
 - 17: **end for**
-

We present the complete training algorithm of GReDP in Algorithm 2. In each iteration, the algorithm takes a random batch of data with sampling probability B/N and calculates the gradients in the last layer. The gradients are then

processed as described before and backpropagated to the previous layer. All the parameters are updated based on the learning rate η and noise gradients. To demonstrate the overall DP achieved by our scheme, we present the following corollary based on the RDP privacy accountant.

Corollary 2. *The DL training algorithm we proposed achieves $((T_e * N/B)\epsilon + \frac{\log(1/\delta)}{\alpha-1}, \delta)$ - DP if $\sigma = \sqrt{2 \log(1.24/\delta)/\epsilon'}$, where $\epsilon' = \epsilon + \frac{\log(1/\delta)}{\alpha-1}$.*

Proof Sketch. The proof of the above corollary relies on the (α, ϵ) -RDP Proposition. We present the complete proof in Appendix B.

4. Experiments

We fully implement our GReDP and design comprehensive experiments to extensively evaluate its performance on several widely adopted deep learning models. In this section, we would like to answer the following key questions:

- How is the performance of GReDP on various deep learning models when training the models from scratch?
- How is the performance of GReDP on different models when training the models in the transfer settings?
- What is the influence of the hyperparameters on the performance of GReDP?

We will first describe the experimental configurations and then present the concrete results.

4.1. Experimental Configurations

We first present the implementation details of GReDP.

Hardware. We fully implement our GReDP in Python programming language. We evaluate GReDP on a desktop with an Inter Core i7-12700F CPU and GeForce RTX 3090.

Software. We implement all the evaluating models using Python and the PyTorch platform. All the operations in the deep learning models (i.e., the convolutional and fully connected layers) are implemented based on [11].

Evaluation Metrics. To better conduct the comparison of our GReDP with previous works, we design two types of experiments for our scheme: 1) training the models from random initialization (i.e., training from scratch), and 2) training the models from pre-trained parameters (i.e., transfer learning). We adopt the model accuracy in the inference procedure as the main evaluation metric to compare the model utility under the same privacy requirements.

Datasets. We adopt two widely-used public datasets to evaluate the performance of GReDP, i.e., MNIST [21] and CIFAR-10 [19]. MNIST is a handwritten digital dataset that contains 60,000 images for training and 10,000 images for testing. The image size is 28. CIFAR-10 is an RGB image dataset with 50,000 training data and 10,000 testing data. The input size is 32×32 and there are 10 classes contained. We select these datasets according to the concrete deep

learning model adopted, whose detailed structure will be demonstrated later.

Counterpart Comparison. We adopt DPSGD [1] and Spectral-DP [11] as our primary baseline methods. For DPSGD, we use their public implementation to evaluate our settings, which is established on the opacus [48] tool. All the operations are realized through the standard nn.torch library. Since the codes are not open-sourced for Spectral-DP [11], we implemented the method based on the information provided.

Based on the above settings, we fully implement our proposed method. Our code is available at

<https://anonymous.4open.science/r/FReDP-4CB2>

4.2. Training From Scratch

We first present the performance of GReDP and comparisons under the training from scratch settings. **Overall, GReDP achieves the best model utility among all the baselines on all deep learning models and settings.** Specifically, Table 1 demonstrates the results of GReDP and baseline methods at a glance. It can be observed that GReDP outperforms DPSGD and Spectral-DP in terms of model accuracy under the same experimental settings. For instance, our approach achieves 96.5% model accuracy on LeNet-5 and MNIST dataset, which is 3.8% and 1.2% higher than Spectral-DP and DPSGD, respectively, when $\epsilon = 1$ and $\delta = 10^{-5}$. The performance gain becomes more significant on the ResNet-20, Model-3, and AlexNet models with Cifar-10 datasets. More concretely, GReDP achieves 4.35% to 4.55% higher model accuracy than Spectral-DP and over 21.4% to 36.85% better utility than DPSGD. Note that Spectral-DP is currently the state-of-the-art method in the literature. In the following section, we will respectively describe the performance of GReDP on each deep learning model in detail.

TABLE 1. COMPARISONS OF ACCURACY (%) BETWEEN GReDP AND BASELINES METHODS IN TRAINING FROM SCRATCH.

Dataset	MNIST	CIFAR-10		
Models	LeNet-5	ResNet-20	Model-3	AlexNet
Privacy budget	$(1, 1e-5)$	$(1.5, 1e-5)$	$(2, 1e-5)$	$(2, 1e-5)$
Plain model	98.72	70.44	79.17	64.58
DP-SGD [1]	92.7	29.3	46.47	20.54
Spectral-DP [11]	95.3	54.9	63.52	52.92
GReDP (Ours)	96.5	59.45	67.87	57.39

4.2.1. GReDP on LeNet-5 and MNIST. LeNet-5 is one of the most fundamental model architectures in deep learning [20]. It was first proposed in 1994 and significantly encouraged the improvement of the successive models. The structure of LeNet-5 is shown in Table 2. It contains two convolutional layers and three fully-connected layers. The results of GReDP and baseline methods on LeNet-5 under different privacy budgets are demonstrated in the left part of Figure 3 (a). It can be seen from the figure that our

TABLE 2. ARCHITECTURE OF LeNET-5 MODEL.

Layer	Model Parameters
Convolution	6 kernels of size 5×5
Max-pooling	kernel size 2×2
Convolution	6 kernels of size 5×5
Max-pooling	kernel size 2×2
Fully-connection $\times 3$	120, 84, and 10 units, respectively

GReDP realizes consistently higher model accuracy than the existing baselines under various privacy budget settings. For instance, when $\epsilon = 1$ and $\delta = 10^{-5}$, GReDP achieves 96.65% model accuracy, while DPSGD and Spectral-DP obtain 92.7% and 95.3%, which is 3.8% and 1.2% lower than ours, respectively. The performance gain is relatively steady with respect to the privacy budget. Note that a lower ϵ indicates tighter requirement of privacy. Thus, it can be shown from the figure that our approach can protect the model parameter and training dynamics while maintaining certain model utilities. To better illustrate the training procedure of GReDP, we present the variation of the model accuracy concerning the privacy budget ϵ and training epochs on LeNet-5 and MNIST when $\epsilon = 2$ in the middle and right part of Figure 3 (a), respectively. It can be observed that the model utility gradually becomes better when ϵ grows larger for all three approaches. However, GReDP shows a consistently better performance than Spectral-DP and DPSGD on all values of the privacy budget. For instance, ϵ is calculated around 0.31 at the beginning of the training procedure, at which GReDP achieves 78.37% accuracy while DPSGD and Spectral-DP obtain 33.38% and 68.78% model accuracy, respectively. The performance gain gradually decreases when ϵ increases from 0 to 2. The relationship between the model accuracy and training epochs is similar to the privacy budget ϵ . The model accuracy with all three approaches increases rapidly from epoch 0 to 10 and becomes slow after epoch 11. During the entire training procedure, GReDP achieves higher model accuracy than Spectral-DP and DPSGD.

4.2.2. GReDP on ResNet-20 and Cifar-10. ResNet was a type of model architecture proposed in 2015 [14]. To address the issue of the vanishing/exploding gradient, ResNet architecture introduces the concept called Residual blocks equipped with skip connections. ResNet-20 is one of the typical architectures that utilize the Residual blocks to enhance the model performance, which contains three convolutional layers and one fully-connected layer. The concrete model structure is presented in Table 3.

We adopt Cifar-10 as the dataset to evaluate the performance of GReDP and all the baselines on ResNet-20. The results of the model accuracy under different DP methods are shown in the left part of Figure 3 (b). GReDP achieves consistently better model utility than DPSGD and Spectral-DP under all settings of privacy budget (i.e., the red solid line in the figure). For instance, the model accuracy using GReDP is 49.06%, 57.36%, 59.45%, and 59.49% when $\epsilon = 0.5, 1, 1.5$ and 2, while Spectral-DP obtains 45.03%, 52.87%, 54.9%, and 55.98%, respectively. The

TABLE 3. ARCHITECTURE OF RESNET-20 MODEL.

Layer	Model Parameters
Convolution	7 kernels of size 3×3
Avg-pooling	kernel size 2×2
Convolution	6 kernels of size 3×3
Avg-pooling	kernel size 2×2
Convolution	6 kernels of size 3×3
Avg-pooling	kernel size 2×2
Fully-connection	64 units

TABLE 4. ARCHITECTURE OF MODEL-3 MODEL.

Layer	Model Parameters
Convolution	2 kernels of size 3×3
Max-pooling	kernel size 2×2
Convolution	2 kernels of size 3×3
Max-pooling	kernel size 2×2
Convolution	2 kernels of size 3×3
Max-pooling	kernel size 2×2
Fully-connection $\times 2$	120 and 10 units, respectively

performance gain is more significant compared to DPSGD, which achieves 29.55%, 31.35%, 31.91%, and 32.1% model accuracy. With the target ϵ grows larger, the model utility becomes better, which conforms to the theoretical analysis. Compared to the LeNet-5 model, the performance gain is more significant than the baselines, since ResNet-20 is more complicated than the LeNet-5. We also present the training dynamics of the ResNet-20 model in Figure 3 (b) when $\epsilon = 2$, in which the middle (*resp.* right) part is the relationship between the model accuracy and the current privacy budget ϵ (*resp.* training epochs). It can be shown from the figure that with ϵ increases from zero to 2, the model accuracy gradually grows higher with slight perturbation. When ϵ is smaller than 1, the model accuracy obtained with GReDP and Spectral-DP is similar, while GReDP outperforms Spectral-DP for up to 5% higher when $\epsilon > 1$. On the other hand, GReDP is consistently better than DPSGD during the entire training process. As for the training epochs, the trend is similar to the relationship between accuracy and the current privacy budget. GReDP demonstrates better model utility than Spectral-DP after the tenth epoch and is significantly better than DPSGD through the entire training.

4.2.3. GReDP on Model-3 and Cifar-10. Among all the models we selected in this section to evaluate GReDP, Model-3 is the only one that is customized. It was designed in Spectral-DP [11] as the most complicated model in their experiments. To better illustrate the performance of GReDP compared to the baselines, we adopt Model-3 as one of the testing models. Model-3 consists of three convolutional layers and two fully connected layers, and the concrete structure is shown in Table 4.

The model accuracy with different settings of the privacy budget is shown in the left part of Figure 3 (c). Similar to the previous two models, GReDP outperforms all the baseline methods on Model-3 with respect to different privacy budgets. More concretely, GReDP achieves 56.15%, 63.93%,

Layer	Model Parameters
Convolution	1 kernels of size 3×3
Max-pooling	kernel size 2×2
Convolution	1 kernels of size 3×3
Max-pooling	kernel size 2×2
Convolution	1 kernels of size 3×3
Max-pooling	kernel size 2×2
Convolution	1 kernels of size 3×3
Max-pooling	kernel size 2×2
Convolution	1 kernels of size 3×3
Max-pooling	kernel size 2×2
Fully-connection $\times 3$	120, 84, and 10 units, respectively

TABLE 5. ARCHITECTURE OF ALEXNET MODEL.

66.3%, and 67.87% model accuracy when $\epsilon = 0.5, 1, 1.5$ and 2, respectively. These results are 5.62%, 3.78%, 4.03%, and 4.35% higher than Spectral-DP and 13.22%, 18.15%, 20.03%, and 21.4% higher than DPSGD. The performance gain proves that our GReDP retains more parameter information than other approaches while keeping the same noise scale, which conforms to the theoretical analysis. We present the training dynamics on Model-3 in the middle and right part of Figure 3 (c) when the target privacy budget is $(2, 10^{-5})$. Similar to the situations on ResNet-20, the model accuracy on the validation set gradually increases with ϵ grows larger using all three methods. During the training procedure, GReDP obtains better results than Spectral-DP and DPSGD consistently under the same value of privacy budget. The performance gain over DPSGD is more significant than Spectral-DP. The curve of the former is smooth while the latter exhibits a similar perturbation as ours. Finally, the right figure illustrates the relationship between the model accuracy and the training epochs on Model-3. It can be observed from the figure that to achieve the same model accuracy, GReDP requires fewer training epochs than the baselines. For instance, DPSGD costs 24 epochs to achieve model accuracy higher than 45%, while GReDP only needs 2. In the meantime, GReDP requires 11 epochs to obtain over 60% model accuracy while the best baseline Spectral-DP needs 16 epochs.

4.2.4. GReDP on AlexNet and Cifar-10. Finally, we adopt AlexNet [18] and Cifar-10 to evaluate the performance of our GReDP on larger models. AlexNet was proposed in 2012. As an evolutionary improvement over LeNet-5, it achieved excellent performance in the 2012 ImageNet challenge and created the prosperity of deep learning. AlexNet consists of five convolutional and three fully-connected layers. The concrete model structure is presented in Table 5.

We evaluate our GReDP on AlexNet with different values of ϵ and compare it with the baseline methods. The results are shown in the left part of Figure 3 (d). The performance gain of GReDP over DPSGD is the most significant on AlexNet among all the selected models. For instance, our approach achieves 51.93%, 55.8%, 56.89%, and 57.39% model accuracy, while DPSGD obtains 22.86%, 21.11%, 20.78%, and 20.54% accuracy when $\epsilon = 0.5, 1, 1.5,$ and 2, respectively. Our advantage over DPSGD demonstrates that

TABLE 6. ARCHITECTURE OF RESNET-18 MODEL.

Layer	Model Parameters
Convolution	1 kernels of size 7×7
Max-pooling	kernel size 3×3
Convolution	4 kernels of size 3×3
Max-pooling	kernel size 2×2
Convolution	4 kernels of size 3×3
Max-pooling	kernel size 2×2
Convolution	4 kernels of size 3×3
Max-pooling	kernel size 2×2
Convolution	4 kernels of size 3×3
Max-pooling	kernel size 2×2
Fully-connection	10 units

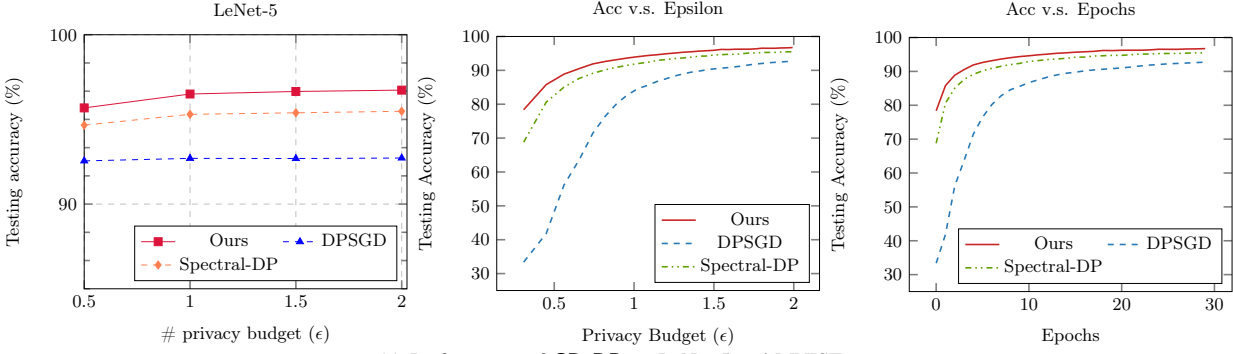
GReDP can adopt a lower noise scale than DPSGD and the performance gap becomes larger on more complicated models. We also acquire consistently better results than Spectral-DP with 2.5% to 4.47% higher accuracy. The relationship between the model accuracy and the current privacy budget ϵ on AlexNet when target $\epsilon = 2$ is shown in the middle part of Figure 3 (d). Compared to ResNet-20 and Model-3, the accuracy of the validation set is more stable and gradually increases when ϵ grows larger. We also illustrate the relationship between the model accuracy and training epochs in the right part of Figure 3 (d). It can be demonstrated from the figure that GReDP and Spectral-DP share similar training dynamics, where the model accuracy gradually increases with slight perturbation during the training. On the other hand, the accuracy of DPSGD first increases from epoch 0 to 15, and slightly decreases before epoch 20. The relatively low model accuracy reflects that DPSGD adds a higher noise level to the gradients and harms the model utility, especially when the model is complicated.

In all, the experimental results in this section indicate that our GReDP can maintain the best model utility across various models and datasets. The high model accuracy conforms to our theoretical results, that our approach requires a lower noise scale compared to the baselines without discarding any gradient information.

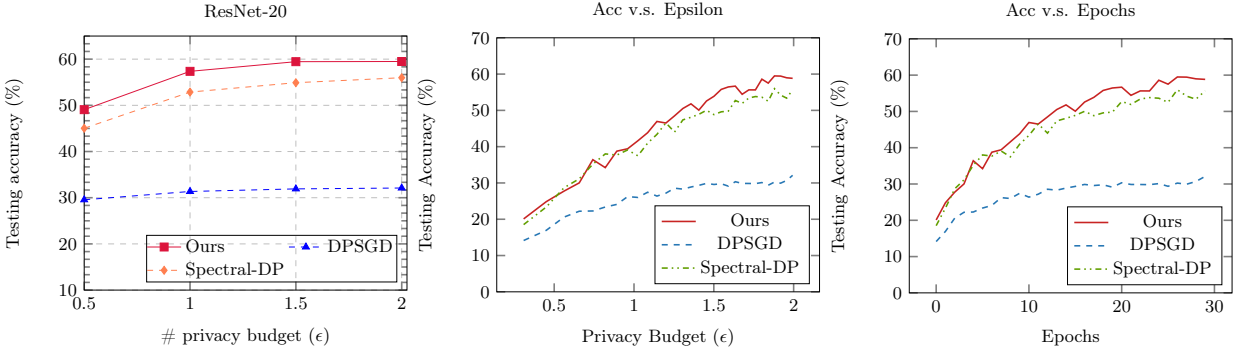
4.3. Transfer Learning

We present the model accuracy of GReDP and baselines in the transfer learning settings. We adopt the ResNet-18 as the model architecture and evaluate our scheme on two transfer settings. ResNet-18 is another representative model architecture in the ResNet architectures, whose concrete structure is shown in Table 6 in Appendix ???. More concretely, we first fix the entire network of ResNet-18 and only re-train the last convolutional layer, which is denoted as ResNet-18-1Conv. Then we retrain the last two convolutional layers and denote it as ResNet-18-Conv2. We set the learning rate as 0.001.

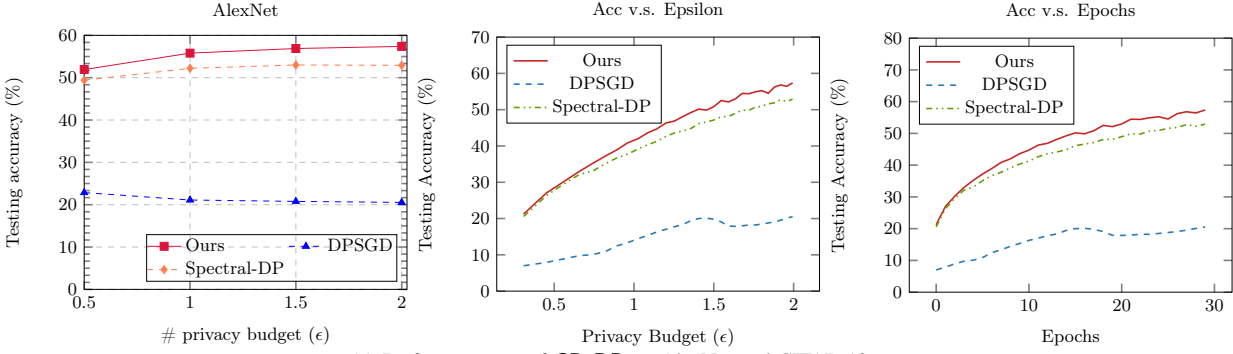
The model accuracy of GReDP and baseline methods under the transfer learning settings is shown in Table 7. **The results illustrate that our GReDP also exhibits better performance than the existing baselines in transfer learning.** For instance, GReDP achieves 77.21% model accuracy



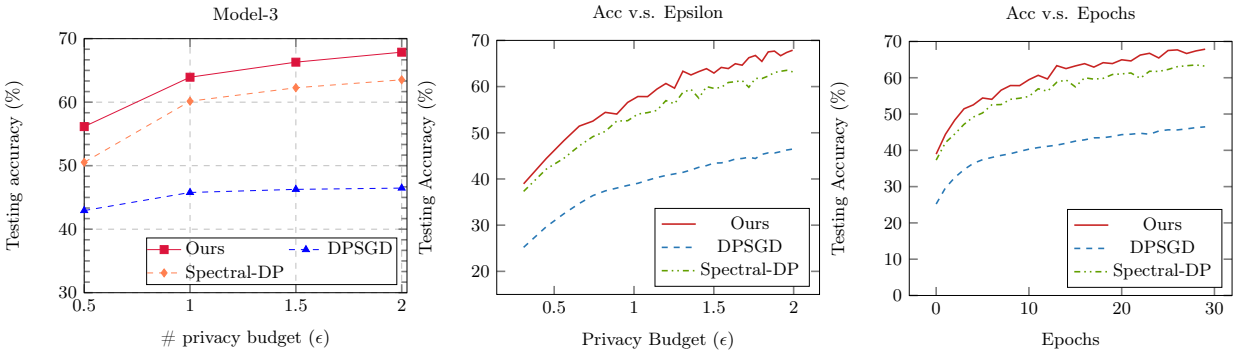
(a) Performance of GReDP on LeNet-5 and MNIST.



(b) Performance of GReDP on ResNet-20 and CIFAR-10.



(c) Performance on of GReDP on AlexNet and CIFAR-10.



(d) Performance on of GReDP on Model-3 and CIFAR-10.

Figure 3. Relationship between the testing accuracy and various factors using different models and datasets.

TABLE 7. COMPARISONS OF ACCURACY (%) IN TRANSFER LEARNING.

Models	ϵ	Plain	DP-SGD [1]	Spectral-DP [11]	GReDP (Ours)
1Conv	0.5		63.87	70.22	70.86
	1	80.27	65.98	74.37	74.91
	2		67.05	76.48	77.21
2Conv	0.5		62.51	68.57	69.96
	1	86.59	65.70	75.34	76.96
	2		67.64	79.54	80.94

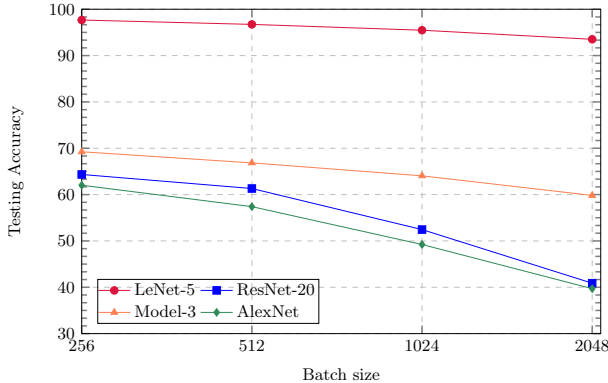


Figure 4. Relationship between ACC (%) and batch size.

when $\epsilon = 2$ under ResNet-18-1Conv setting, which is 0.73% and 10.16% higher than Spectral-DP and DPSGD, respectively. Similarly, under the ResNet-18-2Conv setting, our method obtains 69.96%, 76.96%, and 80.94% model accuracy when $\epsilon = 0.5, 1$, and 2. Compared to the baseline approaches, our scheme is 1.39% to 1.62% higher than Spectral-DP and 7.45% to 13.3% higher than DPSGD. The results demonstrate that our GReDP can attain a better model utility than existing methods under the same privacy budget in transfer learning. The consistently better results derive from the fact that our method requires the lowest noise level without deleting any gradient information.

4.4. Ablation Study

Finally, we study the influence of the hyperparameters on the performance of GReDP, including the batch size, the learning rate, and the clipping norm.

4.4.1. Batch Size. The results of batch size v.s. model accuracy when $\epsilon = 2$ is shown in Figure 4. It can be seen from the figure that the model utility gradually decreases when the batch size grows larger. For instance, on LeNet-5, GReDP obtains 97.67%, 96.73%, 95.47%, and 93.51% model accuracy when batch size equals 256, 512, 1024, and 2048, respectively. The accuracy decreases by 4.16% with batch size increases. The accuracy of Model-3 shows a similar trend, which decreases by 9.12% when the batch size is 2048. The variation of accuracy is more significant on ResNet-20 and AlexNet, which exhibit 22.32% and 23.46% change, respectively. Note that a smaller batch size would lead to slower training procedures. In our paper, we set the

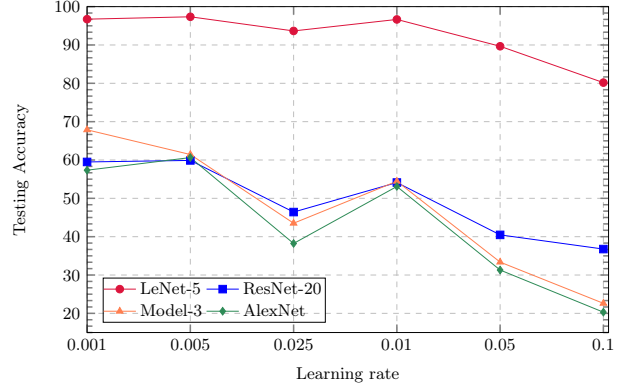


Figure 5. Relationship between ACC (%) and learning rate.

batch size as 500 to better compare with the baselines, which is also close to the optimal setting.

4.4.2. Learning Rate. The relationship between the learning rate and the model accuracy is shown in Figure 5. Overall, the model accuracy decreases as the learning rate grows larger. Among all the models, LeNet-5 achieves the highest accuracy and is relatively stable. When the learning rate increases to 0.01, the model attains 96.66% utility, which is only 0.07% lower than the learning rate equals 0.001. With the learning rate getting larger to 0.01, the model accuracy decreases to 80.18% on LeNet-5. The other three models share a similar trend, that the accuracy drops to around 40% when the learning rate is 0.025, increases slightly back, and then gradually decreases as the learning rate grows. In our experiments, we set the learning rate as 0.01 for the optimal results, which is also selected as the preferable setting for Spectral-DP.

4.4.3. Clipping Norm. We present the accuracy with different values of clipping norm and privacy budgets in Table 8. For each model, we evaluate GReDP with clipping norm as 1 and 0.1. It can be seen from the table that for the majority of the experiments, clipping norm equals one is a better choice. For example, GReDP achieves 96.73% model accuracy on LeNet-5 when clipping norm as 1 and privacy budget as $(2, 10^{-5})$, while it obtains 96.4% when clipping norm is 0.1. The gap becomes larger on ResNet-20 and Model-3, e.g., $\text{acc} = 59.45$ when $\text{cl} = 1$ and $\epsilon = 1.5$ while $\text{acc} = 45.08$ when $\text{cl} = 0.1$, causing a accuracy decrease of 14.37%. Although the accuracy on Model-3 when $\text{cl} = 0.1$ and $\epsilon = 0.5$ is 4.05% higher than $\text{cl} = 1$, GReDP performs better when the clipping norm is set to 1 in general.

5. Related Work

With the development of the deep learning method, more and more researchers have paid attention to the privacy-preserving issues of deep learning algorithms. Regarding different privacy goals, DP can be adapted to various stages of the deep learning models, including the input data, the

TABLE 8. MODEL ACCURACY WITH DIFFERENT VALUES OF CLIPPING NORM AND PRIVACY BUDGETS.

Dataset	MNIST		CIFAR-10		CIFAR-10		CIFAR-10	
Models	LeNet-5		ResNet-20		Model-3		AlexNet	
Clipping Norm	0.1	1	0.1	1	0.1	1	0.1	1
$(\epsilon, \delta) = (0.5, 10^{-5})$	95.47	95.68	45.54	49.06	60.2	56.15	52.25	51.93
$(\epsilon, \delta) = (1, 10^{-5})$	96.43	96.5	45.24	57.36	60.56	63.93	52.49	55.8
$(\epsilon, \delta) = (1.5, 10^{-5})$	96.42	96.65	45.08	59.45	60.31	66.3	52.44	56.89
$(\epsilon, \delta) = (2, 10^{-5})$	96.4	96.73	45.57	59.49	60.2	67.87	52.44	57.39

object functions, data labels, the well-trained model parameters (i.e., outputs), and the training procedures.

Input perturbations. DP that is applied to the input data of the deep learning model is equivalent to the training with sanitized data. More concretely, the noise is injected into the input data so that the global distribution is retained while information on each piece of data can be concealed [2], [13], [17], [26]. This strategy is usually adopted when there is sensitive information contained in the training data in order to defend against the model inference attack. For instance, Google proposed RAPPOR [10], which permits the developer to privately collect the user’s data. Triastcyn *et al.* brought forward a method that can generate a synthesis dataset with the same distribution as the original data yet preserve the data privacy [40]. There are also quantities of work [41] that combines the input perturbation with other techniques to achieve more complicated goals.

Object function perturbations. Methods in this category involve the noise addition to the object function of the deep learning models. Phan *et al.* propose the deep private auto-encoder (dPA) [34], which realizes DP characteristics based on the functional mechanism. In [35], the authors design an Adaptive Laplace Mechanism (AdLM), which provides a novel scheme to perturb the object function. More recently, Iyengar *et al.* established a benchmark using high-throughput data based on a more practical objective perturbation function [15]. To better calculate the function sensitivity for the noise intensity, some works propose to use the objective function perturbation upon an approximate convex polynomial function [34], [37]. The above-mentioned work can be usually adopted before the network training procedure.

Label perturbations. The DP mechanism can also be exerted on the label level of the dataset. One of the typical applications of label perturbation is to inject noise into the transfer phase in the teacher-student framework [52]. Papernot *et al.* propose PATE [31], which is a teach-student model that permits transfer learning with DP characteristics. This method is further extended to large-scale applications with a novel noise aggregation scheme [32]. Based on this, some works adopt PATE as the discriminator of the Generative Adversarial Networks (GANs) to achieve DP guarantees.

Output perturbations. Similar to the objective function perturbation, the output perturbation is also designed for deep learning tasks with convex objective functions [8], [27], [45]. Rastogi *et al.* propose to inject noise to the output

to accurately answer high sensitivity queries [36]. There are also a bunch of works that utilize DP-based output to preserve the model privacy of clients in the federated learning setting [24], [46], [47].

Gradient perturbation. Despite the effectiveness of the above methods, they cannot defend against adversaries that have access to the training dynamics. Moreover, directly adding noise to the well-trained parameters would devastate model utility. Thus to address those capability limits, in 2016, Abadi *et al.* proposed to inject the noise into the entire training procedure [1]. The designed scheme, called DPSGD, realizes efficient and DP-guaranteed SGD algorithms for general deep learning models. Since then, there have been quantities of work brought forward in this region [6]. Yu *et al.* propose the gradient embedding perturbation (GEP) which projects the weight matrix to a low-dimensional domain [49]. Several works utilize mapping functions to project or decompose the gradient weights to a different space for better performance [29], [50]. There are also approaches that focus on optimizing the utility of DPSGD from various aspects, such as controlling the clipping norm [33], minimizing the trainable parameters [25], designing DP-friendly model architectures [5], privacy budget allocation [3], [51], and selecting suitable data features [39]. These works follow the fundamental design of DPSGD and present enhancing methods as an auxiliary improvement. In 2023, Feng *et al.* propose Spectral-DP [11], which modifies the conceptual foundations of DPSGD by injecting noise in the Fourier domain. As an alternative to DPSGD, Spectral-DP permits the deep learning models to retain higher accuracy. However, Spectral-DP relies highly on the filtering ratio and inevitably harms the original gradient information.

6. Conclusion

In this paper, we propose a more robust approach for DP training called GReDP. Our method computes the model gradients in the frequency domain via FFT and reduces the noise scale using IFFT and real-part selection. At the core of our method lies a new gradient-preserving noise reduction strategy. Compared to the previous methods, our GReDP only requires half of the noise scale than DPSGD while preserving all the gradient information. We analyze the performance of GReDP theoretically which demonstrates its effectiveness. We fully implement our method and design comprehensive experiments to show the performance.

The results show that our method works consistently better than the baselines under both direct training and transfer learning settings. Finally, we briefly analyze the limitations of our work in Appendix C and will leave those issues as our future work.

References

- [1] Martin Abadi, Andy Chu, Ian Goodfellow, H Brendan McMahan, Ilya Mironov, Kunal Talwar, and Li Zhang. Deep learning with differential privacy. In *Proceedings of the 2016 ACM SIGSAC conference on computer and communications security*, pages 308–318, 2016.
- [2] Miguel E Andrés, Nicolás E Bordenabe, Konstantinos Chatzikokolakis, and Catuscia Palamidessi. Geo-indistinguishability: Differential privacy for location-based systems. In *Proceedings of the 2013 ACM SIGSAC conference on Computer & communications security*, pages 901–914, 2013.
- [3] Hilal Asi, John Duchi, Alireza Fallah, Omid Javidsbakht, and Kunal Talwar. Private adaptive gradient methods for convex optimization. In *International Conference on Machine Learning*, pages 383–392. PMLR, 2021.
- [4] Dario Bini and Victor Y Pan. *Polynomial and matrix computations: fundamental algorithms*. Springer Science & Business Media, 2012.
- [5] Anda Cheng, Jiaying Wang, Xi Sheryl Zhang, Qiang Chen, Peisong Wang, and Jian Cheng. Dpnas: Neural architecture search for deep learning with differential privacy. In *Proceedings of the AAAI Conference on Artificial Intelligence*, volume 36, pages 6358–6366, 2022.
- [6] Giovanni Cherubin, Boris Kopf, Andrew Paverd, Shruti Tople, Lukas Wutschitz, and Santiago Zanella-Béguelin. Closed-Form bounds for DP-SGD against record-level inference attacks. In *33rd USENIX Security Symposium (USENIX Security 24)*, pages 4819–4836, Philadelphia, PA, August 2024. USENIX Association.
- [7] Caiwen Ding, Siyu Liao, Yanzhi Wang, Zhe Li, Ning Liu, Youwei Zhuo, Chao Wang, Xuehai Qian, Yu Bai, Geng Yuan, et al. Circnn: accelerating and compressing deep neural networks using block-circulant weight matrices. In *Proceedings of the 50th Annual IEEE/ACM International Symposium on Microarchitecture*, pages 395–408, 2017.
- [8] Minxin Du, Xiang Yue, Sherman S. M. Chow, Tianhao Wang, Chenyu Huang, and Huan Sun. Dp-forward: Fine-tuning and inference on language models with differential privacy in forward pass. In *Proceedings of the 2023 ACM SIGSAC Conference on Computer and Communications Security, CCS ’23*, page 2665–2679, New York, NY, USA, 2023. Association for Computing Machinery.
- [9] Cynthia Dwork, Aaron Roth, et al. The algorithmic foundations of differential privacy. *Foundations and Trends® in Theoretical Computer Science*, 9(3–4):211–407, 2014.
- [10] Úlfar Erlingsson, Vasyli Pihur, and Aleksandra Korolova. Rappor: Randomized aggregatable privacy-preserving ordinal response. In *Proceedings of the 2014 ACM SIGSAC conference on computer and communications security*, pages 1054–1067, 2014.
- [11] Ce Feng, Nuo Xu, Wujie Wen, Parv Venkatasubramanian, and Caiwen Ding. Spectral-dp: Differentially private deep learning through spectral perturbation and filtering. In *2023 IEEE Symposium on Security and Privacy (SP)*, pages 1944–1960. IEEE Computer Society, 2023.
- [12] Xueluan Gong, Ziyao Wang, Shuaike Li, Yanjiao Chen, and Qian Wang. A gan-based defense framework against model inversion attacks. *IEEE Transactions on Information Forensics and Security*, 18:4475–4487, 2023.
- [13] Sivakanth Gopi, Pankaj Gulhane, Janardhan Kulkarni, Judy Hanwen Shen, Milad Shokouhi, and Sergey Yekhanin. Differentially private set union. In *International Conference on Machine Learning*, pages 3627–3636. PMLR, 2020.
- [14] Kaiming He, Xiangyu Zhang, Shaoqing Ren, and Jian Sun. Deep residual learning for image recognition. In *Proceedings of the IEEE conference on computer vision and pattern recognition*, pages 770–778, 2016.
- [15] Roger Iyengar, Joseph P Near, Dawn Song, Om Thakkar, Abhradeep Thakurta, and Lun Wang. Towards practical differentially private convex optimization. In *2019 IEEE Symposium on Security and Privacy (SP)*, pages 299–316. IEEE, 2019.
- [16] Diane Jackson, Sorin Adam Matei, and Elisa Bertino. Artificial intelligence ethics education in cybersecurity: Challenges and opportunities: a focus group report, 2023.
- [17] Daniel Kifer and Ashwin Machanavajjhala. Pufferfish: A framework for mathematical privacy definitions. *ACM Transactions on Database Systems (TODS)*, 39(1):1–36, 2014.
- [18] Alex Krizhevsky. Imagenet classification with deep convolutional neural networks. *Advances in neural information processing systems*, 2012.
- [19] Alex Krizhevsky, Geoffrey Hinton, et al. Learning multiple layers of features from tiny images. 2009.
- [20] Y. Lecun, L. Bottou, Y. Bengio, and P. Haffner. Gradient-based learning applied to document recognition. *Proceedings of the IEEE*, 86(11):2278–2324, 1998.
- [21] Yann LeCun and Corinna Cortes. MNIST handwritten digit database. 2010.
- [22] Yaliang Li, Houping Xiao, Zhan Qin, Chenglin Miao, Lu Su, Jing Gao, Kui Ren, and Bolin Ding. Towards differentially private truth discovery for crowd sensing systems. In *2020 IEEE 40th International Conference on Distributed Computing Systems (ICDCS)*, pages 1156–1166, 2020.
- [23] Sheng Lin, Ning Liu, Mahdi Nazemi, Hongjia Li, Caiwen Ding, Yanzhi Wang, and Massoud Pedram. Fft-based deep learning deployment in embedded systems. In *2018 Design, Automation & Test in Europe Conference & Exhibition (DATE)*, pages 1045–1050. IEEE, 2018.
- [24] Junxu Liu, Jian Lou, Li Xiong, Jinfei Liu, and Xiaofeng Meng. Cross-silo federated learning with record-level personalized differential privacy. *arXiv preprint arXiv:2401.16251*, 2024.
- [25] Zelun Luo, Daniel J Wu, Ehsan Adeli, and Li Fei-Fei. Scalable differential privacy with sparse network finetuning. In *Proceedings of the IEEE/CVF Conference on Computer Vision and Pattern Recognition*, pages 5059–5068, 2021.
- [26] H Brendan McMahan, Daniel Ramage, Kunal Talwar, and Li Zhang. Learning differentially private recurrent language models. *arXiv preprint arXiv:1710.06963*, 2017.
- [27] Fatemehsadat Mireshghallah, Mohammadkazem Taram, Praneeth Vepakomma, Abhishek Singh, Ramesh Raskar, and Hadi Esmaeilzadeh. Privacy in deep learning: A survey. *arXiv preprint arXiv:2004.12254*, 2020.
- [28] Ilya Mironov. Rényi differential privacy. In *2017 IEEE 30th computer security foundations symposium (CSF)*, pages 263–275. IEEE, 2017.
- [29] Milad Nasr, Reza Shokri, et al. Improving deep learning with differential privacy using gradient encoding and denoising. *arXiv preprint arXiv:2007.11524*, 2020.
- [30] Victor Y Pan. *Structured matrices and polynomials: unified superfast algorithms*. Springer Science & Business Media, 2012.
- [31] Nicolas Papernot, Martín Abadi, Úlfar Erlingsson, Ian Goodfellow, and Kunal Talwar. Semi-supervised knowledge transfer for deep learning from private training data. In *International Conference on Learning Representations*, 2017.
- [32] Nicolas Papernot, Shuang Song, Ilya Mironov, Ananth Raghunathan, Kunal Talwar, and Úlfar Erlingsson. Scalable private learning with PATE. In *International Conference on Learning Representations*, 2018.

- [33] Nicolas Papernot, Abhradeep Thakurta, Shuang Song, Steve Chien, and Úlfar Erlingsson. Tempered sigmoid activations for deep learning with differential privacy. In *Proceedings of the AAAI Conference on Artificial Intelligence*, volume 35, pages 9312–9321, 2021.
- [34] NhatHai Phan, Yue Wang, Xintao Wu, and Dejing Dou. Differential privacy preservation for deep auto-encoders: an application of human behavior prediction. In *Proceedings of the AAAI Conference on Artificial Intelligence*, volume 30, 2016.
- [35] NhatHai Phan, Xintao Wu, and Dejing Dou. Preserving differential privacy in convolutional deep belief networks. *Machine learning*, 106(9-10):1681–1704, 2017.
- [36] Vibhor Rastogi, Michael Hay, Gerome Miklau, and Dan Suciu. Relationship privacy: output perturbation for queries with joins. In *Proceedings of the Twenty-Eighth ACM SIGMOD-SIGACT-SIGART Symposium on Principles of Database Systems*, PODS '09, page 107–116, New York, NY, USA, 2009. Association for Computing Machinery.
- [37] Sina Sajadmanesh, Ali Shahin Shamsabadi, Aurélien Bellet, and Daniel Gatica-Perez. GAP: Differentially private graph neural networks with aggregation perturbation. In *32nd USENIX Security Symposium (USENIX Security 23)*, pages 3223–3240, Anaheim, CA, August 2023. USENIX Association.
- [38] Ankush Singla and Elisa Bertino. Dp-ada: Differentially private adversarial domain adaptation for training deep learning based network intrusion detection systems. In *2022 IEEE 8th International Conference on Collaboration and Internet Computing (CIC)*, pages 89–98, 2022.
- [39] Florian Tramer and Dan Boneh. Differentially private learning needs better features (or much more data). In *International Conference on Learning Representations*, 2021.
- [40] Aleksei Triastcyn and Boi Faltings. Generating differentially private datasets using gans. 2018.
- [41] Haichen Wang, Shuchao Pang, Zhigang Lu, Yihang Rao, Yongbin Zhou, and Minhui Xue. dp-promise: Differentially private diffusion probabilistic models for image synthesis. In *33rd USENIX Security Symposium (USENIX Security 24)*, pages 1063–1080, Philadelphia, PA, August 2024. USENIX Association.
- [42] Yanling Wang, Qian Wang, Lingchen Zhao, and Cong Wang. Differential privacy in deep learning: Privacy and beyond. *Future Generation Computer Systems*, 148:408–424, 2023.
- [43] Zhibo Wang, Jingjing Ma, Xue Wang, Jiahui Hu, Zhan Qin, and Kui Ren. Threats to training: A survey of poisoning attacks and defenses on machine learning systems. *ACM Comput. Surv.*, 55(7), dec 2022.
- [44] Zhibo Wang, He Wang, Shuaifan Jin, Wenwen Zhang, Jiahui Hu, Yan Wang, Peng Sun, Wei Yuan, Kaixin Liu, and Kui Ren. Privacy-preserving adversarial facial features. In *Proceedings of the IEEE/CVF Conference on Computer Vision and Pattern Recognition (CVPR)*, pages 8212–8221, June 2023.
- [45] Zihao Wang, Rui Zhu, Dongruo Zhou, Zhikun Zhang, John Mitchell, Haixu Tang, and XiaoFeng Wang. DPAdapter: Improving differentially private deep learning through noise tolerance pre-training. In *33rd USENIX Security Symposium (USENIX Security 24)*, pages 991–1008, Philadelphia, PA, August 2024. USENIX Association.
- [46] Chulin Xie, Yunhui Long, Pin-Yu Chen, Qinbin Li, Sanmi Koyejo, and Bo Li. Unraveling the connections between privacy and certified robustness in federated learning against poisoning attacks. In *Proceedings of the 2023 ACM SIGSAC Conference on Computer and Communications Security*, CCS '23, page 1511–1525, New York, NY, USA, 2023. Association for Computing Machinery.
- [47] Yuchen Yang, Bo Hui, Haolin Yuan, Neil Gong, and Yinzhi Cao. PrivateFL: Accurate, differentially private federated learning via personalized data transformation. In *32nd USENIX Security Symposium (USENIX Security 23)*, pages 1595–1612, Anaheim, CA, August 2023. USENIX Association.
- [48] Ashkan Yousefpour, Igor Shilov, Alexandre Sablayrolles, Davide Testuggine, Karthik Prasad, Mani Malek, John Nguyen, Sayan Ghosh, Akash Bharadwaj, Jessica Zhao, Graham Cormode, and Ilya Mironov. Opacus: User-friendly differential privacy library in PyTorch. *arXiv preprint arXiv:2109.12298*, 2021.
- [49] Da Yu, Huishuai Zhang, Wei Chen, and Tie-Yan Liu. Do not let privacy overbill utility: Gradient embedding perturbation for private learning. In *International Conference on Learning Representations*, 2021.
- [50] Da Yu, Huishuai Zhang, Wei Chen, Jian Yin, and Tie-Yan Liu. Large scale private learning via low-rank reparametrization. In *International Conference on Machine Learning*, pages 12208–12218. PMLR, 2021.
- [51] Lei Yu, Ling Liu, Calton Pu, Mehmet Emre Gurses, and Stacey Truex. Differentially private model publishing for deep learning. In *2019 IEEE Symposium on Security and Privacy (SP)*, pages 332–349. IEEE, 2019.
- [52] Jun Zhao. Distributed deep learning under differential privacy with the teacher-student paradigm. In *Workshops at the Thirty-Second AAAI Conference on Artificial Intelligence*, 2018.

Appendix

1. Proof of Corollary 1

Corollary 1. Suppose $\Gamma = \{\gamma_{m,n}\}_{m,n \in [0, N-1]}$ is a matrix of noise vector in frequency domain where $\gamma_{m,n} \sim \mathcal{N}(0, \sigma^2 S^2)$. Then the elements in $\mathcal{R}(\mathcal{F}^{-1}(\Gamma))$ follows a normal distribution $\mathcal{N}(0, \frac{1}{2}\sigma^2 S^2)$.

Proof. Denote $\Upsilon = \{v_{k,l}\}_{k,l \in [0, N-1]}$ as the corresponding vector of Γ in the time domain, such that the (k, l) -th element in $\mathcal{F}^{-1}(\Gamma)$ is

$$\begin{aligned}
 v_{k,l} &= \frac{1}{N} \sum_{m=0}^N \sum_{n=0}^N \gamma_{m,n} \cdot e^{\frac{2\pi i}{N} \cdot (mk+nl)} \\
 &= \frac{1}{N} \sum_{m=0}^N \sum_{n=0}^N \gamma_{m,n} \cdot \left(\cos\left(\frac{2\pi}{N}(mk+nl)\right) + i \sin\left(\frac{2\pi}{N}(mk+nl)\right) \right) \\
 &\sim \mathcal{N}\left(0, \sum_{m=0}^N \sum_{n=0}^N \frac{1}{N^2} \cos^2\left(\frac{2\pi}{N}(mk+nl)\right) \sigma^2 S^2\right) \\
 &\quad + i \cdot \mathcal{N}\left(0, \sum_{m=0}^N \sum_{n=0}^N \frac{1}{N^2} \sin^2\left(\frac{2\pi}{N}(mk+nl)\right) \sigma^2 S^2\right)
 \end{aligned} \tag{28}$$

where the last \sim derives from the properties of the normal distribution. Thus, we have

$$\begin{aligned}
 \mathcal{R}(v_{k,l}) &\sim \mathcal{N}\left(0, \sum_{m=0}^N \sum_{n=0}^N \frac{1}{N^2} \cos^2\left(\frac{2\pi}{N}(mk+nl)\right) \sigma^2 S^2\right) \\
 &= \mathcal{N}\left(0, \frac{1}{2}\sigma^2 S^2\right)
 \end{aligned} \tag{29}$$

which completes the proof. \square

2. Proof of Corollary 2

Corollary 2. The DL training algorithm we proposed in Algorithm 2 achieves $((T_e \cdot N/B)\epsilon + \frac{\log(1/\delta)}{\alpha-1}, \delta) - DP$ if $\sigma = \sqrt{2 \log(1.24/\delta) / \epsilon'}$, where $\epsilon' = \epsilon + \frac{\log(1/\delta)}{\alpha-1}$.

Proof. Following Theorem 3.22 [9], the Gaussian mechanism in Algorithm 2 is (ϵ', δ) DP, which is (α, ϵ) -RDP due to Proposition 1. Suppose the size of the dataset is N with batch size B and training epoch T_e . Thus there are in total $T_e \cdot \frac{N}{B}$ times of noise addition. Due to the property of the RDP mechanism, Algorithm 4 guarantees a $(\alpha, T_e \cdot \frac{N}{B} \epsilon)$ -RDP, which is equivalent to a $(T_e \cdot \frac{N}{B} \epsilon + \frac{\log 1/\delta}{\alpha-1}, \delta)$ -DP. \square

3. Limitations

Currently, the implementation of GReDP is straightforward without any thread-level parallelization. Consequently, the training procedure is relatively slow. This issue can be solved by integrating the implementation to the octopus library. Furthermore, GReDP adopts the Gaussian mechanism to apply the noise. Whether there is a better way to exert the noise to the gradients is still an open question.