

Introducing Quantification into a Hierarchical Graph Rewriting Language*

Haruto Mishina¹ and Kazunori Ueda²[0000–0002–3424–1844]

Waseda University, Tokyo 169-8555, Japan
{mishina,ueda}@ueda.info.waseda.ac.jp

Abstract. LMNtal is a programming and modeling language based on hierarchical graph rewriting that uses logical variables to represent connectivity and membranes to represent hierarchy. On the theoretical side, it allows logical interpretation based on intuitionistic linear logic; on the practical side, its full-fledged implementation supports a graph-based parallel model checker and has been used to model diverse applications including various computational models. This paper discuss how we extend LMNtal to QLMNtal (LMNtal with Quantification) to further enhance the usefulness of hierarchical graph rewriting for high-level modeling by introducing quantifiers into rewriting as well as matching. Those quantifiers allows us to express universal quantification, cardinality and non-existence in an integrated manner. Unlike other attempts to introduce quantifiers into graph rewriting, QLMNtal has term-based syntax, whose semantics is smoothly integrated into the small-step semantics of the base language LMNtal. The proposed constructs allow combined and nested use of quantifiers within individual rewrite rules.

Keywords: quantification · graph rewriting language · language design.

1 Introduction

1.1 Background and Objectives

Graph rewriting languages express computation as successive and possibly concurrent updating of graph structures. Graphs are highly general means for modeling diverse structures in the real world. They also generalize algebraic data types such as trees and lists in programming, and designing high-level programming languages for handling graphs safely and clearly is an important challenge.

A specific challenge towards an expressive graph rewriting language, both in theory and in practice, is the ability to handle the “quantities”—broadly construed—of graph elements. They include existential and universal quantification, non-existence, and cardinality. Existing tools for graph rewriting have

* This is an extended version (with Appendix) of the paper presented at the 34th International Symposium on Logic-Based Program Synthesis and Transformation (LOPSTR 2024), Milano, Italy, September 2024, LNCS 14919, Springer-Verlag, pp. 220–239, https://doi.org/10.1007/978-3-031-71294-4_13.

proposed various methods including the combination of rewrite rules and the introduction of control structures (see Section 7 for related work), but how to provide those features in the standard setting of programming languages, i.e., inductively defined syntax and structural operational semantics, has been an open question.

LMNtal [18] is a programming and modeling language that handles hierarchical undirected graphs. Its distinguished features include:

- It is based on inductively defined syntax and small-step semantics, with structural congruence (as with process calculi) to characterize its data structures which are often referred to as *port graphs* (as opposed to standard graphs in graph theory). Links (which are unlabeled edges) interconnect two ports of atoms (which are labeled nodes).
- It features *membranes* as a means of hierarchization (of nodes), representation of first-class multisets, and localization of rewriting.
- The de facto standard runtime system, SLIM [11], provides an LTL model checker as well as (don't-care non-deterministic) concurrent rewriting.

Historically, LMNtal was born as an attempt to unify constraint-based concurrency [19] and Constraint Handling Rules [7], the two notable extensions to (concurrent) logic programming. This attempt then resulted in the unified handling of symbols representing programs and those representing data, which are interconnected by logical variables that could be interpreted as graph edges. LMNtal programs allow interpretation based on intuitionistic linear logic [18].

Unlike many other tools for graph rewriting that provide control structures (like sequencing), computation of LMNtal is basically controlled by subgraph matching which can be regarded essentially as existential quantification and which acts as a *synchronization mechanism*. The implementation of LMNtal supports constructs for handling a limited form of negative information including the non-equality checking of node labels, but constructs for handling various sorts of quantities has been an open issue, which is the subject of this paper.

1.2 Contributions

The objective of this work is to introduce constructs for specifying quantities into a graph rewriting language and to formulate the syntax and semantics of the extended language. The contributions of our approach are summarized below.

Introducing cardinality, non-existence and universal quantification.

Pattern matching in LMNtal is to find a subgraph which is structurally congruent to the LHS (left-hand side) of a rewrite rule and can be viewed as existential quantification. We first introduce constructs for specifying the quantities of graph elements. *Cardinality quantification* specifies the minimum and the maximum numbers of specified subgraph occurrences in the target graph and rewrites them in a single step. *Non-existence quantification* ensures the non-existence of a specified subgraph in the target graph. *Universal quantification* finds all (non-overlapping) subgraphs and rewrite them in a single step.

Relating different quantifications. One of the technical challenges is to introduce the above quantification systematically in such a way that different constructs are related to each other. We identify cardinality and non-existence as two basic quantification and universal quantification as a derived construct. Also, we show that *labelling* of quantification plays a key role in controlling the (in)dependence of quantification.

Abstract state space. Although various forms of quantification could be programmed using multiple rewrite rules and/or built-in control structures, they complicate the state space of model checking. Expressive quantification within individual rules will keep the state space at the right level of abstraction.

Combination and nesting of quantification. Thanks to the approach based on structural operational semantics, the semantics of combined and nested use of quantification can be given in a systematic manner. We show that the proposed framework can express typical use cases of nested quantification (Section 6).

The rest of this paper is organized as follows. Section 2 describes LMNtal, the base language of this study. Section 3 introduces QLMNtal’s functionalities using simple examples. The syntax of QLMNtal is given Section 4 and the operational semantics in Section 5. Section 6 describes two examples showing the expressive power of the constructs. Section 7 discusses related work and our future work.

2 LMNtal

This section outlines (a fragment of) LMNtal [18] as the basis of QLMNtal. Due to its background as a concurrent language, its main construct is called a *process*, whose structure formed by atoms, links and membranes will evolve by another construct called (*rewrite*) *rules*. The original definition [18] handles rewrite rules as part of a process so that they can be placed in membranes to express local rewriting inside them, but here we handle only global rewrite rules and separate them from processes as in [21].

2.1 Syntax of LMNtal

An LMNtal program discussed in this paper is the pair of a *process* and a set of (*rewrite*) *rules* defined as in Fig. 1, where p stands for a name starting with a lowercase letter or a number, and X_i stands for a name starting with an uppercase letter. Processes and rules are subject to the Link Condition:

Definition 1 (Link Condition). *Each link name can occur at most twice in a process, and each link name in a rule must occur exactly twice in the rule.* \square

An m -ary *atom* $p(X_1, \dots, X_m)$ represents a node (labelled by the name p) of a port graph with m totally ordered ports to which the links X_1, \dots, X_m are connected.

A *link* represents an undirected edge. A link occurring twice in a process is called a *local link*, while a link occurring once in a process is called a *free link*.

(process) $P ::= \mathbf{0}$	$p(X_1, \dots, X_m) \quad (m \geq 0)$	(null)
	P, P	(atom)
	$\{P\}$	(parallel composition)
	$\{\mathbf{0}\}$	(membrane)
(rule) $R ::= T :- T$		
(template) $T ::= \mathbf{0}$	$p(X_1, \dots, X_m) \quad (m \geq 0)$	(null)
	T, T	(atom)
	$\{T\}$	(parallel composition)
	$\$p$	(membrane)
	$\$p$	(process context)

Fig. 1: Syntax of LMNtal

Parallel composition glues two processes to build a larger process. Note that, if each of P_1 and P_2 has a free link with the same name, it becomes a local link in (P_1, P_2) . A reader may notice that the Link Condition may not always allow us to form (P_1, P_2) from two graphs P_1 and P_2 each satisfying the Link Condition. How LMNtal handles this point will be discussed in Section 2.2.

A special binary atom, called a *connector* $=(X, Y)$, also written as $X=Y$, fuses (or glues) two links X and Y .

A *membrane* acts as a means to group atoms and other membranes and forms a hierarchical structure. A link may cross membranes to connect two atoms belonging to two different places of the hierarchical membrane structure.

A (*rewrite*) *rule* consists of two templates, called the *head* (the left-hand side) and the *body* (the right-hand side) of the rule, respectively.

A *process context* $\$p$ in the head of a rule acts as the *wildcard* of a membrane (which contains the $\$p$ at its top level; i.e., not inside another membrane contained by the aforementioned membrane) in pattern matching. A process context $\$p$ with the name p may appear (i) at most once in the head of a rule as the sole process context of some membrane (i.e., a membrane can contain at most one process context at its top level), and (ii) if it does, it must appear exactly once in the body of the rule.

Note that a process context in (full) LMNtal [18] may optionally specify the list of free links of the process context, but we omit the description of this feature because it is not used in the examples of the present paper. We just note that a process context of the form $\$p$ may match a process with any number of free links.

A term representing a process is subject to Structural Congruence defined in Section 2.2, which then stands for an undirected multigraph, i.e., a graph that allows multi-edges and self-loops.

Figure 2 shows a simple process and its visualization as a port graph, in which the local link name Z is insignificant and not shown. Unlike LMNtal atoms, nodes of standard graphs in graph theory come with unordered edges and the graphs are often directed, as in Fig. 3. Those standard graphs can be represented in

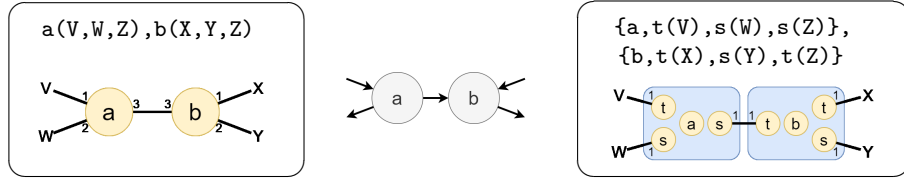


Fig. 2: An LMNtal process and its visualization Fig. 3: A standard directed graph Fig. 4: An LMNtal representation of Fig. 3

-
- (E1) $0, P \equiv P$
 (E2) $P, Q \equiv Q, P$
 (E3) $P, (Q, R) \equiv (P, Q), R$
 (E4) $P \equiv P[Y/X]$ if X is a local link of P
 (E5) $P \equiv P' \Rightarrow P, Q \equiv P', Q$
 (E6) $P \equiv P' \Rightarrow \{P\} \equiv \{P'\}$
 (E7) $X = X \equiv \mathbf{0}$
 (E8) $X = Y \equiv Y = X$
 (E9) $X = Y, P \equiv P[Y/X]$ if P is an atom and X is a free link of P
 (E10) $\{X = Y, P\} \equiv X = Y, \{P\}$ if exactly one of X and Y is a free link of P
-

Fig. 5: Structural congruence on LMNtal processes

LMNtal as in Fig. 4, where each node is represented by a membrane containing an atom representing the node label, and each edge is represented by a link connecting a unary s (ource) atom and a unary t (arget) atom.

2.2 Semantics of LMNtal

The semantics of LMNtal consists of *structural congruence* and a *reduction relation*.

Structural Congruence The syntax defined above does not yet characterize LMNtal graphs because the port graph of Fig. 2 allows other syntactic representations, e.g., $b(X, Y, U), a(V, W, U)$.

Figure 5 defines an equivalence relation, called *structural congruence*, to absorb the syntactic variations. $P[Y/X]$ stands for the renaming of link X in process P to Y . The rules apply only when each process satisfies the Link Condition. The rules are as in [18] and readers familiar with LMNtal may skip the details.

(E1)–(E3) characterize atoms as multisets. (E4) is α -conversion of local link names, where Y must be a fresh link because of the Link Condition. (E5) and (E6) are structural rules to make \equiv a congruence. (E7)–(E10) are rules for connectors. They play key roles in many LMNtal programs, but in this paper we just refer the readers to [18] because connectors do not appear in this paper.

$$\begin{array}{l}
\text{(R1)} \frac{P \xrightarrow{R} P'}{P, Q \xrightarrow{R} P', Q} \qquad \text{(R3)} \frac{Q \equiv P \quad P \xrightarrow{R} P' \quad P' \equiv Q'}{Q \xrightarrow{R} Q'} \\
\text{(R4)} \{X = Y, P\} \xrightarrow{R} X = Y, \{P\} \quad \text{if } X \text{ and } Y \text{ are free links of } \{X = Y, P\} \\
\text{(R5)} X = Y, \{P\} \xrightarrow{R} \{X = Y, P\} \quad \text{if } X \text{ and } Y \text{ are free links of } P \\
\text{(R6)} T\theta \xrightarrow{T:-U} U\theta
\end{array}$$

Fig. 6: Reduction relation on LMNtal processes

For convenience, the following term notation is introduced.

Definition 2 (Term Notation). *We allow*

$$p(X_1, \dots, X_{k-1}, L, X_{k+1}, \dots, X_m), q(Y_1, \dots, Y_{n-1}, L) \quad (1 \leq k \leq m, 1 \leq n),$$

to be written as $p(X_1, \dots, X_{k-1}, q(Y_1, \dots, Y_{n-1}), X_{k+1}, \dots, X_m)$. \square

For instance, $\mathbf{p}(X, Y), \mathbf{a}(X), \mathbf{b}(Y)$ can be written also as $\mathbf{p}(\mathbf{a}, Y), \mathbf{b}(Y)$ and then as $\mathbf{p}(\mathbf{a}, \mathbf{b})$, which is much more concise and looks like a standard term.

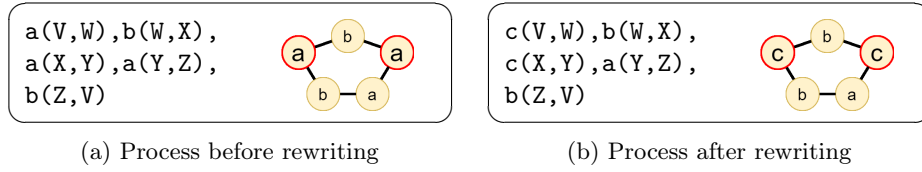
Reduction Relation The reduction relation by a rule R , denoted \xrightarrow{R} , is the minimum binary relation satisfying the rules in Fig. 6.

(R1) and (R3) are structural rules.¹ (R4) and (R5) handle interaction between connectors and membranes, and we leave the details to [18]. The key rule, (R6), handles rewriting by a rule. The substitution θ handles how the process contexts in T are instantiated; it is a finite set $\{P_1/\$p_1, P_2/\$p_2, \dots\}$ of substitution elements of the form $P_i/\$p_i$ that assigns P_i to each process context $\$p_i$ occurring in T . Finally, given a set S of rewrite rules, we write $P \xrightarrow{S} P'$ if $\exists R \in S, P \xrightarrow{R} P'$. We also write $P \not\xrightarrow{T:-U}$ if $\neg \exists P' (P \xrightarrow{T:-U} P')$. Since the body U of the rule is irrelevant to this non-reducibility property, we may also write it as $P \not\xrightarrow{T:-}$, meaning that P is not reducible by a rule with the head T .

3 Introductory Examples of QLMNtal

Before formally defining the syntax and the semantics of QLMNtal, we introduce its features by means of simple examples. Further examples will be given in Section 6, and detailed explanation of how the examples work is given in a full version of this paper at arXiv.org (Appendix A.1).

¹ (R2) for handling autonomous process evolution inside a membrane is irrelevant in the present formulation (which handles global rewrite rules only) and is omitted. In the present setting, rewriting of the contents of a membrane must be specified as global rewrite rules that explicitly mention the membrane.


 Fig. 7: Rewriting with the rule $\langle 1,3 \rangle a(X,Y) \text{ :- } \langle 1,3 \rangle c(X,Y)$

3.1 Cardinality Quantification

In QLMNtal, cardinality quantification tells how many copies of the specified process may appear within the process to be rewritten, and the matching is performed in a non-greedy manner in the sense that a cardinality-quantified process in the head can match (or ‘grab’) *any* number (within the specified range) of processes. Then the corresponding cardinality-quantified process in the body, if any, represents the same number of processes as the number of processes grabbed by the cardinality-quantified process in the head. For example, the QLMNtal rule

$$\langle 1,3 \rangle a(X,Y) \text{ :- } \langle 1,3 \rangle c(X,Y)$$

says “rewrite one to three copies of (binary) *a* to (binary) *c*.”

Two notes are appropriate here:

1. The semantics in Section 5 appropriately renames links of the three copies.
2. The two quantifiers are interdependent; as will be explained in Section 5, they are given the same ‘empty’ label indicating the dependence between quantifiers.

Figure 7 shows an example of rewriting two *a*’s to two *c*’s. Since the rewriting is nondeterministic, it is also possible that one or three *a*’s are rewritten.

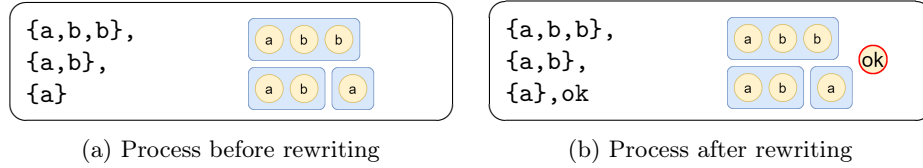
A cardinality quantifier $\langle 1,3 \rangle$ specifies the range of the number of matching processes. When the range is a single number, one may write $\langle 2 \rangle$ instead of $\langle 2,2 \rangle$. When one allows any cardinality, the quantifier can be written as $\langle ? \rangle$.

3.2 Non-existence Quantification

In QLMNtal, non-existence quantification is the basic construct for expressing so-called negative application conditions (NACs). For example, the rule

$$\langle \neg \rangle \{a, a, \$p\} \text{ :- } \text{ok}$$

says “if no membrane contains two or more *a*’s, generate an *ok*,” where $\langle \neg \rangle$ stands for a non-existence quantifier. Since non-existence quantification is used to express matching conditions, it is meaningless to use non-existence quantification explicitly in the body, and the Link Condition in Section 2.1 does not apply to links occurring under non-existence quantification. Figure 8 shows an example of generating an *ok* because a membrane containing two or more *a*’s does not exist.

Fig. 8: Rewriting with the rule $\langle \wedge \rangle \{a, a, \$p\} :- ok$

3.3 Universal Quantification

Universal quantification in QLMNtal implies greedy matching, that is, a universally quantified process in the head grabs the largest possible number of processes, and the corresponding universally-quantified process in the body represents the same number of processes as the number of processes grabbed in the head. For example, the rule

$$\langle * \rangle a(X, Y) :- \langle * \rangle c(X, Y)$$

says “rewrite all binary a’s to binary c’s.” This rule rewrites

$$a(V, W), b(W, X), a(X, Y), a(Y, Z), b(Z, V) \quad (\text{Fig. 7(a)})$$

to $c(V, W), b(W, X), c(X, Y), c(Y, Z), b(Z, V)$.

It is important to note that the quantifier $\langle * \rangle$ is provided for notational convenience in the sense that the same rule can be written also as

$$\langle ? \rangle a(X, Y), \langle \wedge \rangle a(X_0, Y_0) :- \langle ? \rangle c(X, Y), \langle \wedge \rangle c(X_0, Y_0),$$

where the non-existence quantification tells that the $\langle ? \rangle a(X, Y)$ should grab the largest possible number of the binary a’s. That is, if $\langle ? \rangle a(X, Y)$ does not grab all the a’s, the pattern matching fails due to $\langle \wedge \rangle a(X_0, Y_0)$.

QLMNtal provides another (derived) universal quantifier, $\langle + \rangle$, corresponding to $\forall^{>0}$ in logic, which is useful when one wishes to avoid vacuous rule application when there are zero instances of the specified process.

3.4 Combined Use of Quantifiers

QLMNtal allows quantifiers to be used in combination. For example, the rule

$$\langle * \rangle \{a, b, \$p1\}, \langle \wedge \rangle \{b, \$p2\} :- \langle * \rangle \{a, b, \$p1\}, ok$$

says “generate an ok if all membranes containing b contain a as well.” This rule rewrites $\{a, b, b\}, \{a, b\}, \{a\}$ (Fig. 8(a)) to $\{a, b, b\}, \{a, b\}, \{a\}, ok$.

4 Syntax of QLMNtal

We first introduce the following syntactic convention.

(rule) $R ::= T :- T$	
(template) $T ::= \mathbf{0}$	(null)
$p(X_1, \dots, X_m) \quad (m \geq 0)$	(atom)
QT	(quantified template)
T, T	(parallel composition)
$\{T\}$	(membrane)
$\$p$	(process context)
(quantifier) $Q ::= l\langle z, z \rangle$	(cardinality quantifier)
$l\langle \wedge \rangle$	(non-existence quantifier)

Fig. 9: Syntax of QLMNtal

Definition 3 (vector notation). For some syntactic entity E , \vec{E} stands for a sequence E_1, \dots, E_n for some n (≥ 0). When we wish to mention the indices explicitly, E_1, \dots, E_n will also be denoted as \vec{E}_i . \square

The syntax of QLMNtal is shown in Fig. 9, which adds to the syntax of LMNtal (Fig. 1) notations for the cardinality quantifier and the non-existence quantifier for process templates. Note that the syntax of processes remains exactly the same and is omitted. In the syntax of the quantifier Q ,

- l stands for a *quantifier label* whose concrete syntax is either (i) an empty name or (ii) a name starting with a capital letter;
- z stands for an integer or ∞ , where we assume $\infty - 1 = \infty$ and $\forall n (n < \infty)$;
- Q binds tighter than ‘,’ for parallel composition; for example, $\langle 3, 5 \rangle a, a, a$ stands for $\langle \langle 3, 5 \rangle a \rangle, a, a$ and not $\langle 3, 5 \rangle (a, a, a)$.

QT is a construct encompassing the *cardinality quantification template* $l\langle z_1, z_2 \rangle T$ and the *non-existence quantification template* $l\langle \wedge \rangle T$. In a quantified template QT , Q is called the (*labeled*) *quantifier* and T is called the *quantified part*. Quantified templates can be nested as in $Q_0 Q_1 Q_2 T$. The quantifier of a quantified template that is not inside another quantifier is called the *outermost quantifier*. In the sequel, Q_0 (a quantifier with the suffix 0) denotes an outermost quantifier.

A quantified template must observe the following syntactic conditions.

Definition 4 (Syntactic Conditions for Quantified Templates). *Links or process contexts appearing in a quantified template may appear only in (the same or different) quantified templates with the same quantifier.* \square

An important feature of QLMNtal is the *labeling of quantifiers*. We often wish to *jointly* quantify entities distributed over isolated places of the membrane structure and entities on both sides (head and body) of a rule. However, it is difficult to achieve this in textual syntax. Accordingly, we introduce *labels* to associate physically distributed but logically related quantifiers. For instance, in $L\langle \wedge \rangle a(X), \{L\langle \wedge \rangle b(X), \$p\}, a(X)$ and $b(X)$ are quantified collectively.

Cardinality Quantification Template The cardinality quantification template $l\langle z_1, z_2 \rangle T$ stands for either of z_1, \dots, z_2 copies of T by the extended structural congruence rule to be given in Section 5.1, where the links of the T 's are appropriately renamed by (E4). The l is a (possibly empty) label name used to distinguish between independent cardinality quantifiers.

Note that a cardinality quantification template does not itself enforce a greedy match. For example, given a process $\mathbf{a}, \mathbf{a}, \mathbf{a}, \mathbf{a}$, the template $\langle 1, 3 \rangle \mathbf{a}$ can match either one, two, or three of the four \mathbf{a} 's.

Table 1 summarizes the notations of cardinality quantification templates.

The outermost cardinality quantifier, denoted as $l\langle z_1, z_2 \rangle_0$, plays an important role in the structural congruence and the reduction relation described in Section 5.

Non-existence Quantification Template $l\langle \wedge \rangle T$ is a template that indicates the non-existence of a process, and the pattern matching fails if there is a process that matches the template T . The l is a (possibly empty) label name used to distinguish between unrelated non-existence quantifiers. (Non-existence and cardinality quantifiers are never related to each other.) The outermost non-existence quantifier, denoted as $l\langle \wedge \rangle_0$, plays an important role in the reduction relation.

We note that $l\langle \wedge \rangle T$ appearing in the body may be omitted as already explained in Section 3.2. For example, $\langle \wedge \rangle \mathbf{a}(\mathbf{X}) :- \langle \wedge \rangle \mathbf{b}(\mathbf{X})$ can be written also as $\langle \wedge \rangle \mathbf{a}(\mathbf{X}) :- .$ This is because the non-existence quantification in the body of a rule does not play any role (other than to satisfy the occurrence conditions of free links and process contexts) in the semantics defined in Section 5. This abbreviation may omit free links and process contexts in the body, but we do not consider it as violating the syntactic conditions of rules.

4.1 Representation of Universal Quantification

As explained in Section 3.3, universal quantification of QLMNtal can be represented by combining cardinality quantification and non-existence quantification. To enable concise description, we provide shorthands $\langle * \rangle$ and $\langle + \rangle$ given in Table 2. In order to satisfy the Link Condition and the occurrence conditions of process contexts (Section 2.1), T' stands for a process template obtained from T by renaming links and process contexts using fresh names. Likewise, each label

Table 1: Notations of Cardinality Quantification Templates

Notation	Shorthand	Meaning	Example
$l\langle 0, \infty \rangle T$	$l\langle ? \rangle T$	any number of T 's	$\langle ? \rangle \mathbf{a}(\mathbf{X})$
$l\langle z, \infty \rangle T$	$l\langle z, \rangle T$	not less than z T 's	$\langle 3, \rangle \mathbf{a}(\mathbf{X})$
$l\langle z_1, z_2 \rangle T$	$l\langle z_1, z_2 \rangle T$	not less than z_1 and not more than z_2 T 's	$\langle 3, 5 \rangle \mathbf{a}(\mathbf{X})$
$l\langle z, z \rangle T$	$l\langle z \rangle T$	exactly z T 's	$\langle 3 \rangle \mathbf{a}(\mathbf{X})$

name l is renamed to its ‘primed’ version l' to distinguish it from the label name of the cardinality quantification template and the non-existence quantification template. This way, if the same label name l is used to write $l\langle*\rangle T_1, l\langle\wedge\rangle T_2$ as in the example of Section 3.4, the label names do not conflict because they are translated to $(l'\langle 0, \infty \rangle T_1, l'\langle\wedge\rangle T_1, l\langle\wedge\rangle T_2)$.

5 Semantics of QLMNtal

5.1 Structural Congruence of QLMNtal

One of the key ideas towards using quantified rewrite rules is to give a law for “unrolling” cardinality quantification. This is achieved by an additional equivalence relation (EQ) shown below:

$$\text{(EQ) } T :- U \equiv (T :- U) \left[\overline{l\langle z_1 - 1, z_2 - 1 \rangle_0 T_i, T'_i} / \overline{l\langle z_1, z_2 \rangle_0 T_i} \right]^i$$

where $\overline{l\langle z_1, z_2 \rangle_0 T_i}^i$ stands for all the templates quantified with $l\langle z_1, z_2 \rangle_0$, $\overline{T'_i}^i$ stands for templates in which all the links, process contexts, and labels appearing in $\overline{T_i}^i$ are replaced with fresh names not appearing in $T :- U$

(EQ) states that all T_i ’s quantified by $l\langle z_1, z_2 \rangle_0$ (i.e., the outermost occurrences of the quantifier $l\langle z_1, z_2 \rangle$) in a rule can be expanded to $(l\langle z_1 - 1, z_2 - 1 \rangle_0 T_i, T'_i)$. That is, the outermost cardinality quantification template $l\langle z_1, z_2 \rangle_0 T_i$ can be unrolled by replicating T_i and decrementing z_1 and z_2 . In order to maintain consistency, all the outermost occurrences of the cardinality quantifier with the same l, z_1, z_2 must be replicated at the same time. Furthermore, all the link names, process context names and label names inside the replicated T_i must be renamed with fresh names.

For example, the following rules are structurally congruent, where the underline indicates the process template replicated by (EQ).

$$\begin{aligned} & \langle 0, \infty \rangle \{a(X), \langle 3, 3 \rangle b, \$c\} :- \langle 0, \infty \rangle \{a(X), \$c\} \\ \stackrel{\text{(EQ)}}{\equiv} & \langle -1, \infty \rangle \{a(X), \langle 3, 3 \rangle b, \$c\}, \{a(X1), M \langle 3, 3 \rangle b, \$c1\} \\ & :- \langle -1, \infty \rangle \{a(X), \$c\}, \{a(X1), \$c1\} \\ \stackrel{\text{(EQ)}}{\equiv} & \langle -1, \infty \rangle \{a(X), \langle 3, 3 \rangle b, \$c\}, \{a(X1), M \langle 0, 0 \rangle b, \underline{b}, \underline{b}, \underline{b}, \$c1\} \\ & :- \langle -1, \infty \rangle \{a(X), \$c\}, \{a(X1), \$c1\} \end{aligned}$$

Note that (EQ) itself allows $l\langle z_1, z_2 \rangle_0 T_i$ to be unrolled more than z_1 times, resulting in the ‘-1’ in the above example. The right number of unrolling is ensured by (*CardCond*) shown in Section 5.2.

Table 2: Notations for expressing Universal Quantification

Notation	Shorthand	Meaning	Example
$l'\langle 0, \infty \rangle T, l'\langle\wedge\rangle T'$	$l\langle*\rangle T$	maximum number of T ’s	$\langle*\rangle a(X)$
$l'\langle 1, \infty \rangle T, l'\langle\wedge\rangle T'$	$l\langle+\rangle T$	maximum number (≥ 1) of T ’s	$\langle+\rangle a(X)$

$$\begin{array}{l}
\hline
\begin{array}{ll}
simp(\mathbf{0}) \stackrel{\text{def}}{=} \mathbf{0} & simp(p(\vec{X})) \stackrel{\text{def}}{=} p(\vec{X}) \\
simp(\{T\}) \stackrel{\text{def}}{=} \{simp(T)\} & simp(QT) \stackrel{\text{def}}{=} \mathbf{0} \\
simp((T_1, T_2)) \stackrel{\text{def}}{=} (simp(T_1), simp(T_2)) & simp(\$p) \stackrel{\text{def}}{=} \$p
\end{array}
\end{array}$$

Fig. 10: $simp$ used in (RQ) and (RQ')

5.2 Reduction Relation of QLMNtal

The reduction relation of QLMNtal is similar to that of LMNtal (Fig. 6) but with changes to handle cardinality and non-existence. While the reduction of LMNtal processes proceeds solely based on the *existence* of subprocesses that can be checked locally, checking of *non-existence* requires access to the entire process. In the terminology of programming language theory, this means we must (partly) switch from inductive small-step semantics with structural rules (w.r.t. parallel composition) to so-called *contextual semantics*. In mainstream programming languages, contextual semantics is mainly used for specifying the order of evaluation, but here we use it to access global information.

Specifically, in QLMNtal, the structural rule (R1) for parallel composition and the main rule (R6) are deleted from the rules of Fig. 6. They are replaced with the new rule (RQ) and the accompanying structural rule (R3') below:

$$\begin{array}{l}
\text{(RQ)} \quad \frac{\forall l \langle z_1, z_2 \rangle_0 (z_1 \leq 0 \wedge z_2 \geq 0) \wedge \forall l \langle \cdot \rangle_0 (cxt(\{T, \$\gamma\})\theta \xrightarrow{\text{neg}(l, \{T, \$\gamma\}) :-} \text{---})}{(simp(T), \$\gamma)\theta \xrightarrow{T:-U} (simp(U), \$\gamma)\theta} \\
\text{(R3')} \quad \frac{R \equiv R' \quad P \xrightarrow{R} P'}{P \xrightarrow{R'} P'}
\end{array}$$

(RQ) consists of (i) a conclusion representing the rewriting and (ii) a premise under which the rewriting takes place. The $\$\gamma$, called a *global context*, is a special process context that represents the “context” of the head of the rule, i.e., graph elements not affected by rewriting. We could think of the existence of an (*implicit*) *global membrane* which contains all processes and in which all rewritings take place; $\$\gamma$ could be thought of the process context of the global membrane. Now the role of the substitution θ in (RQ) is extended to instantiate $\$\gamma$ as well as the other process contexts in the head of the rule.

We will now explain how (RQ) works step-by-step.

Rewriting of a Process Let (RQ') be the conclusion of (RQ), i.e.,

$$(simp(T), \$\gamma)\theta \xrightarrow{T:-U} (simp(U), \$\gamma)\theta .$$

The auxiliary function $simp$ removes quantification templates from the head and the body of a rule, whose definition is given in Fig. 10.

$$\begin{array}{l}
 \hline
 cxt(\mathbf{0}) \stackrel{\text{def}}{=} \mathbf{0} \\
 cxt(p(\vec{X})) \stackrel{\text{def}}{=} \mathbf{0} \\
 cxt(\{T\}) \stackrel{\text{def}}{=} \{cxt(T)\} \\
 cxt(\mathcal{Q}T) \stackrel{\text{def}}{=} \mathbf{0} \\
 cxt((T_1, T_2)) \stackrel{\text{def}}{=} (cxt(T_1), cxt(T_2)) \\
 cxt(\$p) \stackrel{\text{def}}{=} \$p, p^{id}() \\
 \hline
 \end{array}$$

 Fig. 11: cxt used in (RQ)

$$\begin{array}{l}
 \hline
 neg(l, \mathbf{0}) \stackrel{\text{def}}{=} \mathbf{0} \\
 neg(l, p(\vec{X})) \stackrel{\text{def}}{=} \mathbf{0} \\
 neg(l, \{T\}) \stackrel{\text{def}}{=} \{neg(l, T)\} \\
 neg(l, \mathcal{Q}T) \stackrel{\text{def}}{=} T \quad (\mathcal{Q} = l\langle \cdot \rangle) \\
 neg(l, \mathcal{Q}T) \stackrel{\text{def}}{=} \mathbf{0} \quad (\mathcal{Q} \neq l\langle \cdot \rangle) \\
 neg(l, (T_1, T_2)) \stackrel{\text{def}}{=} (neg(l, T_1), neg(l, T_2)) \\
 neg(l, \$p) \stackrel{\text{def}}{=} \$p^{ct}, p^{id}() \\
 \hline
 \end{array}$$

 Fig. 12: neg used in (RQ)

For example, let $R = \langle 2, 2 \rangle a :- \langle 2, 2 \rangle b$, which says “replacing two a’s with two b’s”, can be transformed to $R' = \langle 0, 0 \rangle a, a, a :- \langle 0, 0 \rangle b, b, b$ by using (EQ) twice and then be applied using (RQ’) as follows:

$$\begin{array}{l}
 a, a, a \left(\equiv (simp(\langle 0, 0 \rangle a, a, a), \$\gamma)[a/\$ \gamma] \right) \\
 \xrightarrow{R'} b, b, a \left(\equiv (simp(\langle 0, 0 \rangle b, b, b), \$\gamma)[a/\$ \gamma] \right).
 \end{array}$$

Condition on the outermost cardinality quantifier The condition $z_1 \leq 0 \wedge z_2 \geq 0$ in (RQ), hereafter referred to as (*CardCond*), is a condition that all outermost quantifiers $l\langle z_1, z_2 \rangle$ (the suffix ‘ ${}_0$ ’ in (RQ) standing for ‘outermost’) in the rule must satisfy when applying the rule. (*CardCond*) confirms that the quantified template T of $l\langle z_1, z_2 \rangle T$ is replicated between z_1 and z_2 times by (EQ). For example, the rule $\langle 2, 2 \rangle a :- \langle 2, 2 \rangle b$ described above is equivalent to $\langle 1, 1 \rangle a, a :- \langle 1, 1 \rangle b, b$, but this rule cannot be used for rewriting because it does not satisfy (*CardCond*).

Condition on the outermost non-existence quantifier The following (*NegCond*), the second premise of (RQ), states what all outermost non-existence quantifiers $l\langle \cdot \rangle$ in the rule must satisfy when used for rewriting:

$$(NegCond) \forall l\langle \cdot \rangle_0 (cxt(\{T, \$\gamma\})\theta \xrightarrow{neg(l, \{T, \$\gamma\}) :-}) ,$$

where cxt and neg are defined in Fig. 11 and Fig. 12, respectively.

(*NegCond*) confirms that there is no process matching the non-existence quantifier in each of the “places” of the membrane hierarchy.

Intuitively, $cxt(\{T, \$\gamma\})\theta$ represents the ‘target’ of the non-existence check, where the target means all elements whose existence is not explicitly mentioned in the head (but is represented by process contexts including $\$\gamma$). $neg(l, \{T, \$\gamma\})$ extracts all the quantified parts of $l\langle \cdot \rangle$. Pattern matching is performed between these two, $cxt(\{T, \$\gamma\})\theta$ and $neg(l, \{T, \$\gamma\})$, and its success/failure indicates that the non-existence condition prefixed with $l\langle \cdot \rangle$ is unsatisfied/satisfied, respectively.

The function cxt (Fig. 11) removes all atoms and quantified templates from the process template while maintaining the original membrane hierarchy. Thus, $cxt(\{T, \$\gamma\})$ represents the extracted process contexts in the hierarchy. By instantiating those process contexts by θ , the context of the head of the rule will be extracted. It also generates a unique *id atom* in each membrane containing a process context. The purpose of the id atoms is to identify each child membrane when there are multiple child membranes within the same parent membrane.

The function neg (Fig. 12) removes all atoms and cardinality quantifications from the process template while maintaining the original membrane hierarchy, and removes the top-level non-existence quantifiers with the specified label l . Thus, $neg(l, \{T, \$\gamma\})$ represents the elements that should *not* exist in each place of the membrane structure. In addition, neg renames process contexts with fresh names (denoted as $\$p^{ct}$ in Fig. 12) (to avoid name crash with existing ones) and generates a unique id atom in each membrane containing a process context, e.g.,

$$neg(M, \{\mathbf{M}^{\langle \wedge \rangle} a(X), \$p\}, \mathbf{M}^{\langle \wedge \rangle} a(X), \$\gamma) = \{\{a(X), \$p^{ct}, p^{id}\}, a(X), \$\gamma^{ct}, \gamma^{id}\}.$$

For example, let

$$R = \{\mathbf{M}^{\langle \wedge \rangle} a(X), \$p\}, \mathbf{M}^{\langle \wedge \rangle} a(X) :- \{\$p\}, ok,$$

stating “generate an *ok* when there are no *a*’s connected across any membrane.” If (RQ’) is applied to R , R could perform the following rewriting, where $\theta = [(a(X), b)/\$p, (a(X), c)/\$p]$:

$$\begin{aligned} & \{a(X), b\}, a(X), c. \quad (\equiv (simp(\{\mathbf{M}^{\langle \wedge \rangle} a(X), \$p\}, \mathbf{M}^{\langle \wedge \rangle} a(X)), \$\gamma)\theta) \\ \xrightarrow{R} & \{a(X), b\}, a(X), c, ok. \quad (\equiv (simp(\{\$p\}, ok), \$\gamma)\theta) \end{aligned}$$

However, no such rewriting is performed by (RQ) because the outermost non-existence quantifier $\mathbf{M}^{\langle \wedge \rangle}$ does not satisfy (*NegCond*):

$$\begin{aligned} & (\text{NegCond}) \text{ for the } \mathbf{M}^{\langle \wedge \rangle} \\ & = cxt(\{\{\mathbf{M}^{\langle \wedge \rangle} a(X), \$p\}, \mathbf{M}^{\langle \wedge \rangle} a(X), \$\gamma\})\theta \xrightarrow{\frac{neg(M, \{\{\mathbf{M}^{\langle \wedge \rangle} a(X), \$p\}, \mathbf{M}^{\langle \wedge \rangle} a(X), \$\gamma\}) :-}{/}} \\ & = \{\{a(X), b, p^{id}\}, a(X), c, \gamma^{id}\} \xrightarrow{\frac{\{\{a(X), \$p^{ct}, p^{id}\}, a(X), \$\gamma^{ct}, \gamma^{id}\} :-}{/}} \\ & = false. \end{aligned}$$

Notice that the definition of (*NegCond*) is inductive because it refers to the reduction relation of QLMNtal. This means that we only need to explicitly check that the outermost non-existence quantifier satisfies (*NegCond*); the inner quantifiers will be checked by recursion. Note also that the inductive definition of (*NegCond*) is well-founded because each application of neg removes the non-existence quantifier by exactly one level.

6 More Examples

6.1 Repotting the Geraniums

“Repotting the Geraniums” [15] is a problem that requires a nested quantification rule, whose description is given below and visualized in Fig. 13:

There are several pots, each with several geranium plants. Some pots were broken because the geraniums filled the space with their roots. New pots are prepared for the broken pots with flowering geraniums and all the flowering geraniums are moved to the new pots. — [15]



Fig. 13: Repotting the Geraniums

The original modeling of the problem in a visual graph rewriting tool GROOVE [10] is shown in Fig. 14.

An example of QLMNtal modelling of this problem is shown below:

```

M<+>( {type(pot),flag(cracked),N<+>t(X),$p},
      N<+>{type(geranium),flag(flowering),s(X)} ) :-
M<+>( {type(pot),flag(cracked),$p}, {type(pot),N<+>t(X)},
      N<+>{type(geranium),flag(flowering),s(X)} )

```

A visual version of this rule is given in Fig. 15(a), where the scope of the two quantifiers are shown in two different colors.

Each object is represented by a membrane, with the type (**pot** or **geranium**) represented by a unary atom connected to a **type** atom and the state (**cracked**, **flowering**) by a unary atom connected to a **flag** atom. The location of entities is represented by connecting membranes with **s** (source) atoms and **t** (target) atoms. The rewrite rule uses nested universal quantifiers, where the outer universal quantifier (labeled **M**) matches all cracked pots and the inner universal quantifier (labeled **N**) matches all flowering geraniums in each cracked pot. Because of the ‘<+>’ quantifier, no new pots are prepared for pots without a flowering geranium, even if they are cracked.

Whereas the above rule is intended to reflect the original graph rewriting rule [15], the membrane construct of LMNtal allows more concise description of the problem that does not use any links to represent placement:

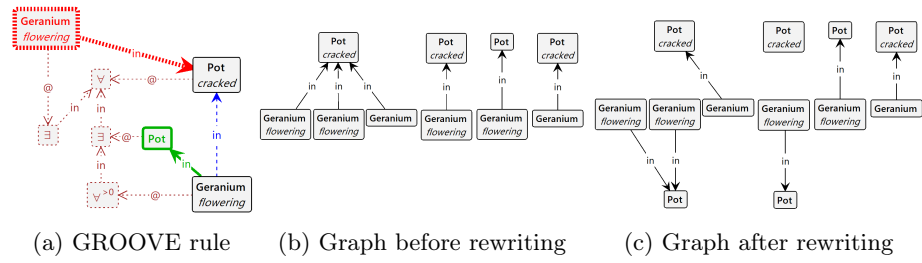


Fig. 14: Repotting the Geraniums (screenshot from the GROOVE tool)

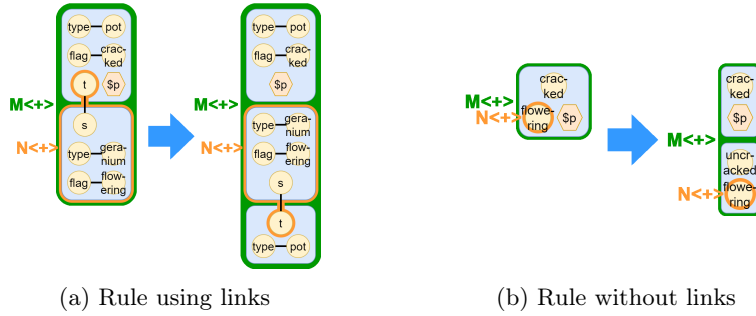


Fig. 15: Repotting the Geraniums in QLMNtal

```
M<+>{cracked, N<+>flowering, $p} :-
M<+>({cracked, $p}, {uncracked, N<+>flowering}).
```

A visual version of this simplified rule is shown in Fig. 15(b).

6.2 Petri Nets

Petri Nets [4] describe discrete event systems as directed bipartite graphs. The most fundamental form, place-transition nets, consists of places (circles), transitions (rectangles), arcs and tokens (bullets). A transition fires when every input place of the transition has at least one token. When the transition fires, it removes one token from each of input places and adds one token to every output place. Figure 16 shows how t_2 fires (both t_1 and t_2 may fire). This can be encoded concisely in QLMNtal as follows,

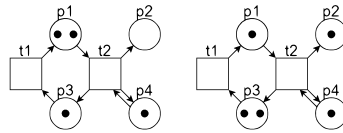


Fig. 16: Petri Net, before and after transition

```
M<+>{s(A1), token, $1}, {M<+>t(A1), N<+>s(A2)}, N<+>{t(A2), $2} :-
M<+>{s(A1), $1}, {M<+>t(A1), N<+>s(A2)}, N<+>{t(A2), token, $2}
```

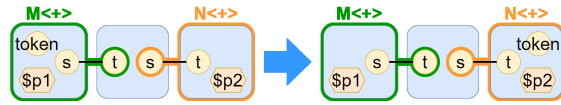



Fig. 17: Petri Net in QLMNtal

where the left and the right membranes in the head and the body represent places, while the middle membrane represents transition. We used labels M and N to indicate which quantifiers are interdependent and should be unrolled together. Figure 17 shows a visual representation of the QLMNtal rule.

7 Related and Future Work

We first note that, while there are a number of graph rewriting tools [20,9,1,14,13,10,6], many of them are visual tools, and our work can be regarded as an attempt to design a *language with abstract syntax* and *syntax-directed operational semantics* as in other programming languages. We share this motivation with GP 2 [13], but the design principles of the two languages are very different.

Most of the graph rewriting tools provide *control structure* for rewriting, some in visual syntax (e.g., GReAT [1]) and some in textual syntax (e.g., the strategy language of PORGY [6]). In contrast to all these tools that come with separate sublanguages for execution control, (Q)LMNtal is designed as an inherently concurrent language whose execution is controlled by subgraph matching that serves as a synchronization mechanism.

While many graph rewriting tools support non-existence conditions [20,9,1,14], fewer tools feature universal quantification within a rewrite rule. The goal of QLMNtal is to enable all quantifications to be expressed within a single rewrite rule, thereby simplifying the state space.

The notion of cardinality can be found in (i) practical regular expressions, (ii) answer set programming (ASP) [8] for satisfiability and optimization problems, and (iii) some graph formalisms [5,1,2]. QLMNtal can not only specify how many copies of a subgraph should be extracted but can also rewrite all the extracted graphs in a single step.

An important feature of GROOVE [10] is that it allows combined and nested use of quantification within a single rule. Non-existence is expressed by coloring the graph, while existential and universal quantification are expressed by connecting them to special nodes representing quantifiers. In QLMNtal, the syntax-directed operational semantics allows various quantifications (including non-existence) to be combined and nested, where labeled quantifiers specify which elements of rewrite rules are jointly quantified. We believe our operational semantics can lead smoothly to logical interpretation of the proposed constructs, which is our future work.

There have been several attempts to support graph rewriting in functional languages [3,12,17]. However, in functional graph rewriting languages, handling of quantities seems (to the best of our knowledge) to be an open problem.

Future work includes extending SLIM and the LMNtal compiler. SLIM is a virtual machine for LMNtal with dedicated intermediate code. Our previous work [16] showed that a limited form of nested quantification could be checked by SLIM’s instruction set. Our challenge is to support the full expressive power of QLMNtal by introducing additional control structure into SLIM that an enhanced LMNtal compiler should then support.

Acknowledgments The authors are indebted to anonymous reviewers for their valuable comments. This work is partially supported by Grant-In-Aid for Scientific Research (23K11057), JSPS, Japan, and Waseda University Grant for Special Research Projects (2024C-432).

References

1. Balasubramanian, D., Narayanan, A., Buskirk, C., Karsai, G.: The graph rewriting and transformation language: GReAT. *Electronic Communications of the EASST* **1** (2006). <https://doi.org/10.14279/tuj.eceasst.1.89>
2. Blau, H., Immerman, N., Jensen, D.: A visual language for querying and updating graphs. Tech. rep., University of Massachusetts (2002), <https://web.cs.umass.edu/publication/docs/2002/UM-CS-2002-037.pdf>
3. Brus, T.H., van Eekelen, M.C.J.D., van Leer, M.O., Plasmeijer, M.J.: Clean — a language for functional graph rewriting. In: *Functional Programming Languages and Computer Architecture (FPCA 1987)*. LNCS, vol. 274, pp. 364–384. Springer Berlin Heidelberg (1987). https://doi.org/10.1007/3-540-18317-5_20
4. Desel, J., Reisig, W.: Place/transition Petri nets. In: Reisig, W., Rozenberg, G. (eds.) *Lectures on Petri Nets I: Basic Models: Advances in Petri Nets*, pp. 122–173. Springer Berlin Heidelberg (1998). https://doi.org/10.1007/3-540-65306-6_15
5. Fan, W., Wu, Y., Xu, J.: Adding counting quantifiers to graph patterns. In: *Proc. SIGMOD’16*. pp. 1215–1230. ACM, New York, NY, USA (2016). <https://doi.org/10.1145/2882903.2882937>
6. Fernández, M., Kirchner, H., Namet, O.: A strategy language for graph rewriting. In: Vidal, G. (ed.) *Logic-Based Program Synthesis and Transformation (LOPSTR 2011)*. LNCS, vol. 7225, pp. 173–188. Springer Berlin Heidelberg (2012). https://doi.org/10.1007/978-3-642-32211-2_12
7. Frühwirth, T.: Theory and practice of constraint handling rules. *J. Logic Program.* **37**, 95–138 (1998). [https://doi.org/10.1016/S0743-1066\(98\)10005-5](https://doi.org/10.1016/S0743-1066(98)10005-5)
8. Gebser, M., Kaminski, R., Kaufmann, B., Schaub, T.: *Answer Set Solving in Practice*. Springer Cham (2013). <https://doi.org/10.1007/978-3-031-01561-8>
9. Geiß, R., Batz, G.V., Grund, D., Hack, S., Szalkowski, A.: GrGen: A fast SPO-based graph rewriting tool. In: *Graph Transformations (ICGT 2006)*. LNCS, vol. 4178, pp. 383–397. Springer Berlin Heidelberg (2006). https://doi.org/10.1007/11841883_27
10. Ghamarian, A., de Mol, M., Rensink, A., Zambon, E., Zimakova, M.: Modelling and analysis using GROOVE. *Int. J. Softw. Tools. Technol. Transfer* **14**, 15–40 (2012). <https://doi.org/10.1007/s10009-011-0186-x>
11. Gocho, M., Hori, T., Ueda, K.: Evolution of the LMNtal runtime to a parallel model checker. *Computer Software* **28**(4), 4_137–4_157 (2011). https://doi.org/10.11309/jssst.28.4_137

12. Matsuda, K., Asada, K.: A functional reformulation of uncal graph-transformations: or, graph transformation as graph reduction. In: Proc. 2017 ACM SIGPLAN Workshop on Partial Evaluation and Program Manipulation (PEPM 2017). pp. 71–82. ACM, New York, NY, USA (2017). <https://doi.org/10.1145/3018882.3018883>
13. Plump, D.: The design of GP 2. Electronic Proceedings in Theoretical Computer Science **82**, 1–16 (2012). <https://doi.org/10.4204/eptcs.82.1>
14. Ranger, U., Weinell, E.: The graph rewriting language and environment PROGRES. In: Applications of Graph Transformations with Industrial Relevance (AGTIVE 2007). LNCS, vol. 5088, pp. 575–576. Springer-Verlag, Berlin, Heidelberg (2008). https://doi.org/10.1007/978-3-540-89020-1_41
15. Rensink, A., Kuperus, J.H.: Repotting the geraniums: On nested graph transformation rules. Electronic Communications of the EASST **18** (2009). <https://doi.org/10.14279/tuj.eceasst.18.260.262>
16. Saito, R., Ueda, K.: An enhancement of negative expression and realization of universal quantification for LMNtal, a hierarchical graph rewriting language. In: Proc. 35th Conference of Japan Society for Software Science and Technology (JSSST) (2018), <http://jssst.or.jp/files/user/taikai/2018/PPL/pp15-1.pdf>, (in Japanese)
17. Sano, J., Ueda, K.: Implementing the λ_{GT} language: A functional language with graphs as first-class data. In: Graph Transformation (ICGT 2023). LNCS, vol. 13961, pp. 263–277. Springer, Cham (2023). https://doi.org/10.1007/978-3-031-36709-0_14
18. Ueda, K.: LMNtal as a hierarchical logic programming language. Theoretical Computer Science **410**(46), 4784–4800 (2009). <https://doi.org/10.1016/j.tcs.2009.07.043>
19. Ueda, K.: Logic/constraint programming and concurrency: The hard-won lessons of the fifth generation computer project. Science of Computer Programming **164**, 3–17 (2018). <https://doi.org/10.1016/j.scico.2017.06.002>
20. Varró, D., Balogh, A.: The model transformation language of the VIATRA2 framework. Science of Computer Programming **68**(3), 214–234 (2007). <https://doi.org/10.1016/j.scico.2007.05.004>
21. Yamamoto, N., Ueda, K.: Engineering grammar-based type checking for graph rewriting languages. IEEE Access **10**, 114612–114628 (2022). <https://doi.org/10.1109/ACCESS.2022.3217913>

A Appendix

A.1 Examples with explanations of the semantics

For the design validation of the semantics with (EQ) and (RQ) (Section 5), i.e., to see that the semantics reflects the intended behavior, we explain how it works using several examples. The rewriting can be subdivided into the following steps:

1. *Expanding Abbreviations*
2. *Application of (EQ)*
3. *Checking for (RQ')*
4. *Checking for (CardCond)*
5. *Checking for (NegCond)*

6. *Application of (RQ) possibly with the help of (R3')*

In Step 1, the rules are transformed into their unabbreviated form.

In Step 2, one or more cases are generated by applying (EQ) to the rules. If the rules contain cardinality quantification templates, the result of Steps 3–5 depends on how many copies are generated by (EQ) from the cardinality quantified processes. Note that (EQ) itself may generate infinitely many cases (including those that do not satisfy (*CardCond*)), but in this section we focus on a few cases.

In Steps 3–5, we check if (RQ) is applicable. In Step 3, we apply *simp* to the heads and the bodies of the rules and check if (RQ') is applicable to the program. In Step 4, we check if all the outermost cardinality quantifiers appearing in the rule satisfy (*CardCond*). In Step 5, we check if all the outermost non-existence quantifiers appearing in the rule satisfy (*NegCond*).

In Step 6, we actually rewrite the process by applying (RQ), which was confirmed to be applicable in Steps 3–5.

Program 1: Rewrite all unary a's to c's and all unary b's to d's.

$$\begin{aligned} \text{Rule: } R_1 &= M\langle * \rangle a(X), N\langle * \rangle b(Y) \text{ :- } M\langle * \rangle c(X), N\langle * \rangle d(Y). \\ \text{Initial Process: } P_1 &= a(X), b(X), b(Y), c(Y). \end{aligned}$$

Expanding Abbreviations :

$$\begin{aligned} \text{Rule: } R_1 &= \underline{M\langle 0, \infty \rangle a(X), M\langle \wedge \rangle a(V), N\langle 0, \infty \rangle b(Y), N\langle \wedge \rangle b(W)} \\ &\text{ :- } \underline{M\langle 0, \infty \rangle c(X), M\langle \wedge \rangle c(V), N\langle 0, \infty \rangle d(Y), N\langle \wedge \rangle d(W)}. \end{aligned}$$

Application of (EQ): (the underlined atoms have been replicated)

$$\begin{aligned} &M\langle 0, \infty \rangle a(X), M\langle \wedge \rangle a(V), N\langle 0, \infty \rangle b(Y), N\langle \wedge \rangle b(W) \\ &\text{ :- } M\langle 0, \infty \rangle c(X), M\langle \wedge \rangle c(V), N\langle 0, \infty \rangle d(Y), N\langle \wedge \rangle d(W) \\ \stackrel{(EQ)}{\equiv} &M\langle -1, \infty \rangle a(X), \underline{a(X1)}, M\langle \wedge \rangle a(V), N\langle 0, \infty \rangle b(Y), N\langle \wedge \rangle b(W) \\ &\text{ :- } M\langle -1, \infty \rangle c(X), \underline{c(X1)}, M\langle \wedge \rangle c(V), N\langle 0, \infty \rangle d(Y), N\langle \wedge \rangle d(W) \quad (\text{Case 1}) \\ \stackrel{(EQ)}{\equiv} &M\langle -1, \infty \rangle a(X), a(X1), M\langle \wedge \rangle a(V), N\langle -2, \infty \rangle b(Y), \underline{b(Y1), b(Y2)}, N\langle \wedge \rangle b(W) \\ &\text{ :-} \\ &M\langle -1, \infty \rangle c(X), c(X1), M\langle \wedge \rangle c(V), N\langle -2, \infty \rangle d(Y), \underline{d(Y1), d(Y2)}, N\langle \wedge \rangle d(W) \\ &\hspace{10em} (\text{Case 2}) \end{aligned}$$

Case 1

$$\begin{aligned} \text{Rule: } R_1^1 &= M\langle -1, \infty \rangle a(X), a(X1), M\langle \wedge \rangle a(V), \\ &N\langle 0, \infty \rangle b(Y), N\langle \wedge \rangle b(W) \\ &\text{ :-} \\ &M\langle -1, \infty \rangle c(X), c(X1), M\langle \wedge \rangle c(V), \\ &N\langle 0, \infty \rangle d(Y), N\langle \wedge \rangle d(W). \\ \text{Initial Process: } P_1 &= a(X), b(X), b(Y), c(Y). \end{aligned}$$

Checking for (RQ'), where $\theta = [(b(X), b(Y), c(Y)) / \$\gamma]$:

$$\begin{array}{l} \underline{a(X), b(X), b(Y), c(Y)} \\ (\equiv (\text{simp}(M<-1, \infty>a(X), a(X1), M<^>a(V), N<0, \infty>b(Y), N<^>b(W)), \$\gamma)\theta)) \\ \xrightarrow{R_1^1} \underline{c(X), b(X), b(Y), c(Y)} \\ (\equiv (\text{simp}(M<-1, \infty>c(X), c(X1), M<^>c(V), N<0, \infty>d(Y), N<^>d(W)), \$\gamma)\theta)) \end{array}$$

Checking for (CardCond):

$$(\text{CardCond}) \text{ for the } M<-1, \infty>: -1 \leq 0 \wedge \infty \geq 0 = \text{true}$$

$$(\text{CardCond}) \text{ for the } N<0, \infty>: 0 \leq 0 \wedge \infty \geq 0 = \text{true}$$

Checking for (NegCond):

$$(\text{NegCond}) \text{ for the } M<^>: \{b(X), b(Y), c(Y), \gamma^{id}\} \xrightarrow{\{a(X), \$\gamma^{ct}\} / \gamma^{id}} :-} = \text{true}$$

$$(\text{NegCond}) \text{ for the } N<^>: \{\underline{b(X)}, b(Y), c(Y), \gamma^{id}\} \xrightarrow{\{b(Y), \$\gamma^{ct}\} / \gamma^{id}} :-} = \text{false}$$

In Case 1, rewriting is not possible because $N<^>$ does not satisfy (NegCond).

Case 2

$$\begin{array}{l} \text{Rule: } R_1^2 = M<-1, \infty>a(X), a(X1), M<^>a(V), \\ \quad N<-2, \infty>b(Y), b(Y1), b(Y2), N<^>b(W) \\ \quad :- \\ \quad M<-1, \infty>c(X), c(X1), M<^>c(V), \\ \quad N<-2, \infty>d(Y), d(Y1), d(Y2), N<^>d(W). \\ \text{Initial Process: } P_1 = a(X), b(X), b(Y), c(Y). \end{array}$$

Checking for (RQ'), where $\theta = [(c(Y)) / \$\gamma]$:

$$\begin{array}{l} \underline{a(X), b(X), b(Y), c(Y)} \\ (\equiv (\text{simp}(M<-1, \infty>a(X), a(X1), M<^>a(V), \\ \quad N<-2, \infty>b(Y), b(Y1), b(Y2), N<^>b(W)), \$\gamma)\theta)) \\ \xrightarrow{R_1^2} \underline{c(X), d(X), d(Y), c(Y)} \\ (\equiv (\text{simp}(M<-1, \infty>c(X), c(X1), M<^>c(V), \\ \quad N<-2, \infty>d(Y), d(Y1), d(Y2), N<^>d(W)), \$\gamma)\theta)) \end{array}$$

Checking for (CardCond):

$$(\text{CardCond}) \text{ for the } M<-1, \infty>: -1 \leq 0 \wedge \infty \geq 0 = \text{true}$$

$$(\text{CardCond}) \text{ for the } N<-2, \infty>: -2 \leq 0 \wedge \infty \geq 0 = \text{true}$$

Checking for (NegCond):

$$(\text{NegCond}) \text{ for the } M<^>: \{c(Y), \gamma^{id}\} \xrightarrow{\{a(X), \$\gamma^{ct}\} / \gamma^{id}} :-} = \text{true}$$

$$(\text{NegCond}) \text{ for the } N<^>: \{c(Y), \gamma^{id}\} \xrightarrow{\{b(X), \$\gamma^{ct}\} / \gamma^{id}} :-} = \text{true}$$

Application of (RQ):

$$\begin{array}{c} a(X), b(X), b(Y), c(Y) \\ c(X), d(X), d(Y), c(Y) \end{array} \xrightarrow{M\langle * \rangle a(X), N\langle * \rangle b(Y) :- M\langle * \rangle c(X), N\langle * \rangle d(Y)}$$

Program 2: Rewrite 2 or 4 a's to the same number of b's.

$$\begin{array}{l} \text{Rule: } R_2 = \langle 1, 2 \rangle \langle 2 \rangle a :- \langle 1, 2 \rangle \langle 2 \rangle b. \\ \text{Initial Process: } P_2 = a, a, a, a. \end{array}$$

Expanding Abbreviations :

$$\text{Rule: } R_2 = \langle 1, 2 \rangle \langle \underline{2}, \underline{2} \rangle a :- \langle 1, 2 \rangle \langle \underline{2}, \underline{2} \rangle b$$

Application of (EQ):

$$\begin{array}{l} \langle 1, 2 \rangle \langle 2, 2 \rangle a :- \langle 1, 2 \rangle \langle 2, 2 \rangle b \quad (\text{Case 1}) \\ \stackrel{(EQ)}{\equiv} \langle 0, 1 \rangle \langle 2, 2 \rangle a, M1 \langle 2, 2 \rangle a :- \langle 0, 1 \rangle \langle 2, 2 \rangle b, M1 \langle 2, 2 \rangle b \\ \stackrel{(EQ)}{\equiv} \langle 0, 1 \rangle \langle 2, 2 \rangle a, M1 \langle 0, 0 \rangle a, \underline{a}, \underline{a} :- \langle 0, 1 \rangle \langle 2, 2 \rangle b, M1 \langle 0, 0 \rangle b, \underline{b}, \underline{b} \quad (\text{Case 2}) \\ \stackrel{(EQ)}{\equiv} \langle -1, 0 \rangle \langle 2, 2 \rangle a, M1 \langle 0, 0 \rangle a, \underline{a}, \underline{a}, M2 \langle 2, 2 \rangle a \\ \quad :- \langle -1, 0 \rangle \langle 2, 2 \rangle b, M1 \langle 0, 0 \rangle b, \underline{b}, \underline{b}, M2 \langle 2, 2 \rangle b \\ \stackrel{(EQ)}{\equiv} \langle -1, 0 \rangle \langle 2, 2 \rangle a, M1 \langle 0, 0 \rangle a, \underline{a}, \underline{a}, M2 \langle 0, 0 \rangle a, \underline{a}, \underline{a} \\ \quad :- \langle -1, 0 \rangle \langle 2, 2 \rangle b, M1 \langle 0, 0 \rangle b, \underline{b}, \underline{b}, M2 \langle 0, 0 \rangle b, \underline{b}, \underline{b} \quad (\text{Case 3}) \end{array}$$

Case 1

$$\begin{array}{l} \text{Rule: } R_2^1 = \langle 1, 2 \rangle \langle 2, 2 \rangle a :- \langle 1, 2 \rangle \langle 2, 2 \rangle b. \\ \text{Initial Process: } P_2 = a, a, a, a. \end{array}$$

Checking for (RQ'), where $\theta = [(a, a, a, a)/\$ \gamma]$:

$$\begin{array}{l} a, a, a, a \equiv (\text{simp}(\langle 1, 2 \rangle \langle 2, 2 \rangle a), \$ \gamma) \theta \\ \xrightarrow{R_2^1} a, a, a, a \equiv (\text{simp}(\langle 1, 2 \rangle \langle 2, 2 \rangle b), \$ \gamma) \theta \end{array}$$

Checking for (CardCond):

$$(\text{CardCond}) \text{ for the } \langle 1, 2 \rangle: 1 \leq 0 \wedge 2 \geq 0 = \text{false}$$

In Case 1, rewriting is not possible because $\langle 1, 2 \rangle$ does not satisfy (CardCond).

Case 2

$$\begin{array}{l} \text{Rule: } R_2^2 = \langle 0, 1 \rangle \langle 2, 2 \rangle a, M1 \langle 0, 0 \rangle a, \underline{a}, \underline{a} \\ \quad :- \langle 0, 1 \rangle \langle 2, 2 \rangle b, M1 \langle 0, 0 \rangle b, \underline{b}, \underline{b}. \\ \text{Initial Process: } P_2 = a, a, a, a. \end{array}$$

Checking for (RQ'), where $\theta = [(a, a)/\$ \gamma]$:

$$\begin{array}{c} \underline{a}, \underline{a}, a, a \ (\equiv \ (simp(<0, 1><2, 2>a, M1<0, 0>a, a, a), \$ \gamma)\theta) \\ \xrightarrow{R_2^2} \underline{b}, \underline{b}, a, a \ (\equiv \ (simp(<0, 1><2, 2>b, M1<0, 0>b, b, b), \$ \gamma)\theta) \end{array}$$

Checking for (CardCond):

(CardCond) for the $<0, 1>$: $0 \leq 0 \wedge 2 \geq 0 = true$

(CardCond) for the $M1<0, 0>$: $0 \leq 0 \wedge 0 \geq 0 = true$

Checking for (NegCond):

Negation quantifier does not occur in this rule.

Application of (RQ):

$$a, a, a, a \xrightarrow{\langle 1, 2 \rangle \langle 2 \rangle a \ :- \ \langle 1, 2 \rangle \langle 2 \rangle b} b, b, a, a$$

Case 3

Rule: $R_2^3 = \langle -1, 0 \rangle \langle 2, 2 \rangle a, M1 \langle 0, 0 \rangle a, a, a, M2 \langle 0, 0 \rangle a, a, a$
 $\quad \quad \quad :- \ \langle -1, 0 \rangle \langle 2, 2 \rangle b, M1 \langle 0, 0 \rangle b, b, b, M2 \langle 0, 0 \rangle b, b, b.$

Initial Process: $P_2 = a, a, a, a.$

Checking for (RQ'), where $\theta = [0/\$ \gamma]$:

$$\begin{array}{c} \underline{a}, \underline{a}, \underline{a}, \underline{a} \ (\equiv \ (simp(<-1, 0><2, 2>a, M1<0, 0>a, a, a, M2<0, 0>a, a, a), \$ \gamma)\theta) \\ \xrightarrow{R_2^3} \underline{b}, \underline{b}, \underline{b}, \underline{b} \ (\equiv \ (simp(<-1, 0><2, 2>b, M1<0, 0>b, b, b, M2<0, 0>b, b, b), \$ \gamma)\theta) \end{array}$$

Checking for (CardCond):

(CardCond) for the $<0, 1>$: $0 \leq 0 \wedge 1 \geq 0 = true$

(CardCond) for the $M1<0, 0>$: $0 \leq 0 \wedge 0 \geq 0 = true$

(CardCond) for the $M2<0, 0>$: $0 \leq 0 \wedge 0 \geq 0 = true$

Checking for (NegCond):

Negation quantifier does not occur in this rule.

Application of (RQ)

$$a, a, a, a \xrightarrow{\langle 1, 2 \rangle \langle 2 \rangle a \ :- \ \langle 1, 2 \rangle \langle 2 \rangle b} b, b, b, b$$

Program 3: Generate an `ok` if there is no membrane not containing an `a`.

$$\begin{aligned} \text{Rule: } R_3 &= M\langle\langle\{N\langle\langle a, \$p \rangle\rangle\} \rangle\rangle \text{ :- ok.} \\ \text{Initial Process: } P_3 &= \{a, b\}. \end{aligned}$$

Note that the two nested non-existence quantifiers are treated as having different labels (Section 4).

Expanding Abbreviations :

$$\text{Rule: } R_3 = M\langle\langle\{N\langle\langle a, \$p \rangle\rangle\} \rangle\rangle \text{ :- } \underline{M\langle\langle\{N\langle\langle a, \$p \rangle\rangle\} \rangle\rangle, \text{ok}}$$

Checking for (RQ'), where $\theta = [\{a, b\}/\$ \gamma]$:

$$\begin{aligned} \{a, b\} &(\equiv (\text{simp}(M\langle\langle\{N\langle\langle a, \$p \rangle\rangle\} \rangle\rangle), \$ \gamma)\theta) \\ \xrightarrow{R} \{a, b\}, \underline{\text{ok}} &(\equiv (\text{simp}(M\langle\langle\{N\langle\langle a, \$p \rangle\rangle\} \rangle\rangle, \text{ok}), \$ \gamma)\theta) \end{aligned}$$

Checking for (CardCond):

Cardinality quantifier does not occur in this rule.

Checking for (NegCond):

$$(\text{NegCond}) \text{ for the } M\langle\langle\cdot\rangle\rangle: \{\{a, b, p^{id}\}, \gamma^{id}\} \xrightarrow{\{\{N\langle\langle a, \$p^{ct}, p^{id}\} \rangle\rangle, \$ \gamma^{ct}, \gamma^{id}\} \text{ :-}} = \text{true}$$

(Details of this is given in “(NegCond) for the inner $N\langle\langle\cdot\rangle\rangle$ ” below)

Application of (RQ):

$$\{a, b\} \xrightarrow{M\langle\langle\{N\langle\langle a, \$p \rangle\rangle\} \rangle\rangle \text{ :- ok}} \{a, b\}, \text{ok}$$

(NegCond) for the inner $N\langle\langle\cdot\rangle\rangle$

$$\begin{aligned} \text{Rule: } R'_3 &= \{\{N\langle\langle a, \$p^{ct}, p^{id}\} \rangle\rangle, \$ \gamma^{ct}, \gamma^{id}\} \text{ :- } \underline{\quad} . \\ \text{Initial Process: } P'_3 &= \{\{a, b, p^{id}\}, \gamma^{id}\} \end{aligned}$$

Expanding Abbreviations :

$$\text{Rule: } R'_3 = \{\{N\langle\langle a, \$p^{ct}, p^{id}\} \rangle\rangle, \$ \gamma^{ct}, \gamma^{id}\} \text{ :- } \underline{\mathbf{0}}$$

Checking for (RQ'), where $\theta = [(a, b)/\$ p^{ct}, \mathbf{0}/\$ \gamma^{ct}, \mathbf{0}/\$ \gamma]$:

$$\begin{aligned} \{\{a, b, p^{id}\}, \gamma^{id}\} &(\equiv (\text{simp}(\{\{N\langle\langle a, \$p^{ct}, p^{id}\} \rangle\rangle, \$ \gamma^{ct}, \gamma^{id}\}), \$ \gamma)\theta) \\ \xrightarrow{R'_3} \underline{\mathbf{0}} &(\equiv (\text{simp}(\mathbf{0}), \$ \gamma)\theta) \end{aligned}$$

Checking for (CardCond):

Cardinality quantifier does not occur in this rule.

Checking for (NegCond):

(NegCond) for the $N<^>$:

$$\{\{\underline{a}, \mathbf{b}, (\mathbf{p}^{ct})^{id}, (\gamma^{ct})^{id}\}, \gamma^{id}\} \xrightarrow{\{\{\mathbf{a}, \mathbf{p}^{ct}, (\mathbf{p}^{ct})^{id}, (\gamma^{ct})^{ct}, (\gamma^{ct})^{id}\}, \mathbf{p}^{ct}, \gamma^{id}\} :-}} = false$$

Rewriting with R'_3 is not done because $N<^>$ does not satisfy (NegCond).

Program 4: Generate an **ok** if there is no unordered pair of **a** and **b**.

$$\begin{aligned} \text{Rule: } R_4 &= <^>\mathbf{a}, <^>\mathbf{b} :- \text{ ok.} \\ \text{Initial Process: } P_4 &= \mathbf{a}, \mathbf{a}. \end{aligned}$$

Expanding Abbreviations :

$$\text{Rule: } R_4 = <^>\mathbf{a}, <^>\mathbf{b} :- \text{ ok}$$

Checking for (RQ'), where $\theta = [(\mathbf{a}, \mathbf{a})/\$ \gamma]$:

$$\begin{aligned} \mathbf{a}, \mathbf{a} &(\equiv (\text{simp}(<^>\mathbf{a}, <^>\mathbf{b}), \$ \gamma)\theta) \\ \xrightarrow{R_4} \mathbf{a}, \mathbf{a}, \text{ok} &(\equiv (\text{simp}(\text{ok}), \$ \gamma)\theta) \end{aligned}$$

Checking for (CardCond):

Cardinality quantifier does not occur in this rule.

Checking for (NegCond):

$$\text{(NegCond) for the } <^>: \{\mathbf{a}, \mathbf{a}, \gamma^{id}\} \xrightarrow{\{\mathbf{a}, \mathbf{b}, \mathbf{p}^{ct}, \gamma^{id}\} :-}} = true$$

Application of (RQ):

$$\mathbf{a}, \mathbf{a} \xrightarrow{<^>\mathbf{a}, <^>\mathbf{b} :- \text{ ok}} \mathbf{a}, \mathbf{a}, \text{ok}$$

Program 5: Generate an **ok** if there is no **a** or **b**.

Note the difference (from Program 4) of labeling to non-existence quantifiers.

$$\begin{aligned} \text{Rule: } R_5 &= M<^>\mathbf{a}, N<^>\mathbf{b} :- \text{ ok.} \\ \text{Initial Process: } P_5 &= \mathbf{a}, \mathbf{a}. \end{aligned}$$

Expanding Abbreviations :

Rule: $R_5 = M\langle^{\wedge}a, N\langle^{\wedge}b \rangle :- \text{ok}$

Checking for (RQ'), where $\theta = [(a, a)/\$ \gamma]$:

$$\begin{aligned} & \mathbf{a, a} (\equiv (\text{simp}(M\langle^{\wedge}a, N\langle^{\wedge}b \rangle), \$ \gamma)\theta) \\ \xrightarrow{R_5} & \mathbf{a, a, \underline{ok}} (\equiv (\text{simp}(\text{ok}), \$ \gamma)\theta) \end{aligned}$$

Checking for (CardCond):

Cardinality quantifier does not occur in this rule.

Checking for (NegCond):

$$\begin{aligned} (\text{NegCond}) \text{ for the } M\langle^{\wedge} \rangle: \{\underline{\mathbf{a}}, \mathbf{a}, \gamma^{id}\} & \xrightarrow{\{\mathbf{a}, \$ \gamma^{ct}, \gamma^{id}\} :-} = \text{false} \\ (\text{NegCond}) \text{ for the } N\langle^{\wedge} \rangle: \{\mathbf{a}, \mathbf{a}, \gamma^{id}\} & \xrightarrow{\{\mathbf{b}, \$ \gamma^{ct}, \gamma^{id}\} :-} = \text{true} \end{aligned}$$

In this program, rewriting is not done because $M\langle^{\wedge} \rangle$ does not satisfy (NegCond).