

From coasting to energy-conserving: new self-similar solutions to the interaction phase of strong explosions

ERIC R. COUGHLIN¹

¹*Department of Physics, Syracuse University, Syracuse, NY 13210, USA*

ABSTRACT

Astrophysical explosions that contain dense and ram-pressure-dominated ejecta evolve through an interaction phase, during which a forward shock (FS), contact discontinuity (CD), and reverse shock (RS) form and expand with time. We describe new self-similar solutions that apply to this phase and are most accurate in the limit that the ejecta density is large compared to the ambient density. These solutions predict that the FS, CD, and RS expand at different rates in time and not as single temporal power-laws, are valid for explosions driven by steady winds and homologously expanding ejecta, and exist when the ambient density profile is a power-law with power-law index shallower than ~ 3 (specifically when the FS does not accelerate). We find excellent agreement between the predictions of these solutions and hydrodynamical simulations, both for the temporal behavior of the discontinuities and for the variation of the fluid quantities. The self-similar solutions are applicable to a wide range of astrophysical phenomena and – although the details are described in future work – can be generalized to incorporate relativistic speeds with arbitrary Lorentz factors. We suggest that these solutions accurately interpolate between the initial “coasting” phase of the explosion and the later, energy-conserving phase (or, if the ejecta is homologous and the density profile is sufficiently steep, the self-similar phase described in [Chevalier 1982](#)).

Keywords: Analytical mathematics (38); Core-collapse supernovae (304); Hydrodynamics (1963); Shocks (2086); Transient sources (1851)

1. INTRODUCTION

The formation of a shockwave is an inevitable consequence of the injection of energy into a cold medium, making them ubiquitous in astrophysical settings. The dissipation of bulk kinetic energy at a shockwave occurs at the expense of the production of internal energy and radiation, making them not just ubiquitous but signposts of high-energy phenomena, including gamma-ray bursts (e.g., [Rees & Meszaros 1992](#); [Mészáros & Rees 1997](#); [Sari et al. 1998](#)), core-collapse (e.g., [Woosley et al. 2002](#); [Khatami & Kasen 2023](#)) and type-Ia (e.g., [Chevalier 1988](#); [Hillebrandt & Niemeyer 2000](#)) supernovae, colliding-wind binaries (e.g., [Stevens et al. 1992](#); [Abaroa et al. 2023](#)), galactic (e.g., [Holzer & Axford 1970](#); [Thompson & Heckman 2024](#)), stellar (e.g., [Castor et al. 1975](#); [Weaver et al. 1977](#)), and AGN outflows (e.g., [Begelman et al. 1984](#); [Begelman & Cioffi 1989](#)), and tidal

disruption events (TDEs; e.g., [Rees 1988](#); [Gezari 2021](#); [Alexander et al. 2016](#)).

While an explosion and the outward motion of gas must initially be powered by some other (i.e., non-kinetic) energy reservoir, the thermal content of the expanding gas generally declines adiabatically and more rapidly than the kinetic energy, such that the “ejecta” of an explosion becomes cold and kinetically dominated soon after it is initiated. If, however, there is a medium surrounding the object at the time of the explosion, then the interaction between the expanding ejecta and that medium provides an additional source of dissipation and corresponding emission. This type of interaction is thought to power the late-time rebrightenings of some supernovae (i.e., type-II_n; e.g., [Chevalier & Fransson 1994](#); [Sollerman et al. 2020](#)), is the most widely accepted mechanism for generating the afterglow associated with GRBs (e.g., [Kumar & Zhang 2015](#)), and can generally supplement – and conceivably dominate – the overall energetics of highly energetic, cosmic explosions (e.g.,

Dong et al. 2016; Arcavi et al. 2017; Andrews & Smith 2018; Sollerman et al. 2022).

During this “interaction phase,” the collision between the ambient gas and the ejecta creates a forward shock (FS) with radius R_s that advances into the ambient medium, a reverse shock (RS) with radius R_r that propagates into the ejecta, and a contact discontinuity (CD) with radius R_c that separates the two shocked fluids (see Figure 1 of Khatami & Kasen 2023 for an illustration). Once the ejecta density becomes comparable to the ambient density (equivalent, in order of magnitude, to the condition that the swept-up mass be comparable to the initial explosion mass; e.g., Ostriker & McKee 1988), we expect the FS to be set by the (potentially time-dependent, if a steady wind drives the outflow; e.g., Weaver et al. 1977) explosion energy, at which point the blastwave enters the self-similar Sedov-Taylor phase (Sedov 1959; Taylor 1950). Chevalier (1982) showed that, when the ejecta is homologously expanding, there are also self-similar solutions that describe the initial interaction phase, and these solutions have time-independent ratios of R_r/R_c and R_s/R_c . They also require a constant and specific ratio of the ejecta density, ρ_{ej} , and the ambient density, ρ_a , and are only attained if the (initial) ejecta density falls off as a power-law steeper than $\propto r^{-5}$. The origin of the latter constraint is that it is only for these steep power-law profiles that the kinetic energy of the ejecta is infinite¹; flatter profiles have a finite energy and must be governed by the conservation of that energy at sufficiently late times.

Here we show that there are distinct self-similar solutions that describe the interaction phase, which are valid when the density of the ejecta, ρ_{ej} , exceeds the density of the ambient medium, ρ_a , and are most accurate when $\rho_{ej} \gg \rho_a$. During this phase the forward shock “coasts” at a fixed value of the ejecta velocity, meaning that the self-similar FS shell thickness, $\Delta_s = R_s/R_c - 1$, is constant in time. The thickness of the reverse shock, $\Delta_r = 1 - R_r/R_c$, scales as $\sqrt{\rho_a/\rho_{ej}}$ and is therefore generally time-dependent, implying that the self-similar solutions possess different rates of expansion of the FS, CD, and RS. Our solutions are valid while $\Delta_r \lesssim \Delta_s$, after which we expect the solution to transition either to Chevalier (1982)’s if the ejecta density profile is sufficiently steep, or to the Sedov-Taylor solution when it is less so (or that of Weaver et al. 1977 for wind-powered explosions), and therefore interpolate between the coasting and energy-conserving phases of a strong explosion.

In Section 2 we provide motivation and physical arguments for the existence and properties of the self-similar solutions, and in Section 3 we derive the solutions and provide comparisons to numerical simulations. We discuss various aspects of the solutions and applications of the solutions in Section 4 before briefly summarizing in Section 5.

2. BASIC CONSIDERATIONS

Let a spherically symmetric and kinetic-energy-dominated outflow (the “ejecta”) impinge upon a static and cold medium that has a power-law density profile $\rho_a r^{-n}$. The initial velocities of the FS, RS, and CD from the jump conditions are, respectively,

$$\begin{aligned} V_s &= \frac{\gamma + 1}{2} \frac{1}{1 + \sqrt{\rho_a/\rho_{ej}}} V_{ej}, \\ V_r &= \frac{1 - \frac{\gamma-1}{2} \sqrt{\rho_a/\rho_{ej}}}{1 + \sqrt{\rho_a/\rho_{ej}}} V_{ej}, \\ V_c &= \frac{1}{1 + \sqrt{\rho_a/\rho_{ej}}} V_{ej}. \end{aligned} \quad (1)$$

Here γ is the adiabatic index of the gas and V_{ej} is the ejecta velocity. The jump conditions also yield the fluid variables at the FS and RS:

$$\begin{aligned} v(R_s) &= \frac{2}{\gamma + 1} V_s, \quad v(R_r) = \frac{2}{\gamma + 1} V_r + \frac{\gamma - 1}{\gamma + 1} v_{ej}(R_r), \\ \rho(R_s) &= \frac{\gamma + 1}{\gamma - 1} \rho_a R_s^{-n}, \quad \rho(R_r) = \frac{\gamma + 1}{\gamma - 1} \rho_{ej}(R_r) \\ p(R_s) &= \frac{2}{\gamma + 1} \rho_a V_s^2 R_s^{-n}, \\ p(R_r) &= \frac{2}{\gamma + 1} \rho_{ej}(R_r) (v_{ej}(R_r) - V_r)^2. \end{aligned} \quad (2)$$

Here v is the fluid velocity and p is the pressure, and while Equation (1) is only valid at $t = 0$, (2) is correct at any time. Note that v_{ej} refers to the velocity of the ejecta at $r < R_r$, which could have spatial dependence.

Equation (1) shows that the RS-CD-FS structure expands (or, if the ambient density profile is sufficiently steep, contracts) as a function of the ratio ρ_a/ρ_{ej} . If R_s , R_c , and R_r vary in such a way that $\rho_{ej}/\rho_a = \text{const.}$ after the explosion, Chevalier (1982) showed that self-similar solutions can be found that satisfy $R_r/R_c \propto R_s/R_c \sim \text{const.}$ and $R_c \propto t^\alpha$ with α a constant, but in general – and for ejecta density profiles that do not initially conform to steep power-laws in radius – such solutions cannot be found and the RS, CD, and FS propagate at different speeds.

There is, however, another scenario in which the above boundary conditions simplify and for which approximate

¹ A corollary of this constraint is that the cylindrical analogs of the Chevalier (1982) solutions presumably exist for profiles steeper than $\propto s^{-4}$, where s is cylindrical radius.

self-similar solutions could plausibly exist: if $\rho_a/\rho_{ej} \ll 1$, Equation (1) shows $V_r = V_{ej} \left(1 + \mathcal{O} \left[\sqrt{\rho_a/\rho_{ej}} \right] \right)$ and $V_c = V_{ej} \left(1 + \mathcal{O} \left[\sqrt{\rho_a/\rho_{ej}} \right] \right)$, such that as $\rho_a/\rho_{ej} \rightarrow 0$, the RS “piles up” into the CD and the velocity is continuous to the CD. In this same limit $V_{ej}(R_r) = V_{ej}$ is a constant and given by its initial value, i.e., $V_r = V_c = V_{ej}$ for all $t > 0$. Therefore, in this “coasting” regime (e.g., Ostriker & McKee 1988), the FS must have $V_s \propto V_{ej} = \text{const.}$ to not be overtaken by the CD (i.e., it cannot decelerate, and we are assuming it does not accelerate; see Section 4 for a description of where the latter breaks down) and $\Delta_s \equiv R_s/R_c - 1 = \text{const.}$ Self-similar solutions would then yield the values of Δ_s and V_s/V_{ej} .

Additionally, the difference between V_r and V_c in this limit is $\propto \sqrt{\rho_a/\rho_{ej}} \ll 1$, such that the relative shell thickness between the CD and the RS, $\Delta_r = 1 - R_r/R_c$, varies as $\sqrt{\rho_a/\rho_{ej}} \equiv \delta$. To satisfy the jump conditions across the RS and be continuous at the CD, the pressure must then satisfy $p \propto \rho_{ej} V_c^2 \Delta_r^2$. While exact self-similar solutions for the RS during this phase likely do not exist, these observations suggest that approximate self-similar solutions could be found for which the fluid variables are written as power series in the small quantity δ .

We derive these self-similar solutions in the next section. The zeroth-order (in δ) FS solutions (Section 3.1) are contained in the Sedov space and simply have zero acceleration, and depend on neither the density nor the velocity profile of the inner ejecta. Despite being fairly trivial, we have not seen these solutions discussed in this context or this generally². The RS solutions (Section 3.2) are constrained simultaneously by the (known, $\propto \delta$) expansion rate of the shell Δ_r and the continuity of the velocity and pressure at the CD. The latter are satisfied for special deceleration parameters that act as eigenvalues, but instead of permitting the smooth passage of the fluid variables through a sonic point (as is typically the case for type-II similarity solutions; Zel’dovich & Raizer 1967), they satisfy boundary conditions at the CD. The solutions apply to both wind-driven and homologously-expanding-ejecta-driven explosions, both of which we

analyze. Finally, we construct first-order “corrections” to the FS and shocked fluid (Section 3.3), which describe the response of the FS to finite δ ; analogous to the RS, these require a precise growth rate for Δ_s (alongside the constant and self-similar width) that serves to satisfy continuity conditions at the CD.

3. SELF-SIMILAR SOLUTIONS FOR INTERACTING EXPLOSIONS

3.1. Forward shock

We assume that the ratio of the ambient to ejecta density is sufficiently small that $V_c \simeq V_{ej}$. We define the fluid and self-similar variables as

$$\begin{aligned} v &= V_c f_s(\eta), & \rho &= \rho_a R_c^{-n} g_s(\eta), \\ p &= \rho_a V_c^2 R_c^{-n} h_s(\eta), & \eta &= \frac{r/R_c - 1}{R_s/R_c - 1} \equiv \frac{r/R_c - 1}{\Delta_s}, \end{aligned} \quad (3)$$

where $0 \leq \eta \leq 1$ and Δ_s a constant. Then the fluid equations in spherical symmetry,

$$\begin{aligned} \frac{\partial \rho}{\partial t} + \frac{1}{r^2} \frac{\partial}{\partial r} [r^2 \rho v] &= 0, \\ \frac{\partial v}{\partial t} + v \frac{\partial v}{\partial r} + \frac{1}{\rho} \frac{\partial p}{\partial r} &= 0, \\ \frac{\partial}{\partial t} \ln \left(\frac{p}{\rho^\gamma} \right) + v \frac{\partial}{\partial r} \ln \left(\frac{p}{\rho^\gamma} \right) &= 0, \end{aligned} \quad (4)$$

respectively become

$$\begin{aligned} -n g_s - \frac{1}{\Delta_s} (1 + \Delta_s \eta) \frac{d g_s}{d \eta} \\ + \frac{1}{\Delta_s (1 + \Delta_s \eta)^2} \frac{d}{d \eta} \left[(1 + \Delta_s \eta)^2 f_s g_s \right] &= 0, \end{aligned} \quad (5)$$

$$-(1 + \Delta_s \eta - f_s) \frac{d f_s}{d \eta} + \frac{1}{g_s} \frac{d h_s}{d \eta} = 0, \quad (6)$$

$$n(\gamma - 1) - \frac{1}{\Delta_s} (1 + \Delta_s \eta - f_s) \frac{d}{d \eta} \ln \left(\frac{h_s}{g_s^\gamma} \right) = 0, \quad (7)$$

while the boundary conditions at the shock, from Equation (2), are

$$\begin{aligned} f_s(1) &= \frac{2}{\gamma + 1} (1 + \Delta_s), \\ g_s(1) &= \frac{\gamma + 1}{\gamma - 1} (1 + \Delta_s)^{-n}, \\ h_s(1) &= \frac{2}{\gamma + 1} (1 + \Delta_s)^{2-n}, \end{aligned} \quad (8)$$

and that at the CD is

$$f_s(0) = 1. \quad (9)$$

² Gruzinov (2003) and Kushnir & Waxman (2010) describe solutions with this property – their “type III” similarity solutions – when considering explosions in steep power-law media ($n \sim 3$), arguing that this is the correct limit to take for the Sedov problem and that the CD acts as a constant-velocity piston, interior to which the solution does not behave self-similarly. In our case, the solution interior to the RS (and CD when $\rho_a/\rho_{ej} \rightarrow 0$) is trivial and self-similar, and we expect our solutions to apply to all n for which the FS decelerates ($n \lesssim 3$; see the discussion in Section 4) and while $\Delta_r \lesssim \Delta_s$. We also suggest that our FS similarity solution is of the first type, because the deceleration rate of the FS – zero – is inferred on physical grounds.

Equations (5) – (7) are solved by integrating from the shock ($\eta = 1$) and iterating on Δ_s until Equation (9) is satisfied³.

3.2. Reverse shock

The dynamics of the reverse shock depend on the velocity and density profiles of the ejecta; the two cases we consider are

$$\rho(R_r) = \begin{cases} \rho_{\text{ej}} R_r^{-2} & \text{for } v_{\text{ej}}(r) = V_{\text{ej}} \\ \rho_{\text{ej}} R_r^{-3} & \text{for } v_{\text{ej}}(r) = V_{\text{ej}} \frac{r}{R_{\text{ej}}} \end{cases} \equiv \rho_{\text{ej}} R_r^{-m}, \quad (10)$$

where

$$R_{\text{ej}} = 1 + V_{\text{ej}} t \quad (11)$$

is the radius of the leading edge of the ejecta if $\rho_a/\rho_{\text{ej}} \equiv 0$. The first of these is a time-steady wind, while the latter is a homologously expanding shell of ejecta. Note that the first is exact, while the second is only valid in the limit that $R_r \simeq R_c \simeq R_{\text{ej}}$, but in this limit the details of the density profile (e.g., its power-law index, as analyzed by [Chevalier 1982](#)) do not enter.

From our considerations in Section 2, we expect the radius of the CD to vary as

$$R_c = R_{\text{ej}}(t) \{1 - \kappa_c \delta(\tau)\}, \quad (12)$$

where κ_c is an unknown constant and

$$\delta = \sqrt{\frac{\rho_a}{\rho_{\text{ej}}}} e^{\frac{m-n}{2}\tau}. \quad (13)$$

Here $\tau = \ln R_c$, i.e., δ varies as a power-law in R_c . We define the RS radius and self-similar variable as

$$R_r = R_c (1 - \Delta_r) \equiv R_c \{1 - \kappa_r \delta(\tau)\}, \quad \eta = \frac{r/R_c - 1}{\Delta_r}, \quad (14)$$

where κ_r is another unknown parameter and⁴ $-1 \leq \eta \leq 0$. Because Δ_r is time-dependent, the usual self-similar parameterization of the fluid variables (e.g., that used for the FS) will not lead to self-consistent equations for f_r , g_r , and h_r . However, and again from the physical

considerations in Section 2, we expect the following to hold to leading order in Δ_r :

$$\begin{aligned} v &= V_c \{1 + \Delta_r f_r(\eta)\}, \\ p &= \rho_{\text{ej}} R_c^{-m} V_c^2 \Delta_r^2 h_r(\eta), \\ \rho &= \rho_{\text{ej}} R_c^{-m} g_r(\eta). \end{aligned} \quad (15)$$

The self-similar equations are derived by keeping lowest-order terms in Δ_r in the fluid equations and using the definitions of R_c , R_r , and Δ_r in terms of δ , and are

$$(2 - m) g_r - \left(1 + \frac{m - n}{2}\right) \eta \frac{dg_r}{d\eta} + \frac{d}{d\eta} [f_r g_r] = 0, \quad (16)$$

$$-\frac{\kappa_c}{\kappa_r} \left(\frac{m - n}{2}\right) \left(1 + \frac{m - n}{2}\right) + \frac{m - n}{2} f_r - \left(f_r - \eta - \frac{m - n}{2}\eta\right) \frac{df_r}{d\eta} + \frac{1}{g_r} \frac{dh_r}{d\eta} = 0, \quad (17)$$

$$m\gamma - n + \left(f_r - \eta - \frac{m - n}{2}\eta\right) \frac{d}{d\eta} \ln \left(\frac{h_r}{g_r^\gamma}\right) = 0. \quad (18)$$

The boundary conditions at the shock can be determined from the jump conditions (2) and are

$$\begin{aligned} f_r(-1) &= \frac{2}{\gamma + 1} \left(1 + \frac{m - n}{2}\right) \left(\frac{\gamma - 1}{2} \frac{\kappa_c}{\kappa_r} - 1\right) \\ &\quad - \frac{\gamma - 1}{\gamma + 1} \left(1 + \frac{\kappa_c}{\kappa_r}\right) (m - 2), \end{aligned} \quad (19)$$

$$h_r(-1) = \frac{2}{\gamma + 1} \left(1 + \frac{\kappa_c}{\kappa_r}\right)^2 \left(1 + \frac{m - n}{2} - (m - 2)\right)^2, \quad (20)$$

$$g_r(-1) = \frac{\gamma + 1}{\gamma - 1}. \quad (21)$$

The factors proportional to $(m - 2)$ account for the additional terms that enter in the case of homologously expanding ejecta ($m = 3$) vs. a steady wind ($m = 2$), i.e., Equations (19) – (21) are correct for both $m = 2$ and $m = 3$. The continuity of the velocity at the CD also requires

$$f_r(0) = 0. \quad (22)$$

Equations (16) – (22) depend only on the unknown ratio κ_c/κ_r ; as for the FS shell thickness Δ_s , κ_c/κ_s acts as an eigenvalue that can be determined iteratively by shooting from the RS until the condition $f_r(0) = 0$ is met. The individual values of κ_r and κ_s are recovered by requiring pressure continuity at the CD: since the pressure at the CD from the forward-shocked material is given by the self-similar parameterization in Section 3.1, we have

$$\begin{aligned} \rho_{\text{ej}} R_c^{-m} V_c^2 \kappa_r^2 \delta^2 h_r(0) &= \rho_a R_c^{-n} V_c^2 h_s(0) \\ \Rightarrow \kappa_r &= \sqrt{\frac{h_s(0)}{h_r(0)}}, \end{aligned} \quad (23)$$

thus closing the system.

³ Because Δ_s is a constant, the self-similar variable η is just linearly related to the usual Sedov variable, $\xi = r/R_s$. Therefore, in practice it is more efficient to solve the usual Sedov-Taylor self-similar equations (e.g. and using these definitions and variables, Equations 13 and 14 of [Coughlin & Zrake 2022](#)), from which the value of Δ_s is delimited and obtained “for free” by where the self-similar solution terminates.

⁴ Note that the η appearing in the definition of the reverse-shock fluid variables is not the same as that for the forward-shock fluid variables; we omitted subscripts from the various η 's for ease of notation.

3.3. Corrections to the forward shock

The self-similar solutions for the FS in Section 3.1 set $\rho_a/\rho_{ej} = 0$ and are independent of this parameter. However, the FS will be modified analogously to the CD (i.e., Equation 12) owing to the finite value of ρ_a/ρ_{ej} , and there will be modifications to Δ_s that scale as δ . We account for these effects by letting $f_s(\eta) \rightarrow f_s(\eta) + \delta(\tau)f_1(\eta)$, and similarly for the functions g_s and h_s , in Equation (3), and letting

$$\Delta_s(\tau) \rightarrow \Delta_s + \kappa_s \delta(\tau), \quad (24)$$

with κ_s an unknown parameter.

With this parameterization, the boundary conditions at the FS (read off from Equation 2) are

$$\begin{aligned} f_1(1) &= \frac{2}{\gamma+1} \left(1 + \frac{m-n}{2}\right) \kappa_s, \\ g_1(1) &= -\frac{\gamma+1}{\gamma-1} (1 + \Delta_s)^{-n-1} n \kappa_s, \\ h_1(1) &= \frac{2}{\gamma+1} (1 + \Delta_s)^{1-n} (m+2-2n) \kappa_s, \end{aligned} \quad (25)$$

while the continuity of the velocity at the CD demands

$$f_1(0) = 0. \quad (26)$$

Linearizing the fluid equations in δ yields the equations for f_1 , g_1 , and h_1 ; they are lengthy, and to preserve readability, we put them in Appendix A. The solution for κ_s is found, as for κ_c/κ_r , by shooting from the FS until $f_1(0) = 0$.

3.4. Total solutions

Figure 1 shows the self-similar solutions for $m = 2$ (ejecta in the form of a time-steady wind; left panels) and $m = 3$ (homologously expanding ejecta; right panels) for the n in the legend of the top panels and $\gamma = 5/3$; the solutions are qualitatively similar for $\gamma = 4/3$. The density (top panels) of the shocked ejecta increases and diverges at the CD for all values of n , such that most of the mass is concentrated near the CD, and is nearly independent of n for homologous ejecta. The velocity profile is roughly linear throughout the shell, while the pressure displays nontrivial variation throughout the RS shell and is approximately uniform for the FS. Figure 2 is analogous to Figure 1, but illustrates the corrections to the FS fluid variables. Table 1 provides values of Δ_s and the various κ 's for both values of m and a range of n .

The solid, orange curves in the top-left, top-right, and bottom-left panels of Figure 3 give the density, velocity, and pressure, respectively, from a hydrodynamical simulation run with FLASH (Fryxell et al. 2000), while the

bottom-right panel shows the solution for the RS-shell width (i.e., $1 - R_r/R_c$) as a function of the position of the CD. We initialized the simulation with a constant-velocity, cold wind, such that $v = V_{ej} = 1$ and $\rho = r^{-2}$ for $r < 1$, and $v = 0$ and $\rho = 10^{-4}$ ($n = 0$) for $r > 1$, i.e., $\delta(\tau = 0) = 10^{-2}$. The parameters controlling numerical accuracy (e.g., interpolation order) are identical to those described in Paradiso et al. (2024), and we used a resolution of $\Delta r = 7.64 \times 10^{-5}$. The dashed curves are the predictions from the self-similar solutions. In all cases the agreement is extremely good. Figure 4 is the analogous set of plots for a homologously expanding shell ($m = 3$) impacting a wind-fed medium ($n = 2$), where here the initial density ratio was set to $\rho_a/\rho_{ej} = 4 \times 10^{-4}$ and the resolution $\Delta r = 10^{-3}$. For this setup the ejecta density profile was flat (independent of radius) and the initial velocity profile was $v = V_{ej}r/R_{ej}$, with $V_{ej} = R_{ej} = 1$.

4. DISCUSSION

Here we discuss various aspects of the self-similar solutions.

4.1. Duration of the self-similar phase and limiting values of n

As for any self-similar solution, those described here do not account for initial conditions. In the idealized scenario of cold ejecta impinging on a cold medium, the initial velocities of the discontinuities are given in Equation (1), which allows us to estimate the time taken for the self-similar stage to be reached: since the initial growth rate of the FS shell is $d\Delta/d\tau = (\gamma - 1)/(\gamma + 1)$, we expect the self-similar solutions to be valid once $d\Delta/d\tau \times \tau \simeq \Delta_s$, or in a time of

$$t_{ss,begin} \simeq \frac{R_i}{V_{ej}} e^{\Delta_s \frac{\gamma+1}{\gamma-1}}. \quad (27)$$

Here R_i is the scale length appropriate to the ambient density, i.e., the density of the ambient medium satisfies $\rho_a(r/R_i)^{-n}$ (in the preceding analysis r is in units of R_i , but we re-introduced it here for clarity). For all values of n , $\Delta_s \lesssim \text{few} \times 0.1$ (see Table 1), meaning that the self-similar phase should be reached within only a few dynamical times of the ejecta; this is consistent with the numerical solutions in Figures 3 and 4. We expect the self-similar phase to last until the RS shell Δ_r satisfies $\Delta_r \simeq \Delta_s$. With $\Delta_r = \kappa_r \delta$, this gives

$$t_{ss,end} \simeq \frac{R_i}{V_{ej}} \left(\frac{\Delta_s}{\kappa_r}\right)^{\frac{2}{m-n}} \left(\frac{\rho_{ej}}{\rho_a}\right)^{\frac{1}{m-n}}. \quad (28)$$

The scaling with the ejecta and ambient density is expected on simple arguments related to the ejecta

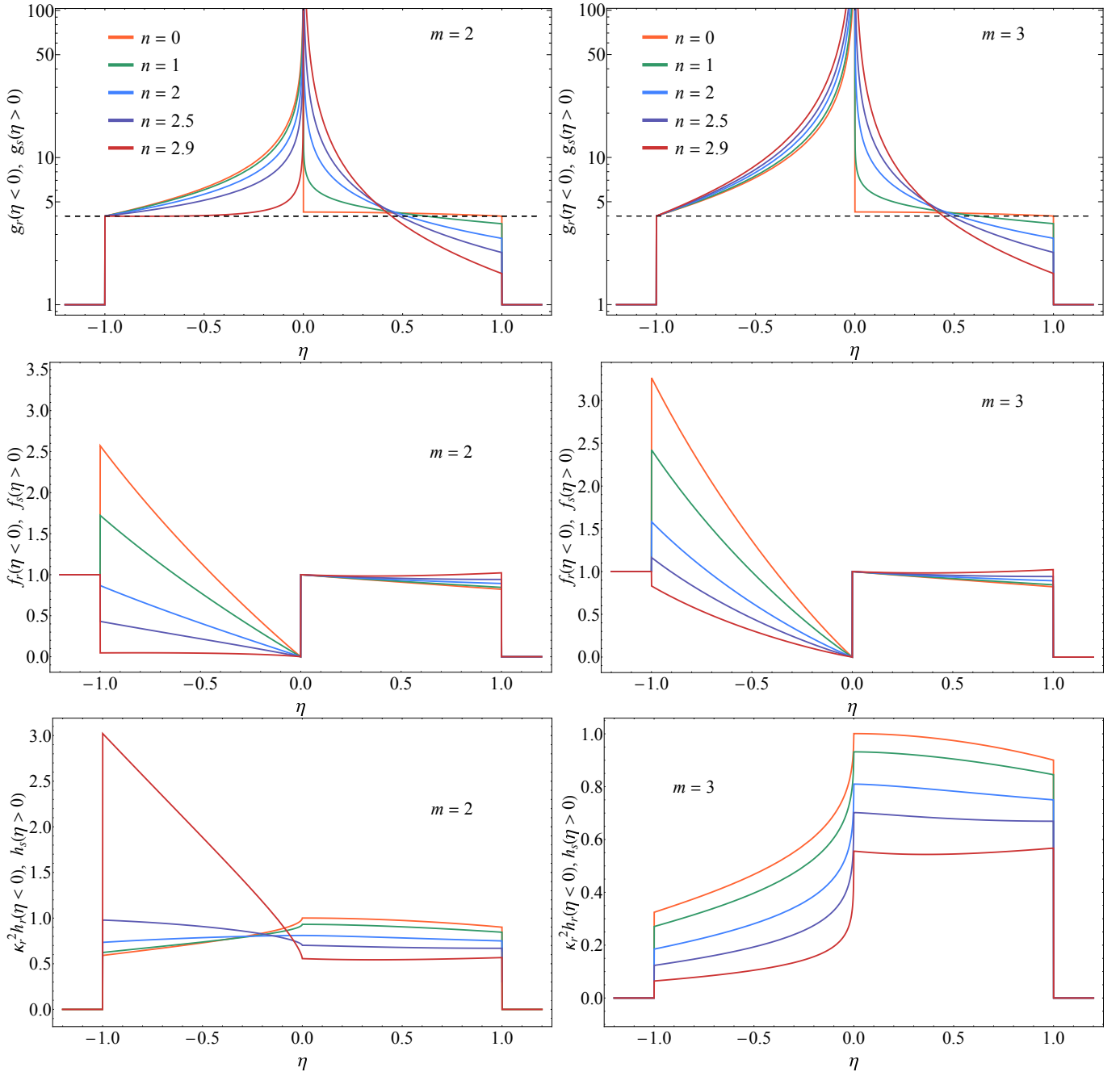


Figure 1. The self-similar density (top), velocity (middle), and pressure (bottom) for a wind-driven explosion ($m = 2$, left) and that driven by homologous ejecta ($m = 3$, right) for the values of the ambient density power-law index n shown in the legend. In all cases we set $\gamma = 5/3$.

vs. swept up mass, but since $\Delta_s/\kappa_r \gtrsim \text{few}$, this timescale can be considerably longer for relatively steep ambient density profiles.

We expect the FS self-similar solutions to be valid provided that the FS does not accelerate. There are second-type self-similar and accelerating solutions described in Waxman & Shvarts (1993) for $n \geq n_{\text{acc}}$, where $n_{\text{acc}} \simeq 3.25$ for $\gamma = 5/3$ and $n_{\text{acc}} \simeq 3.12$ for $\gamma = 4/3$. The RS solutions exist when $n < 3$; as $n \rightarrow 3$ the RS

shell thickness goes to zero and the velocity is continuous to the CD. For $3 \leq n \leq n_{\text{acc}}$, we expect the type-III solutions given in Gruzinov (2003) to describe the flow.

4.2. Stability

For $m < n$, the influence of the RS on the FS is decaying with time, meaning that the FS solution asymptotically approaches the self-similar solution. The rate at which it does so is proportional to $t^{(m-n)/2}$, provided

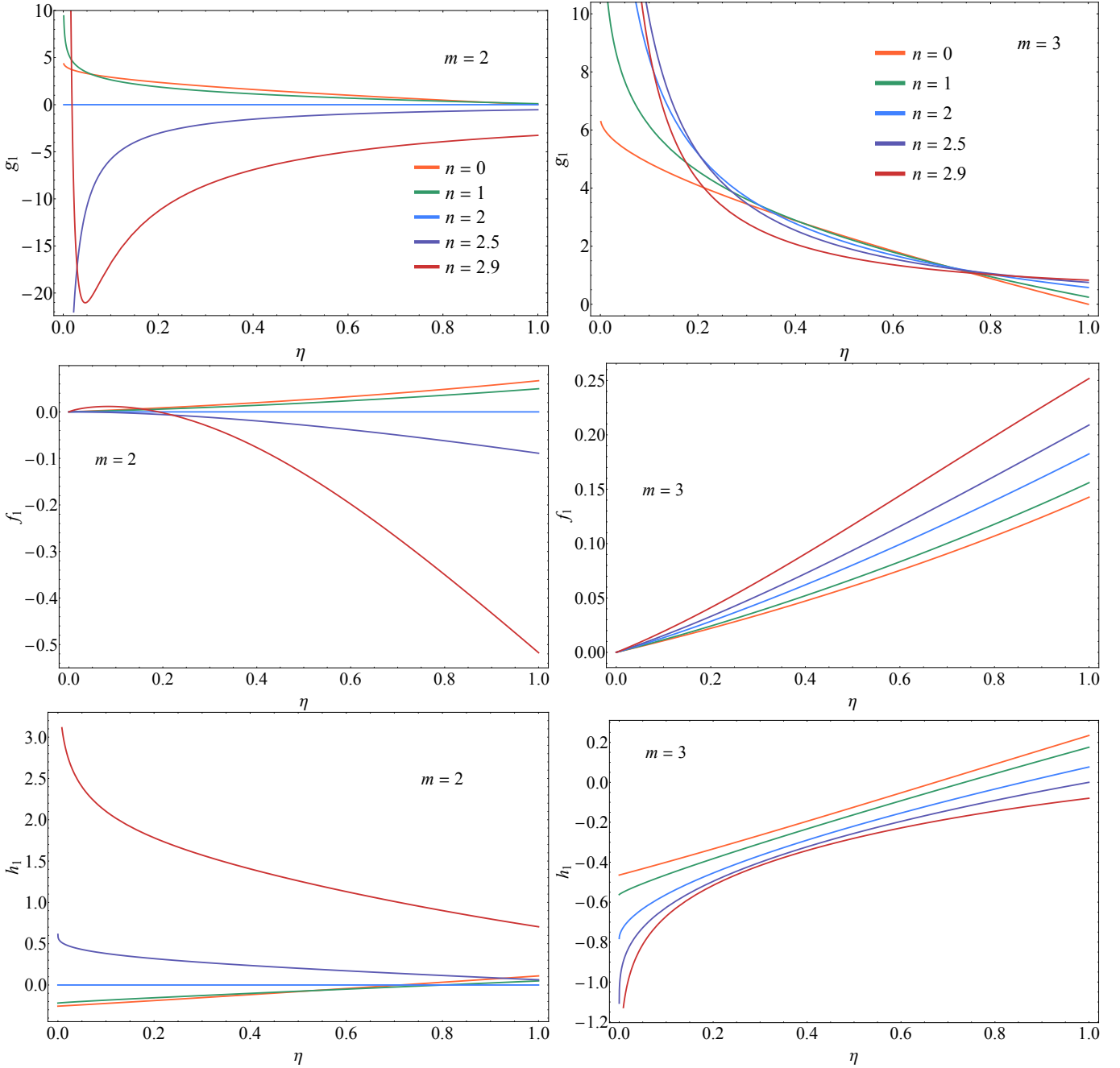


Figure 2. Analogous to Figure 1, but here we are plotting the corrections to the FS density g_1 , velocity f_1 , and pressure h_1 .

that other perturbations affecting the solution are both stable and decay at a faster rate than $t^{(m-n)/2}$. These additional perturbations are characterized by an eigenvalue that controls the rate at which they decay (for stable solutions) or grow (for unstable solutions), and exist even in the limit that $\rho_a/\rho_{ej} \rightarrow 0$ and denote, e.g., the corrections to the shock propagation that arise from initial conditions. The equations describing the perturbations can be derived in the same way as those that arise from finite- δ , except the contribution from the de-

celeration of the CD is ignored, and the eigenvalue σ is determined by requiring that $f_1(0) = 0$. We have investigated these eigenvalues: all of them are stable and generally smaller than $(m-n)/2$, until the density profile of the ambient medium approaches n_{acc} , at which point the eigenvalue approaches zero. We therefore would expect the solutions in steep density profiles ($n \sim 3$) to be most heavily modified by initial conditions, rather than the RS.

$\{\Delta_s, \kappa_r, \kappa_c, \kappa_s\} \times 10$	$m = 2$	$m = 3$
$n = 0$	$\gamma = 5/3$: {0.957, 0.485, 3.95, 0.335} $\gamma = 4/3$: {0.512, 0.266, 4.01, 0.216}	$\gamma = 5/3$: {0.957, 0.285, 4.10, 0.571} $\gamma = 4/3$: {0.595, 0.156, 4.12, 0.370}
$n = 0.5$	$\gamma = 5/3$: {1.09, 0.575, 4.55, 0.343} $\gamma = 4/3$: {0.595, 0.325, 4.65, 0.229}	$\gamma = 5/3$: {1.09, 0.310, 4.75, 0.660} $\gamma = 4/3$: {0.595, 0.173, 4.81, 0.442}
$n = 1$	$\gamma = 5/3$: {1.27, 0.707, 5.37, 0.331} $\gamma = 4/3$: {0.711, 0.417, 5.53, 0.233}	$\gamma = 5/3$: {1.27, 0.339, 5.67, 0.780} $\gamma = 4/3$: {0.711, 0.195, 5.77, 0.547}
$n = 1.5$	$\gamma = 5/3$: {1.52, 0.920, 6.57, 0.262} $\gamma = 4/3$: {0.884, 0.579, 6.85, 0.198}	$\gamma = 5/3$: {1.52, 0.371, 7.06, 0.952} $\gamma = 4/3$: {0.884, 0.222, 7.23, 0.712}
$n = 2$	$\gamma = 5/3$: {1.90, 1.32, 8.57, 0} $\gamma = 4/3$: {1.17, 0.933, 9.02, 0}	$\gamma = 5/3$: {1.90, 0.403, 9.53, 1.22} $\gamma = 4/3$: {1.17, 0.255, 9.80, 1.00}
$n = 2.5$	$\gamma = 5/3$: {2.56, 2.42, 12.8, -1.19} $\gamma = 4/3$: {1.74, 2.19, 13.4, -1.30}	$\gamma = 5/3$: {2.56, 0.420, 15.8, 1.67} $\gamma = 4/3$: {1.75, 0.285, 16.0, 1.62}
$n = 2.9$	$\gamma = 5/3$: {3.64, 8.41, 28.1, -9.41} $\gamma = 4/3$: {2.99, 17.6, 20.8, -14.6}	$\gamma = 5/3$: {3.64, 0.389, 58.2, 2.40} $\gamma = 4/3$: {2.99, 0.240, 52.9, 3.02}
$n = 3$	$\gamma = 5/3$: {4.11, ...} $\gamma = 4/3$: {3.74, ...}	$\gamma = 5/3$: {4.11, ...} $\gamma = 4/3$: {3.74, ...}

Table 1. Δ_s , κ_r , κ_c , and κ_s for a time-steady wind ($m = 2$, left column) and homologous ejecta ($m = 3$, right column) for various ambient density power-law indices n .

The shocked-ejecta density diverges at the CD for all solutions, seemingly implying that the RS solutions are Rayleigh-Taylor unstable. However, the deceleration of the CD and RS are themselves small in this limit, and if the Rayleigh-Taylor instability is present we expect it to grow as a power-law in R_c , i.e., much more weakly than the exponential growth that accompanies a static interface. We defer a detailed investigation of the stability of the RS solutions to future work.

4.3. Relativistic generalizations

When the fluid becomes relativistic, the finite speed of light typically implies that exact self-similar solutions cannot be found for arbitrary Lorentz factors. This is because of the inherent time dependence contained in V_c/c , and only when the fluid is ultra-relativistic can self-similar solutions be found (Blandford & McKee 1976; Best & Sari 2000; but see Coughlin 2019). However, this is not the case if both the shock speed and the shell thickness are constant, as the Lorentz factor is still purely a function of the self-similar variable if we adopt the same parameterization as in Section 3.1. There are thus self-similar solutions for the FS and FS shell during the coasting phase for arbitrary shock speeds, spanning the non-, mildly, and ultra-relativistic regimes.

There are also analogous and relativistic solutions for the RS, but only if the condition $\Gamma_c^2 \Delta_r \lesssim 1$ is satisfied, where $\Gamma_c = (1 - V_c^2/c^2)^{-1/2}$. This condition effectively states that the “natural” shell thickness recognized by Blandford & McKee (1976), R_c/Γ_c^2 , must be larger than $R_c \Delta_r$ for the system to be primarily determined by Δ_r . As for the Newtonian solutions, the FS ultra-relativistic

generalizations are contained within the BMK space and are obtained trivially by setting $d\Gamma_c/dt = 0$ in their self-similar equations. The RS solutions, however, are not, and are in fact dominated by the rest-mass inertia of the fluid to maintain pressure balance across the CD (see Equation 15). We analyze the relativistic generalizations in future work.

4.4. Exact and higher-order solutions

The self-similar solutions described here are accurate to first order in the reverse-shock shell thickness Δ_r . In general, the time-dependent nature of the shell thickness implies that exact solutions that hold for arbitrarily late times are not possible. The exception to this is if $m = n = 2$, in which case Δ_r is a constant, and one does not need to maintain only leading-order terms in Δ_r in the fluid equations and maintain the self-similar approximation (this is also why, in Table 1, the corrections to the FS are zero for $m = n = 2$). While these solutions are interesting from an academic standpoint, the requirement of a very specific ambient power-law index makes them less practical (although a wind being driven into a wind-fed medium seems a likely astrophysical scenario), and we do not analyze them further here.

It is also possible to extend the solutions presented here to higher-order in the shell thickness δ simply by adding more terms to the various functions, e.g., let $f_r \rightarrow f_r + \delta f_1$ in Equation (15). Presumably the resulting expressions would possess a finite radius of convergence in δ , which would signify the transition to the Sedov-Taylor, Weaver et al., or Chevalier self-similar solution as a function of m and n (and γ), analogous to

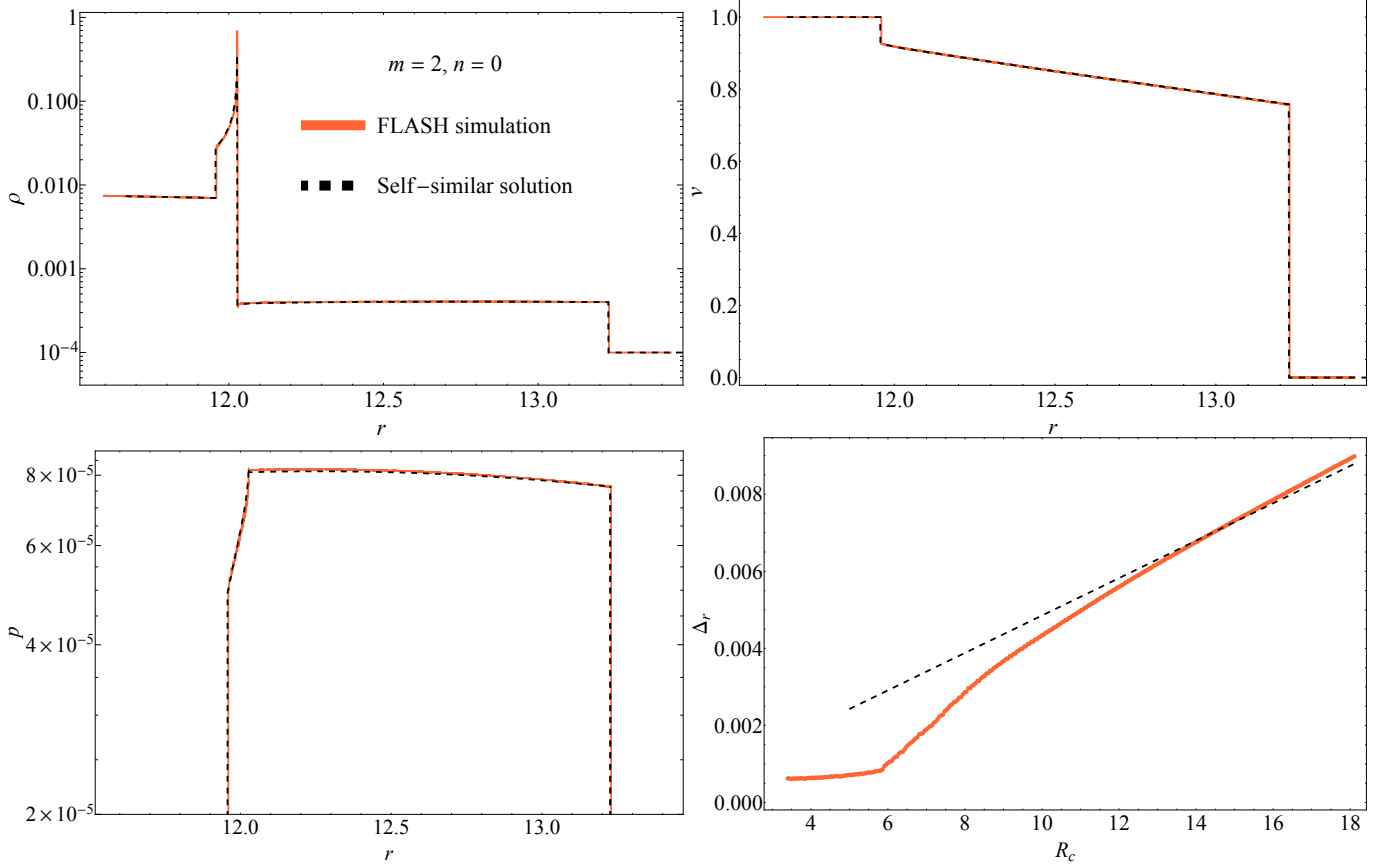


Figure 3. The density (top-left), velocity (top-right), and pressure (bottom-left) profiles for a wind-driven explosion ($m = 2$, left) in a constant-density ($n = 0$) ambient medium and $\gamma = 5/3$. The black-dashed curves give the predictions from the self-similar solution, while the orange curves are from a FLASH hydrodynamical simulation. The bottom-right panel shows the RS-shell width, Δ_r , as a function of the radius of the CD, both from FLASH (orange) and as predicted by the self-similar solution (black-dashed).

the results presented in [Paradiso et al. \(2024\)](#) for the case of a shock stalling in a gravitational field.

4.5. Time-explicit representations and examples

The self-similar solutions are written in terms of the CD radius R_c , as this is the most obvious parameter to use, it makes the self-similar variable η manifestly range from -1 to 1, and it yields simple boundary conditions at the RS, FS, and CD. Nonetheless, from an observational standpoint it is more useful to write the expressions for the FS and RS explicitly in terms of time, which is straightforward because R_c is, to leading self-consistent order in δ ,

$$R_c = V_{ej}t \left(1 - \kappa_c \sqrt{\frac{\rho_a}{\rho_{ej}}} \left(\frac{V_{ej}t}{R_i} \right)^{\frac{m-n}{2}} \right). \quad (29)$$

Here we again explicitly re-introduced the scale radius R_i that characterizes the density profile of the ambient medium, i.e., the ambient density is $\rho_a (r/R_i)^{-n}$. Then

the FS and RS radii are

$$\begin{aligned} R_r &= V_{ej}t \left(1 - (\kappa_c + \kappa_r) \sqrt{\frac{\rho_a}{\rho_{ej}}} \left(\frac{V_{ej}t}{R_i} \right)^{\frac{m-n}{2}} \right), \\ R_s &= V_{ej}t \\ &\times \left(1 + \Delta_s + (\kappa_s - \kappa_c - \Delta_s \kappa_c) \sqrt{\frac{\rho_a}{\rho_{ej}}} \left(\frac{V_{ej}t}{R_i} \right)^{\frac{m-n}{2}} \right). \end{aligned} \quad (30)$$

As an example of the application and implications of these solutions, many TDEs have recently been found to exhibit late-time radio emission ([Horesh et al. 2021](#); [Cendes et al. 2024](#)), which can be plausibly attributed to winds and outflows launched from the TDE and interacting with the circumnuclear medium (e.g., [Matsumoto & Piran 2021](#); [Hayasaki & Yamazaki 2023](#); [Matsumoto & Piran 2024](#)). If the mass outflow rate is even 1% of the mass supply rate to the SMBH and the wind is launched at $\sim 0.1c$ from tens of gravitational radii, the outflow density should be far in excess of the CNM density, i.e., $\rho_{ej} \gg \rho_a$. With an ambient density profile as steep as

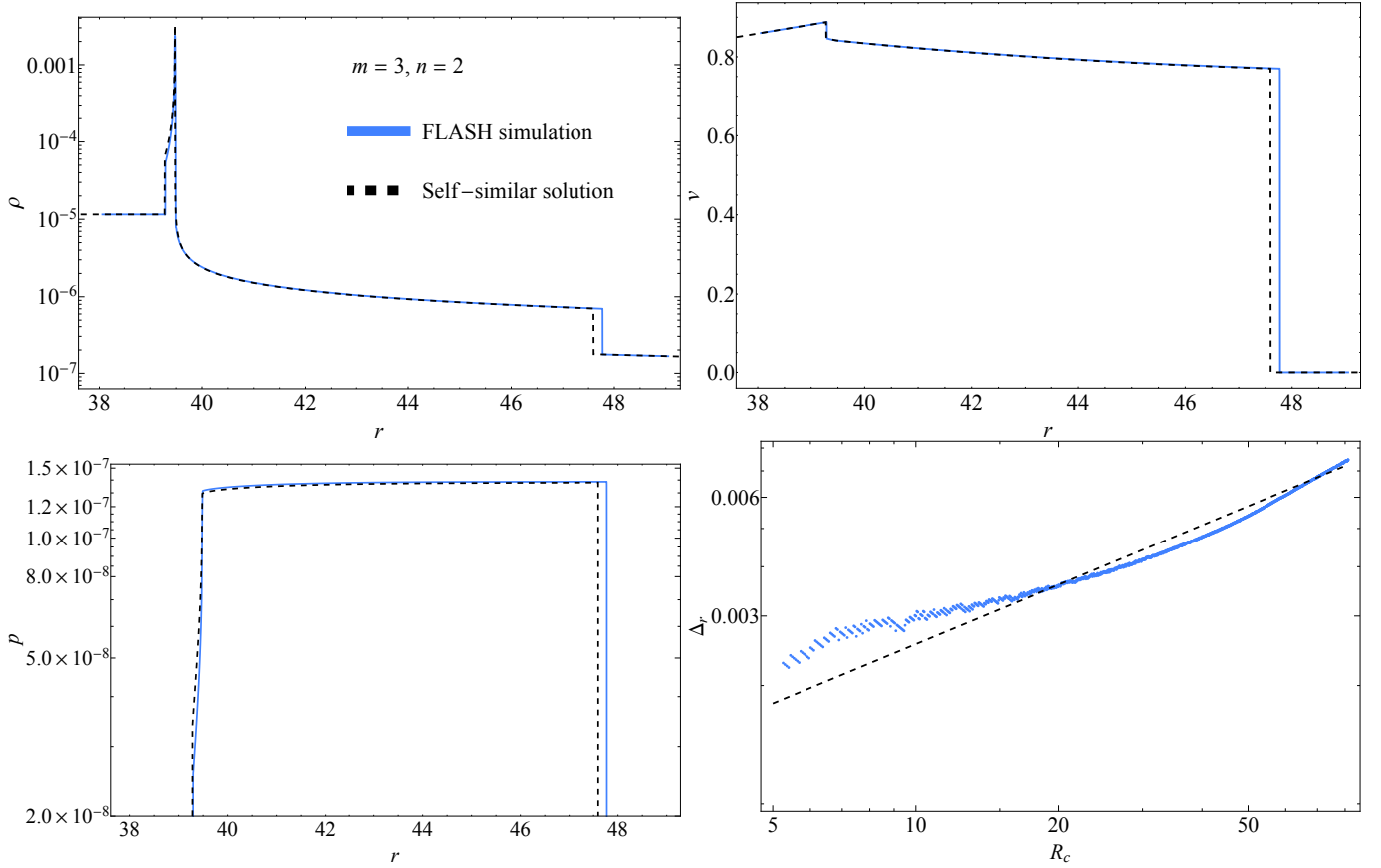


Figure 4. Same as Figure 3 but for homologously expanding ejecta ($m = 3$) impacting a wind-like medium ($n = 2$).

$\propto r^{-2.5}$ (Alexander et al. 2020), the RS shell thickness decreases with time (assuming the velocity profile of the ejecta is $\sim \text{const.}$) as $\Delta_r \propto t^{-1/4}$, while the FS shell thickness would be $\simeq 0.25$ (assuming $\gamma = 5/3$, or ~ 0.17 for $\gamma = 4/3$; see Table 1). As described by Matsumoto & Piran (2024), the density of the CNM could flatten considerably (with $n \simeq 0$) near the sphere of influence of the SMBH, implying that at this point the RS shell thickness would grow approximately linearly with time.

As another example, the fast blue optical transient (FBOT; Drout et al. 2014) CSS-161010 (Coppejans et al. 2020) was interpreted as a “dirty fireball,” i.e., a high-mass and baryon-rich explosion powering a blastwave through a dense circumstellar medium. Because of the large ejecta density, it is possible that the system was – even hundreds of days post-explosion – still in the phase described here. If the ambient medium was wind-fed ($n = 2$) and the ejecta was homologously expanding ($m = 3$), we would expect the CD (where most of the mass is contained) to evolve with time as

$$R_c = V_{ej}t \left(1 - 0.953 \sqrt{\frac{\rho_a}{\rho_{ej}}} \left(\frac{V_{ej}t}{R_i} \right)^{1/2} \right). \quad (31)$$

These solutions should also be applicable to other FBOTs, including AT2018cow (Margutti et al. 2019; Perley et al. 2019) and ZTF18abvkwla (Ho et al. 2020).

5. SUMMARY

We analyzed new self-similar solutions to the interaction phase of both wind-driven and homologously expanding ejecta-driven explosions, for which the forward shock, reverse shock, and contact discontinuity propagate at distinct temporal rates (see Equation 30 and Table 1). While these solutions are most applicable when the density of the ejecta is larger than that of the ambient medium, we expect them to provide reasonable estimates of the blastwave evolution until the Sedov-Taylor stage is reached or, if the ejecta has a steep power-law density profile, the Chevalier 1982 stage where all three discontinuities propagate with the same power-law dependence. These solutions therefore interpolate between the coasting and energy-conserving phases of strong explosions and apply to a wide range of astrophysical phenomena (see those described in Section 1 and 4.5).

I acknowledge support from NASA through the Astrophysics Theory Program, grant 80NSSC24K0897.

APPENDIX

A. EQUATIONS FOR THE CORRECTIONS TO THE FORWARD SHOCK

The equations describing the corrections to the FS that arise from finite values of δ can be derived by letting $f_s(\eta) \rightarrow f_s(\eta) + \delta f_1(\eta)$ etc. in Equation (3), inserting the result into the fluid equations, and keeping first-order terms in δ . The result is

$$\Delta_s \frac{m-n}{2} \frac{g_1}{g_s} - n\kappa_s + (f_s - 1 - \Delta_s \eta) \frac{d}{d\eta} \left[\frac{g_1}{g_s} \right] + \left(f_1 - \left(1 + \frac{m-n}{2} \right) \kappa_s \eta \right) \frac{d}{d\eta} \ln g_s + \frac{df_1}{d\eta} + \frac{2\Delta_s}{1 + \Delta_s \eta} f_1 + \frac{2\kappa_s}{(1 + \Delta_s \eta)^2} f_s = 0, \quad (\text{A1})$$

$$\Delta_s \frac{m-n}{2} \left(f_1 - \kappa_c \left(1 + \frac{m-n}{2} \right) \right) + (f_s - 1 - \Delta_s \eta) \frac{df_1}{d\eta} + \left(f_1 - \left(1 + \frac{m-n}{2} \right) \kappa_s \eta \right) \frac{df_s}{d\eta} + \frac{1}{g_s} \frac{dh_1}{d\eta} - \frac{g_1}{g_s^2} \frac{dh_s}{d\eta} = 0, \quad (\text{A2})$$

$$\Delta_s \frac{m-n}{2} \left(\frac{h_1}{h_s} - \frac{\gamma g_1}{g_s} - 2\kappa_c \left(1 + \frac{m-n}{2} \right) \right) + n(\gamma - 1) \kappa_s + (f_s - 1 - \Delta_s \eta) \frac{d}{d\eta} \left[\frac{h_1}{h_s} - \frac{\gamma g_1}{g_s} \right] + \left(f_1 - \left(1 + \frac{m-n}{2} \right) \kappa_s \eta \right) \frac{d}{d\eta} \ln \left(\frac{h_s}{g_s^\gamma} \right) = 0. \quad (\text{A3})$$

These are solved alongside the boundary conditions (25) – (26).

REFERENCES

- Abaroa, L., Romero, G. E., & Sotomayor, P. 2023, *A&A*, 671, A9, doi: [10.1051/0004-6361/202245285](https://doi.org/10.1051/0004-6361/202245285)
- Alexander, K. D., Berger, E., Guillochon, J., Zauderer, B. A., & Williams, P. K. G. 2016, *ApJL*, 819, L25, doi: [10.3847/2041-8205/819/2/L25](https://doi.org/10.3847/2041-8205/819/2/L25)
- Alexander, K. D., van Velzen, S., Horesh, A., & Zauderer, B. A. 2020, *SSRv*, 216, 81, doi: [10.1007/s11214-020-00702-w](https://doi.org/10.1007/s11214-020-00702-w)
- Andrews, J. E., & Smith, N. 2018, *MNRAS*, 477, 74, doi: [10.1093/mnras/sty584](https://doi.org/10.1093/mnras/sty584)
- Arcavi, I., Howell, D. A., Kasen, D., et al. 2017, *Nature*, 551, 210, doi: [10.1038/nature24030](https://doi.org/10.1038/nature24030)
- Begelman, M. C., Blandford, R. D., & Rees, M. J. 1984, *Reviews of Modern Physics*, 56, 255, doi: [10.1103/RevModPhys.56.255](https://doi.org/10.1103/RevModPhys.56.255)
- Begelman, M. C., & Cioffi, D. F. 1989, *ApJL*, 345, L21, doi: [10.1086/185542](https://doi.org/10.1086/185542)
- Best, P., & Sari, R. 2000, *Physics of Fluids*, 12, 3029, doi: [10.1063/1.1285921](https://doi.org/10.1063/1.1285921)
- Blandford, R. D., & McKee, C. F. 1976, *Physics of Fluids*, 19, 1130, doi: [10.1063/1.861619](https://doi.org/10.1063/1.861619)
- Castor, J., McCray, R., & Weaver, R. 1975, *ApJL*, 200, L107, doi: [10.1086/181908](https://doi.org/10.1086/181908)
- Cendes, Y., Berger, E., Alexander, K. D., et al. 2024, *ApJ*, 971, 185, doi: [10.3847/1538-4357/ad5541](https://doi.org/10.3847/1538-4357/ad5541)
- Chevalier, R. A. 1982, *ApJ*, 258, 790, doi: [10.1086/160126](https://doi.org/10.1086/160126)
- . 1988, *Nature*, 332, 514, doi: [10.1038/332514a0](https://doi.org/10.1038/332514a0)
- Chevalier, R. A., & Fransson, C. 1994, *ApJ*, 420, 268, doi: [10.1086/173557](https://doi.org/10.1086/173557)
- Coppejans, D. L., Margutti, R., Terreran, G., et al. 2020, *ApJL*, 895, L23, doi: [10.3847/2041-8213/ab8cc7](https://doi.org/10.3847/2041-8213/ab8cc7)
- Coughlin, E. R. 2019, *ApJ*, 880, 108, doi: [10.3847/1538-4357/ab29e6](https://doi.org/10.3847/1538-4357/ab29e6)
- Coughlin, E. R., & Zrake, J. 2022, *ApJ*, 927, 148, doi: [10.3847/1538-4357/ac4033](https://doi.org/10.3847/1538-4357/ac4033)
- Dong, S., Shappee, B. J., Prieto, J. L., et al. 2016, *Science*, 351, 257, doi: [10.1126/science.aac9613](https://doi.org/10.1126/science.aac9613)
- Drout, M. R., Chornock, R., Soderberg, A. M., et al. 2014, *ApJ*, 794, 23, doi: [10.1088/0004-637X/794/1/23](https://doi.org/10.1088/0004-637X/794/1/23)
- Fryxell, B., Olson, K., Ricker, P., et al. 2000, *ApJS*, 131, 273, doi: [10.1086/317361](https://doi.org/10.1086/317361)
- Gezari, S. 2021, *ARA&A*, 59, 21, doi: [10.1146/annurev-astro-111720-030029](https://doi.org/10.1146/annurev-astro-111720-030029)
- Gruzinov, A. 2003, arXiv e-prints, astro, doi: [10.48550/arXiv.astro-ph/0303242](https://doi.org/10.48550/arXiv.astro-ph/0303242)
- Hayasaki, K., & Yamazaki, R. 2023, *ApJ*, 954, 5, doi: [10.3847/1538-4357/ace35a](https://doi.org/10.3847/1538-4357/ace35a)

- Hillebrandt, W., & Niemeyer, J. C. 2000, *ARA&A*, 38, 191, doi: [10.1146/annurev.astro.38.1.191](https://doi.org/10.1146/annurev.astro.38.1.191)
- Ho, A. Y. Q., Perley, D. A., Kulkarni, S. R., et al. 2020, *ApJ*, 895, 49, doi: [10.3847/1538-4357/ab8bcf](https://doi.org/10.3847/1538-4357/ab8bcf)
- Holzer, T. E., & Axford, W. I. 1970, *ARA&A*, 8, 31, doi: [10.1146/annurev.aa.08.090170.000335](https://doi.org/10.1146/annurev.aa.08.090170.000335)
- Horesh, A., Cenko, S. B., & Arcavi, I. 2021, *Nature Astronomy*, 5, 491, doi: [10.1038/s41550-021-01300-8](https://doi.org/10.1038/s41550-021-01300-8)
- Khatami, D., & Kasen, D. 2023, arXiv e-prints, arXiv:2304.03360, doi: [10.48550/arXiv.2304.03360](https://doi.org/10.48550/arXiv.2304.03360)
- Kumar, P., & Zhang, B. 2015, *PhR*, 561, 1, doi: [10.1016/j.physrep.2014.09.008](https://doi.org/10.1016/j.physrep.2014.09.008)
- Kushnir, D., & Waxman, E. 2010, *ApJ*, 723, 10, doi: [10.1088/0004-637X/723/1/10](https://doi.org/10.1088/0004-637X/723/1/10)
- Margutti, R., Metzger, B. D., Chornock, R., et al. 2019, *ApJ*, 872, 18, doi: [10.3847/1538-4357/aafa01](https://doi.org/10.3847/1538-4357/aafa01)
- Matsumoto, T., & Piran, T. 2021, *MNRAS*, 507, 4196, doi: [10.1093/mnras/stab2418](https://doi.org/10.1093/mnras/stab2418)
- . 2024, *ApJ*, 971, 49, doi: [10.3847/1538-4357/ad58ba](https://doi.org/10.3847/1538-4357/ad58ba)
- Mészáros, P., & Rees, M. J. 1997, *ApJ*, 476, 232, doi: [10.1086/303625](https://doi.org/10.1086/303625)
- Ostriker, J. P., & McKee, C. F. 1988, *Reviews of Modern Physics*, 60, 1, doi: [10.1103/RevModPhys.60.1](https://doi.org/10.1103/RevModPhys.60.1)
- Paradiso, D. A., Coughlin, E. R., Zrake, J., & Pasham, D. R. 2024, *ApJ*, 961, 158, doi: [10.3847/1538-4357/ad11f4](https://doi.org/10.3847/1538-4357/ad11f4)
- Perley, D. A., Mazzali, P. A., Yan, L., et al. 2019, *MNRAS*, 484, 1031, doi: [10.1093/mnras/sty3420](https://doi.org/10.1093/mnras/sty3420)
- Rees, M. J. 1988, *Nature*, 333, 523, doi: [10.1038/333523a0](https://doi.org/10.1038/333523a0)
- Rees, M. J., & Meszaros, P. 1992, *MNRAS*, 258, 41, doi: [10.1093/mnras/258.1.41P](https://doi.org/10.1093/mnras/258.1.41P)
- Sari, R., Piran, T., & Narayan, R. 1998, *ApJL*, 497, L17, doi: [10.1086/311269](https://doi.org/10.1086/311269)
- Sedov, L. I. 1959, *Similarity and Dimensional Methods in Mechanics* (New York: Academic Press)
- Sollerman, J., Yang, S., Perley, D., et al. 2022, *A&A*, 657, A64, doi: [10.1051/0004-6361/202142049](https://doi.org/10.1051/0004-6361/202142049)
- Sollerman, J., Fransson, C., Barbarino, C., et al. 2020, *A&A*, 643, A79, doi: [10.1051/0004-6361/202038960](https://doi.org/10.1051/0004-6361/202038960)
- Stevens, I. R., Blondin, J. M., & Pollock, A. M. T. 1992, *ApJ*, 386, 265, doi: [10.1086/171013](https://doi.org/10.1086/171013)
- Taylor, G. 1950, *Proceedings of the Royal Society of London Series A*, 201, 159, doi: [10.1098/rspa.1950.0049](https://doi.org/10.1098/rspa.1950.0049)
- Thompson, T. A., & Heckman, T. M. 2024, arXiv e-prints, arXiv:2406.08561, doi: [10.48550/arXiv.2406.08561](https://doi.org/10.48550/arXiv.2406.08561)
- Waxman, E., & Shvarts, D. 1993, *Physics of Fluids A*, 5, 1035, doi: [10.1063/1.858668](https://doi.org/10.1063/1.858668)
- Weaver, R., McCray, R., Castor, J., Shapiro, P., & Moore, R. 1977, *ApJ*, 218, 377, doi: [10.1086/155692](https://doi.org/10.1086/155692)
- Woolsey, S. E., Heger, A., & Weaver, T. A. 2002, *Reviews of Modern Physics*, 74, 1015, doi: [10.1103/RevModPhys.74.1015](https://doi.org/10.1103/RevModPhys.74.1015)
- Zel'dovich, Y. B., & Raizer, Y. P. 1967, *Physics of shock waves and high-temperature hydrodynamic phenomena*