

Chapter 1

A global optimum-informed greedy algorithm for A-optimal experimental design

Christian Aarset

Abstract Optimal experimental design (OED) concerns itself with identifying ideal methods of data collection, e.g. via sensor placement. The *greedy algorithm*, that is, placing one sensor at a time, in an iteratively optimal manner, stands as an extremely robust and easily executed algorithm for this purpose. However, it is a priori unclear whether this algorithm leads to sub-optimal regimes. Taking advantage of the author’s recent work on non-smooth convex optimality criteria for OED, we here present a framework for rejection of sub-optimal greedy indices, and study the numerical benefits this offers.

Key words: optimal experimental design, inverse source problem, non-smooth convex optimality criteria, greedy algorithm, A-optimality, finite elements
MSC2020: 62K05, 62F15, 35R30, 65K10.

1.1 Introduction

Optimal experimental design (OED) can be seen as the field of identifying *designs* w allowing for the best reconstruction of unknown parameters $x \in X$ in some ambient space X , given that x can only be measured indirectly by some w -dependent forward map F_w , i.e. one only has access the noisy, design-dependent data g_w given by

$$g_w = F_w f + \varepsilon, \quad \varepsilon \sim \mathcal{N}(0, \sigma^2 I), \quad \sigma > 0 \quad (1.1)$$

in the case of Gaussian white noise. A typical example of the effect of the design on the experiment is the situation where $F_w = M_w F$, where $F : X \rightarrow \mathbb{R}^m$ and $m \in \mathbb{N}$ are fixed – ubiquitously, F is a composition of a finite observation operator and a partial differential equation (PDE) solution operator [2] – and $M_w \in \mathbb{R}^{m \times m}$ is the diagonal

University of Göttingen - Institute for Numerical and Applied Mathematics, Lotzestr. 16-18, D-37083 Göttingen, Germany

matrix with $w \in \mathbb{R}^m$ on the diagonal. Imposing $w \in \{0, 1\}^m$, the design w acts as a mask on the data, representing *sensor placement* – the quantity m being the number of candidate locations where the experimenter might elect to place a sensor¹, while each index $k \in \mathbb{N}$, $k \leq m$ corresponds to the experimenter’s choice of either making a measurement of Ff in the k -th candidate location, in which case $w_k := 1$, or not to make it, in which case $w_k := 0$.

If, due to e.g. budget or power constraints, one can place only $m_0 < m$ sensors, then this leads to the *sensor placement problem* – identifying the best selection of m_0 out of m candidate locations to use. In order to determine one design w as better than another, one fixes as objective a design criterion $J : \mathbb{R}^m \rightarrow \mathbb{R}$, mapping designs w to a measure $J(w)$ of the quality of the reconstruction of f . A number of such design criteria exist, including but not limited to A-optimality, D-optimality and expected information gain; [2, 5] offer comprehensive overviews. In this article, we will solely concern ourselves with A-optimality, as detailed in the next section.

Various methods have been proposed towards solving the sensor placement problem for infinite-dimensional inverse problems governed by PDEs, also by the author [1]. In the present article, we will focus on arguably the most elementary algorithm; namely, the *greedy* algorithm². Its advantage is its simplicity, requiring only approximately $mm_0 - m_0^2/2$ evaluations of the objective J . However, it can easily enter sub-optimal regimes. The main contribution of this article will be demonstrating how the optimality criteria developed in [1] can be used to adaptively correct the output of the greedy algorithm.

1.2 A-optimal designs

We here briefly introduce the A-optimal criterion; for further details, we refer to [9]. In the Bayesian setting, the linear inverse problem (1.1) given prior distribution $f \sim \mathcal{N}(\mathbf{m}_{\text{prior}}, \mathcal{E}_{\text{prior}})$ has explicit, design-dependent posterior distribution

$$\begin{aligned} f \mid g_w &\sim \mathcal{N}(\mathbf{m}_{\text{post}}, \mathcal{E}_{\text{post}}), \\ \mathbf{m}_{\text{post}}(w) &:= \mathbf{m}_{\text{prior}} + \mathcal{E}_{\text{post}} F_w^* \Sigma^{-1} (g_w - F_w \mathbf{m}_{\text{prior}}), \\ \mathcal{E}_{\text{post}}(w) &:= \left(F_w^* \Sigma^{-1} F + \mathcal{E}_{\text{prior}}^{-1} \right)^{-1}, \end{aligned} \quad (1.2)$$

see [8]. The A-optimal objective $J : \mathbb{R}^m \rightarrow \mathbb{R}$ is given as $J(w) := \text{tr}(\mathcal{E}_{\text{post}}(w))$, which by Mercer’s theorem can be seen as proportional to the pointwise variance in the reconstruction, which an A-optimal design w^* thus minimises.

¹ [1] details the situation where each entry of $F_w f$ is a vector of measurements, e.g. each sensor observing at multiple time points or observing multiple frequencies.

² Various interesting adaptations of the greedy algorithm have been proposed, e.g. [10].

1.3 Optimality for sensor placement

Given the above, one can cast the problem of finding the A-optimal design $w^\#$ using exactly m_0 sensors as the constrained optimisation problem of determining

$$w^\# \in \underset{w \in K_0}{\operatorname{argmin}} J(w), \quad K_0 := \{w \in \{0, 1\}^m \mid \|w\|_0 \leq m_0\} \quad (1.3)$$

with the zero-“norm” $\|w\|_0 := \#\{k \in \mathbb{N} \mid k \leq m, w_k \neq 0\}$. Since this is a binary, non-convex optimisation problem, it is difficult to treat exactly. As in [1], we will instead consider the so-called 1-relaxed problem of finding the *global optimal design*

$$w^* \in \underset{w \in K_1}{\operatorname{argmin}} J(w), \quad K_1 := \{w \in \mathbb{R}^m \mid 0 \leq w \leq 1, \sum_{k=1}^m w_k \leq m_0\}, \quad (1.4)$$

which, as argued in [1], is a convex optimisation problem and thus is generally solvable. While w^* will typically be non-binary, with multiple indices taking values between 0 and 1, it serves as a lower bound on the A-optimality of the binary optimal design $w^\#$, in the sense that $J(w^*) \leq J(w^\#)$, since necessarily $w^\# \in K_0 \subseteq K_1$. Moreover, a key contribution of [1] was employing first-order optimality criteria for convex constrained problems to show that the non-binary global optimum w^* *does*, in fact, contain a surprising number of indices exactly equal to 0 or 1.

Theorem 1 ([1, Thm. 2]) *Given $m_0 \leq m$ and $w \in K_1$, assume (reordering if necessary) that the indices k of w are ordered so that*

$$\nabla J(w)_1 \leq \nabla J(w)_2 \leq \dots \leq \nabla J(w)_m.$$

Then $w = w^$ if and only if $w_k = 1$ for all k satisfying $\nabla J(w)_k < \nabla J(w)_{m_0+1}$, $w_k = 0$ for all k satisfying $\nabla J(w)_k > \nabla J(w)_{m_0}$ and $\sum_{k=1}^m w_k = m_0$.*

Theorem 1 is remarkable, in that it provides a convex constrained optimality criterion that can be verified explicitly via access to the gradient of the objective functional. Moreover, [1] demonstrates that the generic situation for w^* is that a small number (possibly zero) of *dominant* indices k satisfy $w_k^* = 1$ exactly, a large number of *redundant* indices k satisfy $w_k^* = 0$ exactly, and remaining indices k satisfy $J(w^*)_k = J(w^*)_{m_0}$ exactly, with no statement on the value of $w_k \in [0, 1]$. A strength of this formulation is that it is not sensitive to numerical error, as the ordering of the gradient can be used to clearly distinguish whether $w_k^* = 0$ or $w_k^* = 1$, as opposed to only numerically approximating these values. This means w^* can be numerically found by standard algorithms, such as `scipy.optimize.minimize` [7], with minimal concern for numerical error. [1] moreover lays out how the evaluation, gradient and Hessian of J can be computed extremely cheaply for the A-optimal objective, requiring no PDE solves or trace estimation.

1.4 Greedy algorithms

Given a number m of candidate locations, the greedy algorithm approximates the optimal binary design $w^\#$ for *each* $m_0 < m$ iteratively, by first testing the objective value $J(w)$ for every configuration using exactly one sensor, then repeating, each time adding the single sensor that improves the previously found design the most. Explicitly, this leads to Algorithm 1, where $e^k \in \mathbb{R}^m$ denotes the k -th unit vector, $e_l^k = \delta_{k=l}$. For each m_0 , one then approximates $w^\#$ by the output w^{m_0} .

Algorithm 1 Greedy OED

Require: $m_0 := 0, w^0 := 0$
while $m_0 < m$ **do**
 Compute $k' \in \operatorname{argmin}_{k \in I_{m_0}} J(w^{m_0} + e^k)$, where $I_{m_0} := \{k \in \mathbb{N}, k \leq m \mid w_k^{m_0} = 0\}$
 $w^{m_0+1} \leftarrow w^{m_0} + e^{k'}$ and $m_0 \leftarrow m_0 + 1$
end while
return Each approximate binary optimal design w^{m_0}

Algorithm 1 finds each binary approximate optimal design $w^{m_0} \in \{0, 1\}^m$ in a *nested* manner. While this dramatically reduces search complexity compared to a naive full binary search, going from at most $\binom{m}{m_0}$ to scaling at worst quadratically in m_0 , it is not a priori clear whether each w^{m_0} is a good approximation of the optimal binary design $w^\#$, nor is it clear *when* the approximation deteriorates, whether it later improves, or if one permanently enters a sub-optimal regime.

The optimality criterion Theorem 1 contributes two significant improvements to the above situation. Firstly, it allows for comparison between the A-optimal objective $J(w^{m_0})$ and its lower bound $J(w^*)$, giving some indication of the relative quality of w^{m_0} . More pressingly, the presence of *redundant* indices k , i.e. indices such that $w_k^* = 0$ exactly, suggest that the relative contribution of these sensors is negligible. If $w_k^{m_0} = 1$ for a redundant index k , one may thus be tempted to assume that this sensor is contributing to getting “stuck” in a sub-optimal regime. One may then attempt to build a global optimum-informed greedy design $w_*^{m_0}$ by setting redundant indices to 0, then re-applying the greedy algorithm to replace these lost sensors. Put together, this leads to the modified greedy algorithm:

Algorithm 2 Global optimum-informed greedy OED

Require: $m_0 > 0$ small
 Compute w^{m_0} via Algorithm 1, $w_*^{m_0} \leftarrow w^{m_0}$
while $m_0 < m$ **do**
 Compute w^* solving 1.4
 for $1 \leq k \leq m$ **do**
 if $w_k^* = 0$ **then**
 $(w_*^{m_0})_k \leftarrow 0$
 end if
 end for
 Update $w_*^{m_0}$ by Algorithm 1 until it has m_0 non-zero entries, $m_0 \leftarrow m_0 + 1$
end while
return Each global optimum-informed approximate binary optimal design $w_*^{m_0}$

1.5 Numerical experiments

We demonstrate our modified greedy algorithm to a numerical example. To allow for comparison, we re-use the setting of [1]. Explicitly, define $\Omega_0 := B_{0.35}(0)$, $\Omega_1 := B_1(0) \setminus \bigcup_{i=1}^3 S_i$, with three rectangular sound-hard scatterers as depicted in the upcoming Figures. With $m = 334$, the sensor locations $(x_k)_{k=1}^m \in \Omega_1$ represent the intersection of a uniform circular grid with Ω_1 .

Given a source $f \in L^2(\Omega_0)$, let $u_\omega \in H^2(\Omega_1)$ solve the Helmholtz equation with impedance boundary on $\partial B_1(0)$ and wave number ω , see [1, 4]. In each sensor, real and complex pointwise measurements of u_ω are made for seven frequencies $\{\omega_1, \dots, \omega_7\} = \{20, 25, 30, 35, 40, 45, 50\}$. Thus, the parameter-to-observable map $F_w : L^2(\Omega_0) \rightarrow \mathbb{R}^{14m}$ is for each $k \in \mathbb{N}$, $k \leq m$ given as $(Ff)_{k+(0:13)m} := w_k(\text{Re } u_{\omega_1}(x_k), \text{Im } u_{\omega_1}(x_k), \dots, \text{Re } u_{\omega_7}(x_k), \text{Im } u_{\omega_7}(x_k)) \in \mathbb{R}^{14}$. Discretisation is carried out via the NGSolve package [6]. The Helmholtz solutions u_ω on Ω_1 are discretised via a complex second-order FEM space employing $n = 14641$ degrees of freedom; for detailed treatment on FEM discretisation for the Bayesian setting, see [3]. Similarly, the prior covariance $\mathcal{C}_{\text{prior}}$ was densely defined on $L^2(\Omega_0)$ as two-times application of the solution operator mapping the source f to the solution u of the Laplacian with Robin boundary condition, then discretised in the FEM. Measurement noise level σ^2 in (1.1) and (1.2) was chosen proportionally to 1% of the average pointwise variance of $F(f_s)$ over 10^4 samples f_s drawn from the prior distribution $\mathcal{N}(0, \mathcal{C}_{\text{prior}})$; see [3].




Fig. 1.1: Left to right: Globally optimal designs w^* , global optimum-informed greedy designs $w_*^{m_0}$, greedy designs w^{m_0} . Top to bottom: Designs for $m_0 = 12, 24, 36$.

On a 12th Gen Intel(R) Core(TM) i5-12500H (4.50 GHz) processor with 16 cores, Algorithm 1 returned a greedy sequence $(w^{m_0})_{m_0=1}^{36}$ over 100.0 seconds. Meanwhile, foregoing the first five designs to allow the greedy algorithm to enter a sub-optimal domain, Algorithm 2 produced the global optimum-informed sequence $(w_*^{m_0})_{m_0=6}^{36}$ over 701.4 seconds, 629.1 thereof computing the global optima w^* . While significantly slower than Algorithm 1, the increased time yielded an average improvement of 4.2% and a best-case improvement of 22.3% in terms of the A-optimal objectives J compared to the greedy sequence; comparison can be seen in Figure 1.2, showcasing that the global optimum-informed greedy sequence produced a better design for every value of m_0 , and that it is significantly closer to the A-optimal objective value of the (non-binary) global optima w^* . Figure 1.3 showcases posterior means $\mathbf{m}_{\text{post}}(w)$ for $m_0 = 12$ with the global optimum-informed resp. greedy designs, given finite observations $F_w f$ of the source $f(x_1, x_2) := \sum_{i=0}^3 (-1)^i \exp(-800 \|(x_1 - (-1)^{i+\delta_{i \geq 2}} r, x_2 - (-1)^{\delta_{i \leq 1}} r)\|^2)$, $r := 0.35/3$. While both designs lead to good reconstructions, the greedy design had L^2 reconstruction error of approximately $4.69 \cdot 10^{-2}$, while the global optimum-informed design had L^2 error of approximately $4.57 \cdot 10^{-2}$, a roughly 2.7% improvement.

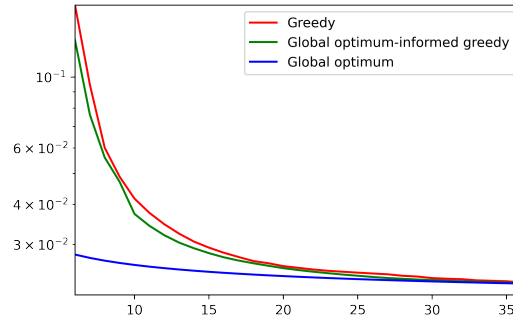


Fig. 1.2: A-optimal objectives J for the standard greedy sequence (red), global optimum-informed greedy sequence (green) and non-binary global optimum sequence (blue).

1.6 Conclusion and outlook

We have demonstrated the power of the optimality criteria Theorem 1 for greedy designs, showcasing how it informs removal of underperforming sensors. Various improvements to Algorithm 2 can be made, as it does not take advantage of *dominant* indices satisfying $w_k^* = 1$, and the current greedy update step often re-introduces *redundant* indices satisfying $w_k^* = 0$. Efficiency-wise, performing the global-informed update step of Algorithm 2 less often might lead to significant speedup.

Acknowledgements Work on this article was done with the support of the DFG’s Grant 432680300 - SFB 1456 (C04). The author moreover expresses gratitude to Thorsten Hohage, University of Göttingen, and to Georg Stadler, Courant Institute of Mathematical Sciences.

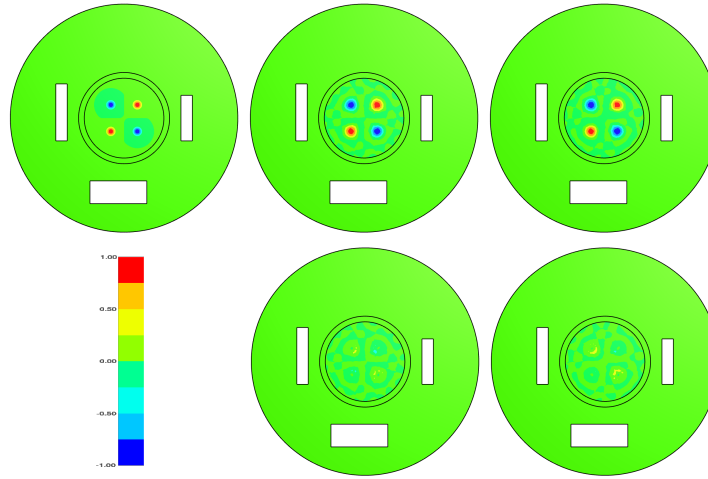


Fig. 1.3: Left: f . Middle column: Posterior mean, reconstruction error (global optimum-informed design, $m_0 = 12$). Right column: Posterior mean, reconstruction error (greedy design, $m_0 = 12$).

References

1. Aarset, C.: Global optimality conditions for sensor placement, with extensions to binary A-optimal experimental designs. arXiv:2410.16590 [math.OC] (2024)
2. Alexanderian, A.: Optimal experimental design for infinite-dimensional Bayesian inverse problems governed by PDEs: a review. *Inverse Problems* **37**(4), p. 043001 (2021)
3. Bui-Thanh, T., Ghattas, O., Martin, J., Stadler, G.: A Computational Framework for Infinite-Dimensional Bayesian Inverse Problems Part I: The Linearized Case, with Application to Global Seismic Inversion. *SIAM Journal on Scientific Computing* **35**(6) (2013)
4. Colton, D., Kress, R.: *Inverse Acoustic and Electromagnetic Scattering Theory*. Springer New York (2013)
5. Pukelsheim, F.: *Optimal Design of Experiments*. SIAM (2006)
6. Schöberl, J.: C++ 11 implementation of finite elements in NGSolve. *Institute for analysis and scientific computing, Vienna University of Technology* **30** (2014)
7. <https://docs.scipy.org/doc/scipy/reference/generated/scipy.optimize.minimize.html#scipy.optimize.minimize>
8. Stuart, A.: *Inverse Problems: A Bayesian perspective*. *Acta Numerica*, pp. 451-559 (2010)
9. Uciński, D.: *Optimal measurement methods for distributed parameter system identification*. *Systems and control series*, CRC Press, Washington, D.C. (2005)
10. Wu, K., Chen, P., Ghattas, O.: A Fast and Scalable Computational Framework for Large-Scale High-Dimensional Bayesian Optimal Experimental Design. *SIAM/ASA Journal on Uncertainty Quantification* **11.1**, pp. 236-261 (2023)