

---

# Rewind-to-Delete: Certified Machine Unlearning for Nonconvex Functions

---

**Siqiao Mu**

Department of Engineering Sciences and Applied Mathematics  
Northwestern University  
Evanston, IL 60208  
siqiaomu2026@u.northwestern.edu

**Diego Klabjan**

Department of Industrial Engineering and Management Sciences  
Northwestern University  
Evanston, IL 60208  
d-klabjan@northwestern.edu

## Abstract

Machine unlearning algorithms aim to efficiently remove data from a model without retraining it from scratch, in order to remove corrupted or outdated data or respect a user’s “right to be forgotten.” Certified machine unlearning is a strong theoretical guarantee based on differential privacy that quantifies the extent to which an algorithm erases data from the model weights. In contrast to existing works in certified unlearning for convex or strongly convex loss functions, or nonconvex objectives with limiting assumptions, we propose the first, first-order, black-box (i.e., can be applied to models pretrained with vanilla gradient descent) algorithm for unlearning on general nonconvex loss functions, which unlearns by “rewinding” to an earlier step during the learning process before performing gradient descent on the loss function of the retained data points. We prove  $(\epsilon, \delta)$  certified unlearning and performance guarantees that establish the privacy-utility-complexity tradeoff of our algorithm, and we prove generalization guarantees for functions that satisfy the Polyak-Lojasiewicz inequality. Finally, we demonstrate the superior performance of our algorithm compared to existing methods, within a new experimental framework that more accurately reflects unlearning user data in practice.

## 1 Introduction

Machine unlearning, or data deletion from models, refers to the problem of removing the influence of some data from a trained model without the computational expenses of completely retraining it from scratch [5]. This research direction has become highly relevant in the last few years, due to increasing concern about user privacy and data security as well as the growing cost of retraining massive deep learning models on constantly updated datasets. For example, recent legislation that protects a user’s “Right to be Forgotten,” including the European Union’s General Data Protection Regulation (GDPR), the California Consumer Privacy Act (CCPA), and the Canadian Consumer Privacy Protection Act (CPPA), mandate that users be allowed to request removal of their personal data, which may be stored in databases or memorized by models [36]. In addition, machine unlearning has practical implications for removing the influence of corrupted, outdated, or mislabeled data [26, 33].

The typical goal of machine unlearning algorithms is to yield a model that resembles the model obtained from a full retrain on the updated dataset after data is removed. This requirement is

Table 1: Comparison of certified unlearning algorithms for convex and nonconvex functions, where  $d$  is the dimension of the model parameters and  $n$  is the size of the training dataset.

Algorithm	Loss Function	Method	Storage	Black-box?
Newton Step[22]	Strongly convex	Second-order	$O(d^2)$	×
Descent-to-Delete [32]	Strongly convex	First-order	$O(d)$	✓
Langevin Unlearning [11]	Nonconvex	First-order	$O(d)$	×
Constrained Newton Step [45]	Nonconvex	Second-order	$O(d^2)$	✓
Hessian-Free Unlearning [35]	Nonconvex	Quasi-second-order	$O(nd)$	×
<b>Our Work (R2D)</b>	<b>Nonconvex</b>	<b>First-order</b>	$O(d)$	✓

formalized in the concept of “certified unlearning,” a strong theoretical guarantee motivated by differential privacy that probabilistically bounds the difference between the model weights returned by the unlearning and retraining algorithms [22]. However, algorithms satisfying certified unlearning need to also be practical. For example, retraining the model from scratch on the retained dataset is a trivial unlearning algorithm that provides no efficiency gain. On the other hand, unlearning is also provably satisfied if the learning and unlearning algorithm both output weights randomly sampled from the same Gaussian distribution, but this would yield a poorly performing model. Therefore, an ideal algorithm optimally balances data deletion, model accuracy, and computation, also known as the “privacy-utility-efficiency” tradeoff [30]. Moreover, because training from scratch is computationally expensive in the machine unlearning setting, we desire *black-box unlearning algorithms*, which can be applied to pretrained models and do not require training with the intention of unlearning later.

Most certified unlearning algorithms are designed for convex or strongly convex functions [22, 32, 36]. Relaxing the convexity requirement is challenging since nonconvex functions do not have unique global minima. Recently, there have been several works that provide certified unlearning guarantees for nonconvex functions. For example, [45] proposes a single-step Newton update algorithm with convex regularization followed by Gaussian perturbation, inspired by existing second-order unlearning methods such as [22, 36]. Similarly, [35] proposes a quasi-second-order method that exploits Hessian vector products to avoid directly computing the Hessian. Finally, [11] proposes a first-order method in the form of projected noisy gradient descent with Gaussian noise added at every step.

Prior work has focused on achieving theoretical unlearning guarantees in the nonconvex setting; however, practical unlearning algorithms should also be computationally efficient and convenient to use. First, [45] and [35] are both (quasi) second-order methods, but first-order methods that only require computing the gradient are more computationally efficient and require less storage. Second, [11, 35] are not black-box, since during the training process, [11] requires injecting Gaussian noise at every step and [35] requires storing a statistical vector for each data sample at each time step. These “white-box” algorithms require significant changes to standard learning algorithms, which hinders easy implementation. See Table 1 and Appendix E for an in-depth comparison with prior work.

In this work, we introduce “rewind-to-delete” (R2D), a first-order, black-box, certified unlearning algorithm for general nonconvex functions. Our learning algorithm consists of vanilla gradient descent steps on the loss function of the dataset followed by Gaussian perturbation to the model weights. To remove data from the model, our unlearning algorithm “rewinds” to a model checkpoint from earlier in the original training trajectory, followed by additional gradient descent steps on the *new* loss function and Gaussian perturbation. The checkpoint can be saved during the training period (which is standard practice), or it can be computed post hoc from a pretrained model via the proximal point method. We prove  $(\epsilon, \delta)$  certified unlearning for our algorithm and provide theoretical guarantees that explicitly address the “privacy-utility-efficiency” tradeoff of our unlearning algorithm. Our algorithm is simple, easy to implement, and black-box, as it can be applied to a pretrained model as long as the model was trained with vanilla gradient descent.

We also analyze the case of nonconvex functions that satisfy the Polyak-Łojasiewicz (PL) inequality. The PL inequality is a weak condition that guarantees the existence of a connected basin of global minima, to which gradient descent converges at a linear rate [25]. This property allows us to derive empirical risk convergence and generalization guarantees, despite nonconvexity. PL functions are highly relevant to deep learning because overparameterized neural networks locally satisfy the PL condition in neighborhoods around initialization [28].

Finally, we empirically demonstrate the privacy-utility-efficiency tradeoff of our unlearning algorithm and its superior performance compared to other algorithms for nonconvex functions, within a chal-

lenging new framework in which the unlearned data is not independently and identically distributed (i.i.d.) to the training or test set. Most experiments select the unlearned samples either uniformly at random [45, 35] or all from one class [22, 19, 26], neither of which reflects unlearning in practice. For example, if we train a 10-class classifier and lose access to data from one class, we would not continue to use the same model on a 9-class dataset. In our approach, we instead train a model to learn some global characteristics about a real-world dataset derived from a collection of users. Upon unlearning, we remove data associated with a subset of the users, thereby simulating realistic unlearning requests and their impact on model utility. To assess the extent of unlearning, we adapt membership inference attack (MIA) methods [39, 8] to discriminate between the unlearned dataset and an *out-of-distribution* dataset, constructed separately from *users* not present in the training data. Our results demonstrate that R2D outperforms other certified and non-certified methods, showing a greater decrease in performance on the unlearned data samples and defending successfully against both types of membership inference attacks (Tables 2 and 3). In particular, compared to the white-box algorithm [35], R2D is up to 88 times faster during training, highlighting the advantage of our black-box approach (Tables 6 and 7). Ultimately, our first-order method enjoys the benefits of minimal computational requirements, easy off-the-shelf implementation, and competitive performance.

Our contributions are as follows.

- We develop the first  $(\epsilon, \delta)$  certified unlearning algorithm for nonconvex loss functions that is first-order and black-box.
- We prove theoretical unlearning guarantees that demonstrate the privacy-utility-efficiency tradeoff of our algorithm, allowing for controllable noise at the expense of privacy or computation. For the special case of PL loss functions, we obtain linear convergence and generalization guarantees.
- We empirically demonstrate the superior performance of our algorithm compared to both certified and non-certified unlearning algorithms, within a novel experimental framework that better reflects real-world scenarios for unlearning user data.

## 1.1 Related Work

**Differential privacy.** Differential privacy (DP) [14] is a well-established framework designed to protect individual privacy by ensuring that the inclusion or exclusion of any single data point in a dataset does not significantly affect the output of data analysis or modeling, limiting information leakage about any individual within the dataset. Specifically, a DP learning algorithm yields a model trained on some dataset that is probabilistically indistinguishable from a model trained on the same dataset with a data sample removed or replaced. The concept of  $(\epsilon, \delta)$ -privacy quantifies the strength of this privacy guarantee in terms of the privacy loss,  $\epsilon$ , and the probability of a privacy breach,  $\delta$  [13]. This privacy can be applied during or after training by injecting controlled noise to the data, model weights [43, 46], gradients [1, 46], or objective function [7], in order to mask information about any one sample in the dataset. However, greater noise typically corresponds to worse model performance, leading to a trade-off between utility and privacy. The theory and techniques of differential privacy provide a natural starting point for the rigorous analysis of unlearning algorithms.

As observed in [43], “white-box” DP algorithms, which require code changes to inject noise at every training step, require additional development and runtime overhead and are challenging to deploy in the real world. Rather than adding noise at each iteration, [43] and [46] propose DP algorithms that only perturb the output after training, which is easier to integrate into standard development pipelines. In similar fashion, our proposed black-box unlearning algorithm can be implemented without any special steps during learning with gradient descent. We also do not inject noise at each iteration, and we only perturb at the end of training. The difference between our approach and [43, 46], however, is that our approach can accommodate the nonconvex case, leveraging model checkpointing to control the distance from the retraining trajectory.

**Certified unlearning.** The term “machine unlearning” was first coined by [5] to describe a deterministic data deletion algorithm, which has limited application to general optimization problems. In the following years, techniques have been developed for “exact unlearning,” which exactly removes the influence of data, and “approximate unlearning,” which yields a model that is approximately close to the retrained model with some determined precision [44]. Our work focuses on the latter. Both [17] and [22] introduce a probabilistic notion of approximate unlearning, where the unlearning and

retraining outputs must be close in distribution. Inspired by differential privacy, [22] introduces the definition of certified  $(\epsilon, \delta)$  unlearning used in this work. Like DP algorithms, certified unlearning algorithms typically require injected noise to the weights or objective function, which can degrade model performance. Moreover, unlearning algorithms are also designed to reduce computation, leading to a three-way trade-off between privacy, utility, and complexity.

Certified unlearning has been studied for a variety of settings, including linear and logistic models [22, 23], graph neural networks [9], minimax models [29], and the federated learning setting [16], as well as convex models [36, 32, 40, 10] and nonconvex models [11, 35, 45]. These algorithms can be categorized as first-order methods that only require access to the function gradients [32, 10] or second-order methods that leverage information from the Hessian to approximate the model weights that would result from retraining [36, 40, 45, 35]. Our work is inspired by the “descent-to-delete” algorithm [32], a first-order unlearning algorithm for strongly convex functions that unlearns by fine-tuning with gradient descent iterates on the loss function of the retained samples.

**Nonconvex unlearning.** There are also many approximate unlearning algorithms for nonconvex functions that rely on heuristics or weaker theoretical guarantees. For example, [3] proposes a “weak unlearning” algorithm, which considers indistinguishability with respect to model output space instead of model parameter space. Another popular algorithm for neural networks is SCRUB [26], a gradient-based algorithm that balances maximizing error on the unlearned data and maintaining performance on the retained data. An extension of SCRUB, SCRUB+Rewind, “rewinds” the algorithm to a point where the error on the unlearned data is “just high enough,” so as to impede membership inference attacks. Furthermore, [19, 20] propose unlearning algorithms for deep neural networks, but they only provide a general upper bound on the amount of information retained in the weights rather than a strict certified unlearning guarantee. Additional approaches include subtracting out the impact of the unlearned data in each batch of gradient descent [21], gradient ascent on the loss function of the unlearned data [24], and retraining the last layers of the neural network on the retained data [18]. Ultimately, while the ideas of checkpointing, gradient ascent, and “rewinding” have been considered in other machine unlearning works, our algorithm combines these elements in a novel manner to obtain strong theoretical guarantees that prior algorithms lack.

## 2 Algorithm

Let  $\mathcal{D} = \{z_1, \dots, z_n\}$  be a training dataset of  $n$  data points drawn independently and identically distributed from the sample space  $\mathcal{Z}$ , and let  $\Theta$  be the (potentially infinite) model parameter space. Let  $A : \mathcal{Z}^n \rightarrow \Theta$  be a (randomized) learning algorithm that trains on  $\mathcal{D}$  and outputs a model with weight parameters  $\theta \in \Theta$ , where  $\Theta$  is the (potentially infinite) space of model weights. Typically, the goal of a learning algorithm is to minimize  $f_{\mathcal{D}}(\theta)$ , the empirical loss on  $\mathcal{D}$ , defined as  $f_{\mathcal{D}}(\theta) = \frac{1}{n} \sum_{i=1}^n f_{z_i}(\theta)$ , where  $f_{z_i}(\theta)$  represents the loss on the sample  $z_i$ .

Let us “unlearn” or remove the influence of a subset of data  $Z \subset \mathcal{D}$  from the output of the learning algorithm  $A(\mathcal{D})$ . Let  $\mathcal{D}' = \mathcal{D} \setminus Z$ , and we denote by  $U(A(\mathcal{D}), \mathcal{D}, Z)$  the output of an unlearning algorithm  $U$ . The goal of the unlearning algorithm is to output a model parameter that is probabilistically *indistinguishable* from the output of  $A(\mathcal{D}')$ . This is formalized in the concept of  $(\epsilon, \delta)$ -indistinguishability, which is used in the DP literature to characterize the influence of a data point on the model output [13].

**Definition 2.1.** [13, 32] Let  $X$  and  $Y$  be random variables over some domain  $\Omega$ . We say  $X$  and  $Y$  are  $(\epsilon, \delta)$ -indistinguishable if for all  $S \subseteq \Omega$ ,

$$\begin{aligned}\mathbb{P}[X \in S] &\leq e^\epsilon \mathbb{P}[Y \in S] + \delta, \\ \mathbb{P}[Y \in S] &\leq e^\epsilon \mathbb{P}[X \in S] + \delta.\end{aligned}$$

In the context of differential privacy,  $X$  and  $Y$  are the learning algorithm outputs on neighboring datasets that differ in a single sample.  $\epsilon$  is the privacy loss or budget, which can be interpreted as a limit on the amount of information about an individual that can be extracted from the model, whereas  $\delta$  accounts for the probability that these privacy guarantees might be violated. Definition 2.1 extends naturally to Definition 2.2, the definition of  $(\epsilon, \delta)$  certified unlearning.

**Definition 2.2.** Let  $Z \subset \mathcal{D}$  denote the data samples we would like to unlearn. Then  $U$  is an  $(\epsilon, \delta)$  certified unlearning algorithm for  $A$  if for all such  $Z$ ,  $U(A(\mathcal{D}), \mathcal{D}, Z)$  and  $A(\mathcal{D} \setminus Z)$  are  $(\epsilon, \delta)$ -indistinguishable.

Next, we describe our "rewind-to-delete" (R2D) algorithms for machine unlearning. The learning algorithm  $A$  (Algorithm 1) performs gradient descent updates on  $f_{\mathcal{D}}$  for  $T$  iterations, and the iterate at the  $T - K$  time step is saved as a checkpoint or computed post hoc via the proximal point algorithm (Algorithm 3). Then Gaussian noise is added to the final parameter  $\theta_{T-K}$ , and the perturbed parameter is used for model inference.

**Algorithm 1** R2D Learning Algorithm **Require:** datasets  $\mathcal{D}$ , initial point  $\theta_0 \in \Theta$

---

```

for  $t = 1, \dots, T$  do
   $\theta_t = \theta_{t-1} - \eta \nabla f_{\mathcal{D}}(\theta_{t-1})$ 
end for
Save checkpoint  $\theta_{T-K}$  or compute  $\theta_{T-K}$  via
Algorithm 3
Sample  $\xi \sim \mathcal{N}(0, \sigma^2 \mathbb{I}_d)$ 
 $\tilde{\theta} = \theta_{T-K} + \xi$ 
Use  $\tilde{\theta}$  for model inference
Upon receiving an unlearning request, call Al-
gorithm 2

```

---

When a model is trained without a checkpoint saved, we can still obtain a black-box unlearning algorithm by carefully undoing the gradient descent training steps via the proximal point method, outlined in Algorithm 3. We can solve for previous gradient descent iterates through the following implicit equation (2):

$$\theta_{t+1} = \theta_t - \eta \nabla f_{\mathcal{D}}(\theta_t) \quad (1)$$

$$\theta_t = \theta_{t+1} + \eta \nabla f_{\mathcal{D}}(\theta_t). \quad (2)$$

The backward Euler update in (2) is distinct from a standard gradient ascent step, which is a forward Euler method. Instead, we compute  $\theta_t$  from  $\theta_{t+1}$  by taking advantage of the connection between backward Euler for gradient flow and the proximal point method, an iterative algorithm for minimizing a convex function [31]. Let  $g(\theta)$  denote a convex function. The proximal point method minimizes  $g(\theta)$  by taking the proximal operator with parameter  $\gamma$  of the previous iterate, defined as follows

$$\theta_{k+1} = \text{prox}_{g, \gamma}(\theta_k) = \arg \min_x \{g(x) + \frac{1}{2\gamma} \|x - \theta_k\|^2\}.$$

Although for our problem,  $f$  is nonconvex, adding sufficient regularization produces a convex and globally tractable proximal point subproblem, stated in Lemma A.1. Therefore, by computing the proximal operator with respect to  $-f(\theta)$ , we can solve the implicit gradient ascent step.

**Lemma 2.1.** *Suppose  $f(\theta)$  is continuously differentiable,  $\theta_t$  is defined as in (2), and let  $\eta < \frac{1}{L}$ . Then  $\theta_t = \text{prox}_{-f, \eta}(\theta_{t+1})$ .*

If  $\eta < \frac{1}{L}$ , then due to convexity, we can solve the proximal point subproblem easily via gradient descent or Newton's method. Computationally, when  $K \ll T$ , the algorithm is comparable to other second-order unlearning methods that require a single Newton step. In addition, we only need to compute the model checkpoint once prior to unlearning requests, so this computation can be considered "offline" [23, 35].

### 3 Analyses

**The proofs of all theoretical results can be found in Appendix A.** In the following theorem, we establish the unlearning and performance guarantees for our algorithm on nonconvex functions. For nonconvex functions, gradient descent might converge to local minima or saddle points, so we measure the performance by the average of the gradient norm over iterates, a common DP performance metric for algorithms on nonconvex functions.

**Theorem 3.1.** *Let  $\epsilon, \delta$  be fixed such that  $0 < \epsilon \leq 1$  and  $\delta > 0$ . Suppose for all  $z \in \mathcal{Z}$ , the loss function  $f_z$  is  $L$ -Lipschitz smooth and the gradient is uniformly bounded by some constant  $G$  so that  $\|\nabla f_z(\theta)\| < G$  for all  $\theta \in \Theta$ . Let  $\mathcal{D}$  denote the original dataset of size  $n$ , let  $Z \subset \mathcal{D}$  denote*

**Algorithm 2** R2D Unlearning Algorithm **Require:** dataset  $\mathcal{D}$ , model checkpoint  $\theta_{T-K}$

---

```

for  $t = 1, \dots, K$  do
   $\theta''_t = \theta''_{t-1} - \eta \nabla f_{\mathcal{D}'}(\theta''_{t-1})$ 
end for
Sample  $\xi \sim \mathcal{N}(0, \sigma^2 \mathbb{I}_d)$ 
 $\tilde{\theta}'' = \theta''_K + \xi$ 
Use  $\tilde{\theta}''$  for model inference

```

---

**Algorithm 3** Compute Checkpoint via Proximal Point Method

---

```

Require: datasets  $\mathcal{D}$ , model checkpoint  $\theta_T$ 
 $\theta''_0 = \theta_T$ 
for  $t = 1, \dots, K$  do
   $\theta''_t = \arg \min_x \{-f_{\mathcal{D}}(x) + \frac{1}{2\eta} \|x - \theta''_{t-1}\|^2\}$ 
end for
return  $\theta''_K$ 

```

---

the unlearned dataset of size  $m$ , and let  $\mathcal{D}' = \mathcal{D} \setminus Z$  denote the retained dataset. Let the learning algorithm  $A$  be initialized at  $\theta_0$  and run for  $T$  iterations with step size  $\eta \leq \min\{\frac{1}{L}, \frac{n}{2(n-m)L}\}$ . Let the standard deviation  $\sigma$  of the Gaussian noise be defined as

$$\sigma = \frac{2mG \cdot h(K) \sqrt{2 \log(1.25/\delta)}}{Ln\epsilon}, \quad (3)$$

where  $h(K)$  is a function that monotonically decreases to zero as  $K$  increases from 0 to  $T$  defined by

$$h(K) = ((1 + \frac{\eta Ln}{n-m})^{T-K} - 1)(1 + \eta L)^K.$$

Then  $U$  is an  $(\epsilon, \delta)$ -unlearning algorithm for  $A$  with noise  $\sigma$ . In addition,

$$\frac{1}{T} \left( \sum_{t=0}^{T-K-1} \|\nabla f_{\mathcal{D}'}(\theta_t)\|^2 + \sum_{t=0}^{K-1} \|\nabla f_{\mathcal{D}'}(\theta_t'')\|^2 + \mathbb{E}[\|\nabla f_{\mathcal{D}'}(\tilde{\theta}'')\|^2] \right) \leq O\left(\frac{n}{T(n-m)} + \frac{(T-K-1)m}{T(n-m)}\right) \quad (4)$$

where the expectation is taken with respect to the Gaussian noise added at the end of  $U$ , and where  $O(\cdot)$  hides dependencies on  $\eta$ ,  $G$ , and  $L$ .

**Corollary 3.2.** For fixed  $\sigma$  and  $\delta$ , the dependence of  $K$  on  $\epsilon$  in (3), denoted as  $K(\epsilon)$ , is bounded as follows:

$$K(\epsilon) \leq (\log(1 + \frac{\eta Ln}{n-m}))^{-1} \log((1 + \frac{\eta Ln}{n-m})^T - \frac{\sigma Ln\epsilon}{2mG \sqrt{2 \log(1.25/\delta)}}). \quad (5)$$

Equation (4) states that the average of the gradient norm squared of the initial  $T - K$  learning iterates, the  $K - 1$  unlearning iterates after, and the last perturbed iterate  $\tilde{\theta}''$  decreases with increasing  $T$  and  $n$ , indicating that the algorithm converges to a stationary point with small gradient norm. Corollary 3.2 provides an upper bound on  $K(\epsilon)$ , such that in practice we can choose  $K$  equal to this bound to ensure the privacy guarantee is achieved.

The analysis relies on carefully tracking the distance between the unlearning iterates and gradient descent iterates on  $f_{\mathcal{D}'}$ . Like prior work in certified unlearning, our analysis relies on the Gaussian mechanism for differential privacy [13], which implies that as long as the distance between the trajectories is bounded, we can add a sufficient amount of Gaussian noise to make the algorithm outputs  $(\epsilon, \delta)$ -indistinguishable. We therefore can compute the noise level  $\sigma$  required to achieve unlearning. For the utility guarantees, we leverage the fact that gradient descent steps on  $f_{\mathcal{D}}$  also make progress on  $f_{\mathcal{D}'}$  to obtain bounds that only depend on problem parameters and  $\theta_0$ .

Theorem 3.1 underscores the “privacy-utility-complexity” tradeoff between our measure of unlearning,  $\epsilon$ , noise,  $\sigma$ , and the number of unlearning iterations,  $K$ . By construction,  $K < T$ , so our algorithm is more efficient than retraining. We can pick larger  $K$  such that the noise required is arbitrarily small at the expense of computation, and when  $K = T$  our algorithm becomes a noiseless full retrain. Moreover, the standard deviation  $\sigma$  inversely scales with the size of the dataset  $n$ , implying that unlearning on larger datasets require less noise. In contrast, [45] and [35] do not feature such data-dependent guarantees. Theorem 3.1 applies to unlearning a batch of  $m$  data samples. Our algorithm also accommodates sequential unlearning requests. If, after unlearning  $m$  points, an additional  $k$  unlearning requests arrive, we simply call the unlearning algorithm  $M$  on the new retained dataset of size  $n - m - k$ . Notably, if the total number of unlearned data increases while  $\sigma$  and  $K$  stay constant, our unlearning guarantee worsens, which is consistent with other results [22, 45, 11].

We can obtain faster convergence for Polyak-Lojasiewicz (PL) functions, which are functions that satisfy the PL inequality (6). Although PL functions can be nonconvex, they have a continuous basin of global minima, enabling both empirical and population risk bounds.

**Definition 3.3.** [25] For some function  $f$ , suppose it attains a global minimum value  $f^*$ . Then  $f$  satisfies the PL inequality if for some  $\mu > 0$  and all  $x$ ,

$$\frac{1}{2} \|\nabla f(x)\|^2 \geq \mu(f(x) - f^*). \quad (6)$$

Although practical algorithms typically minimize the empirical risk, the ultimate goal of learning is to minimize the population risk  $F$ , in order to determine how well the model will generalize on unseen test data. We leverage results from [27] that relate the on-average stability bounds of algorithms on PL functions to their excess population risk.

**Corollary 3.3.** *Suppose the conditions of Theorem 3.1 hold and in addition,  $f_{\mathcal{D}'}$  satisfies the PL condition with parameter  $\mu$ . Let  $F$  represent the population risk, defined as  $F(\theta) = \mathbb{E}_{z \sim \mathcal{Z}}[f_z(\theta)]$ , and let  $F^*$  represent its global optimal value. Then we have*

$$\begin{aligned} \mathbb{E}[F(\tilde{\theta}'')] - F^* &\leq L\sqrt{d}\sigma + \frac{2G^2}{(n-m)\mu} \\ &+ \frac{L}{2\mu}(1-\eta\mu)^K \left[ \left(1 - \frac{\eta\mu(n-m)}{n}\right)^{T-K} (f_{\mathcal{D}'}(\theta_0) - f_{\mathcal{D}'}^*) + \frac{Gm(G+L\eta)}{\mu(n-m)} \right] \end{aligned}$$

where  $\sigma$  is defined in (3) and the expectation is taken with respect to i.i.d. sampling of  $\mathcal{D} \sim \mathcal{Z}$  and the Gaussian noise added at the end of  $U$ .

Our performance guarantees demonstrate that more learning iterates  $T$  correspond to better performance upon unlearning for fixed  $\sigma$ . For PL functions, the utility converges faster with increasing  $T$  than for the general nonconvex case.

## 4 Experiments

See Appendix B for an in-depth review of experimental details, including hyperparameters and hardware (B.1), implementations of MIAs (B.1.1) and baseline methods (B.1.2), computation time experiments (B.2), additional numerical results (B.3), and [anonymous GitHub repository](#).

### 4.1 Setup

**Experimental Framework.** We test Algorithms 1 and 2 in a novel setting where the unlearned dataset is not i.i.d. to the training or test dataset. For all experiments, we train a binary classifier with the cross-entropy loss function over a dataset that is naturally split among many different users. To test unlearning, we remove the data associated with a subset of the users (1%-2% of the data) and observe the impact on the original classification task. Our framework better reflects unlearning in practice, where users may request the removal of their data but they do not each represent a class in the model. This stands in contrast to current experimental approaches that unlearn data from a selected class [22, 19, 26], or randomly select samples uniformly from the dataset to unlearn [45, 35].

**Datasets and Models.** We consider two real-world datasets and neural network models with highly *nonconvex* loss functions. For small-scale experiments, we train a multilayer perceptron (MLP) with 3 hidden layers to perform classification on the eICU dataset, a large multi-center intensive care unit (ICU) database consisting of tabular data on ICU admissions [34]. Each patient is linked with 1-24 hospital stays. We predict if the length of a hospital stay of a patient is longer or shorter than a week using the intake variables of the Acute Physiology Age Chronic Health Evaluation (APACHE) predictive framework, including blood pressure, body temperature, and age. For unlearning, we remove a random subset of patients and their corresponding data. For large-scale experiments, we consider a subset of the VGGFace2 dataset, which is composed of approximately 9,000 celebrities and their face images from the internet [4]. We apply the MAAD-Face annotations from [41] to label each celebrity as male or female, and sample a class balanced dataset of 100 celebrities to form the Lacuna-100 dataset as described in [19]. We train a ResNet-18 model to perform binary gender classification. For unlearning, we remove a random subset of the celebrities and their face images.

**Implementation.** During the learning process, we train the model and save checkpoints every 10 epochs. Upon unlearning, we revert to earlier checkpoints and train on the new loss function. For each version of R2D, we compute the "rewind percent" as  $\frac{K}{T} \times 100\%$ , or the number of unlearning steps  $K$  as a fraction of the number of original training steps  $T$ . Due to the computational demands of full-batch gradient descent, we implement our algorithms using mini-batch gradient descent with a very large batch size (2048 for eICU and 512 for Lacuna-100). For  $(\epsilon, \delta)$ -unlearning, we utilize the bound derived in [2] to calibrate the noise for  $\epsilon > 1$ , and we estimate the values  $L$  and  $G$  using sampling approaches outlined in Appendix B.1.

**Unlearning Metrics.** To empirically evaluate the unlearned model, we apply membership inference attacks (MIA) to attempt to distinguish between unlearned data and data that has never been in the training dataset. A lower Area Under the Receiver Operating Characteristic Curve (AUC) of the membership attack model corresponds to less information retained in the model and more successful

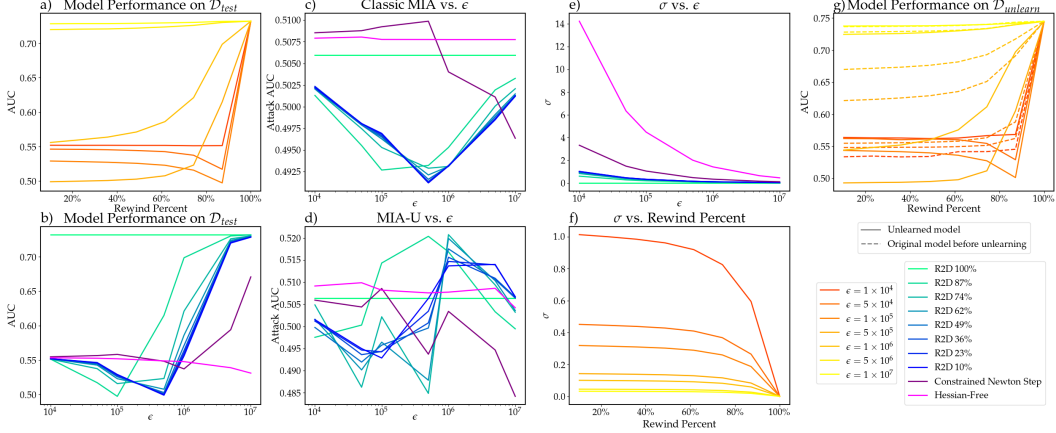


Figure 1: Privacy-utility-complexity tradeoff of R2D compared to other certified unlearning methods (Constrained Newton Step and Hessian-Free method) on the eICU dataset. In Figures 1a, 1f, and 1g, we plot against the rewind percent, computed as  $\frac{K}{T} \times 100\%$ .

unlearning. We employ both the classic MIA [39], that only considers the output of the model after unlearning, and an advanced attack tailored to the unlearning setting (MIA-U) [8], that compares the output of the original model and the unlearned model. These attacks are typically performed on i.i.d. datasets, but we adapt them to our setting by constructing an *out-of-distribution* (OOD) dataset representing data from *users* absent from the training data. For Lacuna-100, we construct an OOD dataset using an additional 100 users from the VGGFace2 database. For eICU, we construct the OOD dataset from data samples in the test set belonging to users not present in the training set.

We also consider the performance (AUC) on the retain set, unlearned set, and test set (denoted as  $\mathcal{D}_{retain}$ ,  $\mathcal{D}_{unlearn}$ ,  $\mathcal{D}_{test}$ ) of both the original trained model and the model after unlearning (Table 2). A decrease in performance on  $\mathcal{D}_{unlearn}$  suggests the model is losing information about the data.

**Baseline Methods.** We compare against two other certified unlearning algorithms for nonconvex functions: **Constrained Newton Step (CNS)** [45], a black-box algorithm which involves a single Newton step within a constrained parameter set, and **Hessian-Free Unlearning (HF)** [35], a white-box algorithm which involves demanding pre-computation and storage of data influence vectors during training, allowing unlearning via simple vector addition later. Both methods also involve a single Gaussian perturbation at the end to achieve  $(\epsilon, \delta)$ -unlearning. We do not implement the white-box algorithm from [11] because, as stated in their work, "the non-convex unlearning bound... is not tight enough to be applied in practice due to its exponential dependence on various hyperparameters." For all baselines methods, we use the hyperparameters reported in the original papers that align with our settings. However, we note that certified unlearning algorithms can be highly sensitive to hyperparameter choices, so for a fair comparison we also consider a flat noise amount of  $\sigma = 0.01$ , following the precedent established in [35, 45, 22]. Moreover, this allows us to compare against several state-of-the-art baseline methods which do not have theoretical unlearning guarantees but can be evaluated empirically: **Finetune**, where the model is fine-tuned on the retained dataset, **Fisher Forgetting** [19], which selectively perturbs weights via the Fisher information matrix, and **SCRUB** [26]. Unlike the certified unlearning methods, these algorithms do not require any specific training procedure, so we apply them to the same original trained model used for R2D.

## 4.2 Results

In Figure 1, we compare R2D with varying  $\epsilon$  and  $K$  to other certified unlearning algorithms on the eICU dataset. Figures 1a and 1b demonstrate that model performance (AUC) on  $\mathcal{D}_{test}$  improves with more rewinding and larger  $\epsilon$ , as expected from the result derived in (3). Figure 1b shows that R2D has a superior privacy-utility tradeoff, with better performance on  $\mathcal{D}_{test}$  due to a smaller noise requirement  $\sigma$  that scales more advantageously with  $\epsilon$ , as shown in Figure 1e. In addition, for most values of  $\epsilon$ , R2D is able to defend more successfully against the membership attacks, demonstrated by lower MIA scores in Figure 1c and 1d. Finally, Figure 1g displays the performance of the model before and after unlearning on  $\mathcal{D}_{unlearn}$ , with the decrease in performance after unlearning indicating that the model is losing information about the samples.



Table 2: Model performance (AUC) before and after unlearning. We consider the relative decrease of the AUC on  $\mathcal{D}_{unlearn}$  as an unlearning metric, and we apply the non-certified methods to the R2D original model. We **bold** the two best results for each dataset.

Algorithm	eICU			Lacuna-100		
	$\mathcal{D}_{retain}$	$\mathcal{D}_{unlearn}$	$\mathcal{D}_{test}$	$\mathcal{D}_{retain}$	$\mathcal{D}_{unlearn}$	$\mathcal{D}_{test}$
<b>Original Models</b> (no noise)						
Hessian-Free	0.7490	0.7614	0.7472	0.9851	0.9746	0.9737
Constrained Newton Step	0.7628	0.7860	0.7602	0.9983	0.9956	0.9856
R2D	0.7337	0.7451	0.7322	0.9989	0.9993	0.9844
<b>Certified Methods</b> ( $\sigma = 0.01$ )						
Hessian-Free	0.7476	<b>0.7587</b> (-0.0027)	0.7465	0.9757	0.9555 (-0.0191)	0.9652
Constrained Newton Step	0.7622	0.7848 (-0.0012)	0.7601	0.9977	0.9949 (-0.0007)	0.9847
R2D 7-10%	0.7335	0.7444 (-0.0007)	0.7327	0.9606	0.9238 (-0.0755)	0.9478
R2D 36-37%	0.7334	0.7441 (-0.0010)	0.7327	0.9683	<b>0.9269</b> (-0.0724)	0.9525
R2D 74%	0.7333	<b>0.7439</b> (-0.0012)	0.7326	0.9712	<b>0.8998</b> (-0.0995)	0.9534
<b>Noiseless Retrain</b> (R2D 100%)	0.7335	0.7447 (-0.0004)	0.7321	1.0000	0.9460 (-0.0533)	0.9840
<b>Non-certified Methods</b>						
Finetune	0.7352	0.7463 (+0.0012)	0.7337	0.9997	0.9975 (-0.0018)	0.9854
Fisher Forgetting	0.7310	0.7482 (+0.0031)	0.7302	0.9982	0.9986 (-0.0007)	0.9831
SCRUB	0.7336	0.7450 (-0.0001)	0.7322	0.9989	0.9999 (+0.0006)	0.9845

We further compare R2D to certified and non-certified algorithms in Tables 2 and 3, with the full numerical results available in Tables 8 and 10 in Appendix B.3. Table 2 displays the model AUC on  $\mathcal{D}_{retain}$ ,  $\mathcal{D}_{unlearn}$ , and  $\mathcal{D}_{test}$  before and after unlearning. On both datasets, R2D displays a significantly greater performance drop on  $\mathcal{D}_{unlearn}$  compared to non-certified methods, while outperforming CNS on eICU and both HF and CNS on Lacuna-100. We observe that as expected, more rewinding decreases the utility on  $\mathcal{D}_{unlearn}$  and reduces the success of the MIA, as shown in Figure 2 and further supported by Figure 4 in the Appendix. Finally, Table 3 displays the results of both MIA methods. On the eICU dataset, R2D outperforms all other methods under the classic MIA and outperforms other certified methods under the MIA-U, and on the Lacuna-100 dataset, R2D is competitive under the classic MIA while outperforming all other methods under the MIA-U. Our results suggest that even with a small amount of perturbation, certified unlearning methods tend to defend against MIAs more successfully than non-certified methods. Finally, Tables 6 and 7 in Appendix B.2 demonstrate that R2D is more computationally efficient than HF and CNS.

## 5 Conclusion

We propose the first black-box, first-order certified-unlearning algorithm for nonconvex functions, addressing theoretical and practical limitations of prior work. Our algorithm outperforms existing certified and non-certified methods in storage, computation, accuracy, and unlearning.

Table 3: Membership inference attack success (AUC). We **bold** the two best results for each dataset and attack method.

Algorithm	eICU		Lacuna-100	
	Classic MIA	MIA-U	Classic MIA	MIA-U
HF	0.5078	0.5108	<b>0.4950</b>	0.8460
CNS	0.5145	0.5144	0.6020	0.8480
R2D 7-10%	0.5047	0.5001	0.5625	0.7721
R2D 36-37%	<b>0.5046</b>	<b>0.5001</b>	0.5197	<b>0.6779</b>
R2D 74%	<b>0.5044</b>	<b>0.4997</b>	0.5333	<b>0.7206</b>
<b>Noiseless Retrain</b>	0.5060	0.5064	<b>0.4974</b>	0.8101
Finetune	0.5063	0.5066	0.6013	0.8497
Fisher Forgetting	0.5114	0.5102	0.5814	0.8735
SCRUB	0.5060	0.5056	0.6179	0.8586

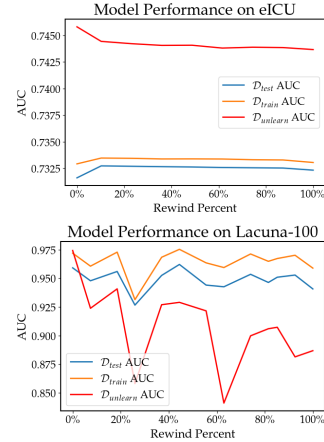


Figure 2: AUC vs. rewinding.

## References

- [1] Martin Abadi et al. “Deep Learning with Differential Privacy”. In: *Proceedings of the 2016 ACM SIGSAC Conference on Computer and Communications Security*. CCS ’16. Vienna, Austria, 2016, pp. 308–318.
- [2] Borja Balle and Yu-Xiang Wang. “Improving the Gaussian Mechanism for Differential Privacy: Analytical Calibration and Optimal Denoising”. In: *Proceedings of the 35th International Conference on Machine Learning*. Ed. by Jennifer Dy and Andreas Krause. Vol. 80. Proceedings of Machine Learning Research. PMLR, July 2018, pp. 394–403.
- [3] Nhung Bui et al. *On Newton’s Method to Unlearn Neural Networks*. 2024. arXiv: [2406.14507 \[cs.LG\]](#).
- [4] Qiong Cao et al. “VGGFace2: A dataset for recognising faces across pose and age”. In: *International Conference on Automatic Face and Gesture Recognition*. 2018.
- [5] Yinzhi Cao and Junfeng Yang. “Towards Making Systems Forget with Machine Unlearning”. In: *2015 IEEE Symposium on Security and Privacy*. 2015, pp. 463–480.
- [6] Zachary Charles and Dimitris Papailiopoulos. “Stability and Generalization of Learning Algorithms that Converge to Global Optima”. In: *Proceedings of the 35th International Conference on Machine Learning*. Ed. by Jennifer Dy and Andreas Krause. Vol. 80. Proceedings of Machine Learning Research. PMLR, July 2018, pp. 745–754.
- [7] Kamalika Chaudhuri, Claire Monteleoni, and Anand D. Sarwate. “Differentially Private Empirical Risk Minimization”. In: *Journal of Machine Learning Research* 12.29 (2011), pp. 1069–1109.
- [8] Min Chen et al. “When Machine Unlearning Jeopardizes Privacy”. In: *Proceedings of the 2021 ACM SIGSAC Conference on Computer and Communications Security*. CCS ’21. Virtual Event, Republic of Korea: Association for Computing Machinery, 2021, pp. 896–911. ISBN: 9781450384544.
- [9] Eli Chien, Chao Pan, and Olgica Milenkovic. “Certified Graph Unlearning”. In: *NeurIPS 2022 Workshop: New Frontiers in Graph Learning*. 2022.
- [10] Eli Chien et al. “Certified Machine Unlearning via Noisy Stochastic Gradient Descent”. In: *The Thirty-eighth Annual Conference on Neural Information Processing Systems*. 2024.
- [11] Eli Chien et al. “Langevin Unlearning”. In: *Privacy Regulation and Protection in Machine Learning*. 2024.
- [12] Dmitriy Drusvyatskiy. “The proximal point method revisited”. In: arXiv:1712.06038. arXiv, Dec. 2017.
- [13] Cynthia Dwork and Aaron Roth. “The Algorithmic Foundations of Differential Privacy”. In: *Found. Trends Theor. Comput. Sci.* 9.3–4 (Aug. 2014), pp. 211–407. ISSN: 1551-305X.
- [14] Cynthia Dwork et al. “Calibrating Noise to Sensitivity in Private Data Analysis”. In: *Theory of Cryptography*. Ed. by Shai Halevi and Tal Rabin. Berlin, Heidelberg: Springer Berlin Heidelberg, 2006, pp. 265–284. ISBN: 978-3-540-32732-5.
- [15] Andre Elisseeff, Theodoros Evgeniou, and Massimiliano Pontil. “Stability of Randomized Learning Algorithms”. In: *Journal of Machine Learning Research* 6.3 (2005), pp. 55–79.
- [16] Yann Fraboni et al. “SIFU: Sequential Informed Federated Unlearning for Efficient and Provable Client Unlearning in Federated Optimization”. In: *Proceedings of The 27th International Conference on Artificial Intelligence and Statistics*. Ed. by Sanjoy Dasgupta, Stephan Mandt, and Yingzhen Li. Vol. 238. Proceedings of Machine Learning Research. PMLR, May 2024, pp. 3457–3465.
- [17] Antonio Ginart et al. “Making AI Forget You: Data Deletion in Machine Learning”. In: *Advances in Neural Information Processing Systems*. Ed. by H. Wallach et al. Vol. 32. Curran Associates, Inc., 2019.
- [18] Shashwat Goel, Ameya Prabhu, and Ponnurangam Kumaraguru. “Evaluating Inexact Unlearning Requires Revisiting Forgetting”. In: *CoRR* abs/2201.06640 (2022). arXiv: [2201.06640](#).
- [19] Aditya Golatkar, Alessandro Achille, and Stefano Soatto. “Eternal Sunshine of the Spotless Net: Selective Forgetting in Deep Networks”. In: *IEEE/CVF Conference on Computer Vision and Pattern Recognition (CVPR)*. June 2020.
- [20] Aditya Golatkar, Alessandro Achille, and Stefano Soatto. “Forgetting Outside the Box: Scrubbing Deep Networks of Information Accessible from Input-Output Observations”. In: *CoRR* abs/2003.02960 (2020). arXiv: [2003.02960](#).

- [21] Laura Graves, Vineel Nagisetty, and Vijay Ganesh. “Amnesiac Machine Learning”. en. In: *Proceedings of the AAAI Conference on Artificial Intelligence* 35.13 (May 2021), pp. 11516–11524. ISSN: 2374-3468.
- [22] Chuan Guo et al. “Certified Data Removal from Machine Learning Models”. In: *Proceedings of the 37th International Conference on Machine Learning*. Ed. by Hal Daumé III and Aarti Singh. Vol. 119. Proceedings of Machine Learning Research. PMLR, Aug. 2020, pp. 3832–3842.
- [23] Zachary Izzo et al. “Approximate Data Deletion from Machine Learning Models”. In: *Proceedings of The 24th International Conference on Artificial Intelligence and Statistics*. Ed. by Arindam Banerjee and Kenji Fukumizu. Vol. 130. Proceedings of Machine Learning Research. PMLR, 2021, pp. 2008–2016.
- [24] Joel Jang et al. “Knowledge Unlearning for Mitigating Privacy Risks in Language Models”. In: *Proceedings of the 61st Annual Meeting of the Association for Computational Linguistics (Volume 1: Long Papers)*. Ed. by Anna Rogers, Jordan Boyd-Graber, and Naoaki Okazaki. Toronto, Canada: Association for Computational Linguistics, July 2023, pp. 14389–14408.
- [25] Hamed Karimi, Julie Nutini, and Mark Schmidt. “Linear Convergence of Gradient and Proximal-Gradient Methods Under the Polyak-Łojasiewicz Condition”. In: *Machine Learning and Knowledge Discovery in Databases*. Ed. by Paolo Frasconi et al. Cham: Springer International Publishing, 2016, pp. 795–811.
- [26] Meghdad Kurmanji et al. “Towards Unbounded Machine Unlearning”. In: *Thirty-seventh Conference on Neural Information Processing Systems*. 2023.
- [27] Yunwen Lei and Yiming Ying. “Sharper Generalization Bounds for Learning with Gradient-dominated Objective Functions”. In: *International Conference on Learning Representations*. 2021.
- [28] Chaoyue Liu, Libin Zhu, and Mikhail Belkin. “Loss landscapes and optimization in over-parameterized non-linear systems and neural networks”. In: *Applied and Computational Harmonic Analysis* 59 (2022). Special Issue on Harmonic Analysis and Machine Learning, pp. 85–116. ISSN: 1063-5203.
- [29] Jiaqi Liu et al. “Certified Minimax Unlearning with Generalization Rates and Deletion Capacity”. In: *Thirty-seventh Conference on Neural Information Processing Systems*. 2023.
- [30] Zheyuan Liu et al. “Breaking the Trilemma of Privacy, Utility, and Efficiency via Controllable Machine Unlearning”. In: *Proceedings of the ACM on Web Conference 2024*. WWW ’24. Singapore, Singapore: Association for Computing Machinery, 2024, pp. 1260–1271.
- [31] B. Martinet. “Brève communication. Régularisation d’inéquations variationnelles par approximations successives”. fr. In: *Revue française d’informatique et de recherche opérationnelle. Série rouge* 4.R3 (1970), pp. 154–158. ISSN: 0373-8000, 2777-3515.
- [32] Seth Neel, Aaron Roth, and Saeed Sharifi-Malvajerdi. “Descent-to-Delete: Gradient-Based Methods for Machine Unlearning”. In: *Proceedings of the 32nd International Conference on Algorithmic Learning Theory*. Ed. by Vitaly Feldman, Katrina Ligett, and Sivan Sabato. Vol. 132. Proceedings of Machine Learning Research. PMLR, 2021, pp. 931–962.
- [33] Thanh Tam Nguyen et al. “A survey of machine unlearning”. In: arXiv:2209.02299. arXiv, Sept. 2024.
- [34] Tom J. Pollard et al. “The eICU Collaborative Research Database, a freely available multi-center database for critical care research”. en. In: *Scientific Data* 5.1 (Sept. 2018), p. 180178. ISSN: 2052-4463.
- [35] Xinbao Qiao et al. “Hessian-Free Online Certified Unlearning”. In: *The Thirteenth International Conference on Learning Representations*. 2025.
- [36] Ayush Sekhari et al. “Remember what you want to forget: algorithms for machine unlearning”. In: *Proceedings of the 35th International Conference on Neural Information Processing Systems*. NIPS ’21. 2021.
- [37] Shai Shalev-Shwartz et al. “Stochastic Convex Optimization”. In: *Annual Conference Computational Learning Theory*. 2009.
- [38] Gil I. Shamir, Dong Lin, and Lorenzo Coviello. “Smooth activations and reproducibility in deep networks”. In: *CoRR* abs/2010.09931 (2020). arXiv: [2010.09931](https://arxiv.org/abs/2010.09931).
- [39] Reza Shokri et al. “Membership Inference Attacks Against Machine Learning Models”. In: *2017 IEEE Symposium on Security and Privacy (SP)*. 2017, pp. 3–18.

- [40] Vinith Menon Suriyakumar and Ashia Camage Wilson. “Algorithms that Approximate Data Removal: New Results and Limitations”. In: *Advances in Neural Information Processing Systems*. Ed. by Alice H. Oh et al. 2022.
- [41] Philipp Terhörst et al. “MAAD-Face: A Massively Annotated Attribute Dataset for Face Images”. In: *CoRR* abs/2012.01030 (2020). arXiv: [2012.01030](https://arxiv.org/abs/2012.01030).
- [42] Enayat Ullah et al. “Machine Unlearning via Algorithmic Stability”. In: *CoRR* abs/2102.13179 (2021). arXiv: [2102.13179](https://arxiv.org/abs/2102.13179).
- [43] Xi Wu et al. “Bolt-on Differential Privacy for Scalable Stochastic Gradient Descent-based Analytics”. In: *Proceedings of the 2017 ACM International Conference on Management of Data*. SIGMOD ’17. Chicago, Illinois, USA, 2017, pp. 1307–1322.
- [44] Heng Xu et al. “Machine Unlearning: A Survey”. In: *ACM Comput. Surv.* 56.1 (Aug. 2023). ISSN: 0360-0300.
- [45] Binchi Zhang et al. “Towards Certified Unlearning for Deep Neural Networks”. In: *Forty-first International Conference on Machine Learning*. 2024.
- [46] Jiaqi Zhang et al. “Efficient Private ERM for Smooth Objectives”. In: *Proceedings of the Twenty-Sixth International Joint Conference on Artificial Intelligence, IJCAI-17*. 2017, pp. 3922–3928.

## A Proofs

The proof of Theorem 3.1 is provided in Appendix A.2. The proof of Corollary 3.2 is in Appendix A.2.2.

### A.1 Proof of Lemma 2.1

*Proof.* We have the following lemma from [12].

**Lemma A.1.** [12] *If  $f(\theta)$  is continuously differentiable with  $L$ -Lipschitz gradient,  $-f(\theta) + \frac{L}{2}\|\theta\|^2$  is convex.*

Now we define  $\theta^*$  as the solution to the proximal problem as follows

$$\theta^* = \text{prox}_{-f, \eta}(\theta_{t+1}) = \arg \min_x \{-f(x) + \frac{1}{2\eta}\|x - \theta_{t+1}\|^2\},$$

which is well-defined due to Lemma A.1 and the fact that  $\eta < \frac{1}{L}$ . Then the gradient of the objective function is zero at  $\theta^*$  and thus

$$\begin{aligned} -\nabla f(\theta^*) + \frac{1}{\eta}(\theta^* - \theta_{t+1}) &= 0, \\ \theta^* &= \theta_{t+1} + \eta \nabla f(\theta^*). \end{aligned}$$

□

### A.2 Proof of Theorem 3.1

Like prior work in differential privacy and machine unlearning, our work hinges on the Gaussian mechanism for differential privacy, which ensures  $(\epsilon, \delta)$ -indistinguishability for normal random variables with the same variance.

**Theorem A.2.** [13] *Let  $X \sim \mathcal{N}(\mu, \sigma^2 \mathbb{I}_d)$  and  $Y \sim \mathcal{N}(\mu', \sigma^2 \mathbb{I}_d)$ . Suppose  $\|\mu - \mu'\|_2 \leq \Delta$ . Then for any  $\delta > 0$ ,  $X$  and  $Y$  are  $(\epsilon, \delta)$ -indistinguishable if*

$$\sigma = \frac{\Delta}{\epsilon} \sqrt{2 \log(1.25/\delta)}.$$

Therefore, to prove Theorem 3.1, we need to bound the distance between the output of the unlearning algorithm and the learning algorithm. We can then add a sufficient amount of noise, scaled by this distance, to achieve  $(\epsilon, \delta)$  unlearning.

*Proof.* Let  $Z$  be a dataset of  $m$  data points we would like to unlearn, where  $m < n$ . Let  $\mathcal{D}$  represent the original full dataset and  $\mathcal{D}' = \mathcal{D} \setminus Z$ . Without loss of generality, define

$$\begin{aligned} f_{\mathcal{D}}(\theta) &= \frac{1}{n} \sum_{i=1}^n f_{z_i}(\theta), \\ f_{\mathcal{D}'}(\theta) &= \frac{1}{n-m} \sum_{i=1}^{n-m} f_{z_i}(\theta), \end{aligned}$$

such that we have

$$\begin{aligned} f_{\mathcal{D}} &= \frac{n-m}{n} f_{\mathcal{D}'}(\theta) + \frac{1}{n} \sum_{i=n-m+1}^n f_{z_i}(\theta), \\ f_{\mathcal{D}'} &= \frac{n}{n-m} (f_{\mathcal{D}}(\theta) - \frac{1}{n} \sum_{i=n-m+1}^n f_{z_i}(\theta)). \end{aligned}$$

Let  $\{\theta_t\}_{t=0}^T$  represent the gradient descent iterates of the learning algorithm on  $f_{\mathcal{D}}$ , starting from  $\theta_0$ , and let  $\{\theta'_t\}_{t=0}^T$  be the iterates of the learning algorithm on  $f_{\mathcal{D}'}$ , starting from the same  $\theta_0$ . Then we have

$$\theta_0 = \theta'_0, \tag{7}$$

$$\theta_t = \theta_{t-1} - \eta \nabla f_{\mathcal{D}}(\theta_{t-1}), \tag{8}$$

$$\theta'_t = \theta'_{t-1} - \eta \nabla f_{\mathcal{D}'}(\theta'_{t-1}). \tag{9}$$

Let  $\{\theta_t''\}_{t=0}^K$  represent the gradient descent iterates of the unlearning algorithm starting at  $\theta_0'' = \theta_{T-K}$ . Finally, let  $\tilde{\theta} = \theta_K'' + \xi$  denote the iterate with Gaussian noise added.

We first bound the distance between  $\theta_t$  and  $\theta_t'$  as follows.

**Lemma A.3.** *Let  $\{\theta_t\}_{t=0}^T, \{\theta_t'\}_{t=0}^T$  be defined as in (7). Then*

$$\|\theta_t - \theta_t'\| \leq \frac{2Gm}{Ln} [(1 + \frac{\eta Ln}{n-m})^t - 1].$$

*Proof.* We have

$$\begin{aligned} \nabla f_{\mathcal{D}'}(\theta) &= \frac{n}{n-m} (\nabla f_{\mathcal{D}}(\theta) - \frac{1}{n} \sum_{i=n-m+1}^n \nabla f_{z_i}(\theta)), \\ \theta_t' &= \theta_{t-1}' - \eta \frac{n}{n-m} (\nabla f_{\mathcal{D}}(\theta_{t-1}') - \frac{1}{n} \sum_{i=n-m+1}^n \nabla f_{z_i}(\theta_{t-1}')). \end{aligned}$$

So we have for  $\Delta_t = \theta_t - \theta_t'$ ,

$$\begin{aligned} \Delta_t &= \Delta_{t-1} - \eta \nabla f_{\mathcal{D}}(\theta_{t-1}) + \eta \frac{n}{n-m} (\nabla f_{\mathcal{D}}(\theta) - \frac{1}{n} \sum_{i=n-m+1}^n \nabla f_{z_i}(\theta_{t-1}')), \\ &= \Delta_{t-1} - \eta \nabla f_{\mathcal{D}}(\theta_{t-1}) + \eta \frac{n}{n-m} \nabla f_{\mathcal{D}}(\theta_{t-1}') - \eta \frac{1}{n-m} \sum_{i=n-m+1}^n \nabla f_{z_i}(\theta_{t-1}'), \\ &= \Delta_{t-1} - \eta \nabla f_{\mathcal{D}}(\theta_{t-1}) + \eta \frac{n}{n-m} \nabla f_{\mathcal{D}}(\theta_{t-1}') + \eta \frac{n}{n-m} (\nabla f_{\mathcal{D}}(\theta_{t-1}') - \nabla f_{\mathcal{D}}(\theta_{t-1})) \\ &\quad - \eta \frac{1}{n-m} \sum_{i=n-m+1}^n \nabla f_{z_i}(\theta_{t-1}'), \\ &= \Delta_{t-1} + \eta \frac{m}{n-m} \nabla f_{\mathcal{D}}(\theta_{t-1}) + \eta \frac{n}{n-m} (\nabla f_{\mathcal{D}}(\theta_{t-1}') - \nabla f_{\mathcal{D}}(\theta_{t-1})) - \eta \frac{1}{n-m} \sum_{i=n-m+1}^n \nabla f_{z_i}(\theta_{t-1}'). \end{aligned}$$

After taking the absolute value of each side, we obtain by the triangle inequality

$$\|\Delta_t\| \leq \|\Delta_{t-1}\| + \eta \frac{m}{n-m} \|\nabla f_{\mathcal{D}}(\theta_{t-1})\| + \eta \frac{n}{n-m} \|\nabla f_{\mathcal{D}}(\theta_{t-1}') - \nabla f_{\mathcal{D}}(\theta_{t-1})\| + \eta \frac{1}{n-m} \sum_{i=n-m+1}^n \|\nabla f_{z_i}(\theta_{t-1}')\|.$$

Since the gradient on each data sample is bounded by  $G$ , we have

$$\begin{aligned} \|\Delta_t\| &\leq \|\Delta_{t-1}\| + \eta \frac{m}{n-m} G + \eta \frac{n}{n-m} \|\nabla f_{\mathcal{D}}(\theta_{t-1}') - \nabla f_{\mathcal{D}}(\theta_{t-1})\| - \eta \frac{1}{n-m} \sum_{i=n-m+1}^n G, \\ \|\Delta_t\| &\leq \|\Delta_{t-1}\| + \eta \frac{n}{n-m} \|\nabla f_{\mathcal{D}}(\theta_{t-1}') - \nabla f_{\mathcal{D}}(\theta_{t-1})\| + \frac{2\eta Gm}{n-m}. \end{aligned}$$

By Lipschitz smoothness of the gradient, we have

$$\begin{aligned} \|\Delta_t\| &\leq \|\Delta_{t-1}\| + \eta \frac{n}{n-m} L \|\theta_{t-1}' - \theta_{t-1}\| + \frac{2\eta Gm}{n-m}, \\ \|\Delta_t\| &\leq \|\Delta_{t-1}\| (1 + \frac{\eta Ln}{n-m}) + \frac{2\eta Gm}{n-m}. \end{aligned}$$

Since we have  $\|\Delta_0\| = 0$ , evaluating this recursive relationship yields for  $t > 0$

$$\begin{aligned} \|\Delta_t\| &\leq \frac{2\eta Gm}{n-m} \sum_{i=0}^{t-1} (1 + \frac{\eta Ln}{n-m})^i \\ \|\Delta_t\| &\leq \frac{2\eta Gm}{n-m} \frac{(1 + \frac{\eta Ln}{n-m})^t - 1}{\frac{\eta Ln}{n-m}} \end{aligned}$$

$$\|\Delta_t\| \leq 2Gm \frac{(1 + \frac{\eta Ln}{n-m})^t - 1}{Ln}$$

This bound takes advantage of the difference between  $f_{\mathcal{D}}$  and  $f_{\mathcal{D}'}$  as it decreases with large  $n$ , but it also grows exponentially with the number of iterates.  $\square$

**Lemma A.4.** Let  $\{\theta_t''\}_{t=0}^K$  represent the gradient descent iterates on  $f_{\mathcal{D}'}$  starting at  $\theta_0'' = \theta_{T-K}$  such that

$$\theta_t'' = \theta_{t-1}'' - \eta \nabla f_{\mathcal{D}'}(\theta_{t-1}'')$$

Then

$$\|\theta_T' - \theta_K''\| \leq \|\theta_{T-K}' - \theta_{T-K}'\| (1 + \eta L)^K$$

*Proof.* Let  $\Delta_t' = \theta_{T-K+t}' - \theta_t''$  such that  $\Delta_0' = \|\theta_{T-K}' - \theta_0''\|$  and we bound it as follows

$$\begin{aligned} \Delta_t' &= \theta_{T-K+t}' - \theta_t'' = \theta_{T-K+t-1}' - \eta \nabla f_{\mathcal{D}'}(\theta_{T-K+t-1}') - \theta_{t-1}'' + \eta \nabla f_{\mathcal{D}'}(\theta_{t-1}'') \\ &= \Delta_{t-1}' - \eta \nabla f_{\mathcal{D}'}(\theta_{T-K+t-1}') + \eta \nabla f_{\mathcal{D}'}(\theta_{t-1}'') \\ \|\Delta_t'\| &\leq \|\Delta_{t-1}'\| + \eta \|\nabla f_{\mathcal{D}'}(\theta_{T-K+t-1}') - \nabla f_{\mathcal{D}'}(\theta_{t-1}'')\| \end{aligned}$$

By Lipschitz smoothness

$$\begin{aligned} \|\Delta_t'\| &\leq \|\Delta_{t-1}'\| + L\eta \|\theta_{T-K+t-1}' - \theta_{t-1}''\| \\ \|\Delta_t'\| &\leq (1 + \eta L) \|\Delta_{t-1}'\| \leq \|\Delta_0'\| (1 + \eta L)^t \end{aligned}$$

$\square$

Returning to the algorithm, suppose the learning algorithm has  $T$  iterations and we backtrack for  $K$  iterations. Then the difference between the output of the learning algorithm (without noise) on  $f_{\mathcal{D}'}$  and the unlearning algorithm would be

$$\|\theta_T' - \theta_K''\| \leq \|\Delta_{T-K}\| (1 + \eta L)^K \leq \frac{2mG}{Ln} ((1 + \frac{\eta Ln}{n-m})^{T-K} - 1) (1 + \eta L)^K$$

where the bound on the right hand side decreases monotonically as  $K$  increases from 0 to  $T$ , as shown by the following. Let

$$h(K) = ((1 + \frac{\eta Ln}{n-m})^{T-K} - 1) (1 + \eta L)^K.$$

Then the derivative is

$$h'(K) = (1 + \eta L)^K [((1 + \frac{\eta Ln}{n-m})^{T-K} - 1) \log(1 + \eta L) - (1 + \frac{\eta Ln}{n-m})^{T-K} \log(1 + \frac{\eta Ln}{n-m})],$$

we observe that  $h'(K) < 0$  for  $K \in [0, T]$ . Therefore  $h(K)$  is decreasing.

Therefore by Theorem A.2, to achieve  $\epsilon, \delta$ -unlearning, we need to set the value of  $\sigma$  as follows

$$\sigma = \frac{\|\theta_T' - \theta_K''\| \sqrt{2 \log(1.25/\delta)}}{\epsilon} = \frac{2mG \cdot h(K) \sqrt{2 \log(1.25/\delta)}}{Ln\epsilon}.$$

Now we prove the utility guarantee. For nonconvex smooth functions, we know by standard analysis that for the gradient descent iterates  $\theta_t''$ , we have

$$\frac{\eta}{2} \sum_{t=0}^K \|\nabla f_{\mathcal{D}'}(\theta_t'')\| \leq \sum_{t=0}^K f_{\mathcal{D}'}(\theta_t'') - f_{\mathcal{D}'}(\theta_{t+1}'') = f_{\mathcal{D}'}(\theta_0'') - f_{\mathcal{D}'}(\theta_K'')$$

Now we consider the progress of the iterates  $\theta_t$  on  $f_{\mathcal{D}'}(\theta)$ . By Lipschitz smoothness, we have

$$f_{\mathcal{D}'}(\theta_{t+1}) \leq f_{\mathcal{D}'}(\theta_t) + \langle \nabla f_{\mathcal{D}'}(\theta_t), -\eta \nabla f_{\mathcal{D}}(\theta_t) \rangle + \frac{L}{2} \|\eta \nabla f_{\mathcal{D}}(\theta_t)\|^2$$

We have

$$\begin{aligned}
\nabla f_{\mathcal{D}}(\theta_t) &= \frac{n-m}{n} \nabla f_{\mathcal{D}'}(\theta_t) + \frac{1}{n} \sum_{i=n-m+1}^n \nabla f_{z_i}(\theta_t) \\
f_{\mathcal{D}'}(\theta_{t+1}) &\leq f_{\mathcal{D}'}(\theta_t) - \eta \langle \nabla f_{\mathcal{D}'}(\theta_t), \frac{n-m}{n} \nabla f_{\mathcal{D}'}(\theta_t) + \frac{1}{n} \sum_{i=n-m+1}^n \nabla f_{z_i}(\theta_t) \rangle \\
&\quad + \frac{L\eta^2}{2} \left\| \frac{n-m}{n} \nabla f_{\mathcal{D}'}(\theta_t) + \frac{1}{n} \sum_{i=n-m+1}^n \nabla f_{z_i}(\theta_t) \right\|^2 \\
&\leq f_{\mathcal{D}'}(\theta_t) - \eta \frac{n-m}{n} \|\nabla f_{\mathcal{D}'}(\theta_t)\|^2 - \eta \langle \nabla f_{\mathcal{D}'}(\theta_t), \frac{1}{n} \sum_{i=n-m+1}^n \nabla f_{z_i}(\theta_t) \rangle \\
&\quad + \frac{L\eta^2}{2} \left\| \frac{n-m}{n} \nabla f_{\mathcal{D}'}(\theta_t) + \frac{1}{n} \sum_{i=n-m+1}^n \nabla f_{z_i}(\theta_t) \right\|^2 \\
&\leq f_{\mathcal{D}'}(\theta_t) - \eta \frac{n-m}{n} \|\nabla f_{\mathcal{D}'}(\theta_t)\|^2 - \eta \langle \nabla f_{\mathcal{D}'}(\theta_t), \frac{1}{n} \sum_{i=n-m+1}^n \nabla f_{z_i}(\theta_t) \rangle \\
&\quad + L\eta^2 \left\| \frac{n-m}{n} \nabla f_{\mathcal{D}'}(\theta_t) \right\|^2 + L\eta^2 \left\| \frac{1}{n} \sum_{i=n-m+1}^n \nabla f_{z_i}(\theta_t) \right\|^2 \\
&\leq f_{\mathcal{D}'}(\theta_t) - \eta \frac{n-m}{n} \left(1 - \frac{L\eta(n-m)}{n}\right) \|\nabla f_{\mathcal{D}'}(\theta_t)\|^2 - \eta \langle \nabla f_{\mathcal{D}'}(\theta_t), \frac{1}{n} \sum_{i=n-m+1}^n \nabla f_{z_i}(\theta_t) \rangle \\
&\quad + L\eta^2 \frac{1}{n} \sum_{i=n-m+1}^n \|\nabla f_{z_i}(\theta_t)\|^2 \\
&\leq f_{\mathcal{D}'}(\theta_t) - \eta \frac{n-m}{n} \left(1 - \frac{L\eta(n-m)}{n}\right) \|\nabla f_{\mathcal{D}'}(\theta_t)\|^2 + \eta \frac{G^2 m}{n} + L\eta^2 \frac{mG}{n}
\end{aligned}$$

Let the step size  $\eta$  be bounded such that  $\eta \leq \frac{n}{2(n-m)L}$ , then we have

$$f_{\mathcal{D}'}(\theta_{t+1}) \leq f_{\mathcal{D}'}(\theta_t) - \frac{\eta(n-m)}{2n} \|\nabla f_{\mathcal{D}'}(\theta_t)\|^2 + \frac{\eta G^2 m}{n} + \frac{L\eta^2 G m}{n}$$

Rearrange the terms to get

$$\frac{\eta(n-m)}{2n} \|\nabla f_{\mathcal{D}'}(\theta_t)\|^2 \leq f_{\mathcal{D}'}(\theta_t) - f_{\mathcal{D}'}(\theta_{t+1}) + \frac{\eta G^2 m}{n} + \frac{L\eta^2 G m}{n}$$

Sum from  $t = 0$  to  $T - K - 1$

$$\begin{aligned}
\frac{\eta(n-m)}{2n} \sum_{t=0}^{T-K-1} \|\nabla f_{\mathcal{D}'}(\theta_t)\|^2 &\leq f_{\mathcal{D}'}(\theta_0) - f_{\mathcal{D}'}(\theta_{T-K}) + (T-K-1) \left( \frac{\eta G^2 m}{n} + \frac{L\eta^2 G m}{n} \right) \\
\sum_{t=0}^{T-K-1} \|\nabla f_{\mathcal{D}'}(\theta_t)\|^2 &\leq \frac{2n}{\eta(n-m)} (f_{\mathcal{D}'}(\theta_0) - f_{\mathcal{D}'}(\theta_{T-K}) + (T-K-1) \left( \frac{\eta G^2 m}{n} + \frac{L\eta^2 G m}{n} \right)) \\
\sum_{t=0}^{T-K-1} \|\nabla f_{\mathcal{D}'}(\theta_t)\|^2 &\leq \frac{2n}{\eta(n-m)} (f_{\mathcal{D}'}(\theta_0) - f_{\mathcal{D}'}(\theta_{T-K})) + (T-K-1) \left( \frac{2G^2 m}{n-m} + \frac{2L\eta G m}{n-m} \right)
\end{aligned}$$

From standard analysis of gradient descent on nonconvex functions, we know

$$\begin{aligned}
\eta \sum_{t=0}^K \|\nabla f_{\mathcal{D}'}(\theta_t'')\|^2 &\leq f_{\mathcal{D}'}(\theta_0'') - f_{\mathcal{D}'}(\theta_K'') \\
\sum_{t=0}^K \|\nabla f_{\mathcal{D}'}(\theta_t'')\|^2 &\leq \frac{1}{\eta} (f_{\mathcal{D}'}(\theta_0'') - f_{\mathcal{D}'}(\theta_K''))
\end{aligned}$$



Summing the equations yields

$$\begin{aligned}
& \sum_{t=0}^{T-K-1} \|\nabla f_{\mathcal{D}'}(\theta_t)\|^2 + \sum_{t=0}^K \|\nabla f_{\mathcal{D}'}(\theta_t'')\|^2 \\
& \leq \frac{2n}{\eta(n-m)}(f_{\mathcal{D}'}(\theta_0) - f_{\mathcal{D}'}(\theta_{T-K})) + (T-K-1)\left(\frac{2G^2m}{n-m} + \frac{2L\eta Gm}{n-m}\right) + \frac{1}{\eta}(f_{\mathcal{D}'}(\theta_0'') - f_{\mathcal{D}'}(\theta_K'')) \\
& \leq \frac{2n}{\eta(n-m)}(f_{\mathcal{D}'}(\theta_0) - f_{\mathcal{D}'}(\theta_K'')) + (T-K-1)\left(\frac{2G^2m}{n-m} + \frac{2L\eta Gm}{n-m}\right)
\end{aligned}$$

We can expand  $\|\nabla f_{\mathcal{D}'}(\theta_K'')\|^2$  as follows

$$\begin{aligned}
\|\nabla f_{\mathcal{D}'}(\theta_K'')\|^2 &= \|\nabla f_{\mathcal{D}'}(\tilde{\theta}'')\|^2 + \|\nabla f_{\mathcal{D}'}(\theta_K'')\|^2 - \|\nabla f_{\mathcal{D}'}(\tilde{\theta}'')\|^2 \\
&= \|\nabla f_{\mathcal{D}'}(\tilde{\theta}'')\|^2 + 2\nabla f_{\mathcal{D}'}(\tilde{\theta}'')^T (\nabla f_{\mathcal{D}'}(\theta_K'') - \nabla f_{\mathcal{D}'}(\tilde{\theta}'')) + \|\nabla f_{\mathcal{D}'}(\theta_K'') - \nabla f_{\mathcal{D}'}(\tilde{\theta}'')\|^2 \\
&= \|\nabla f_{\mathcal{D}'}(\tilde{\theta}'')\|^2 + 2\nabla f_{\mathcal{D}'}(\tilde{\theta}'')^T \xi + \|\xi\|^2
\end{aligned}$$

So we have

$$\begin{aligned}
\frac{1}{T} \left[ \sum_{t=0}^{T-K-1} \|\nabla f_{\mathcal{D}'}(\theta_t)\|^2 + \sum_{t=0}^{K-1} \|\nabla f_{\mathcal{D}'}(\theta_t'')\|^2 + \mathbb{E}[\|\nabla f_{\mathcal{D}'}(\tilde{\theta}'')\|^2] \right] &\leq \frac{2n(f_{\mathcal{D}'}(\theta_0) - f_{\mathcal{D}'}(\theta_K''))}{T\eta(n-m)} \\
&\quad + \frac{T-K-1}{T} \left( \frac{2G^2m}{n-m} + \frac{2L\eta Gm}{n-m} \right)
\end{aligned}$$

### A.2.1 Proof of Corollary 3.3

To prove Corollary 3.3, we first need to obtain empirical risk bounds for PL functions. Corollary A.5 states that the empirical risk converges linearly with both  $T$  and  $K$ .

**Corollary A.5.** *Suppose the conditions of Theorem 3.1 hold and in addition,  $f_{\mathcal{D}'}$  satisfies the PL condition with parameter  $\mu$ . Let  $f_{\mathcal{D}'}^*$  represent the global optimal value of  $f_{\mathcal{D}'}$ . Then*

$$\mathbb{E}[f_{\mathcal{D}'}(\tilde{\theta}'')] - f_{\mathcal{D}'}^* \leq L\sqrt{d}\sigma + (1-\eta\mu)^K \frac{G^2m + L\eta Gm}{\mu(n-m)} + \left(1 - \frac{\eta\mu(n-m)}{n}\right)^{T-K} (1-\eta\mu)^K (f_{\mathcal{D}'}(\theta_0) - f_{\mathcal{D}'}^*)$$

where  $\sigma$  is defined in (3) and the expectation is taken with respect to the Gaussian noise added at the end of  $U$ .

*Proof.* As before, we first consider the gradient descent iterates on  $f_{\mathcal{D}'}$ . For  $\mu$ -PL and smooth functions, we know that for the iterates  $\theta_t''$ , we have [25]

$$f_{\mathcal{D}'}(\theta_t'') - f_{\mathcal{D}'}^* \leq (1-\eta\mu)^t (f_{\mathcal{D}'}(\theta_0'') - f_{\mathcal{D}'}^*)$$

Now we track the progress of the iterates  $\theta_t$  on  $f_{\mathcal{D}'}$ . By Lipschitz smoothness and the above analysis, we have

$$\begin{aligned}
f_{\mathcal{D}'}(\theta_{t+1}) - f_{\mathcal{D}'}(\theta_t) &\leq \langle \nabla f_{\mathcal{D}'}(\theta_t), -\eta \nabla f_{\mathcal{D}'}(\theta_t) \rangle + \frac{L}{2} \|\eta \nabla f_{\mathcal{D}'}(\theta_t)\|^2 \\
f_{\mathcal{D}'}(\theta_{t+1}) - f_{\mathcal{D}'}(\theta_t) &\leq -\eta \frac{n-m}{n} \left(1 - \frac{L\eta(n-m)}{n}\right) \|\nabla f_{\mathcal{D}'}(\theta_t)\|^2 + \eta \frac{G^2m}{n} + L\eta^2 \frac{mG}{n}
\end{aligned}$$

Let the step size  $\eta$  be bounded such that  $\eta \leq \frac{n}{2(n-m)L}$ , then we have

$$f_{\mathcal{D}'}(\theta_{t+1}) - f_{\mathcal{D}'}(\theta_t) \leq -\frac{\eta(n-m)}{2n} \|\nabla f_{\mathcal{D}'}(\theta_t)\|^2 + \frac{\eta G^2m}{n} + \frac{L\eta^2 Gm}{n}$$

By the PL inequality, we have

$$\begin{aligned}
f_{\mathcal{D}'}(\theta_{t+1}) - f_{\mathcal{D}'}(\theta_t) &\leq -\frac{\eta\mu(n-m)}{n} (f_{\mathcal{D}'}(\theta_t) - f_{\mathcal{D}'}^*) + \frac{\eta G^2m}{n} + \frac{L\eta^2 Gm}{n} \\
f_{\mathcal{D}'}(\theta_{t+1}) - f_{\mathcal{D}'}^* &\leq \left(1 - \frac{\eta\mu(n-m)}{n}\right) (f_{\mathcal{D}'}(\theta_t) - f_{\mathcal{D}'}^*) + \frac{\eta G^2m}{n} + \frac{L\eta^2 Gm}{n}
\end{aligned}$$

We evaluate this recursive relationship to obtain

$$\begin{aligned}
f_{\mathcal{D}'}(\theta_{t+1}) - f_{\mathcal{D}'}^* &\leq \left(1 - \frac{\eta\mu(n-m)}{n}\right)^{t+1} (f_{\mathcal{D}'}(\theta_0) - f_{\mathcal{D}'}^*) + \frac{1}{n}(\eta G^2 m + L\eta^2 Gm) \sum_{i=0}^t \left(1 - \frac{\eta\mu(n-m)}{n}\right)^i \\
f_{\mathcal{D}'}(\theta_{t+1}) - f_{\mathcal{D}'}^* &\leq \left(1 - \frac{\eta\mu(n-m)}{n}\right)^{t+1} (f_{\mathcal{D}'}(\theta_0) - f_{\mathcal{D}'}^*) + \frac{1}{n}(\eta G^2 m + L\eta^2 Gm) \sum_{i=0}^t \left(1 - \frac{\eta\mu(n-m)}{n}\right)^i \\
&\leq \left(1 - \frac{\eta\mu(n-m)}{n}\right)^{t+1} (f_{\mathcal{D}'}(\theta_0) - f_{\mathcal{D}'}^*) + \frac{1}{n}(\eta G^2 m + L\eta^2 Gm) \frac{n}{\eta\mu(n-m)} \\
f_{\mathcal{D}'}(\theta_{t+1}) - f_{\mathcal{D}'}^* &\leq \left(1 - \frac{\eta\mu(n-m)}{n}\right)^{t+1} (f_{\mathcal{D}'}(\theta_0) - f_{\mathcal{D}'}^*) + \frac{G^2 m + L\eta Gm}{\mu(n-m)} \\
f_{\mathcal{D}'}(\theta_0'') - f_{\mathcal{D}'}^* &= f_{\mathcal{D}'}(\theta_{T-K}) - f_{\mathcal{D}'}^* \leq \left(1 - \frac{\eta\mu(n-m)}{n}\right)^{T-K} (f_{\mathcal{D}'}(\theta_0) - f_{\mathcal{D}'}^*) + \frac{G^2 m + L\eta Gm}{\mu(n-m)} \\
f_{\mathcal{D}'}(\theta_K'') - f_{\mathcal{D}'}^* &\leq \left(1 - \frac{\eta\mu(n-m)}{n}\right)^{T-K} (1 - \eta\mu)^K (f_{\mathcal{D}'}(\theta_0) - f_{\mathcal{D}'}^*) + (1 - \eta\mu)^K \frac{G^2 m + L\eta Gm}{\mu(n-m)} \tag{10}
\end{aligned}$$

By Lipschitz smoothness, we have

$$\begin{aligned}
f_{\mathcal{D}'}(\tilde{\theta}'') - f_{\mathcal{D}'}^* &\leq f_{\mathcal{D}'}(\tilde{\theta}'') - f_{\mathcal{D}'}(\theta_K'') + \left(1 - \frac{\eta\mu(n-m)}{n}\right)^{T-K} (1 - \eta\mu)^K (f_{\mathcal{D}'}(\theta_0) - f_{\mathcal{D}'}^*) \\
&\quad + (1 - \eta\mu)^K \frac{G^2 m + L\eta Gm}{\mu(n-m)} \\
&\leq L\|\tilde{\theta}'' - \theta_K''\| + \left(1 - \frac{\eta\mu(n-m)}{n}\right)^{T-K} (1 - \eta\mu)^K (f_{\mathcal{D}'}(\theta_0) - f_{\mathcal{D}'}^*) \\
&\quad + (1 - \eta\mu)^K \frac{G^2 m + L\eta Gm}{\mu(n-m)} \tag{11} \\
&= L\|\xi\| + \left(1 - \frac{\eta\mu(n-m)}{n}\right)^{T-K} (1 - \eta\mu)^K (f_{\mathcal{D}'}(\theta_0) - f_{\mathcal{D}'}^*) \\
&\quad + (1 - \eta\mu)^K \frac{G^2 m + L\eta Gm}{\mu(n-m)}
\end{aligned}$$

If we take the expectation on both sides with respect to the noise added at the end of the algorithm  $U$ , we have

$$\mathbb{E}[f_{\mathcal{D}'}(\tilde{\theta}'')] - f_{\mathcal{D}'}^* \leq L\sqrt{d}\sigma + \left(1 - \frac{\eta\mu(n-m)}{n}\right)^{T-K} (1 - \eta\mu)^K (f_{\mathcal{D}'}(\theta_0) - f_{\mathcal{D}'}^*) + (1 - \eta\mu)^K \frac{G^2 m + L\eta Gm}{\mu(n-m)}$$

□

Now we can prove Corollary 3.3. Bounds on generalization can be derived using seminal results in algorithmic stability [15]. Prior work on the generalization ability of unlearning algorithms focus on the strongly convex case [36, 35, 29, 42], which feature excess risk bounds for the empirical risk minimizer when the loss is strongly convex [37]. In contrast, algorithms on PL objective functions can at best satisfy pointwise [6] or on-average [27] stability. The following result derives from Theorem 1 of [27]. We utilize the fact that for  $w^* \in \arg \min_{\theta \in \Theta} F(\theta)$ , we have  $\mathbb{E}[f_{\mathcal{D}'}^*] \leq \mathbb{E}[f_{\mathcal{D}'}(w^*)] = F(w^*) = F^*$ , and we also slightly modify the result to include the stronger bounded gradient assumption used in our work.

**Lemma A.6.** [27] For  $F$  defined as  $F(\theta) = \mathbb{E}_{z \sim \mathcal{Z}}[f_z(\theta)]$

and  $\theta$  as the output of an algorithm dependent on  $\mathcal{D}'$ , we have

$$\mathbb{E}[F(\theta) - F^*] \leq \frac{2G^2}{(n-m)\mu} + \frac{L}{2\mu} \mathbb{E}[f_{\mathcal{D}'}(\theta) - f_{\mathcal{D}'}^*].$$

We obtain the result by substituting in (10).

### A.2.2 Proof of Corollary 3.2

We want to determine the value of  $K$  required to maintain a privacy level  $\epsilon$  for a chosen level of noise  $\sigma$ . From (3) we have

$$\epsilon = \frac{h(K)2mG\sqrt{2\log(1.25/\delta)}}{\sigma Ln}$$

Although this does not have an exact explicit solution for  $K(\epsilon)$ , we can bound  $h(K)$  as follows

$$h(K) \leq \left(1 + \frac{\eta Ln}{n-m}\right)^{T-K} - 1 \left(1 + \frac{\eta Ln}{n-m}\right)^K = \left(1 + \frac{\eta Ln}{n-m}\right)^T - \left(1 + \frac{\eta Ln}{n-m}\right)^K$$

Then we have

$$\begin{aligned} \epsilon &\leq \frac{2mG\sqrt{2\log(1.25/\delta)}}{\sigma Ln} \left( \left(1 + \frac{\eta Ln}{n-m}\right)^T - \left(1 + \frac{\eta Ln}{n-m}\right)^K \right) \\ \left(1 + \frac{\eta Ln}{n-m}\right)^K &\leq \left(1 + \frac{\eta Ln}{n-m}\right)^T - \frac{\sigma Ln\epsilon}{2mG\sqrt{2\log(1.25/\delta)}} \\ K &\leq \frac{\log\left(\left(1 + \frac{\eta Ln}{n-m}\right)^T - \frac{\sigma Ln\epsilon}{2mG\sqrt{2\log(1.25/\delta)}}\right)}{\log\left(1 + \frac{\eta Ln}{n-m}\right)} \end{aligned}$$

We therefore obtain a close upper bound on  $K(\epsilon)$  for fixed  $\sigma$ . In practice we can choose  $K$  equal to this bound to ensure the privacy guarantee is achieved. We show in Figure 3 that this bound is close to tight for  $0 < \epsilon \leq 1$  and real-world parameters.

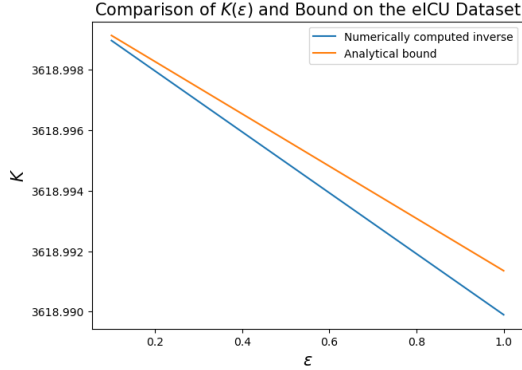


Figure 3: Comparison of  $K(\epsilon)$  and analytically derived bound using real-world parameters from the eICU dataset.

## B Experiments

In Appendix B.1, we review the details of our experimental implementations, including the membership inference attacks (Appendix B.1.1), and baseline methods (Appendix B.1.2). In Appendix B.2, we provide computation time experiments. In Appendix B.3, we present the full versions of Tables 2 and 3, including 1-sigma error bars for the MIA results, and tables for the noiseless version of the certified unlearning algorithms. We review the impact of rewinding on the attack success in Figure 4.

### B.1 Implementation Details

Code is open-sourced at the following anonymized GitHub link: <https://github.com/anonymous-1234567/r2d>.

**Datasets.** We consider two datasets: the eICU Collaborative Database, a large multi-center ICU database [34], and the Lacuna-100 dataset, a subset of the VGGFace2 [4] dataset, which we construct using the MAAD-Face annotations [41] and following the procedure in [19].

The eICU dataset can be obtained after following the instructions at <https://eicu-crd.mit.edu/gettingstarted/access/>. We combine the patient, apacheApsVar, apachePredVar, and apachePatientResult tables to form our dataset, predicting whether the hospital length of stay is longer or shorter than a week with the following predictive variables: ["age", "intubated", "vent", "dialysis", "eyes", "motor", "verbal", "meds", "urine", "wbc", "temperature", "respiratoryrate", "sodium", "heartrate", "meanbp", "ph", "hematocrit", "creatinine", "albumin", "pao2", "pco2", "bun", "glucose", "bilirubin", "fio2", "gender", "admitsource", "admitdiagnosis", "thrombolytics", "aids", "hepaticfailure", "lymphoma", "metastaticcancer", "leukemia", "immunosuppression", "cirrhosis", "diabetes"]

Code for preprocessing the Lacuna-100 dataset is available at the anonymous GitHub repository linked above. The MAAD-Face annotations are available at <https://github.com/pterhoer/MAAD-Face> and the VGG-Face dataset is available at [https://www.robots.ox.ac.uk/~vgg/data/vgg\\_face2/](https://www.robots.ox.ac.uk/~vgg/data/vgg_face2/).

**Model architecture.** We perform experiments on a multilayer perceptron with three hidden layers and a ResNet-18 deep neural network. Because our analysis requires smooth functions, we replace all ReLU activations with SmeLU activations [38]. We also do not use Batch Normalization layers since we want to train with a constant step size. These steps may affect model performance but improve the soundness of our experiments by allowing estimation of the smoothness constant  $L$ .

**Gradient bound estimation.** To estimate the gradient bound  $G$ , we compute the norm of each mini-batch gradient at each step of the training process, and take the maximum of these values as the estimate.

**Lipschitz constant estimation.** To estimate the Lipschitz constant  $L$ , we perturb the model weights after training by Gaussian noise with  $\sigma = 0.01$ , and we estimate the Lipschitz constant by computing

$$\hat{L} = \frac{\|\theta_1 - \theta_2\|}{\|\nabla f(\theta_1) - \nabla f(\theta_2)\|}.$$

We sample 100 perturbed weight samples and take the maximum of all the estimates  $\hat{L}$  to be our Lipschitz constant.

Table 4: R2D Experiment parameters for the eICU and Lacuna-100 datasets.

Experiment Parameter	eICU and MLP	Lacuna-100 and ResNet-18
Size of training dataset $n$	94449	32000
Number of users	119282	100
Percent data unlearned	$\sim 1\%$	$\sim 2\%$
Number of model parameters $d$	136386	11160258
Batch size	2048	512
$L$	0.2065	
$G$	0.5946	
$\eta$	0.01	0.01
Number of training epochs	78	270

**Model selection.** To simulate real-world practices, we perform model selection during the initial training on the full dataset by training until the validation loss converges, and then selecting the model parameters with the lowest validation loss. We treat the selected iteration as the final training iterate.

**Unlearning metrics.** Many prior works solely use the error on the unlearned dataset as an unlearning metric, theorizing that the model should perform poorly on data it has never seen before. However, this is questionable in our context. For example, for Lacuna-100, unlearning a user’s facial data does not preclude the model from correctly classifying their gender later, especially if the user’s photos are clear and easily identifiable. Moreover, since the unlearned data contains a small subset of the users in the training data, it is also likely to have lower variance. As a result, the unlearned model may even perform better on the unlearned data than on the training data, which is shown to be true for the eICU dataset. We therefore consider the performance on the unlearned data before and after unlearning (as shown in Figure 1g).

**Hardware.** All experiments were run using PyTorch 2.5.1 and CUDA 12.4, either on an Intel(R) Xeon(R) Silver 4214 CPU (2.20GHz) with an NVIDIA GeForce RTX 2080 (12 GB) or on an Intel(R) Xeon(R) Silver 4208 CPU (2.10GHz) with an NVIDIA RTX A6000 GPU (48 GB). Almost all experiments require less than 8 GB of GPU VRAM, except for running the HF algorithm on the Lacuna-100 dataset, which requires at least 29 GB of GPU VRAM to implement the scaled-down version.

**Additional details.** We use the same Gaussian noise vector for unlearned R2D under the same seed, rescaled to different standard deviations. We found that using unique noise for every hyperparameter combination resulted in similar but noisier trends. When initialized with the same seed, the `torch.randn` method outputs the same noise vector rescaled by the standard deviation. We use a different seed for the original model perturbations.

### B.1.1 Membership Inference Attacks

**Implementation.** We conduct MIAs to assess if information about the unlearned data is retained in the model weights and reflected in the model outputs. Prior works typically perform the attack comparing the unlearned dataset and the test dataset, the latter of which represents data previously unseen by the model. However, in our setting, the model may perform well on users present in both the training data and the test data, while performing poorly on the users that are unlearned. It is therefore more appropriate to conduct the membership inference attack on out-of-distribution (OOD) data that contains data from *users* absent from the training data. For the Lacuna-100 dataset, which has fewer users and many samples per user, we construct an OOD dataset using an additional 100 users from the VGGFace2 database. For the eICU dataset, which has many users and a few samples per user, we construct the OOD dataset from data from the test set belonging to users not present in the training set.

We perform two different types of MIAs: the classic MIA approach based on [39], and an advanced attack tailored to the unlearning setting based on [8] (MIA-U). For both problem settings, we combine a subsample of the constructed OOD set with the unlearned set to form a 50-50 balanced training set for the attack model. We train a logistic regression model to perform binary classification, and we measure the success of the MIA by the attack model AUC on the data samples, computed via  $k$ -fold cross-validation ( $k = 5$ ) repeated 10 times. For the classic MIA, we also repeat undersampling 100 times to stabilize the performance. We provide error bars for the MIA results in Appendix B.3.

The classic MIA considers the output of the unlearned model on the data. For the eICU setting, we consider the loss on the data, and for Lacuna-100, we consider the loss and logits on the data. The MIA-U leverages both the outputs of the unlearned and the original model, computing either a difference or a concatenation of the two posteriors to pass to the attack model. We found that using the Euclidean distance was most effective at preventing overfitting and improving the performance of the attack, which aligns with the observations of [8]. To study the effects of the MIA-U for certified unlearning, we add noise to both the original model and unlearned model before performing the attack. Both [45] and [35] address a weaker yet technically equivalent definition of certified unlearning, introduced in [36], that only considers indistinguishability with respect to the output of the unlearning algorithms, with or without certain data samples, as opposed to the definition used in our work, which considers indistinguishability with respect to the learning algorithm and the unlearning algorithm. As a result, neither [45] nor [35] require adding noise during the initial learning process, which may lead to a *more* successful MIA. However, their theoretical results naturally extend to the strong definition used in our paper, so for a fair comparison, we add noise to the original models of the other certified unlearning algorithms. Despite this, our algorithm still outperforms other certified unlearning algorithms in defending against the attacks.

**Additional Discussion of MIAs.** Although MIAs are a standard tool for testing user privacy and unlearning, we observe that they are an imperfect metric. MIAs are highly sensitive to distributional differences due to the non-uniform sampling of the unlearned data, and this sensitivity is stronger when the model performs well. This may explain why the MIA performs well even for the fully retrained model, but is less successful on any of the certified methods that require adding uniform noise. It also explains why the attacks are weaker on the eICU dataset than on the Lacuna-100 dataset, since the model on the former dataset achieves a lower accuracy than on the latter.

On the flip side, MIAs can also react to distributional differences with deceptively good performance. For example, for very large  $\sigma$ , the perturbed model may perform poorly by classifying all data in a

single class. If the class distribution in the unlearned dataset is different from the class distribution in the non-training dataset, the MIA may succeed by simply identifying the majority class in the unlearned dataset. To counter this effect, we ensure that the OOD dataset used for MIA and the unlearned dataset have the same class distribution. This nonlinear relationship is captured in the Classic MIA plot in Figure 1c, which shows that the Attack AUC is highest for very large or very small  $\sigma$ .

Ultimately, our results suggest that some caution is required when using MIAs to evaluate unlearning, especially in the real world where models may not be extremely well-performing or data may not be i.i.d. We find that the MIAs are generally less successful in our non-i.i.d. setting compared to the standard settings of other papers. A future direction of this research is developing a specialized MIA for the OOD setting presented in this paper.

### B.1.2 Baseline Methods

To implement the certified baseline methods, we use our estimated values of  $L$  and  $G$  when applicable, and we choose the step size and batch size so that the learning algorithms are sufficiently converged for our problems. For other parameters, such as minimum Hessian eigenvalue or Hessian Lipschitz constant, we use the values in the original works. We trained each unique learning algorithm on each dataset until convergence before adding noise. Tables 9 and 11 report the AUC of the noiseless trained models of the certified algorithms, showing that they achieve comparable performance prior to unlearning. Since HF requires  $O(nd)$  storage (and  $O(ndT)$  storage during training to compute the unlearning vectors), which is impractically large for our datasets and models, we follow their precedent and employ a scaled-down  $O(md)$  version that only computes the vectors for the samples we plan to unlearn.

Table 5: Experiment parameters of HF and CNS for the eICU and Lacuna-100 datasets.

Experiment Parameter	eICU	Lacuna-100
<b>Hessian-Free Unlearning</b>		
Batch size	512	256
$\eta_0$	0.1	0.1
Step size decay	0.995	0.995
Gradient norm clipping	5	5
Number of training epochs	15	25
Optimizer	SGD	SGD
<b>Constrained Newton Step</b>		
Batch size	128	128
$\eta$	0.001	0.001
Weight decay	0.0005	0.0005
Parameter norm constraint $R$	10	21
Number of training epochs	30	30
Convex constant $\lambda$	200	2,000
Hessian scale $H$	50,000	50,000
Optimizer	Adam	Adam

Table 5 shows the parameters used for implementing the certified unlearning baselines. Additional information can be found in the GitHub repository. The implementation of [45] is based on code from <https://github.com/zhangbinchi/certified-deep-unlearning>, and the implementation of [35] is based on code from <https://github.com/XinbaoQiao/Hessian-Free-Certified-Unlearning>.

The implementations of the non-certified baseline methods are also available in the GitHub repository. The hyperparameters for these methods are as follows:

- Finetune: 10 epochs
- Fisher Forgetting:  $\alpha=1e-6$  for eICU,  $\alpha=1e-8$
- SCRUB: See the following notebooks in the GitHub repository for full SCRUB hyperparameters, including `lacuna_baseline_implementation.ipynb` and `eicu_baseline_implementation.ipynb`.

## B.2 Computation Time Experiments

Because we desire machine unlearning algorithms that achieve a computational advantage over training from scratch, it is useful to compare the amount of time required for learning and unlearning for different algorithms. The results in Table 6 and 7 demonstrate that R2D unlearning is significantly more computationally efficient than HF and is competitive compared CNS. These results were achieved on an NVIDIA RTX A6000 GPU (48 GB). As expected based on its straightforward algorithmic structure, the unlearning time of R2D is proportional to the number of rewind iterations.

Although these results depend on our implementation of the learning algorithms of HF and CNS, we observe that as shown in Table 5, we use fewer training iterations for HF compared to R2D. Despite this, HF requires *22-88 times more* compute time during learning, highlighting the benefits of black-box algorithms that dovetail with standard training practices and do not require complicated data-saving procedures. Similarly, CNS also requires fewer training iterations than R2D because it allows the use of advanced optimization techniques like momentum and regularization. However, because CNS unlearning requires an expensive second-order operation independent of the training process, it only displays a moderate computational advantage on the Lacuna-100 dataset and no advantage on the eICU dataset. In contrast, by construction R2D unlearning will *always* require less computation than learning, demonstrating the benefits of a cheap first-order approach.

Table 6: Comparison of computation time on the eICU dataset, with 23% or 49% of training iterations for R2D.

Algorithm	Learning Time	Unlearning Time
Rewind-to-Delete (R2D), 23%	230.76 sec	58.48 sec
Rewind-to-Delete (R2D), 49%	230.76 sec	113.69 sec
Hessian-Free (HF)	5.65 hours	0.01 sec
Constrained Newton Step (CNS)	266.0 sec	293.6 sec

Table 7: Comparison of computation time on the Lacuna-100 dataset, with 19% or 44% of training iterations for R2D.

Algorithm	Learning Time	Unlearning Time
Rewind-to-Delete (R2D), 19%	4.57 hours	0.91 hours
Rewind-to-Delete (R2D), 44%	4.57 hours	2.06 hours
Hessian-Free (HF)	4.23 days	0.00 hours
Constrained Newton Step (CNS)	0.58 hours	0.32 hours

## B.3 Additional Results

In this section, we provide additional experimental results, including full version of Tables 2 and 3 in Tables 8 and 10. For additional comparison purposes, we also provide metrics computed on the *noiseless* version of the certified unlearning methods in Tables 9 and 11. We include the standard deviation (1-sigma error) of the MIA scores over all  $k$ -fold cross-validation trials.

Figure 4 shows the MIA scores decreasing as the rewind percent increases, demonstrating that the attacks become less successful with more unlearning steps. This suggests that the rewinding step is important for erasing information about the data even without noise disguising the output of the unlearning algorithm. Nonetheless, Figure 4 also shows that a small perturbation consistently reduces the effectiveness of the membership attack. Finally, we observe that the MIA are generally more successful on the Lacuna-100 dataset than on the eICU dataset. This may be because the eICU dataset is noisier and the models are trained to a lower level of accuracy, leading to errors in classification that are passed to the attack model.

## C Limitations

In this section, we discuss some limitations of our work. First, we observe that while theoretically we can achieve any level of noise and privacy by controlling  $K$ , the number of unlearning steps, the

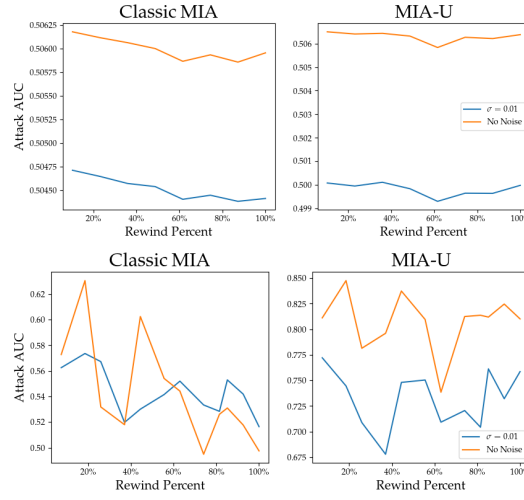


Figure 4: MIA scores for the eICU dataset (top) and the Lacuna-100 dataset (bottom).

Table 8: Comparison of Unlearning Algorithms on the eICU Dataset

Algorithm	Model AUC				MIA AUC	
	$\mathcal{D}_{ood}$	$\mathcal{D}_{retain}$	$\mathcal{D}_{unlearn}$	$\mathcal{D}_{test}$	Classic MIA	MIA-U
<b>Original Models</b>						
HF	0.7365	0.7490	0.7614	0.7472		
CNS	0.7519	0.7628	0.7860	0.7602		
R2D (with noise)	0.7207	0.7329	0.7458	0.7316		
<b>Certified Methods (<math>\sigma = 0.01</math>)</b>						
HF	0.7361	0.7476	0.7587	0.7465	$0.5078 \pm 0.0260$	$0.5108 \pm 0.0202$
CNS	0.7517	0.7622	0.7848	0.7601	$0.5145 \pm 0.0283$	$0.5144 \pm 0.0252$
R2D 10%	0.7220	0.7335	0.7444	0.7327	$0.5047 \pm 0.0283$	$0.5001 \pm 0.0255$
R2D 23%	0.7220	0.7334	0.7442	0.7327	$0.5046 \pm 0.0283$	$0.5000 \pm 0.0255$
R2D 36%	0.7220	0.7334	0.7441	0.7327	$0.5046 \pm 0.0283$	$0.5001 \pm 0.0255$
R2D 49%	0.7219	0.7334	0.7441	0.7326	$0.5045 \pm 0.0283$	$0.4998 \pm 0.0255$
R2D 74%	0.7219	0.7333	0.7439	0.7326	$0.5044 \pm 0.0283$	$0.4997 \pm 0.0255$
R2D 87%	0.7218	0.7333	0.7438	0.7325	$0.5044 \pm 0.0283$	$0.4996 \pm 0.0254$
R2D 100%	0.7217	0.7331	0.7437	0.7323	$0.5044 \pm 0.0283$	$0.5000 \pm 0.0253$
<b>Noiseless Retrain (R2D 100%)</b>	0.7210	0.7335	0.7447	0.7321	$0.5060 \pm 0.0285$	$0.5064 \pm 0.0241$
<b>Non-certified Methods</b>						
Finetune	0.7225	0.7352	0.7463	0.7337	$0.5063 \pm 0.0286$	$0.5066 \pm 0.0248$
Fisher Forgetting	0.7201	0.7310	0.7482	0.7302	$0.5114 \pm 0.0289$	$0.5102 \pm 0.0221$
SCRUB	0.7211	0.7336	0.7450	0.7322	$0.5060 \pm 0.0285$	$0.5056 \pm 0.0247$



Table 9: Certified Unlearning Algorithms without Noise ( $\epsilon = \infty$ ) on the eICU Dataset

Algorithm	Model AUC				MIA AUC	
	$\mathcal{D}_{ood}$	$\mathcal{D}_{retain}$	$\mathcal{D}_{unlearn}$	$\mathcal{D}_{test}$	Classic MIA	MIA-U
<b>Original Models</b>						
HF	0.7365	0.7490	0.7614	0.7472		
CNS	0.7519	0.7628	0.7860	0.7602		
R2D	0.7211	0.7337	0.7451	0.7322		
<b>Certified Methods (<math>\sigma = 0</math>)</b>						
HF	0.7365	0.7490	0.7612	0.7472	0.5078 $\pm$ 0.0260	0.5135 $\pm$ 0.0195
CNS	0.7521	0.7630	0.7862	0.7604	0.5143 $\pm$ 0.0280	0.5138 $\pm$ 0.0254
R2D 10%	0.7214	0.7339	0.7452	0.7325	0.5062 $\pm$ 0.0286	0.5065 $\pm$ 0.0243
R2D 23%	0.7213	0.7338	0.7450	0.7324	0.5061 $\pm$ 0.0286	0.5064 $\pm$ 0.0244
R2D 36%	0.7213	0.7338	0.7450	0.7324	0.5061 $\pm$ 0.0286	0.5064 $\pm$ 0.0242
R2D 49%	0.7212	0.7338	0.7449	0.7324	0.5060 $\pm$ 0.0285	0.5063 $\pm$ 0.0244
R2D 74%	0.7212	0.7337	0.7449	0.7323	0.5059 $\pm$ 0.0285	0.5063 $\pm$ 0.0244
R2D 87%	0.7212	0.7337	0.7448	0.7323	0.5059 $\pm$ 0.0285	0.5062 $\pm$ 0.0244
Noiseless Retrain (R2D 100%)	0.7210	0.7335	0.7447	0.7321	0.5060 $\pm$ 0.0285	0.5064 $\pm$ 0.0241

Table 10: Comparison of Unlearning Algorithms on the Lacuna-100 Dataset

Algorithm	Model AUC				MIA AUC	
	$\mathcal{D}_{ood}$	$\mathcal{D}_{retain}$	$\mathcal{D}_{unlearn}$	$\mathcal{D}_{test}$	Classic MIA	MIA-U
<b>Original Models</b>						
HF	0.9392	0.9851	0.9746	0.9737		
CNS	0.9497	0.9983	0.9956	0.9856		
R2D (with noise)	0.9106	0.9719	0.9742	0.9591		
<b>Certified Methods (<math>\sigma = 0.01</math>)</b>						
HF	0.9327	0.9757	0.9555	0.9652	0.4949 $\pm$ 0.0381	0.8461 $\pm$ 0.0179
CNS	0.9475	0.9977	0.9949	0.9847	0.6023 $\pm$ 0.0346	0.8482 $\pm$ 0.0217
R2D 7%	0.9090	0.9606	0.9238	0.9478	0.5625 $\pm$ 0.0351	0.7721 $\pm$ 0.0211
R2D 19%	0.9120	0.9728	0.9407	0.9559	0.5735 $\pm$ 0.0347	0.7446 $\pm$ 0.0277
R2D 26%	0.8889	0.9313	0.8580	0.9266	0.5672 $\pm$ 0.0350	0.7089 $\pm$ 0.0278
R2D 37%	0.9055	0.9683	0.9269	0.9525	0.5197 $\pm$ 0.0354	0.6779 $\pm$ 0.0341
R2D 44%	0.9151	0.9752	0.9290	0.9621	0.5300 $\pm$ 0.0342	0.7481 $\pm$ 0.0245
R2D 56%	0.8897	0.9634	0.9215	0.9440	0.5414 $\pm$ 0.0342	0.7504 $\pm$ 0.0247
R2D 63%	0.9018	0.9594	0.8411	0.9426	0.5519 $\pm$ 0.0358	0.7092 $\pm$ 0.0290
R2D 74%	0.9082	0.9712	0.8998	0.9534	0.5333 $\pm$ 0.0342	0.7206 $\pm$ 0.0257
R2D 81%	0.8955	0.9648	0.9059	0.9463	0.5284 $\pm$ 0.0343	0.7043 $\pm$ 0.0213
R2D 85%	0.9010	0.9672	0.9072	0.9509	0.5529 $\pm$ 0.0336	0.7613 $\pm$ 0.0233
R2D 93%	0.9136	0.9701	0.8814	0.9528	0.5418 $\pm$ 0.0339	0.7322 $\pm$ 0.0216
R2D 100%	0.8932	0.9589	0.8868	0.9407	0.5164	0.7586
Noiseless Retrain (R2D 100%)	0.9406	1.0000	0.9460	0.9840	0.4974 $\pm$ 0.0343	0.8101 $\pm$ 0.0262
<b>Non-certified Methods</b>						
Finetune	0.9403	0.9997	0.9975	0.9854	0.6013 $\pm$ 0.0335	0.8497 $\pm$ 0.0233
Fisher Forgetting	0.9398	0.9982	0.9986	0.9831	0.5814 $\pm$ 0.0342	0.8735 $\pm$ 0.0191
SCRUB	0.9391	0.9989	0.9999	0.9845	0.6179 $\pm$ 0.0331	0.8586 $\pm$ 0.0239

Table 11: Certified Unlearning Algorithms without Noise ( $\epsilon = \infty$ ) on the Lacuna-100 Dataset

Algorithm	Model AUC				MIA AUC	
	$\mathcal{D}_{ood}$	$\mathcal{D}_{retain}$	$\mathcal{D}_{unlearn}$	$\mathcal{D}_{test}$	Classic MIA	MIA-U
<b>Original Models</b>						
HF	0.9392	0.9851	0.9746	0.9737		
CNS	0.9497	0.9983	0.9956	0.9856		
R2D	0.9391	0.9989	0.9993	0.9844		
<b>Certified Methods (<math>\sigma = 0</math>)</b>						
HF	0.9393	0.9852	0.9744	0.9738	$0.4949 \pm 0.0381$	$0.8360 \pm 0.0185$
CNS	0.9497	0.9984	0.9957	0.9857	$0.5896 \pm 0.0349$	$0.9674 \pm 0.0084$
R2D 7%	0.9307	0.9903	0.9677	0.9741	$0.5727 \pm 0.0333$	$0.8112 \pm 0.0239$
R2D 19%	0.9379	0.9992	0.9732	0.9828	$0.6305 \pm 0.0337$	$0.8475 \pm 0.0229$
R2D 26%	0.9179	0.9582	0.8833	0.9506	$0.5318 \pm 0.0398$	$0.7815 \pm 0.0243$
R2D 37%	0.9317	0.9959	0.9598	0.9777	$0.5179 \pm 0.0354$	$0.7961 \pm 0.0265$
R2D 44%	0.9368	0.9980	0.9518	0.9815	$0.6024 \pm 0.0335$	$0.8374 \pm 0.0216$
R2D 56%	0.9406	1.0000	0.9567	0.9860	$0.5541 \pm 0.0335$	$0.8096 \pm 0.0245$
R2D 63%	0.9260	0.9917	0.8870	0.9720	$0.5442 \pm 0.0336$	$0.7385 \pm 0.0267$
R2D 74%	0.9387	1.0000	0.9381	0.9856	$0.4948 \pm 0.0352$	$0.8125 \pm 0.0262$
R2D 81%	0.9391	0.9999	0.9486	0.9843	$0.5261 \pm 0.0348$	$0.8137 \pm 0.0262$
R2D 85%	0.9337	0.9987	0.9475	0.9827	$0.5309 \pm 0.0361$	$0.8119 \pm 0.0253$
R2D 93%	0.9389	0.9968	0.9385	0.9801	$0.5177 \pm 0.0352$	$0.8246 \pm 0.0194$
<b>Noiseless Retrain (R2D 100%)</b>	0.9406	1.0000	0.9460	0.9840	$0.4974 \pm 0.0343$	$0.8101 \pm 0.0262$

value of  $\sigma$  decreases very slowly with more rewinding, as shown in Figure 1f. This stands in contrast to results in convex unlearning, where the noise may decay exponentially with  $K$ . See Appendix E for more discussion.

Second, since in practice full-batch gradient descent is too computationally demanding for all but the smallest datasets, we closely approximate this setting using mini-batch gradient descent with a very large batch size. This approximation and others (like estimation of  $L$  and  $G$ ) introduce some imprecision into the level of certification, although the general principle of achieving probabilistic indistinguishability via Gaussian perturbation still holds. In addition, the large batch size slows down training, as the optimizer takes a long time to escape saddle points and converge to well-generalizing minima. Moreover, because we require constant step size, we also lose the benefits of advanced optimization techniques such as Adam, momentum, or batch normalization, all of which improve convergence speed and model performance. Developing certified unlearning algorithms for stochastic gradient descent and adaptive learning rates is a future direction of our work.

Third, we note that in the experimental settings we consider, we only achieve reasonable model utility at very high levels of  $\epsilon$ , which may not be used in practice. This is true for all certified unlearning algorithms considered in this paper, as shown in Figure 1b and 1e. Therefore in this regime,  $\epsilon$  just represents a relative calibration of privacy rather than a specific theoretical meaning.

Finally, we note that while certified unlearning methods do leverage Gaussian perturbation to defend against membership inference attacks successfully, this comes at a cost to model performance. The non-certified algorithms tend have higher MIA scores but also better model performance.

## D Broader Impacts

This paper expands on existing work in machine unlearning, which has the potential to improve user privacy and remove the influence of corrupted, biased, or mislabeled data from machine learning models. However, additional investigation may be necessary to determine the effectiveness of these algorithms in the real world.

## E Additional Discussion of Related Work

To review, our algorithm is a first-order, black-box algorithm that provides  $(\epsilon, \delta)$  unlearning while also maintaining performance and computational efficiency. In this section, we provide an in-depth

comparison our algorithmic differences with existing convex and nonconvex certified unlearning algorithms (Table 12). These algorithms all involve injecting some (Gaussian) noise to render the algorithm outputs probabilistically indistinguishable, whether it is added to the objective function, to the final model weights, or at each step of the training process.

Algorithm	Standard Deviation of Injected Gaussian Noise	Bounded $\ \theta\  < R$ ?
Newton Step [22]	$\sigma = \frac{4LG^2\sqrt{2\log(1.5/\delta)}}{\lambda^2(n-1)\epsilon}$	No
Descent-to-delete (D2D) [32]	$\sigma = \frac{4\sqrt{2}M(\frac{L-\lambda}{L+\lambda})^K}{\lambda n(1 - (\frac{L-\lambda}{L+\lambda})^K)(\sqrt{\log(1/\delta)} + \epsilon - \sqrt{\log(1/\delta)})}$	No
Langevin Unlearning [11]	No closed-form solution for $\sigma$ in terms of $\epsilon, \delta$	Yes
Constrained Newton Step (CNS) [45]	$\sigma = \frac{\left(\frac{2R(PR+\lambda)}{\lambda+\lambda_{\min}} + \frac{32\sqrt{\log(d/\rho)}}{\lambda+\lambda_{\min}} + \frac{1}{8}\right)LR\sqrt{2\log(1.25/\delta)}}{\epsilon}$	Yes
Hessian-Free unlearning (HF) [35]	$\sigma = 2\eta G \frac{\sqrt{2\log(1.25/\delta)}}{\epsilon} \zeta_T^{-U}$	No
<b>Our Work (R2D)</b>	$\sigma = \frac{2mG \cdot h(K)\sqrt{2\log(1.25/\delta)}}{Ln\epsilon}$	No

Table 12: Comparison of certified unlearning algorithms and their noise guarantees. We denote  $K$  as the number of unlearning iterates,  $\lambda$  as the regularization constant or strongly convex parameter,  $M$  as the Lipschitz continuity parameter, and  $d$  as the model parameter dimension. In addition,  $R$  is the parameter norm constraint. For [45],  $P$  represents the Lipschitz constant of the Hessian,  $\lambda_{\min}$  represents the minimum eigenvalue of the Hessian, and  $\rho$  represents a probability less than 1. For [35],  $\zeta_T^{-U}$  is a constant dependent on the upper and lower bounds of the Hessian spectrum that grows with the number of learning iterates  $T$  for nonconvex objective functions.

We are interested in comparing the noise-unlearning tradeoff of each of these algorithms. The second column of Table 12 lists the standard deviation  $\sigma$  in terms of  $\epsilon, \delta$ , and other problem parameters for the other certified unlearning algorithms. Our result is analogous to that of [32], due to algorithmic similarities such as weight perturbation at the end of training. However, the required noise in [32] decays exponentially with unlearning iterations, while our noise decreases more slowly with increasing  $K$  for our algorithm. This difference is because [32] considers strongly convex functions, where trajectories are attracted to a global minimum.

The third column of Table 12 highlights an additional advantage our algorithm has over existing approaches. Our theoretical guarantees do not require a uniform bound on the model weights  $\|\theta\| \leq R$ , nor does  $\sigma$  depend on  $R$ , in contrast to [11] and [45]. Both [45, 11] require a bounded feasible parameter set, which they leverage to provide a loose bound on the distance between the retraining and unlearning outputs dependent on the parameter set radius  $R$ . However, this yields excessive noise requirements, with the standard deviation  $\sigma$  scaling linearly or polynomially with  $R$ . For example, a similar scaling with  $R$  can be achieved by a random selection of feasible weights. Suppose we have an arbitrary learning algorithm that outputs some model weights  $\theta$  perturbed by Gaussian noise  $\xi \sim \mathcal{N}(0, \sigma^2 \mathbb{I}_d)$  and an arbitrary unlearning algorithm that also outputs some other model weights  $\theta'$  perturbed by Gaussian noise  $\xi' \sim \mathcal{N}(0, \sigma^2 \mathbb{I}_d)$ . Then we have

$$\tilde{\theta} = \theta + \xi$$

$$\begin{aligned}\tilde{\theta}' &= \theta' + \xi' \\ \|\theta - \theta'\| &\leq 2R.\end{aligned}$$

Then by Theorem A.2, our unlearning algorithm is  $(\epsilon, \delta)$  unlearning as long as

$$\sigma \geq \frac{2R\sqrt{2\log(1.25/\delta)}}{\epsilon}.$$

In conclusion, an algorithm that outputs arbitrary weights in the feasible set can obtain unlearning with  $\sigma = O(R)$ , which is of the same order as the dependencies in [11] and [45].

Our work shares similarities with [11], a first-order white-box algorithm that uses noisy projected gradient descent to achieve certified unlearning, leveraging the existence and uniqueness of the limiting distribution of the training process as well as the boundedness of the projection set. Their guarantee shows that the privacy loss  $\epsilon$  decays exponentially with the number of unlearning iterates. However,  $\sigma$ , the noise added at each step, is defined implicitly with no closed-form solution. We can only assert that for a fixed number of iterations  $K$ ,  $\sigma$  must be at least  $O(R)$  to obtain  $\epsilon = O(1)$ . Because  $\sigma$  cannot be defined explicitly, it is difficult to implement this algorithm for a desired  $\epsilon$ . For example, when performing experiments for the strongly convex setting, which is a simpler mathematical expression, they require an additional subroutine to find the smallest  $\sigma$  that satisfies the target  $\epsilon$ . As for the nonconvex setting, they state that "the non-convex unlearning bound... currently is not tight enough to be applied in practice due to its exponential dependence on various hyperparameters."

## NeurIPS Paper Checklist

### 1. Claims

Question: Do the main claims made in the abstract and introduction accurately reflect the paper's contributions and scope?

Answer: [\[Yes\]](#)

Justification: The abstract and introduction highlight the context of our work and the essential contribution, which is developing a first-order, black-box certified unlearning algorithm with theoretical guarantees on nonconvex functions. We also review the experimental design, explain why it is novel, and correctly summarize the results.

Guidelines:

- The answer NA means that the abstract and introduction do not include the claims made in the paper.
- The abstract and/or introduction should clearly state the claims made, including the contributions made in the paper and important assumptions and limitations. A No or NA answer to this question will not be perceived well by the reviewers.
- The claims made should match theoretical and experimental results, and reflect how much the results can be expected to generalize to other settings.
- It is fine to include aspirational goals as motivation as long as it is clear that these goals are not attained by the paper.

### 2. Limitations

Question: Does the paper discuss the limitations of the work performed by the authors?

Answer: [\[Yes\]](#)

Justification: We discuss the limitations of our work in Appendix C.

Guidelines:

- The answer NA means that the paper has no limitation while the answer No means that the paper has limitations, but those are not discussed in the paper.
- The authors are encouraged to create a separate "Limitations" section in their paper.
- The paper should point out any strong assumptions and how robust the results are to violations of these assumptions (e.g., independence assumptions, noiseless settings, model well-specification, asymptotic approximations only holding locally). The authors should reflect on how these assumptions might be violated in practice and what the implications would be.
- The authors should reflect on the scope of the claims made, e.g., if the approach was only tested on a few datasets or with a few runs. In general, empirical results often depend on implicit assumptions, which should be articulated.
- The authors should reflect on the factors that influence the performance of the approach. For example, a facial recognition algorithm may perform poorly when image resolution is low or images are taken in low lighting. Or a speech-to-text system might not be used reliably to provide closed captions for online lectures because it fails to handle technical jargon.
- The authors should discuss the computational efficiency of the proposed algorithms and how they scale with dataset size.
- If applicable, the authors should discuss possible limitations of their approach to address problems of privacy and fairness.
- While the authors might fear that complete honesty about limitations might be used by reviewers as grounds for rejection, a worse outcome might be that reviewers discover limitations that aren't acknowledged in the paper. The authors should use their best judgment and recognize that individual actions in favor of transparency play an important role in developing norms that preserve the integrity of the community. Reviewers will be specifically instructed to not penalize honesty concerning limitations.

### 3. Theory assumptions and proofs

Question: For each theoretical result, does the paper provide the full set of assumptions and a complete (and correct) proof?

Answer: [\[Yes\]](#)

Justification: We provide the assumptions in the statement of each theoretical result, and we provide proofs for all results in Appendix A.

Guidelines:

- The answer NA means that the paper does not include theoretical results.
- All the theorems, formulas, and proofs in the paper should be numbered and cross-referenced.
- All assumptions should be clearly stated or referenced in the statement of any theorems.
- The proofs can either appear in the main paper or the supplemental material, but if they appear in the supplemental material, the authors are encouraged to provide a short proof sketch to provide intuition.
- Inversely, any informal proof provided in the core of the paper should be complemented by formal proofs provided in appendix or supplemental material.
- Theorems and Lemmas that the proof relies upon should be properly referenced.

#### 4. Experimental result reproducibility

Question: Does the paper fully disclose all the information needed to reproduce the main experimental results of the paper to the extent that it affects the main claims and/or conclusions of the paper (regardless of whether the code and data are provided or not)?

Answer: [\[Yes\]](#)

Justification: We provide an anonymous GitHub repository of all code required to implement the experiments, including the baseline methods, model architecture, default hyperparameters, and dataset preprocessing. We also provide extensive details about the experimental implementations in Appendix B.1.

Guidelines:

- The answer NA means that the paper does not include experiments.
- If the paper includes experiments, a No answer to this question will not be perceived well by the reviewers: Making the paper reproducible is important, regardless of whether the code and data are provided or not.
- If the contribution is a dataset and/or model, the authors should describe the steps taken to make their results reproducible or verifiable.
- Depending on the contribution, reproducibility can be accomplished in various ways. For example, if the contribution is a novel architecture, describing the architecture fully might suffice, or if the contribution is a specific model and empirical evaluation, it may be necessary to either make it possible for others to replicate the model with the same dataset, or provide access to the model. In general, releasing code and data is often one good way to accomplish this, but reproducibility can also be provided via detailed instructions for how to replicate the results, access to a hosted model (e.g., in the case of a large language model), releasing of a model checkpoint, or other means that are appropriate to the research performed.
- While NeurIPS does not require releasing code, the conference does require all submissions to provide some reasonable avenue for reproducibility, which may depend on the nature of the contribution. For example
  - (a) If the contribution is primarily a new algorithm, the paper should make it clear how to reproduce that algorithm.
  - (b) If the contribution is primarily a new model architecture, the paper should describe the architecture clearly and fully.
  - (c) If the contribution is a new model (e.g., a large language model), then there should either be a way to access this model for reproducing the results or a way to reproduce the model (e.g., with an open-source dataset or instructions for how to construct the dataset).
  - (d) We recognize that reproducibility may be tricky in some cases, in which case authors are welcome to describe the particular way they provide for reproducibility. In the case of closed-source models, it may be that access to the model is limited in some way (e.g., to registered users), but it should be possible for other researchers to have some path to reproducing or verifying the results.

## 5. Open access to data and code

Question: Does the paper provide open access to the data and code, with sufficient instructions to faithfully reproduce the main experimental results, as described in supplemental material?

Answer: [Yes]

Justification: In Appendix B.1, we provide links for downloading the datasets, instructions for dataset preprocessing, and the GitHub repository containing code for reproducing the results. While the eICU database requires taking a short online course on ethics before providing access, it is available to all researchers who submit a request.

Guidelines:

- The answer NA means that paper does not include experiments requiring code.
- Please see the NeurIPS code and data submission guidelines (<https://nips.cc/public/guides/CodeSubmissionPolicy>) for more details.
- While we encourage the release of code and data, we understand that this might not be possible, so “No” is an acceptable answer. Papers cannot be rejected simply for not including code, unless this is central to the contribution (e.g., for a new open-source benchmark).
- The instructions should contain the exact command and environment needed to run to reproduce the results. See the NeurIPS code and data submission guidelines (<https://nips.cc/public/guides/CodeSubmissionPolicy>) for more details.
- The authors should provide instructions on data access and preparation, including how to access the raw data, preprocessed data, intermediate data, and generated data, etc.
- The authors should provide scripts to reproduce all experimental results for the new proposed method and baselines. If only a subset of experiments are reproducible, they should state which ones are omitted from the script and why.
- At submission time, to preserve anonymity, the authors should release anonymized versions (if applicable).
- Providing as much information as possible in supplemental material (appended to the paper) is recommended, but including URLs to data and code is permitted.

## 6. Experimental setting/details

Question: Does the paper specify all the training and test details (e.g., data splits, hyper-parameters, how they were chosen, type of optimizer, etc.) necessary to understand the results?

Answer: [Yes]

Justification: We provide all experimental details in Appendix B.1 and the anonymous GitHub repository linked in the paper.

Guidelines:

- The answer NA means that the paper does not include experiments.
- The experimental setting should be presented in the core of the paper to a level of detail that is necessary to appreciate the results and make sense of them.
- The full details can be provided either with the code, in appendix, or as supplemental material.

## 7. Experiment statistical significance

Question: Does the paper report error bars suitably and correctly defined or other appropriate information about the statistical significance of the experiments?

Answer: [Yes]

Justification: In Tables 8, 9, 10, and 11, we provide 1-sigma error bars for the MIA results.

Guidelines:

- The answer NA means that the paper does not include experiments.
- The authors should answer "Yes" if the results are accompanied by error bars, confidence intervals, or statistical significance tests, at least for the experiments that support the main claims of the paper.

- The factors of variability that the error bars are capturing should be clearly stated (for example, train/test split, initialization, random drawing of some parameter, or overall run with given experimental conditions).
- The method for calculating the error bars should be explained (closed form formula, call to a library function, bootstrap, etc.)
- The assumptions made should be given (e.g., Normally distributed errors).
- It should be clear whether the error bar is the standard deviation or the standard error of the mean.
- It is OK to report 1-sigma error bars, but one should state it. The authors should preferably report a 2-sigma error bar than state that they have a 96% CI, if the hypothesis of Normality of errors is not verified.
- For asymmetric distributions, the authors should be careful not to show in tables or figures symmetric error bars that would yield results that are out of range (e.g. negative error rates).
- If error bars are reported in tables or plots, The authors should explain in the text how they were calculated and reference the corresponding figures or tables in the text.

## 8. Experiments compute resources

Question: For each experiment, does the paper provide sufficient information on the computer resources (type of compute workers, memory, time of execution) needed to reproduce the experiments?

Answer: [Yes]

Justification: In Appendix B.1, we provide information about the type of CPUs and GPUs used for the experiments as well as memory requirements. In Appendix B.2, we provide information about the computation time of our algorithm compared to other methods.

Guidelines:

- The answer NA means that the paper does not include experiments.
- The paper should indicate the type of compute workers CPU or GPU, internal cluster, or cloud provider, including relevant memory and storage.
- The paper should provide the amount of compute required for each of the individual experimental runs as well as estimate the total compute.
- The paper should disclose whether the full research project required more compute than the experiments reported in the paper (e.g., preliminary or failed experiments that didn't make it into the paper).

## 9. Code of ethics

Question: Does the research conducted in the paper conform, in every respect, with the NeurIPS Code of Ethics <https://neurips.cc/public/EthicsGuidelines>?

Answer: [Yes]

Justification: The research conforms with the NeurIPS Code of Ethics.

Guidelines:

- The answer NA means that the authors have not reviewed the NeurIPS Code of Ethics.
- If the authors answer No, they should explain the special circumstances that require a deviation from the Code of Ethics.
- The authors should make sure to preserve anonymity (e.g., if there is a special consideration due to laws or regulations in their jurisdiction).

## 10. Broader impacts

Question: Does the paper discuss both potential positive societal impacts and negative societal impacts of the work performed?

Answer: [Yes]

Justification: We discuss the broader impacts of our work in Appendix D.

Guidelines:

- The answer NA means that there is no societal impact of the work performed.



- If the authors answer NA or No, they should explain why their work has no societal impact or why the paper does not address societal impact.
- Examples of negative societal impacts include potential malicious or unintended uses (e.g., disinformation, generating fake profiles, surveillance), fairness considerations (e.g., deployment of technologies that could make decisions that unfairly impact specific groups), privacy considerations, and security considerations.
- The conference expects that many papers will be foundational research and not tied to particular applications, let alone deployments. However, if there is a direct path to any negative applications, the authors should point it out. For example, it is legitimate to point out that an improvement in the quality of generative models could be used to generate deepfakes for disinformation. On the other hand, it is not needed to point out that a generic algorithm for optimizing neural networks could enable people to train models that generate Deepfakes faster.
- The authors should consider possible harms that could arise when the technology is being used as intended and functioning correctly, harms that could arise when the technology is being used as intended but gives incorrect results, and harms following from (intentional or unintentional) misuse of the technology.
- If there are negative societal impacts, the authors could also discuss possible mitigation strategies (e.g., gated release of models, providing defenses in addition to attacks, mechanisms for monitoring misuse, mechanisms to monitor how a system learns from feedback over time, improving the efficiency and accessibility of ML).

#### 11. Safeguards

Question: Does the paper describe safeguards that have been put in place for responsible release of data or models that have a high risk for misuse (e.g., pretrained language models, image generators, or scraped datasets)?

Answer: [NA]

Justification: The paper does not pose risks for misuse.

Guidelines:

- The answer NA means that the paper poses no such risks.
- Released models that have a high risk for misuse or dual-use should be released with necessary safeguards to allow for controlled use of the model, for example by requiring that users adhere to usage guidelines or restrictions to access the model or implementing safety filters.
- Datasets that have been scraped from the Internet could pose safety risks. The authors should describe how they avoided releasing unsafe images.
- We recognize that providing effective safeguards is challenging, and many papers do not require this, but we encourage authors to take this into account and make a best faith effort.

#### 12. Licenses for existing assets

Question: Are the creators or original owners of assets (e.g., code, data, models), used in the paper, properly credited and are the license and terms of use explicitly mentioned and properly respected?

Answer: [Yes]

Justification: The creators and original authors of assets and code are properly credited and their licenses are included in the GitHub repository.

Guidelines:

- The answer NA means that the paper does not use existing assets.
- The authors should cite the original paper that produced the code package or dataset.
- The authors should state which version of the asset is used and, if possible, include a URL.
- The name of the license (e.g., CC-BY 4.0) should be included for each asset.
- For scraped data from a particular source (e.g., website), the copyright and terms of service of that source should be provided.

- If assets are released, the license, copyright information, and terms of use in the package should be provided. For popular datasets, [paperswithcode.com/datasets](https://paperswithcode.com/datasets) has curated licenses for some datasets. Their licensing guide can help determine the license of a dataset.
- For existing datasets that are re-packaged, both the original license and the license of the derived asset (if it has changed) should be provided.
- If this information is not available online, the authors are encouraged to reach out to the asset's creators.

### 13. New assets

Question: Are new assets introduced in the paper well documented and is the documentation provided alongside the assets?

Answer: [Yes]

Justification: The new assets in the paper are well documented and licensed under the MIT license, provided in the GitHub repository.

Guidelines:

- The answer NA means that the paper does not release new assets.
- Researchers should communicate the details of the dataset/code/model as part of their submissions via structured templates. This includes details about training, license, limitations, etc.
- The paper should discuss whether and how consent was obtained from people whose asset is used.
- At submission time, remember to anonymize your assets (if applicable). You can either create an anonymized URL or include an anonymized zip file.

### 14. Crowdsourcing and research with human subjects

Question: For crowdsourcing experiments and research with human subjects, does the paper include the full text of instructions given to participants and screenshots, if applicable, as well as details about compensation (if any)?

Answer: [NA]

Justification: The paper does not involve crowdsourcing nor research with human subjects.

Guidelines:

- The answer NA means that the paper does not involve crowdsourcing nor research with human subjects.
- Including this information in the supplemental material is fine, but if the main contribution of the paper involves human subjects, then as much detail as possible should be included in the main paper.
- According to the NeurIPS Code of Ethics, workers involved in data collection, curation, or other labor should be paid at least the minimum wage in the country of the data collector.

### 15. Institutional review board (IRB) approvals or equivalent for research with human subjects

Question: Does the paper describe potential risks incurred by study participants, whether such risks were disclosed to the subjects, and whether Institutional Review Board (IRB) approvals (or an equivalent approval/review based on the requirements of your country or institution) were obtained?

Answer: [NA]

Justification: The paper does not involve crowdsourcing nor research with human subjects.

Guidelines:

- The answer NA means that the paper does not involve crowdsourcing nor research with human subjects.
- Depending on the country in which research is conducted, IRB approval (or equivalent) may be required for any human subjects research. If you obtained IRB approval, you should clearly state this in the paper.

- We recognize that the procedures for this may vary significantly between institutions and locations, and we expect authors to adhere to the NeurIPS Code of Ethics and the guidelines for their institution.
- For initial submissions, do not include any information that would break anonymity (if applicable), such as the institution conducting the review.

#### 16. **Declaration of LLM usage**

Question: Does the paper describe the usage of LLMs if it is an important, original, or non-standard component of the core methods in this research? Note that if the LLM is used only for writing, editing, or formatting purposes and does not impact the core methodology, scientific rigorousness, or originality of the research, declaration is not required.

Answer: [NA]

Justification: The core method development in this research does not involve LLMs as any important, original, or non-standard components.

Guidelines:

- The answer NA means that the core method development in this research does not involve LLMs as any important, original, or non-standard components.
- Please refer to our LLM policy (<https://neurips.cc/Conferences/2025/LLM>) for what should or should not be described.