

Heat current and fluctuations between a dissipative qubit and a monitor under continuous measurement and feedback

Tsuyoshi Yamamoto^{*} and Yasuhiro Tokura[†]

Institute of Pure and Applied Sciences, University of Tsukuba, Tsukuba, Ibaraki 305-8577, Japan

^{*} yamamoto.tsuyoshi.ts@u.tsukuba.ac.jp, [†] tokura.yasuhiro.ft@u.tsukuba.ac.jp

Abstract

Continuous quantum measurement and feedback induce heat exchange between a dissipative qubit and a monitor even in the steady state, as a measurement backaction. Using the Lindblad equation, we identified the maximum and minimum values of the steady-state heat current as the measurement and feedback states vary, and we demonstrate the qubit cooling induced by these processes. Turning our attention to quantum trajectories under continuous measurement and feedback, we observe that the heat current fluctuates around the steady-state values. We reveal that the fluctuations are strongly influenced by the measurement backaction, distinguishing them from the standard Poisson noise typically observed in electric circuits. Our results offer potential application in the development of quantum refrigerators controlled by continuous measurement and feedback, and provide deep insight into quantum thermodynamics from the perspective of fluctuation.

Contents

1	Introduction	2
2	Model	3
2.1	Dissipative qubit	3
2.2	Measurement and feedback	3
3	Steady-state heat current	4
3.1	Minimum and maximum	4
3.2	Symmetry at $\theta_m + \theta_n = \pi$	5
3.3	Zero heat current	6
4	Fluctuation	6
4.1	Poisson noise	7
4.2	Backaction noise	9
4.3	Fano factor	11
5	Summary	12
	References	13

1 Introduction

Quantum measurement and feedback induce unique non-unitary dynamics in a measured quantum system [1–3]. This measurement backaction has advanced the fields of quantum thermodynamics [4–6] and the application of quantum thermal machines [7–13]. The heat change in the measured quantum system due to the measurement and the feedback is a key concept in quantum energetics, e.g., work or heat extraction by operating measurement and feedback [14, 15]. Recent advances in quantum technology have allowed us to observe the heat exchange between the measured quantum system and the monitor under the measurement, which does not commute with the system Hamiltonian, in superconducting circuits [16]. This experimental progress motivates further theoretical research on the heat exchange by the non-commuting measurements. While the projective quantum measurement and feedback have been extensively studied so far [17–24], recently, the continuous quantum measurement and feedback attract attention from fundamental aspects of quantum thermodynamics, such as the quantum fluctuation theorem [25] and quantum thermodynamics uncertainty relations (QTURs) [26, 27], as well as quantum thermal machines [28–30]. By considering continuous quantum measurement and feedback, we can address the steady-state properties of the heat exchange, it's a steady-state heat current, when accounting for dissipation, which is inevitable but ubiquitous in nature.

Continuous quantum measurement and feedback process is inherently stochastic, as the quantum state probabilistically jumps to a measured state. Consequently, the heat current induced by continuous quantum measurement and feedback fluctuates around the ensemble-averaged heat current with respect to the measurement outcomes. Current fluctuations in quantum transport have been studied in the mesoscopic physics [31, 32]. For instance, in a one-dimensional nanowire with free electrons, the current variance, which characterizes current fluctuations, is proportional to the electric current. This is reflected by the fact that free electrons transferring through the nanowire obey the Poisson statistics. Observing current fluctuations provides deeper insights into the microscopic scattering process of carriers. Now, current fluctuations have been studied theoretically and experimentally in strongly correlated systems, such as the fractional quantum Hall effect [33, 34], the Kondo effect [35, 36], and superconductivity [37–39]. Moreover, since the statistical properties lie behind the current noise, it is closely related to the fluctuation theorem [40, 41].

In this paper, we investigate the heat exchange between a monitor and a qubit with dissipation by connecting the qubit to bosonic environments, under continuous quantum measurement and feedback. In the first part, we examine the steady-state heat current using the Lindblad equation and derive its upper and lower bounds. Reference [42] has demonstrated that, in the absence of feedback, the heat current does not flow out of the dissipative qubit to the monitor under continuous quantum measurement. In this work, we incorporate a *feedback* sequence following quantum measurement to create and stabilize desired quantum states that cannot be achieved through measurement alone. As a result, we demonstrate that the monitor can extract heat from the dissipative qubit. This cooling effect could have potential applications in measurement-based quantum refrigerators. The second part focuses on the fluctuations in the heat current by tracing individual quantum trajectories. We demonstrate that the power spectrum consists of two distinct processes unique to continuous quantum measurement: Poisson noise and backaction noise, associated with quantum jumps and measurement backaction dynamics, respectively. Notably, we observe that the Fano factor, which is the ratio of total noise to Poisson noise, remains below unity across a wide range of parameters. The perspective from fluctuations of the continuous quantum measurement and feedback can lead to the further understating of thermodynamics in quantum dissipative systems.

This paper is organized as follows. In the next section, we introduce the theoretical model

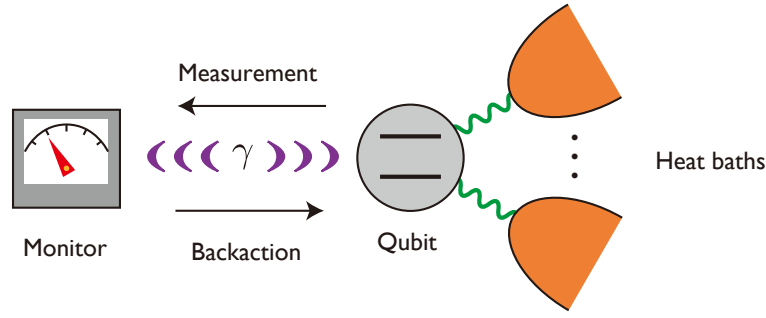


Figure 1: Monitored qubit is coupled to the heat baths. The qubit state is continuously measured with the strength γ , and affected by the measurement as a backaction.

used in this study and describe quantum dynamics with both dissipation and continuous measurement and feedback. In Sec. 3, we calculate the steady-state heat current between the dissipative qubit and the monitor and obtain its upper and lower bounds. In Sec. 4, we address the fluctuations of the heat current and analyze the noise power spectra. Finally, the summary is drawn in Sec. 5. Throughout this paper, We set $\hbar = k_B = 1$.

2 Model

In this section, we introduce the Hamiltonian of the dissipative qubit and describe the quantum dynamics of the reduced density matrix under continuous quantum measurement and feedback, as shown in Fig. 1.

2.1 Dissipative qubit

The dissipation of the qubit is described by the Jaynes-Cummings-type coupling when the qubit is weakly coupled with heat baths. The Hamiltonian is given by

$$H = H_0 + \sum_{rk} \omega_{rk} b_{rk}^\dagger b_{rk} + \sum_{rk} \frac{\lambda_{rk}}{2} (\sigma_+ b_{rk} + \sigma_- b_{rk}^\dagger). \quad (1)$$

The first term is the qubit, $H_0 = (\Delta/2)\sigma_z$, where $\sigma_{x,y,z}$ are the Pauli operators and Δ is the qubit energy between the ground state $|g\rangle = |\sigma_z = -1\rangle$ and the excited state $|e\rangle = |\sigma_z = +1\rangle$. The second term denotes the heat baths modeled as a collection of harmonic oscillators. The operator b_{rk} (b_{rk}^\dagger) annihilates (creates) a boson of the heat bath r in mode k of energy ω_{rk} . The heat bath r is in thermal equilibrium characterized by the Bose-Einstein distribution $n_r(\omega) = (e^{\omega/T_r} - 1)^{-1}$ with the temperature T_r . The remaining term represents the coupling between the qubit and the heat bath r with the interaction strength λ_{rk} . Here, $\sigma_\pm = (\sigma_x \pm i\sigma_y)/2$.

2.2 Measurement and feedback

We consider that the qubit pure state $|m\rangle$ is measured with the strength γ and then transferred to a desired pure state $|n\rangle$ by a unitary operator

$$U_{nm} = |n\rangle \langle m| + |\bar{n}\rangle \langle \bar{m}|, \quad (2)$$

where $|\bar{m}\rangle$ and $|\bar{n}\rangle$ are the orthogonal states of $|m\rangle$ and $|n\rangle$, respectively, i.e., $\langle m|\bar{m}\rangle = \langle n|\bar{n}\rangle = 0$. For $|n\rangle = |m\rangle$, the unitary operator becomes the identity operator, $U_{nn} = I$, and then the

quantum dynamics induced by the monitor is only the quantum measurement. The qubit pure state $|m\rangle$ is a state on the surface of the Bloch sphere and characterized by the polar angle θ_m and azimuthal angle ϕ_m , as $|m\rangle = \cos(\theta_m/2)|g\rangle + e^{i\phi_m}\sin(\theta_m/2)|e\rangle$. When the measurement outcomes are discarded, the averaged dynamics of the density matrix $\varrho(t)$ under continuous measurement and feedback follow the Lindblad equation, $\dot{\varrho}(t) = -i[H, \varrho(t)] + \mathcal{D}_M[\varrho(t)]$. The effects of the measurement and feedback are incorporated through [1, 3]

$$\mathcal{D}_M[\varrho(t)] = \gamma \left[U_{nm} P_m \varrho(t) P_m U_{nm}^\dagger - \frac{1}{2} \{P_m, \varrho(t)\} \right], \quad (3)$$

where $P_m = |m\rangle\langle m|$ is the projection operator.

When the coupling between the qubit and the heat baths is weak, the Born-Markov approximation allows us to obtain the dynamics of the reduced density matrix $\rho(t) = \text{tr}_B[\varrho(t)]$, where $\text{tr}_B[\dots]$ denotes the tracing out of the degrees of freedom of the heat baths, as

$$\dot{\rho}(t) = -i[H_0, \rho(t)] + \mathcal{D}_B[\rho(t)] + \mathcal{D}_M[\rho(t)], \quad (4)$$

where the dissipator to the heat baths is

$$\mathcal{D}_B[\rho(t)] = \sum_{\bar{s}=\pm} \Gamma_{\bar{s}} \left(\sigma_{\bar{s}} \rho(t) \sigma_{\bar{s}} - \frac{1}{2} \{ \sigma_{\bar{s}} \sigma_{\bar{s}}, \rho(t) \} \right), \quad (5)$$

with $\bar{s} = -s$. Here, $\Gamma_+ = \sum_r (\pi/2) I_r(\Delta) [1 + n_r(\Delta)]$ and $\Gamma_- = \sum_r (\pi/2) I_r(\Delta) n_r(\Delta)$ are the total emission and absorption rates, respectively, where $I_r(\omega) = \sum_k \lambda_{rk}^2 \delta(\omega - \omega_{rk})$ is the spectral density. In this work, we assume the Ohmic heat bath, $I_r(\omega) = 2\alpha_r \omega e^{-\omega/\omega_c}$ with the dimensionless coupling strength α_r and the cutoff frequency ω_c [43, 44]. Note that, to justify the Born-Markov approximation, the total emission and absorption rates Γ_{\pm} should be much smaller compared with the qubit energy Δ [45].

3 Steady-state heat current

We are interested in the heat flow from the monitor into the qubit [29, 42],

$$J(t) = \text{tr}_0[H_0 \mathcal{D}_M[\rho(t)]] = \gamma \langle m | \rho(t) | m \rangle \text{tr}_0[H_0 P_n] - \frac{\gamma}{2} \text{tr}_0[H_0 \{P_m, \rho(t)\}], \quad (6)$$

where $\text{tr}_0[\dots]$ denotes the trace about the degrees of freedom of the qubit. The positive (negative) heat current indicates the heating (cooling) of the qubit by the quantum measurement and feedback.

3.1 Minimum and maximum

At the steady-state limit, we can evaluate the steady-state heat current by solving the Lindblad equation (4) for $\dot{\rho}(t) = 0$. For the weak coupling case ($\gamma, \Gamma_{\pm} \ll \Delta$), the steady-state heat current is approximated as

$$J \approx \frac{\gamma \Delta}{2} \frac{\gamma_+ (\cos \theta_n - \cos \theta_m) - \gamma_- (1 - \cos \theta_m \cos \theta_n)}{\gamma (\cos \theta_n \cos \theta_m - 1) - 2\gamma_+}, \quad (7)$$

where $\gamma_{\pm} = \Gamma_+ \pm \Gamma_-$, thus, $0 < \gamma_- < \gamma_+$. Note that the dependence of the steady-state heat current (7) on ϕ_m and ϕ_n is a minor correction for the weak coupling case. The steady-state heat current holds the following inequality,

$$-\frac{\Gamma_-}{\gamma_+ + \gamma} \leq \frac{J}{\gamma \Delta} \leq \frac{\Gamma_+}{\gamma_+ + \gamma}. \quad (8)$$

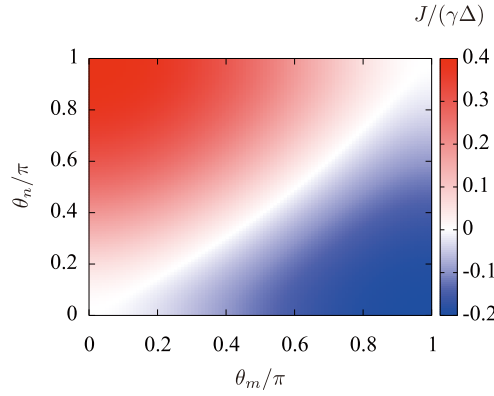


Figure 2: Steady-state heat current as a function of the measurement state θ_m and the feedback state θ_n for $\Gamma_+/\Delta = 0.1$, $\Gamma_-/\Delta = 0.05$, and $\gamma/\Delta = 0.1$. For the measurement-only case ($\theta_m = \theta_n$), the heat current never takes negative.

The maximum and minimum heat currents $J_{\max/\min} = \pm\gamma\Delta\Gamma_{\pm}/(\gamma_+ + \gamma)$ occur at $(\theta_m, \theta_n) = (0, \pi)$ and $(\pi, 0)$, respectively. This inequality indicates that the qubit can be both heated and cooled by the monitoring and feedback.

For $(\theta_m, \theta_n) = (\pi, 0)$, the measurement is to the excited state and then feedback is to the ground state. In this process, the qubit energy decreases by Δ , cooling the qubit. The steady-state heat current takes minimum $J_{\min} = -\gamma\rho_{ee}(\langle e|H_0|e\rangle - \langle g|H_0|g\rangle) = -\gamma\Delta\Gamma_-/(\gamma_+ + \gamma)$, where $\rho_{ij} = \langle i|\rho|j\rangle$. On the other side, for $(\theta_m, \theta_n) = (0, \pi)$, the measurement to the ground state and the feedback to the excited state. For this case, the qubit energy is heated by the measurement and the feedback, changing the qubit energy by Δ . The steady-state heat current is maximum and written as $J_{\max} = -\gamma\rho_{gg}(\langle g|H_0|g\rangle - \langle e|H_0|e\rangle) = \gamma\Delta\Gamma_+/(\gamma_+ + \gamma)$.

Figure 2 shows the steady-state heat current for $\Gamma_+/\Delta = 0.1$, $\Gamma_-/\Delta = 0.05$, and $\gamma/\Delta = 0.1$, which corresponds to $\alpha \approx 0.0191$ and $T/\Delta \approx 1.44$ for the single heat bath. Note that, for simplicity and without loss of generality, we consider a single heat bath characterized by the temperature T in the following. The steady-state heat current reaches maximum at $(\theta_m, \theta_n) = (0, \pi)$ and minimum at $(\theta_m, \theta_n) = (\pi, 0)$, as expected, and its sign changes between them. The heat current does not flow at the edges $(\theta_m, \theta_n) = (0, 0)$ and (π, π) and on the convex curve towards the measurement state θ_m connecting the edges. The convex curve indicates that the steady-state heat current never takes negative ($J \geq 0$) for the measurement only case, $\theta_n = \theta_m$ [42].

3.2 Symmetry at $\theta_m + \theta_n = \pi$

The steady-state heat current is symmetric with $\theta_m + \theta_n = \pi$, corresponding to the feedback of the measurement state to the opposite side of the Bloch sphere, in the weak coupling case. On the axis of the mirror symmetry, $\theta_m + \theta_n = \pi$, the steady-state heat current reads

$$J = \frac{\gamma\Delta}{2} \frac{\gamma_-(1 + \cos^2 \theta_m) + 2\gamma_+ \cos \theta_m}{\gamma(1 + \cos^2 \theta_m) + 2\gamma_+}. \quad (9)$$

This monotonically decreases from the maximum to the minimum heat current as a function of θ_m , and its sign changes at $\theta_m = \pi - \cos^{-1}[\tanh(\Delta/4T)] (> \pi/2)$. As the temperature decreases, the positive heat current area is extended. This asymmetry between the positive and negative heat currents is controlled by the temperature of the heat baths coupled with the qubit. For $\theta_m = |\epsilon|$ and $\theta_m = \pi - |\epsilon|$, where the steady-state heat current goes to maximum and minimum at $|\epsilon| \rightarrow 0$, respectively, the steady-state heat current deviates quadratically from the

maximum and minimum heat currents in the same way for $|\epsilon| \ll 1$,

$$\frac{J(\theta_m \approx 0)}{J_{\max}} \approx \frac{J(\theta_m \approx \pi)}{J_{\min}} \approx 1 - \frac{\Gamma_+ + \Gamma_-}{\Gamma_+ + \Gamma_- + \gamma} \frac{|\epsilon|^2}{2}. \quad (10)$$

3.3 Zero heat current

Finally, we consider the condition of the zero heat current ($J = 0$). At the edges, $(\theta_m, \theta_n) = (0, 0)$ and (π, π) , the measurement is commuting with the qubit Hamiltonian. The commuting measurement does not disturb the qubit state, and then the steady-state heat current does not flow. When the feedback process is present, $|m\rangle \neq |n\rangle$, the qubit state is disturbed by the measurement and feedback process. Near the lower-left edge, where $\theta_m, \theta_n \ll 1$, the heat current vanishes when $\theta_n = e^{-\Delta/(2T)} \theta_m$. Conversely, near the upper-right edge, where $\pi - \theta_m, \pi - \theta_n \ll 1$, heat flow ceases when $\pi - \theta_n = e^{+\Delta/(2T)} (\pi - \theta_m)$. As the temperature decreases, the curve in which the steady-state heat current vanishes deviates more from the diagonal line ($\theta_n = \theta_m$), and then the positive heat current area is extended.

Now, we consider the unraveling of the Lindblad equation (4), which describes the quantum dynamics of the reduced density matrix conditioned by the measurement outcomes, $\rho_c(t)$ [1],

$$\begin{aligned} \rho_c(t + \Delta t) = & \rho_c(t) - i[H_0, \rho_c(t)]\Delta t - \mathcal{D}_B[\rho_c(t)]\Delta t \\ & + \mathcal{D}_M^{(1)}[\rho_c(t)]\Delta t + \mathcal{D}_M^{(2)}[\rho_c(t)]\Delta N_t, \end{aligned} \quad (11)$$

where the measurement and feedback effects are decomposed into two contributions,

$$\mathcal{D}_M^{(1)}[\rho_c] = \gamma \langle m | \rho_c | m \rangle \rho_c - \frac{\gamma}{2} \{P_m, \rho_c\}, \quad (12a)$$

$$\mathcal{D}_M^{(2)}[\rho_c] = P_n - \rho_c. \quad (12b)$$

Here, ΔN_t is the Poisson increment and satisfies $\Delta N_t \Delta N_t = \Delta N_t$. It takes $\Delta N_t = 1$ when the monitor detects that the qubit is in $|m\rangle$ at time t and $\Delta N_t = 0$ otherwise. The probability of $\Delta N_t = 1$ is given by $\mathbb{E}[\Delta N_t] = \gamma \langle m | \rho_c(t) | m \rangle \Delta t$, where $\mathbb{E}[\dots]$ denotes the ensemble average over the measurement outcomes. The unraveled equation (11) reproduces the Lindblad equation (4) after the ensemble average, $\rho(t) = \mathbb{E}[\rho_c(t)]$. For $\Delta N_t = 1$, the conditional reduced density matrix jumps to the feedback state, $\rho_c(t + \Delta t) = |n\rangle \langle n|$, called a quantum jump, and then the ensemble-averaged qubit energy at $t + \Delta t$ is $(\gamma \Delta/2) \rho_{mm} \text{tr}_0[H_0 P_n] \Delta t$. Since this energy change by the quantum jump is due to the quantum measurement and feedback, the heat current induced by the monitor is $J^{(2)} = \gamma \rho_{mm} \text{tr}_0[H_0 P_n] - \gamma \rho_{mm} \text{tr}_0[H_0 \rho]$. For $\Delta N_t = 0$, since the reduced density matrix evolves as $\dot{\rho} = -i[H_0, \rho] + \mathcal{D}_B[\rho] + \mathcal{D}_M^{(1)}[\rho]$, the heat current by the monitor is $J^{(1)} = \text{tr}_0[H_0 \mathcal{D}_M^{(1)}[\rho]] = \gamma \rho_{mm} \text{tr}_0[H_0 \rho] - (\gamma/2) \text{tr}_0[H_0 \{P_m, \rho\}]$ [46]. Note that $J = J^{(1)} + J^{(2)}$. Therefore, the first term of the heat current (6) represents the backaction of the detection ($\Delta N = 1$) and the second term the backaction of *no detection* ($\Delta N = 0$). The heat current does not flow between the qubit and the monitor when they are balanced, i.e., $J^{(1)} + J^{(2)} = 0$, corresponding to $\rho_{mm}(\cos \theta_m - \cos \theta_n) = \sin \theta_m \text{Re}[\rho_{m\bar{n}}]$. One can confirm that it reproduces $\theta_m = 0$ and π for the measurement-only case ($\theta_m = \theta_n$).

4 Fluctuation

So far, we considered the steady-state heat current after taking the ensemble average over the measurement outcomes. However, since the measurements are a stochastic process, the

heat current fluctuates around the averaged heat current even at the steady-state limit. To characterize the fluctuation of the heat current, we introduce the power spectrum as

$$S(\omega) = \frac{2}{\mathcal{T}} \int_{-\mathcal{T}/2}^{\mathcal{T}/2} dt \int_{-\mathcal{T}/2}^{\mathcal{T}/2} dt' e^{i\omega(t-t')} C_J(t, t'; t_0) \quad (13)$$

where $C_J(t, t'; t_0) = \mathbb{E}[\delta J_c(t + t_0) \delta J_c(t' + t_0)]$ is the correlation function of the heat current fluctuation around the averaged heat current, $\delta J_c(t) \equiv J_c(t) - J(t)$. Here, t_0 is large enough that the qubit reaches the steady state and the time \mathcal{T} is sufficiently long for the current correlation to vanish and will eventually be taken to infinity. Below, we address the correlation function of the heat change during the infinitesimal time Δt ,

$$C(t, t'; t_0) = \mathbb{E}[\delta Q_c(t + t_0) \delta Q_c(t' + t_0)] = C_J(t, t'; t_0) (\Delta t)^2, \quad (14)$$

where the conditional heat change is $Q_c(t) = Q_c^{(1)}(t) + Q_c^{(2)}(t)$,

$$Q_c^{(1)}(t) = \text{tr}_0 [H_0 \mathcal{D}_M^{(1)}[\rho_c(t)]] \Delta t, \quad (15a)$$

$$Q_c^{(2)}(t) = \text{tr}_0 [H_0 \mathcal{D}_M^{(2)}[\rho_c(t)]] \Delta N_t. \quad (15b)$$

The latter represents the heat change by the quantum jump ($\Delta N_t = 1$) and the former is the heat change by the backaction of *no detection* ($\Delta N_t = 0$).

Now, the qubit is in the steady state at t_0 , and thus the correlation function depends only on the time difference $t - t'$. Then, the power spectrum is rewritten as

$$S(\omega) = \frac{2}{(\Delta t)^2} \int_{-\mathcal{T}}^{\mathcal{T}} dt e^{i\omega t} C(t). \quad (16)$$

We note that we finally take $\Delta t \rightarrow 0$ after performing the integration. The correlation function is decomposed of the delta-function term, coming from the time local correlation, and the time non-local correlation,

$$C(t) = C_0 \Delta t \delta(t) + C_1(t \neq 0). \quad (17)$$

Since the non-local term is the even function, $C_1(t) = C_1(-t)$, the power spectrum consists of the frequency-independent and the frequency-dependent terms as $S(\omega) = S_0 + S_1(\omega)$,

$$S_0 = \frac{2}{\Delta t} C_0, \quad (18a)$$

$$S_1(\omega) = \frac{4}{(\Delta t)^2} \int_0^\infty dt \cos(\omega t) C_1(t). \quad (18b)$$

We note that we here took $\mathcal{T} \rightarrow \infty$ because $C_1(t)$ vanishes for a sufficiently long time. In this work, we focus on the condition $\tau_0 \gg \tau_r$, where $\tau_0 = (\gamma \rho_{mm})^{-1}$ is the average time interval between the measurements and τ_r is the relaxation time it takes for the qubit to reach the steady state from a pure state due to dissipation with heat baths. This region means that the measurements are rare events compared with the relaxation time scale, and it is justified for $\gamma \ll \Gamma_\pm$ [46].

4.1 Poisson noise

The frequency-independent term (18a) of the power spectrum comes from the local correlation in time, $C(0) = \mathbb{E}[Q_c^2] - \mathbb{E}[Q_c]^2$. In the following, we drop the time index for the steady state.

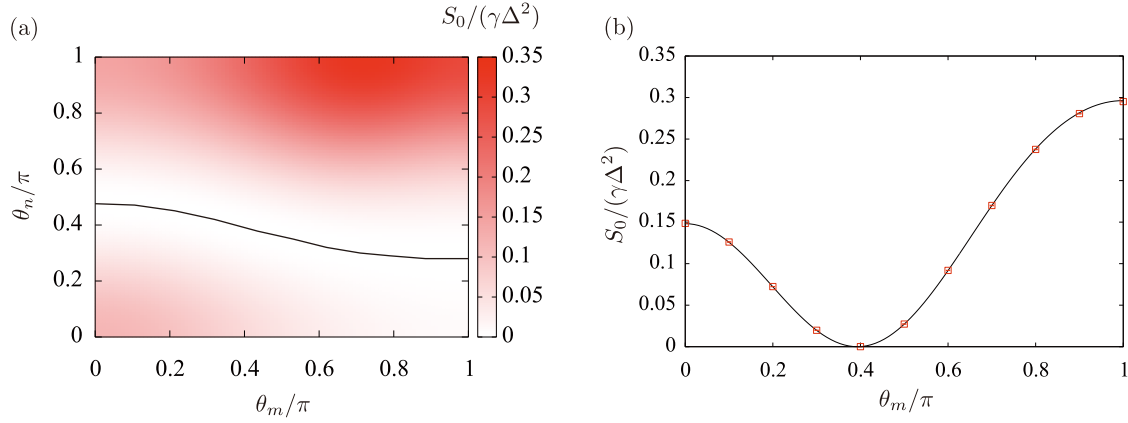


Figure 3: (a) Poisson noise S_0 as a function of the measurement state θ_m and the feedback state θ_n for $\Gamma_+/\Delta = 0.3$, $\Gamma_-/\Delta = 0.15$, and $\gamma/\Delta = 0.01$, obtained by Eq. (19) and the numerical simulation for $\langle \sigma_z \rangle$ using the quantum master equation (4). The solid line represents $S_0 = 0$. (b) θ_m dependence of the Poisson noise for the measurement-only protocol, which corresponds to the diagonal line ($\theta_m = \theta_n$) in panel (a). The solid line represents the analytical formula (20) and the plots are obtained by the numerical simulation using the stochastic master equation (11) with 3.2×10^6 trajectories.

At $\Delta t \rightarrow 0$, the correlation of the heat changes by the quantum jump process, $\mathbb{E}[(Q_c^{(2)})^2]$ is predominant. Therefore, the frequency-independent power spectrum is obtained as

$$S_0 \approx 2\gamma\rho_{mm}Q_{\text{jump}}^2 = 2Q_{\text{jump}}J^{(2)}, \quad (19)$$

where $Q_{\text{jump}} = \text{tr}_0[H_0(P_n - \rho)]$ and $J^{(2)} = \mathbb{E}[Q_c^{(2)}]/\Delta t = \gamma\rho_{mm}\text{tr}_0[H_0(P_n - \rho)]$ are the heat change and the steady-state heat current induced by the quantum jump process. This is a similar expression of the Poisson noise of the electric current $I(t)$ through the one-dimensional nanowire, $S_{\text{Poisson}}(t) = 2eI(t)$ [31, 32]. In this work, we call the frequency-independent contribution of the power spectrum S_0 as the ‘‘Poisson’’ noise. In the weak coupling regime, the Poisson noise is approximated as

$$S_0 \approx \frac{\gamma\Delta^2}{4} (\langle \sigma_z \rangle + \cos \theta_n)^2 (1 - \langle \sigma_z \rangle \cos \theta_m) \quad (20)$$

with $\langle \sigma_z \rangle \approx -[2\gamma_- - \gamma(\cos \theta_m - \cos \theta_n)]/[2\gamma_+ + \gamma(1 - \cos \theta_m \cos \theta_n)]$.

Figure 3 (a) shows the Poisson noise for $\Gamma_+/\Delta = 0.3$, $\Gamma_-/\Delta = 0.15$, and $\gamma/\Delta = 0.01$. The Poisson noise varies, depending on the measurement and feedback states, and vanishes, as shown in the solid line, when the qubit energy of the steady state matches that of the feedback state, $\text{tr}_0[H_0\rho] = \text{tr}_0[H_0P_n]$. The line of $S_0 = 0$ is almost independent of the measurement state. The heat change due to the quantum jump is expressed as $Q_{\text{jump}} = -(\Delta/2)(\cos \theta_n + \langle \sigma_z \rangle)$, and the γ dependence of $\langle \sigma_z \rangle$ is small for $\gamma \ll \gamma_{\pm}$, i.e., it is primarily determined by the dissipation due to the heat baths. Thus, Q_{jump} is almost independent of the measurement state, while it strongly depends on the feedback state. Since $\langle \sigma_z \rangle < 0$ and $\langle \sigma_z \rangle$ is almost independent of γ , equivalently θ_m and θ_n , $|Q_{\text{jump}}|$ takes maximum at $\theta_n = \pi$ and its value is positive, $Q_{\text{jump}} > 0$. Concerning another contribution of the Poisson noise, ρ_{mm} , because $\rho_{mm} \approx (1 - \langle \sigma_z \rangle \cos \theta_m)/2$ for $\gamma \ll \gamma_{\pm}$, it is almost independent of the feedback state and reaches maximum at $\theta_m = 0$. Therefore, the Poisson noise has a maximum value at $\theta_m = 0$ and $\theta_n = \pi$, as shown in Fig. 3. There, more heat is transferred between the qubit and the monitor more frequently.

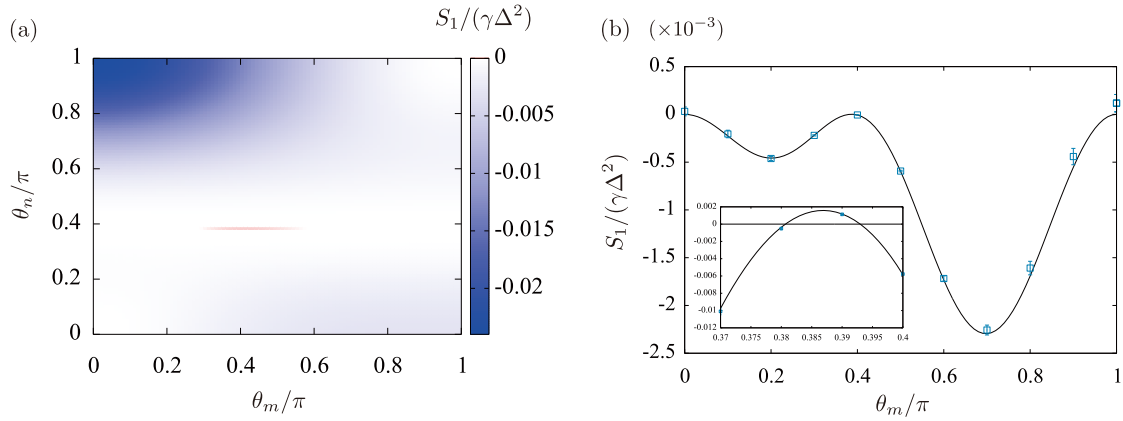


Figure 4: (a) The backaction noise S_1 as a function of θ_m and θ_n using Eq. (25) and the numerical simulation of the quantum master equation (4). The parameters are the same as Fig. 3. (b) For the measurement-only case ($\theta_m = \theta_n$), the measurement state θ_m dependence of the backaction noise. The solid line is obtained in the same way as the panel (a) and plots are obtained by the numerical simulation using the stochastic master equation (11) with 3.7×10^8 trajectories. The inset shows an enlarged view near $S_1 = 0$.

We also show the θ_m dependence of the Poisson noise for the measurement-only protocol, $|m\rangle = |n\rangle$, in Fig. 3 (b). The expression for the Poisson noise (20), describes the numerical simulation well. The Poisson noise is not symmetric with respect to $\theta_m = \pi/2$, unlike the steady-state heat current. This is reflected from the statistics of the qubit dynamics under continuous measurement. While we call the frequency-independent power spectrum S_0 as the Poisson noise from the analogy of the electric current, the heat current does not follow the Poisson statistics. This is because the probability that the measurement occurs depends on the qubit state, not constant, and the heat current is also affected by the measurement backaction, discussed in Sec. 4.2.

4.2 Backaction noise

After the quantum jump, heat exchanges between the qubit and the monitor to reach the steady state as a measurement backaction. The heat current fluctuation induced by the measurement backaction is characterized by the non-local correlation in time, $C_1(t)$, providing the frequency-dependent contribution of the power spectrum $S_1(\omega)$, called the *backaction noise*. At the dc limit ($\omega = 0$), the power spectrum is written as

$$S_1 \equiv S_1(0) = \frac{4}{(\Delta t)^2} \int_0^\infty dt \mathbb{E}[\delta Q_c(t+t_0)\delta Q_c(t_0)]. \quad (21)$$

Under the condition, $\tau_0 \gg \tau_r$, we assume the quantum jumps are independent of each other and the qubit just before the quantum jump is in a steady state. The dynamics there can be interpreted as the relaxation from the post-selected state, P_n . When the quantum jump occurs at t_0 , the backaction noise is approximated as

$$S_1(\Delta N_{t_0} = 1) \approx \frac{4}{\Delta t} Q_{\text{jump}} Q_{\text{ex}}, \quad (22)$$

where we took $\Delta t \rightarrow 0$ limit. Here, $Q_{\text{ex}} = \int_0^\infty dt [J(t; 0) - J]$ is the excess heat from the post-selected state, i.e., $\rho(0) = P_n$. On the other hand, when the quantum jump does not occur at

t_0 and occurs at t_{-1} ($< t_0$), the backaction noise is approximately given by

$$S_1(\Delta N_{t_0} = 0) \approx 4[J(t_0; t_{-1}) - J] \int_0^\infty dt [J(t + t_0; t_{-1}) - J]. \quad (23)$$

Hence, the approximated form of the backaction noise is obtained as

$$S_1 \approx P(\Delta N_{t_0} = 1)S_1(\Delta N_{t_0} = 1) + \sum_{t_{-1}=0}^{t_0-\Delta t} P(\Delta N_{t_{-1}} = 1)S_1(\Delta N_{t_0} = 0) \quad (24)$$

$$\approx 4\gamma\rho_{mm}\left(Q_{\text{jump}} + \frac{1}{2}Q_{\text{ex}}\right)Q_{\text{ex}}, \quad (25)$$

at $\Delta t \rightarrow 0$, where $P(\Delta N_{t_0} = 1) = 1 - P(\Delta N_{t_0} = 0) = \gamma\rho_{mm}(t_0)\Delta t$ is the probability of the quantum jump at t_0 .

We plot the backaction noise in the plane of (θ_m, θ_n) in Fig. 4 (a) for the same parameters of the Poisson noise in Fig. 3. The magnitude of the backaction noise is smaller than the Poisson noise by one order, as the excess heat is on the order of $\Delta\gamma/\gamma_+$ and Q_{jump} is on the order of Δ . The backaction noise is negative in a large range of (θ_m, θ_n) . The negative backaction noise indicates that, from Eq. (25), the heat change by the quantum jump and the excess heat are opposite signs. This is the measurement backaction; when the qubit energy is stored from the monitor by the detection ($Q_{\text{jump}} > 0$), less heat flows out of the monitor to the qubit in the dynamics after the detection compared with the steady-state heat current ($Q_{\text{ex}} < 0$), and vice versa.

The backaction noise has a minimum value around $\theta_m = 0$ and $\theta_n = \pi$. The excess heat is the difference between the total energy transferred from the monitor to the qubit until the post-selected state reaches the steady state and the steady-state heat current during that time. Roughly speaking, $|Q_{\text{ex}}|$ becomes larger as $J(t = 0; 0) = -(\gamma\Delta/4)\sin(\theta_m - \theta_n)\sin\theta_n$ and J are more different because, for $\gamma \ll \gamma_\pm$, the relaxation rate to the steady state heat current is dominantly determined by the heat baths, and the measurement effect to the rate is small. The oscillation of the transient heat current due to the quantum coherence affects the excess heat, but it reduces $|Q_{\text{ex}}|$ because the integral of the product of a trigonometric function and an exponential decay function becomes smaller than that without oscillation when the oscillation frequency, $\sim \Delta$ is larger than the relaxation rate, $\sim \gamma_+$. At $\theta_m = 0$ and $\theta_n = \pi$, J (> 0) takes maximum as discussed in Sec. 3 and the heat current relaxes to the steady-state one without the oscillation while $J(t = 0; 0) = 0$. Then, $|Q_{\text{ex}}|$ is maximum and Q_{ex} is negative around $\theta_m = 0$ and $\theta_n = \pi$. Hence, from the fact that $\rho_{mm}Q_{\text{jump}}$ is positive and its absolute value has a maximum value at $\theta_m = 0$ and $\theta_n = \pi$, as discussed in Sec. 4.1, the backaction noise is negative and its absolute value reaches maximum around $\theta_m = 0$ and $\theta_n = \pi$. In contrast, when $\theta_m = \theta_n = 0$ or π , the excess heat vanishes, resulting in $S_1 = 0$, because the measurement commutes with the qubit Hamiltonian. In addition, the backaction noise takes 0 around $\theta_n/\pi \approx 0.4$, corresponding to $Q_{\text{ex}} = 0$ and $Q_{\text{jump}} + Q_{\text{ex}}/2 = 0$, which will be discussed below.

As mentioned above, the backaction noise has negative values for a large range of (θ_m, θ_n) , but it shows the small positive value, the order of 10^{-6} , at $\theta_m/\pi \approx 0.3 - 0.5$ and $\theta_n/\pi \approx 0.4$ near $S_0 = 0$. It, here, violates $Q_{\text{jump}}Q_{\text{ex}} < 0$. This is attributed that the energy loss or gain of the qubit due to quantum measurement can also be compensated by the heat baths during the transient dynamics. Therefore, when focusing on the heat exchange between the monitor and the qubit, it is possible to slightly violate $Q_{\text{jump}}Q_{\text{ex}} < 0$ around $Q_{\text{jump}}, Q_{\text{ex}} \approx 0$. We plot Q_{jump} and Q_{ex} for the measurement-only case in Fig. 5, and it is indeed observed that both values are negative within the small range of $\theta_m/\pi \approx 0.381 - 0.393$.

Figure 4 (b) shows the backaction noise for the measurement-only case. The numerical simulation using the stochastic master equation (11) is in good agreement with the analytical

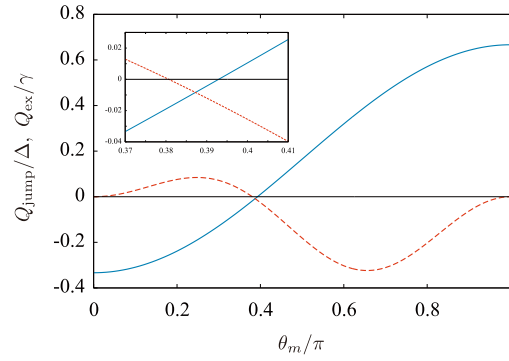


Figure 5: Heat change due to the quantum jump, Q_{jump} (solid line), and excess heat, Q_{ex} (dashed line), as a function of θ_m for the measurement-only case ($\theta_m = \theta_n$). For a large range of θ_m , Q_{jump} and Q_{ex} have opposite signs, but they are both negative when they are crossing 0. The inset shows an enlarged view where both Q_{jump} and Q_{ex} are negative near $\theta_m/\pi \approx 0.39$. The difference between Q_{jump} and $Q_{\text{jump}} + Q_{\text{ex}}/2$ is not visible in this plot.

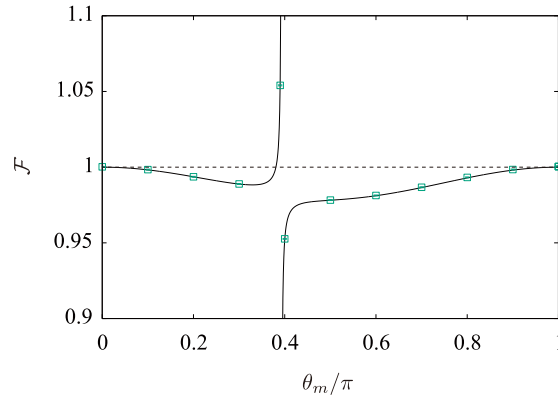


Figure 6: Fano factor as a function of the measurement state θ_m for the measurement-only case. The parameters are the same as Figs. 3 and 4. The solid line represents the analytical formula (26) and plots are obtained by the numerical simulation using the stochastic master equation (11) with 3.7×10^8 trajectories. The dashed line represents $\mathcal{F} = 1$.

formula (25). It shows zero at four points. At the edges, $\theta_m = 0$ and π , the measurements commute with the qubit Hamiltonian, resulting in the $Q_{\text{ex}} = 0$, as discussed above. The remaining two points, $\theta_m/\pi \approx 0.381$ and 0.393 , correspond to $Q_{\text{ex}} = 0$ and $Q_{\text{jump}} = 0$, respectively (see Fig. 5).

4.3 Fano factor

Finally, let us compare the Poisson noise S_0 with the backaction noise S_1 . To this end, we introduce the “Fano” factor, $\mathcal{F} = S(0)/S_0 = (S_0 + S_1)/S_0$, from the analogy of the electric current [31, 32]. Using Eqs. (19) and (25), we obtained the Fano factor as

$$\mathcal{F} \approx \left(1 + \frac{Q_{\text{ex}}}{Q_{\text{jump}}} \right)^2. \quad (26)$$

For a large range of (θ_m, θ_n) , it is less than 1, i.e., sub-Poisson fluctuation, because $S_1 < 0$, where the deviation from the unity is on the order of $1 - \mathcal{F} \sim \mathcal{O}(\gamma/\gamma_+)$. When $Q_{\text{jump}} = 0$, the

Fano factor diverges because Q_{jump} and Q_{ex} do not become zero simultaneously, as discussed in Sec. 4.2. In the vicinity of $Q_{\text{jump}} = 0$, since Q_{jump} and Q_{ex} can have the same sign over a small range of (θ_m, θ_n) , the Fano factor is strongly enhanced, exceeding unity, i.e., super-Poisson fluctuation. At $\theta_m = \theta_n = 0$ and π , the fluctuation becomes the Poisson, $\mathcal{F} = 1$, because the commuting measurement does not induce the backaction noise $S_1 = 0$.

Figure 6 shows the numerical simulation for the Fano factor using the same parameters of the Poisson and backaction noises shown in Figs. 3 and 4 for the measurement-only case. The analytical formula (26) is in good agreement with the numerical simulation, and it shows the sub-Poisson fluctuation for a large range of θ_m . In the vicinity of $Q_{\text{jump}} = 0$ at $\theta_0/\pi \approx 0.395$, the Fano factor is strongly suppressed/enhanced as $\theta_m \rightarrow \theta_0 \pm 0$ because Q_{jump} and Q_{ex} have the same signs for $\tilde{\theta}_0 < \theta_m < \theta_0$, where $Q_{\text{ex}} = 0$ at $\tilde{\theta}_0/\pi \approx 0.381$, as discussed in Sec. 4.2.

5 Summary

We study the statistical property of heat exchange between the monitor and the dissipative qubit under continuous measurement and feedback. The first half is the steady-state heat current when changing the measurement and feedback states. The heat current can take a wider range of values compared with the measurement-only case. When doing the measurement to the ground state and the feedback to the excited state, heat maximally flows from the monitor to the qubit, which exceeds the maximum value for the measurement-only case. We also observe the qubit cooling by the measurement and the feedback, which is never seen for the measurement-only case. We identify the boundary between the cooling and the heating is determined by the temperature, the cooling region is extended as the temperature decreases.

The second part of this paper is devoted to the fluctuation around the heat current by unraveling the Lindblad equation, the stochastic master equation. The power spectrum is composed of the frequency-independent and -dependent contributions, coming from the quantum jump and the measurement backaction dynamics, called the Poisson noise and the backaction noise, respectively, in this work. Both noises are characteristic of the continuous measurement process, different from the standard shot noise such as in the electric circuit. For a large range of parameters, these spectra have the opposite sign, which can be interpreted as the measurement backaction and leads to the sub-Poisson Fano factor. However, around zero heat change by the quantum jump, these spectra have the same sign due to the dissipation to the heat baths, resulting in the super-Poisson Fano factor.

Our findings are helpful for the development of future applications in measurement-based thermal machines, particularly, qubit cooling by continuous quantum measurement and feedback, and the further understanding of quantum thermodynamics in quantum dissipative systems from the aspect of the current fluctuations. We hope the experimental observation of the statistical properties of heat exchange between the monitor and the measured quantum system under continuous measurement and feedback in the near future.

Acknowledgements

The authors thank the Supercomputer Center, the Institute for Solid State Physics, the University of Tokyo for the use of the facilities.

Funding information This work was supported by the JST Moonshot R&D– MILLENNIA Program Grant No. JPMJMS2061 and Y.T. acknowledges support by JSPS KAKENHI Grant No. 23K03273.

References

- [1] H. M. Wiseman and G. J. Milburn, *Quantum Measurement and Control*, Cambridge University Press, Cambridge, UK (2009).
- [2] K. Jacobs, *Quantum Measurement Theory and its Applications*, Cambridge University Press, Cambridge, UK (2014).
- [3] A. Jordan and I. Siddiqi, *Quantum Measurement: Theory and Practice*, Cambridge University Press, Cambridge, UK (2024).
- [4] J. P. Pekola, *Towards quantum thermodynamics in electronic circuits*, Nat. Phys. **11**, 118 (2015), doi:[10.1038/nphys3169](https://doi.org/10.1038/nphys3169).
- [5] G. Benenti, G. Casati, K. Saito and R. S. Whitney, *Fundamental aspects of steady-state conversion of heat to work at the nanoscale*, Phys. Rep. **694**, 1 (2017), doi:<https://doi.org/10.1016/j.physrep.2017.05.008>.
- [6] F. Binder, L. A. Correa, C. Gogolin, J. Anders and G. Adesso, eds., *Thermodynamics in the Quantum Regime: Fundamental Aspects and New Directions*, Fundamental Theories of Physics Vol. 195. Springer International Publishing, Cham, Switzerland (2018).
- [7] J. V. Koski, T. Sagawa, O.-P. Saira, Y. Yoon, A. Kutvonen, P. Solinas, M. Möttönen, T. Ala-Nissila and J. P. Pekola, *Distribution of entropy production in a single-electron box*, Nat. Phys. **9**, 644 (2013), doi:[10.1038/nphys2711](https://doi.org/10.1038/nphys2711).
- [8] J. V. Koski, V. F. Maisi, T. Sagawa and J. P. Pekola, *Experimental observation of the role of mutual information in the nonequilibrium dynamics of a maxwell demon*, Phys. Rev. Lett. **113**, 030601 (2014), doi:[10.1103/PhysRevLett.113.030601](https://doi.org/10.1103/PhysRevLett.113.030601).
- [9] J. V. Koski, V. F. Maisi, J. P. Pekola and D. V. Averin, *Experimental realization of a szilard engine with a single electron*, PNAS **111**, 13786 (2014), doi:[10.1073/pnas.1406966111](https://doi.org/10.1073/pnas.1406966111).
- [10] J. Yi, P. Talkner and Y. W. Kim, *Single-temperature quantum engine without feedback control*, Phys. Rev. E **96**, 022108 (2017), doi:[10.1103/PhysRevE.96.022108](https://doi.org/10.1103/PhysRevE.96.022108).
- [11] O. Maillet, P. A. Erdman, V. Cavina, B. Bhandari, E. T. Mannila, J. T. Peltonen, A. Mari, F. Taddei, C. Jarzynski, V. Giovannetti and J. P. Pekola, *Optimal probabilistic work extraction beyond the free energy difference with a single-electron device*, Phys. Rev. Lett. **122**, 150604 (2019), doi:[10.1103/PhysRevLett.122.150604](https://doi.org/10.1103/PhysRevLett.122.150604).
- [12] M. Naghiloo, D. Tan, P. M. Harrington, J. J. Alonso, E. Lutz, A. Romito and K. W. Murch, *Heat and work along individual trajectories of a quantum bit*, Phys. Rev. Lett. **124**, 110604 (2020), doi:[10.1103/PhysRevLett.124.110604](https://doi.org/10.1103/PhysRevLett.124.110604).
- [13] M. Jayaseelan, S. K. Manikandan, A. N. Jordan and N. P. Bigelow, *Quantum measurement arrow of time and fluctuation relations for measuring spin of ultracold atoms*, Nat. Commun. **12**, 1847 (2021), doi:[10.1038/s41467-021-22094-3](https://doi.org/10.1038/s41467-021-22094-3).
- [14] C. Elouard, D. Herrera-Martí, B. Huard and A. Auffèves, *Extracting work from quantum measurement in maxwell's demon engines*, Phys. Rev. Lett. **118**, 260603 (2017), doi:[10.1103/PhysRevLett.118.260603](https://doi.org/10.1103/PhysRevLett.118.260603).
- [15] C. Elouard and C. Lombard Latune, *Extending the laws of thermodynamics for arbitrary autonomous quantum systems*, PRX Quantum **4**, 020309 (2023), doi:[10.1103/PRXQuantum.4.020309](https://doi.org/10.1103/PRXQuantum.4.020309).

- [16] X. Linpeng, N. Piccione, M. Maffei, L. Bresque, S. P. Prasad, A. N. Jordan, A. Auffèves and K. W. Murch, *Quantum energetics of a noncommuting measurement*, Phys. Rev. Res. **6**, 033045 (2024), doi:[10.1103/PhysRevResearch.6.033045](https://doi.org/10.1103/PhysRevResearch.6.033045).
- [17] C. Elouard, D. A. Herrera-Martí, M. Clusel and A. Auffèves, *The role of quantum measurement in stochastic thermodynamics*, npj Quantum Information **3**, 9 (2017), doi:[10.1038/s41534-017-0008-4](https://doi.org/10.1038/s41534-017-0008-4).
- [18] C. Elouard and A. N. Jordan, *Efficient quantum measurement engines*, Phys. Rev. Lett. **120**, 260601 (2018), doi:[10.1103/PhysRevLett.120.260601](https://doi.org/10.1103/PhysRevLett.120.260601).
- [19] M. Campisi, J. Pekola and R. Fazio, *Feedback-controlled heat transport in quantum devices: theory and solid-state experimental proposal*, New J. Phys. **19**, 053027 (2017), doi:[10.1088/1367-2630/aa6acb](https://doi.org/10.1088/1367-2630/aa6acb).
- [20] S. Chand and A. Biswas, *Critical-point behavior of a measurement-based quantum heat engine*, Phys. Rev. E **98**, 052147 (2018), doi:[10.1103/PhysRevE.98.052147](https://doi.org/10.1103/PhysRevE.98.052147).
- [21] A. Solfanelli, L. Buffoni, A. Cuccoli and M. Campisi, *Maximal energy extraction via quantum measurement*, J. Stat. Mech. p. 094003 (2019), doi:[10.1088/1742-5468/ab3721](https://doi.org/10.1088/1742-5468/ab3721).
- [22] L. Buffoni, A. Solfanelli, P. Verrucchi, A. Cuccoli and M. Campisi, *Quantum measurement cooling*, Phys. Rev. Lett. **122**, 070603 (2019), doi:[10.1103/PhysRevLett.122.070603](https://doi.org/10.1103/PhysRevLett.122.070603).
- [23] S. Rogers and A. N. Jordan, *Postselection and quantum energetics*, Phys. Rev. A **106**, 052214 (2022), doi:[10.1103/PhysRevA.106.052214](https://doi.org/10.1103/PhysRevA.106.052214).
- [24] K. Koshihara and K. Yuasa, *Quantum ergotropy and quantum feedback control*, Phys. Rev. E **107**, 064109 (2023), doi:[10.1103/PhysRevE.107.064109](https://doi.org/10.1103/PhysRevE.107.064109).
- [25] T. Yada, N. Yoshioka and T. Sagawa, *Quantum fluctuation theorem under quantum jumps with continuous measurement and feedback*, Phys. Rev. Lett. **128**, 170601 (2022), doi:[10.1103/PhysRevLett.128.170601](https://doi.org/10.1103/PhysRevLett.128.170601).
- [26] Y. Hasegawa, *Quantum thermodynamic uncertainty relation for continuous measurement*, Phys. Rev. Lett. **125**, 050601 (2020), doi:[10.1103/PhysRevLett.125.050601](https://doi.org/10.1103/PhysRevLett.125.050601).
- [27] Y. Hasegawa, *Thermodynamic uncertainty relation for general open quantum systems*, Phys. Rev. Lett. **126**, 010602 (2021), doi:[10.1103/PhysRevLett.126.010602](https://doi.org/10.1103/PhysRevLett.126.010602).
- [28] S. K. Manikandan, C. Elouard, K. W. Murch, A. Auffèves and A. N. Jordan, *Efficiently fueling a quantum engine with incompatible measurements*, Phys. Rev. E **105**, 044137 (2022), doi:[10.1103/PhysRevE.105.044137](https://doi.org/10.1103/PhysRevE.105.044137).
- [29] B. Bhandari and A. N. Jordan, *Continuous measurement boosted adiabatic quantum thermal machines*, Phys. Rev. Res. **4**, 033103 (2022), doi:[10.1103/PhysRevResearch.4.033103](https://doi.org/10.1103/PhysRevResearch.4.033103).
- [30] B. Bhandari, R. Czipryniak, P. A. Erdman and A. N. Jordan, *Measurement-based quantum thermal machines with feedback control*, Entropy **25**, 204 (2023), doi:[10.3390/e25020204](https://doi.org/10.3390/e25020204).
- [31] Y. Nazarov, ed., *Quantum Noise in Mesoscopic Physics*, NATO Science Seires II Vol. 97. Kluwer, Dordrecht, Netherlands (2003).

- [32] T. Martin, *Noise in mesoscopic physics*, In H. Bouchiat, Y. Gefen, S. Guéron, G. Montambaux and J. Dalibard, eds., *Nanophysics: Coherence and Transport*, Les Houches. Elsevier, Amsterdam (2005).
- [33] L. Saminadayar, D. C. Glatelli, Y. Jin and B. Etienne, *Observation of the $e/3$ fractionally charged Laughlin quasiparticle*, Phys. Rev. Lett. **79**, 2526 (1997), doi:[10.1103/PhysRevLett.79.2526](https://doi.org/10.1103/PhysRevLett.79.2526).
- [34] R. de Picciotto, M. Reznikov, M. Heiblum, V. Umansky, G. Bunin and D. Mahalu, *Direct observation of a fractional charge*, Nature **389**, 162 (1997), doi:[10.1038/38241](https://doi.org/10.1038/38241).
- [35] O. Zarchin, M. Zaffalon, M. Heiblum, D. Mahalu and V. Umansky, *Two-electron bunching in transport through a quantum dot induced by kondo correlations*, Phys. Rev. B **77**, 241303 (2008), doi:[10.1103/PhysRevB.77.241303](https://doi.org/10.1103/PhysRevB.77.241303).
- [36] Y. Yamauchi, K. Sekiguchi, K. Chida, T. Arakawa, S. Nakamura, K. Kobayashi, T. Ono, T. Fujii and R. Sakano, *Evolution of the kondo effect in a quantum dot probed by shot noise*, Phys. Rev. Lett. **106**, 176601 (2011), doi:[10.1103/PhysRevLett.106.176601](https://doi.org/10.1103/PhysRevLett.106.176601).
- [37] X. Jehl, M. Sanquer, R. Calemczuk and D. Mailly, *Detection of doubled shot noise in short normal-metal/ superconductor junctions*, Nature **405**, 50 (2000), doi:[10.1038/35011012](https://doi.org/10.1038/35011012).
- [38] A. A. Kozhevnikov, R. J. Schoelkopf, L. E. Calvet, M. J. Rooks and D. E. Prober, *Shot noise measurements in diffusive normal metal-superconductor (n-s) junctions*, J. Low Temp. Phys. **118**, 671 (2000), doi:[10.1023/A:1004695412712](https://doi.org/10.1023/A:1004695412712).
- [39] A. A. Kozhevnikov, R. J. Schoelkopf and D. E. Prober, *Observation of photon-assisted noise in a diffusive normal metal-superconductor junction*, Phys. Rev. Lett. **84**, 3398 (2000), doi:[10.1103/PhysRevLett.84.3398](https://doi.org/10.1103/PhysRevLett.84.3398).
- [40] D. J. Evans, E. G. D. Cohen and G. P. Morriss, *Probability of second law violations in shearing steady states*, Phys. Rev. Lett. **71**, 2401 (1993), doi:[10.1103/PhysRevLett.71.2401](https://doi.org/10.1103/PhysRevLett.71.2401).
- [41] S. Nakamura, Y. Yamauchi, M. Hashisaka, K. Chida, K. Kobayashi, T. Ono, R. Leturcq, K. Ensslin, K. Saito, Y. Utsumi and A. C. Gossard, *Nonequilibrium fluctuation relations in a quantum coherent conductor*, Phys. Rev. Lett. **104**, 080602 (2010), doi:[10.1103/PhysRevLett.104.080602](https://doi.org/10.1103/PhysRevLett.104.080602).
- [42] T. Yamamoto and Y. Tokura, *Heat flow from a measurement apparatus monitoring a dissipative qubit*, Phys. Rev. Res. **6**, 013300 (2024), doi:[10.1103/PhysRevResearch.6.013300](https://doi.org/10.1103/PhysRevResearch.6.013300).
- [43] A. J. Leggett, S. Chakravarty, A. T. Dorsey, M. P. A. Fisher, A. Garg and W. Zwerger, *Dynamics of the dissipative two-state system*, Rev. Mod. Phys. **59**, 1 (1987), doi:[10.1103/RevModPhys.59.1](https://doi.org/10.1103/RevModPhys.59.1).
- [44] U. Weiss, *Quantum Dissipative Systems*, World Scientific, Singapore, 5th edn. (2022).
- [45] H.-P. Breuer and F. Petruccione, *The Theory of Open Quantum Systems*, Oxford University Press, Oxford, UK (2007).
- [46] T. Yamamoto, Y. Tokura and T. Kato, *Heat transport through a two-level system under continuous quantum measurement*, Phys. Rev. B **106**, 205419 (2022), doi:[10.1103/PhysRevB.106.205419](https://doi.org/10.1103/PhysRevB.106.205419).