
Symbolic Regression with a Learned Concept Library

Arya Grayeli*
UT Austin, Foundry Technologies

Atharva Sehgal*
UT Austin

Omar Costilla-Reyes
MIT

Miles Cranmer
University of Cambridge

Swarat Chaudhuri
UT Austin

Abstract

We present a novel method for symbolic regression (SR), the task of searching for compact programmatic hypotheses that best explain a dataset. The problem is commonly solved using genetic algorithms; we show that we can enhance such methods by inducing a library of abstract textual concepts. Our algorithm, called LASR, uses zero-shot queries to a large language model (LLM) to discover and evolve concepts occurring in known high-performing hypotheses. We discover new hypotheses using a mix of standard evolutionary steps and LLM-guided steps (obtained through zero-shot LLM queries) conditioned on discovered concepts. Once discovered, hypotheses are used in a new round of concept abstraction and evolution. We validate LASR on the Feynman equations, a popular SR benchmark, as well as a set of synthetic tasks. On these benchmarks, LASR substantially outperforms a variety of state-of-the-art SR approaches based on deep learning and evolutionary algorithms. Moreover, we show that LASR can be used to discover a novel and powerful scaling law for LLMs.

1 Introduction

Symbolic regression (SR) [32] is the task of finding succinct programmatic hypotheses — written in a flexible, domain-specific programming language — that best explain a dataset. Initially proposed in the 1970s, SR has recently emerged as a prominent approach to automated scientific discovery, with applications in domains from astrophysics [29, 11] to chemistry [2, 21] to medicine [49].

Computational complexity is a fundamental challenge in SR, as the space of hypotheses that an SR algorithm must search is discrete and exponential. Previous work has approached this challenge using methods like genetic programming [39, 9], neural-guided search [10, 41], deep reinforcement learning [36] and hybrid algorithms [27]. However, new tools to enhance the scalability of SR remain a critical need for applications in SR and scientific discovery.

In this paper, we show that *abstraction* and *knowledge-directed discovery* can be powerful principles in building such scaling tools in SR. State-of-the-art genetic algorithms for SR [9] evolve pools of candidate hypotheses using random mutation and crossover operations. By contrast, a human scientist does not just randomly mutate their explanations of data. Instead, they synthesize background knowledge and empirical observations into abstract concepts, then use these concepts to derive new explanations. We show that zero-shot queries to large language models (LLMs) can be used to implement such a discovery process on top of a standard SR algorithm.

Concretely, we present a new method for symbolic regression, called LASR, that discovers a library of abstract, reusable and interpretable textual *concepts* and uses it to accelerate SR. LASR alternates between three phases: (i) *concept-directed hypothesis evolution*, where standard genetic operations

*Equal contribution; Correspondence to atharvas@utexas.edu

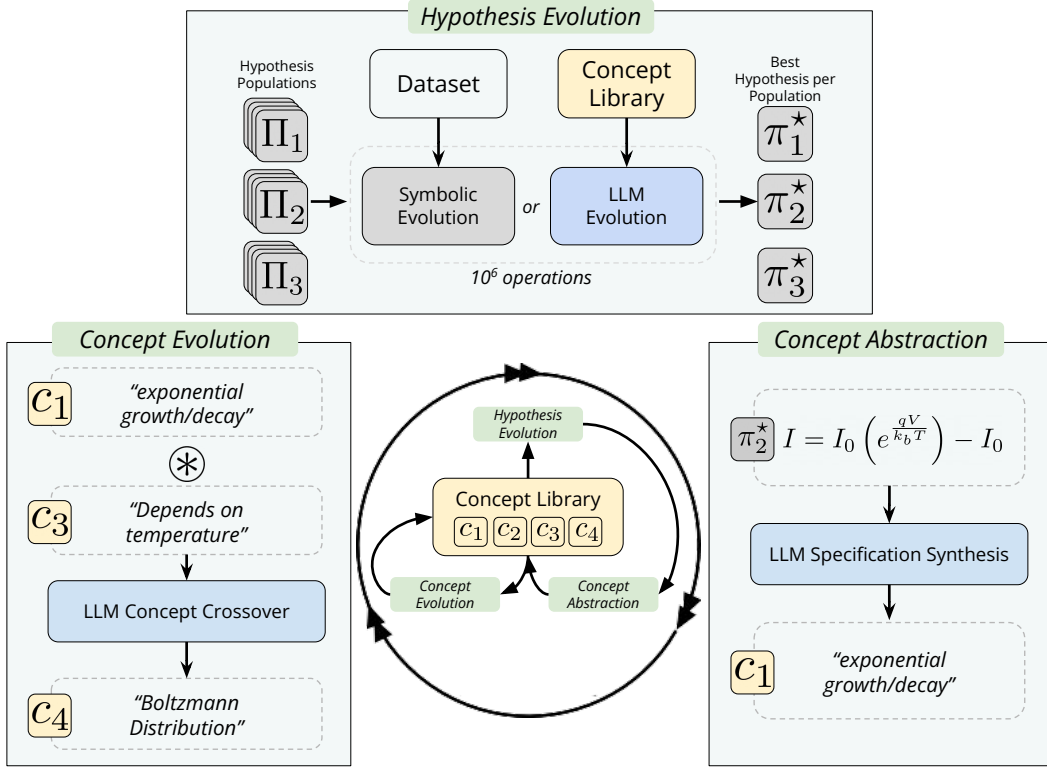


Figure 1: An overview of LASR. LASR iteratively refines a library of interpretable textual concepts which are used to bias the search for hypotheses for scientific discovery tasks. This involves three distinct phases: **(Top)** finding optimal hypotheses within a concept-directed hypothesis evolution, **(Right)** leveraging the optimal hypotheses to find new concept abstractions, and **(Left)** iterating on learned concepts to discover new concepts to accelerate hypothesis evolution. LASR introduces an orthogonal direction of improvement over current symbolic regression algorithms [9] (in gray).

over hypotheses are interleaved with LLM-guided mutation and crossover operations conditioned on known library concepts; (ii) the LLM-based *abstraction* of patterns in known high-performing hypotheses into new concepts; and (iii) the LLM-directed *evolution of concepts* into more succinct and general forms. Together, these three steps form an open-ended alternating maximization loop that combines evolutionary exploration with the exploitation of the LLM’s background knowledge and in-context learning ability.

We experimentally compare LASR on Feynman Equations [25] — a popular SR benchmark in which the goal is to discover 100 equations from the Feynman Lectures in Physics — against several state-of-the-art genetic and deep learning approaches. LASR can discover 66 of the 100 target equations, while the best existing approach can solve 59. To address the concern that LASR’s performance could be attributed to test set leakage, we compare LASR with a state-of-the-art genetic approach on a suite of synthetic benchmarks. We show that LASR substantially outperforms the baseline. Finally, we support the contribution of LASR to the research community by evaluating the methodology in a case study where the goal is to find new scaling laws for LLMs.

In summary, the contributions of this paper are as follows:

- We pose the problem of discovering an open-ended, reusable concept library that can accelerate solutions to downstream SR tasks.
- We present LASR, a method for combining zero-shot LLM queries and standard evolutionary operations to simultaneously induce a concept library and high-performing hypotheses. LASR’s strategy of using LLMs to accelerate evolutionary algorithms may have future applications in settings beyond SR.
- We offer promising experimental results, including a demonstration that LASR outperforms state-of-the-art algorithms in standard SR tasks and synthetic domains, as well as a case study that uses LASR to discover a novel LLM scaling law.

2 Problem Formulation

Symbolic Regression. We formulate symbolic regression (SR) as a program synthesis [6] problem. The inputs to this problem include a language \mathcal{L} of programmatic hypotheses and a dataset $\mathcal{D} := \{(\mathbf{x}_i, \mathbf{y}_i)\}_{i=1}^N$ of input-output examples. The syntax of \mathcal{L} is described by a *context-free grammar* [23]. The grammar allows each hypothesis π to be represented using a set of mathematical operators (e.g., addition, multiplication, trigonometric functions) that facilitate the composition of simpler hypotheses into more complex ones. We abstractly define the *fitness* of a hypothesis π as the likelihood $p_{\mathcal{L}}(\mathcal{D} \mid \pi)$ that it generates \mathcal{D} .

In order to prevent finding non-useful solutions, we impose a *prior probability distribution* $p_{\mathcal{L}}(\pi)$ over hypotheses π that penalizes syntactically complex hypotheses. We now pose SR as the task of finding a hypothesis π^* that maximizes the fitness while minimizing syntactic complexity. The problem can be expressed as a maximum a posteriori (MAP) estimation problem [14]:

$$\pi^* = \arg \max_{\pi} p_{\mathcal{L}}(\pi \mid \mathcal{D}) = \arg \max_{\pi} \underbrace{p_{\mathcal{L}}(\mathcal{D} \mid \pi)}_{\text{optimization}} \cdot \underbrace{p_{\mathcal{L}}(\pi)}_{\text{regularization}} \quad (1)$$

Recent work leverages large language models (LLMs) for program synthesis [8, 18, 31]. Large language models (LLMs) approach program synthesis as a token prediction problem, directly approximating the likelihood of programs by training on internet-scale datasets. That is,

$$p_{\mathcal{L}}(\pi \mid \mathcal{D}) \approx p_{\text{LLM}}(\langle \pi \rangle \mid \langle \mathcal{L} \rangle, \text{desc}(\mathcal{D})), \quad (2)$$

where $\langle \pi \rangle$ and $\langle \mathcal{L} \rangle$ are, respectively, textual representations of π and a specification of the syntax of \mathcal{L} , and the *task description* $\text{desc}(\mathcal{D})$ is a few-shot serialization of a subset of the examples in \mathcal{D} .

Symbolic Regression with Latent Concept Libraries. Classical symbolic regression typically assumes no prior knowledge or intuition about the problem. In contrast, human scientific discovery often leverages empirical patterns [50] and intuitions derived from previously observed data. For example, recognizing a ‘power law relationship between variables’ has led to the formulation of fundamental empirical laws across various fields, such as the Arrhenius equation in Chemistry, the Rydberg formula in Physics, Zipf’s law in Linguistics, and Moore’s law in Computer Science.

We model such empirical patterns as natural-language *concepts* drawn from a latent *concept library* \mathcal{C} . We frame the relationship between the concept library and programs as a Hierarchical Bayesian model consisting of: (i) a *prior* $p(\mathcal{C})$ representing the natural distribution over concept libraries; (ii) a model $p_{\mathcal{L}}(\pi \mid \mathcal{C})$ that quantifies the likelihood of various hypotheses for a given concept library \mathcal{C} ; and (iii) the previously mentioned fitness function $p_{\mathcal{L}}(\mathcal{D} \mid \pi)$ for programs π . We assume that the distributions $p(\mathcal{C})$ and $p_{\mathcal{L}}(\pi \mid \mathcal{C})$ can be approximated using LLMs. That is, we can prompt an LLM to generate interesting concepts, and we can prompt an LLM with a set of concepts to generate token-sequence representations of hypotheses that adhere to the concepts. Now we state the problem of *symbolic regression with latent concept learning* as one of simultaneously inducing an optimal concept library and an optimal programmatic hypothesis:

$$\arg \max_{\pi, \mathcal{C}} p(\pi, \mathcal{C} \mid \mathcal{D}) = \arg \max_{\pi, \mathcal{C}} \underbrace{p(\mathcal{D} \mid \pi)}_{\text{By execution}} \cdot \underbrace{p(\pi \mid \mathcal{C})}_{\text{By LLM}} \cdot \underbrace{p(\mathcal{C})}_{\text{By LLM}} \quad (3)$$

3 Method

LASR performs a two-stage evolution over natural-language concepts and programmatic hypotheses. The two stages follow an alternating maximization strategy shown in Figure 1: (1) *Hypotheses evolution*: We fix the set of concepts and focus on maximizing the hypotheses’ fitness to the dataset, and (2) *Concept abstraction and evolution*: We leverage the best hypotheses found to induce a new library of concepts.

In the rest of this section, we first describe PySR, the SR algorithm [9] that LASR extends. Next, we show how to modify this algorithm into one guided by natural-language concepts. Finally, we show how these concepts can be naturally extracted and evolved into new concepts. The full LASR algorithm is presented in Algorithm 1 and visualized in Figure 2. LASR is built in Julia with an additional Python interface² and uses an open-source, optimized framework for LLM inference [24].

²Artifacts available at <https://trishullab.github.io/lasr-web>

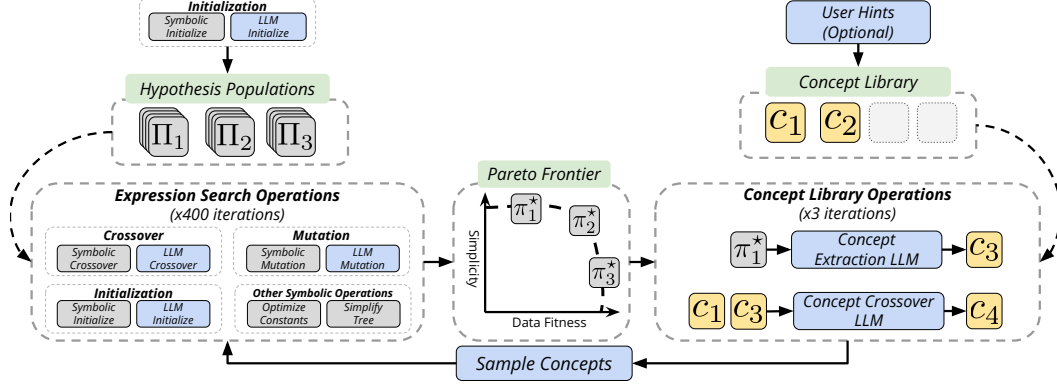


Figure 2: A single step of LASR. LASR induces multiple hypothesis populations that are evolved using a scalable evolutionary algorithm. Concept guidance is provided by randomly replacing symbolic operations with concept-directed LLM operations with probability p . After each iteration, the top-performing programs are summarized into natural language concepts, which are evolved to form new concepts that are sampled to guide the search in the next iteration.

Base Algorithm: PySR. LASR builds on PySR [9], a scalable, parallelizable genetic search algorithm for SR. The search in PySR maintains multiple populations $\{\Pi_1, \dots, \Pi_k\}$ of hypotheses, with each hypothesis represented as an expression tree. In its *initialization* step, captured by a procedure INITIALIZEPOPULATIONS, PySR creates a new expression at random to insert into a population. After running this step, PySR runs a genetic search, encapsulated in a procedure SRCYCLE, which evolve these populations in parallel, simplifies and optimizes the constants of the resulting hypotheses, and then migrates top-performing hypotheses between populations.

Like other evolutionary algorithms, the search in PySR uses symbolic *mutation* and *crossover* operations. The mutation step is broken into many categories, each with distinct weighting, to either mutate a constant, mutate an operator, add a node (append, prepend, insert), delete a subtree of an expression tree, simplify the tree, initialize a new tree, or do nothing. One of these operations is randomly selected at each call to a mutation request, and each operation executes itself at random but within user-provided constraints. For example, deleting a subtree is done by choosing a random node to replace with a randomly-generated leaf node such as a feature or constant. The crossover step involves swapping random subtrees of two expressions in a population.

LLM-guided Hypothesis Evolution. LASR speeds up PySR by injecting natural language priors into its search procedure. To do this, we modify the INITIALIZEPOPULATIONS procedure to use an LLM-augmented initialization operation, and the SRCYCLE routine to use LLM-augmented versions of its symbolic mutation and crossover operations. The altered procedures are named LLMINIT, LLMUTATE, and LLMCROSSOVER, respectively. These operations do not *replace* their standard genetic counterparts. Instead, we introduce a hyperparameter p that, with a fixed probability, substitutes the standard genetic operation with the LLM-based operation. This enables “doping” each population with a program that respects the language priors, while ensuring that we do not bottleneck the local exploration of the search space.

The LLM-guided operations follow the same base format: they sample multiple concepts from the concept library, concatenate these concepts with the task-specific variable names and language operations, and append a specialized prompt for each task. We employ zero-shot prompts (see Appendix A.2 for more details) to avoid sampling biases. In further detail:

- **LLMINIT:** The LLMINIT function takes an initial set of concepts and uses them to initialize the populations for the evolutionary search step. The initial set of concepts can either be instantiated from an optional set of user-provided “hints” or generated by the LLM.
- **LLMUTATE:** For mutation within a population, we sample a set of l concepts from the concept library C , and construct a prompt that uses this set of concepts to mutate an expression π_i into π_j . The prompt to the LLM takes inspiration from the standard genetic mutation operation, and asks it to mutate the expression given the concepts sampled from the library.

Algorithm 1 Pseudocode for LASR. LASR takes as input an optional set of user-provided hints \mathcal{C}_0 , a dataset of input-output pairs of high-dimensional data \mathcal{D} , and four hyperparameters: the number of iterations I , the number of populations K , the number of steps for concept evolution M , and the mixture probability of using LLM-based or GP-based evolutionary operators p . LASR produces two artifacts: the evolved library of concepts \mathcal{C} and the expression with the highest fitness score π^* .

```

1: function LASR( $\mathcal{C}_0, \mathcal{D} = \{(\mathbf{x}_i, \mathbf{y}_i)\}_{i=1}^N, I, K, M, p$ )
2:    $\mathcal{C} \leftarrow \text{INITIALIZECONTEXTLIBRARY}(\mathcal{C}_0)$  ▷ Add (optional) user hints to library.
3:    $\{\Pi_1, \dots, \Pi_K\} \leftarrow \text{INITIALIZEPOPULATIONS}(\mathcal{C}, K)$ 
4:   for  $\_$  in range( $I$ ) do
5:     for  $i$  in range( $K$ ) do
6:        $\Pi_i \leftarrow \text{SRCYCLE}(\Pi_i, \mathcal{D}, \mathcal{C}, p)$  ▷ Interleaved Symbolic + LLM Search
7:        $\mathcal{F} \leftarrow \text{EXTRACTPARETOFRONTIER}(\{\Pi_1 \dots \Pi_K\}, \mathcal{D})$  ▷ Includes positive + negative programs
8:        $\mathcal{C} \leftarrow \mathcal{C} \cup \text{CONCEPTABSTRACTION}(\mathcal{F}, \mathcal{C})$ 
9:       for  $\_$  in range( $M$ ) do
10:         $\mathcal{C} \leftarrow \text{CONCEPTEVOLUTION}(\mathcal{C})$ 
11:    $\pi^* \leftarrow \text{BESTEXPRESSION}(\mathcal{F})$  ▷ Based on dataset loss and program complexity
12:   return  $\mathcal{C}, \pi^*$ 

```

- **LLMCROSSOVER:** The LLMCROSSOVER function also samples a set of l concepts from the concept library along with two hypotheses π_i and π_j to construct a new expression π_k , which reuses sub-expression trees from the two hypotheses while respecting the sampled concepts. Our implementation is inspired by prior work [38] — see Figure 4.

Concept Abstraction. After each iteration of symbolic regression, we use a function EXTRACT-PARETOFRONTIER to collect: (i) the hypotheses, across all populations, that are Pareto-optimal with respect to the criteria of syntactic simplicity and dataset loss; (ii) the hypotheses with the worst loss across all populations. The resulting set of hypotheses $\mathcal{F} = \{\pi_1^*, \pi_a^* \dots \pi_1^-, \pi_b^-\}$ captures the trends that were most helpful and most detrimental to performance during hypothesis search. Now we use the CONCEPTABSTRACTION function, which uses a zero-shot prompt to extract a natural language concept c^* that summarizes the positive trends while eschewing negative trends. This concept is subsequently added to the concept library. The prompt for the function is presented in Figure 5.

Concept Evolution. Each concept in \mathcal{C} represents trends that were useful at a previous state in the search process. After adding new concepts into the library, we use a function CONCEPTEVOLUTION to evolve the library to include new ideas that logically follow from the ideas in the current library. The implementation of this function follows that of the LLMCROSSOVER operation in that we are using multiple concepts as a reference to generate new ones, with the key distinction that, unlike in the LLMCROSSOVER operation, the fitness of each generated concept here is difficult to quantify. Thus, we include all the generated responses in the concept library. While these concepts may sometimes be inaccurate, they increase the evolutionary algorithm’s exploration ability.

4 Experiments

We demonstrate the effectiveness of LASR on multiple tasks integral to scientific discovery. First, we evaluate LASR’s performance on the Feynman Equation dataset, a widely adopted scientific discovery benchmark, under a variety of ablations and additional priors. Second, we measure the effect of data leakage by evaluating LASR’s performance on a procedurally generated synthetic dataset of challenging equations. Finally, we conduct a case study using LASR to discover LLM scaling laws with data from the BIG-Bench evaluation suite [15].

LASR’s main focus is to serve as a practical toolkit for scientists. Therefore, our evaluation primarily targets slightly noisy environments, using exact solution rate to gauge performance rather than statistical similarity measures like correlation R^2 , which are less relevant to scientific discovery applications.

GPIearn	AFP	AFP-FE	DSR	uDSR	AlFeynman	PySR	LaSR
20/100	24/100	26/100	23/100	40/100	38/100	59/100	72/100

Table 1: Results on 100 Feynman equations from [47]. We report exact match solve rate for all models. LASR achieves the best exact match solve rate using the same hyperparameters as PySR.

Type of Solve	PySR	LASR (Llama3-8B)			LASR (GPT-3.5)
		$p = 1\%$	$p = 5\%$	$p = 10\%$	$p = 1\%$
Exact Solve	59/100	67/100	69/100	71/100	72/100
Almost Solve	7/100	5/100	6/100	2/100	3/100
Close	16/100	9/100	12/100	12/100	10/100
Not Close	18/100	19/100	13/100	16/100	15/100

Table 2: Evaluation results on Feynman dataset by cascading LASR’s LLM backbone (llama3-8b, gpt-3.5-turbo) and changing the probability of calling the model ($p = [0.01, 0.05, 0.10]$) in the order of increasing concept guidance. LASR outperforms PySR even with minimal concept guidance using an open-source LLM.

4.1 Comparison against baselines in the Feynman Equation Dataset

Dataset: The Feynman Equations dataset is a well established benchmark for Symbolic Regression algorithms [47]. This dataset consists of 100 physics equations extracted from the Feynman lectures on Physics. We compare against performance reported on SRBench [25]: a continuously updated public benchmark of SR methods on many datasets. Specifically, we compare against GPIearn, AFP, AFP-FE, DSR, uDSR, PySR, and AI Feynman [40, 45, 47, 27, 36]. Within this subset PySR represents an ablation of our model without the LLM genetic operations and the concept evolution (Section 3). We evaluate on a slightly noisy version of this dataset in order to simulate experimental errors common in scientific discovery domains. Details about this dataset are presented in Section A.4.1.

Setup: We instantiate LASR using gpt-3.5-turbo-0125 [4] as the backbone LLM and calling it with $p = 0.01$ for 40 iterations, and compare our results with PySR which uses the same default hyperparameters. For the other baselines, we use the numbers reported in SRBench with one exception being uDSR [27], for which we couldn’t find any benchmarking numbers. For this method, we derive the exact solve rate from [35].

Results: We showcase results in Table 1. We draw three observations from this experiment. First, LASR achieves a higher exact solve rate than all other baselines. Second, both PySR and LASR outperform the other baselines by a wide margin, indicating that scalable and efficient synthesis is imperative to practical scientific discovery algorithms. Finally, and most notably, a subset of the equations LASR finds could not be derived with any of the previous methods.

4.2 Cascading Experiments

LASR’s performance is inherently bottlenecked by the reasoning capabilities of the backbone LLMs and the frequency of their invocation in each iteration. To evaluate the effect of the backbone LLM on LASR’s performance, we instantiate a model cascade over two of LASR’s hyperparameters: the backbone model (llama3-8b [16], gpt-3.5-turbo-0125) and the probability p with which we call that model in the evolution step ($p = [1\%, 5\%, 10\%]$).

Setup: Our cascade operates as a tournament. We start LASR with the configuration that provides the least language guidance (llama3-8b at $p = 1\%$) and progressively increase the value of p and then the backbone model. Each subsequent model is only evaluated on the problems that the previous model could not solve. We compare this against PySR’s performance on the Feynman equation dataset. To ensure a fair comparison, we cascade PySR using the same procedure but find it does not solve any additional equations. For this experiment, we tag each equation with a qualitative rating comparing the equation to the ground truth form (Exact Solve, Almost Solve, Close, and Not Close). An in-depth discussion on this metric is presented in Section A.6.

Results: Our results are presented in 2. We draw two key observations from these results. First, LASR outperforms PySR even with minimal concept guidance (llama3-8b at $p = 1\%$). Second, increasing the backbone model size and the mixture probability substantially enhances LASR’s performance, indicating that as the language reasoning capabilities of LLMs improve, so will our performance.

4.3 Ablation Experiments

We conduct ablations on the use of Concept Evolution, Concept Crossover, variable names, and user hints. Figure 3 shows how these ablations affect performance over 40 iterations. We designate an equation as “solved” if, after N iterations, the MSE of our predicted equation is less than 10^{-11} . This metric differs from ‘Exact Solved’ as defined in the prior experiments: an equation can be ‘exactly solved’ yet have an MSE higher than 10^{-11} due to the noise floor in the target variables, and an equation can have low loss but not be an exact match. We observe from the results that: (1) Removing variable names results in a substantial performance drop, as we lose semantic meaning provided by variables (for instance, observing θ could suggest employing trigonometric functions on θ). (2) Learning a concept library enables faster convergence to solutions. Without the concept library, task convergence is slower, and widens under higher concept guidance conditions ($p > 0.1\%$).

4.4 Qualitative Analysis and User Hints

The concept library provides an interpretable window into our evolutionary search process. To showcase the concepts learned by LASR, we take a sample equation from the Feynman dataset, the electric field of a dipole $E_f = \frac{3p_d \cos \theta \sin \theta}{4\pi\epsilon r^3}$ and comment on the libraries learned at various intervals. We see rudimentary concepts emerge in the second iteration:

“The presence of basic trigonometric functions like sin in the good expressions contributes to their quality, indicating a connection to physical concepts such as waveforms or periodic phenomena.”

And, in subsequent iterations, the concepts become even more refined:

“The good mathematical expressions exhibit a balance between mathematical operations such as multiplication, division, and trigonometric functions, which are known to have physical interpretations and relevance in various scientific phenomena.”

This iterative refinement helps LASR consistently maintain high-quality concepts, allowing it to converge to an exact match within 40 iterations. By contrast, PySR and the concept library ablations fail to converge on an exact match solution, returning equations that — while low-loss — involve many extra terms absent from the ground truth. This reinforces our hypothesis that injecting semantic meaning into the search process not only improves search efficiency, but also regularizes against complex equations — as the LLM-generated concepts help filter out irrelevant terms. A deeper qualitative analysis is in Appendix A.7.

Extending LASR with Hints: A benefit of LASR is that its search can be initialized with a set of user-specified, natural-language “hints.” To evaluate this capability, we generate hints for each equation based on variations of the chapter title of the Feynman lecture that the equation belongs to. We intentionally keep the hints vague to see if knowledge about just the general field is sufficient in improving LASR’s performance. We showcase results in Figure 3. We observe a noticeable boost in performance from injecting these hints, even for our weakest performing model, indicating that even minimal user input can substantially enhance LASR’s effectiveness in discovering equations.

4.5 Data Leakage Validation

An important consideration in using LLMs for existing SR problems is the possibility that the LLM was exposed to the hold-out problems in the validation set, presenting an unfair advantage to LLMs trained on massive datasets. Intuitively, LASR generates its own concepts which are conditioned on suboptimal programs, which are unlikely to be within the LLM’s memorized responses. To validate this, we generate a dataset of 41 synthetic equations that are engineered to deviate from common physical and mathematical structures and have arbitrary variables. For example, one such equation is $y = \frac{0.782x_3 + 0.536}{x_2 e^{x_1} (\log x_2 - x_2 e^{\cos x_1})}$. We find that PySR struggles to solve equations with these characteristics (given 400 iterations). Hence, solving such equations hinges on the language guidance components.

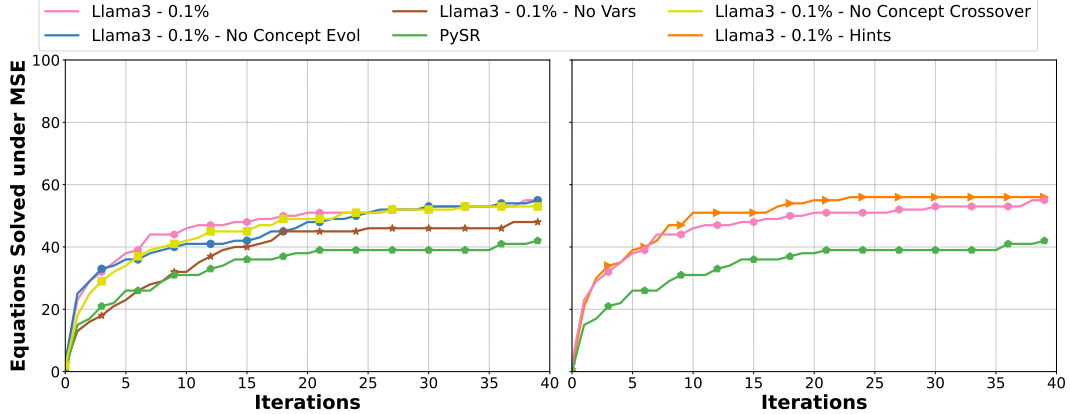


Figure 3: Evaluation results for ablations/extensions of LASR. **(Left)**: We ablate three components of LASR: Concept Evolution, Concept Crossover, and variable names and evaluate their MSE solve rate performance on the Feynman dataset over 40 iterations. We find that each component contributes to accelerating search at different stages in the search process. **(Right)**: We extend LASR by providing an initial concept library \mathcal{C}_0 in the form of user provided hints. We find that natural language hints significantly increases the speed of solving equations.

We run LASR with Llama3-8B at 0.1%. We then compare our synthesized program’s test set R^2 with that of PySR’s. We justify using correlation instead of exact-match as we are not motivated by the application of results for scientific discovery in this experiment. Our results are summarized in Table 3 and show that LASR’s concept-guided synthesis still provides a considerable performance boost compared to PySR – demonstrating that LASR can outperform PySR even when data leaking is not possible.

PySR	LaSR (Llama3-8B, 0.1%)
0.070	0.913

Table 3: Evaluation results of data leakage. We present the test set R^2 of PySR and of LASR on a synthetic Symbolic Regression dataset. Higher R^2 is better.

4.6 Using LASR to discover LLM Scaling Laws

So far, we have demonstrated that LASR can discover equations that are practical but already known (Feynman Dataset) and equations that are novel but aren’t practical (Synthetic Dataset). To investigate LASR’s utility in finding novel and practical empirical trends, we investigate whether LASR can discover novel LLM scaling laws on the BigBench dataset [15]. More details on this experiment are presented in Section A.5.

Traditionally, to identify an LLM scaling law, practitioners must first manually posit a “skeleton equation” with a fixed set of known variables and unknown free parameters, and then optimize the unknown parameters based on a dataset of model hyperparameters and resulting dataset fitness [22, 1, 5]. Instead of starting with a predefined equation, we use LASR to discover the skeleton equation that best fits various subsets of the BigBench dataset.

Setup. BigBench contains 204 tasks with scored responses from 55 language models trained with different hyperparameters. We evaluate on the subset of tasks where the preferred metric is ‘Multiple choice grade’ (53,812 samples). Our goal is to find the equation that best predicts the test score given the model hyperparameters and the dataset hyperparameters. We run LASR with 3840 populations of 200 candidates each for 7 hours (overnight). The runtime of LASR is comparable to other SR algorithms for this experiment as the slowest operation isn’t generating candidate equations but rather optimizing and evaluating candidate equations.

Results. LASR discovers the following scaling law on the subset of BigBench:

$$\text{score} = \frac{A}{\left(\frac{\text{train_steps}}{B}\right)^{\text{\#shots}}} + E \quad (4)$$

Scaling Law Skeleton	MSE Loss	Free Parameters
Equation 4	0.03655 ± 0.00281	3
Chinchilla [22]	0.03664 ± 0.00283	5
Modified Chinchilla	0.03655 ± 0.00280	5
Residual Term Only	0.09324 ± 0.01992	1

Table 4: Preliminary results on evaluating different LLM scaling laws. We measure MSE loss on a held out subset of BigBench [15]. The equation discovered with LASR performs as well as the Chinchilla equation [22] on BigBench while using less free parameters. The residual term skeleton equation ($\text{score} = E$) also performs well.

where score is the MCQ grade, train_steps is the number of training steps for the model, and $\#\text{shots}$ is the number of in-context examples provided during inference. The fitted free parameters are presented in Equation 5.

Qualitative Evaluation: Equation 4 describes an empirical relationship between training hyperparameters (training steps) and inference hyperparameters (number of shots). It asserts that increasing the number of shots exponentially increases the model’s performance for low-resource models, while having diminishing gains as the number of training steps of the model increase. This observation is consistent with work in scaling test-time compute [44]. However, if the number of shots is an odd number, the exponentially increasing trend reflects over the line $\text{score} = E$ and turns into an exponentially decreasing trend. A manual inspection of the training data reveals the majority of samples had an even number of shots (2, 4, ...) which causes this generalization error.

As the output artifacts of LASR are interpretable, we can integrate this empirical relationship between training steps and number of shots into known scaling laws. Specifically, we can augment the chinchilla scaling law as follows:

$$\text{score} = \frac{A}{(\text{train_steps} \cdot \text{batch_size})^\alpha} + \frac{B}{(\#\text{params})^\beta} + E \quad (\text{Chinchilla [22]})$$

$$\text{score} = \frac{A}{(\text{train_steps} \cdot \text{batch_size})^{\alpha \cdot \#\text{shots}}} + \frac{B}{(\#\text{params})^\beta} + E \quad (\text{Modified Chinchilla})$$

Quantitative Evaluation: We fit the free parameters of each equation on the training set (43, 049 samples) and measure the MSE loss between the actual grade and the predicted grade on the validation set (10, 763 samples). The results are presented in Table 4. We find that the Equation 4’s performance, as well as modified Chinchilla’s performance, is competitive with that of Chinchilla’s in predicting the MCQ grade. However, the horizontal line $\text{score} = E$ demonstrates acceptable performance as well. We believe increasing the scale of these preliminary experiments (with richer datasets or longer search horizon) will lead to additional empirical findings.

5 Related Work

Symbolic Regression. The field SR started in the 1970s [17, 28] and has recently become a prominent approach to AI-for-science [32, 33, 38]. Two algorithmic themes here are:

Non-parametric Algorithms: Most work on SR focuses on improving search efficiency using heuristics or parallelization. Specifically, PySR [9] builds a multi-population evolutionary algorithm that incorporates various preexisting heuristics [37], and introduces novel ones such as simulated annealing, an evolve-simplify-optimize loop, and an adaptive parsimony metric. PySR has been successfully applied to study problems in domains such as cosmology [11], international economics [48], and climate modeling [19]. LASR extends PySR to enable the discovery of latent concepts.

Parametric Algorithms: Recent work in SR and program synthesis has often used neural networks to accelerate search [41, 38, 36, 27, 33, 12]. The interplay between the neural and the symbolic components in these works can be abstracted into two categories: (1) leveraging LLMs to induce program scaffolds [33, 38], and (2) learning a neural policy to accelerate search [36, 27, 41, 12]. We highlight two methods from the first category: Funsearch [38] and LLM-SR [43]. Funsearch [38] uses a pretrained LLM to implement a mutation operator on a database of executable programs under a fixed

specification to find super-optimized programs in extremal combinatorics. LASR is a generalization of FunSearch: while FunSearch conditions program generation on a static “specification” (analogous to our concept library), we discover the concept library in the course of the algorithm. As for LLM-SR [43], it leverages a pretrained LLM for generating program sketches [34]. The sketch parameters are optimized and cached in a database which is in turn used to generate new sketches. Our work is an orthogonal direction of improvement. It is technically possible to “plug” the LLM-SR framework into LASR and use our generated ideas to guide the lower-level search component.

The second category includes methods like DSR [36], which, just like LASR, frames SR as a sequence modeling problem. However, the search in LASR leverages a learned concept library and the language and code biases in LLMs, instead of relying on amortization alone.

Program Synthesis with Foundation Models. Recent work in program synthesis models program generation as a sequence prediction problem. Under this paradigm, the DSL and the input-output specification is serialized in the prompt and a code-generation foundation model [30, 7, 4] is leveraged to autoregressively generate candidate programs. This approach has been used to successfully synthesize programs in many areas including spreadsheet formula prediction [12, 8], competitive programming [31], and visual programming [46, 20]. LASR is similar to work in this area in that the LLM Mutate, LLM Crossover, and LLM Initialization functions all follow the sequence prediction paradigm to synthesize mathematical equations, relying on guidance from the concept library.

Program Synthesis with Library Learning. Deploying classical program synthesizers in a new domain often necessitate hand-engineering DSLs to enable scalable synthesis. This severely limits the generality and practicality of such methods. An emerging direction of research – called library learning – attempts to learn the DSL and the programs simultaneously [14, 3, 18, 26, 51, 13, 42, 52]. This is typically framed as a hierarchical Bayesian optimization problem over the space of programs and the space of library functions that generate those programs. Notably, [18] uses LLM guidance to assist in program induction and in auto-documenting learned library modules and [51] considers learning programs under a latent distribution over the space of natural language and the space of the DSL. LASR shares a similar problem formulation to these works, but optimizes over the space of programs and over the space of natural language descriptions of these programs.

6 Conclusion

We have presented LASR, a framework that uses zero-shot queries to an LLM to induce abstract, reusable concepts that can be used to accelerate SR. We have shown that LASR outperforms state-of-the-art approaches on the standard Feynman equation task. We have also used the algorithm to discover a novel scaling law for LLMs.

A key benefit of LASR is that its capabilities are ultimately bottlenecked by those of the underlying LLM. LLMs are rapidly gaining capability and getting cheaper, and future versions of LASR should be able to tap into this progress.

Many directions of research remain open. First, our strategy of accelerating evolutionary search with LLM-based concept induction may be applicable beyond the SR setting. Future research should explore such applications. Second, while our approach here was entirely based on in-context learning, it is worth exploring if finetuning improves the performance of the LLM. Finally, we evaluated the learned concept library exclusively on the downstream SR task. However, the library may also be valuable in other tasks such as clustering or explanation synthesis. Exploring these other tasks is an attractive topic for future work.

Limitations. The current instantiation of LASR has several limitations. First, it cannot guarantee that the concepts it learns are correct or insightful. Even a concept that leads to strong performance in downstream SR tasks may do so because of quirks of the model and data, and end up misleading scientists using the method in a discovery process. Also, we do not currently have a way to ensure that the learned concepts are mutually consistent. Finally, our evaluation here was constrained by our compute budgets for LLMs and search. Whether the trends we see generalize to higher-compute regimes remains to be seen.

Acknowledgements: This research was partially supported by the NSF Expeditions in Computing Award #CCF-1918651, the NSF National AI Institute for Foundations of Machine Learning (IFML), and ARO award #W911NF-21-1-0009. We thank Foundry Technologies for providing substantial computational resources for our experiments.

References

- [1] Ibrahim Alabdulmohsin, Behnam Neyshabur, and Xiaohua Zhai. Revisiting neural scaling laws in language and vision. In Alice H. Oh, Alekh Agarwal, Danielle Belgrave, and Kyunghyun Cho, editors, *Advances in Neural Information Processing Systems*, 2022.
- [2] Rohit Batra, Le Song, and Rampi Ramprasad. Emerging materials intelligence ecosystems propelled by machine learning. *Nature Reviews Materials*, 6(8):655–678, 2021.
- [3] Matthew Bowers, Theo X Olausson, Lionel Wong, Gabriel Grand, Joshua B Tenenbaum, Kevin Ellis, and Armando Solar-Lezama. Top-down synthesis for library learning. *Proceedings of the ACM on Programming Languages*, 7(POPL):1182–1213, 2023.
- [4] Tom Brown, Benjamin Mann, Nick Ryder, Melanie Subbiah, Jared D Kaplan, Prafulla Dhariwal, Arvind Neelakantan, Pranav Shyam, Girish Sastry, Amanda Askell, et al. Language models are few-shot learners. *Advances in neural information processing systems*, 33:1877–1901, 2020.
- [5] Ethan Caballero, Kshitij Gupta, Irina Rish, and David Krueger. Broken neural scaling laws. In *The Eleventh International Conference on Learning Representations*, 2023.
- [6] Swarat Chaudhuri, Kevin Ellis, Oleksandr Polozov, Rishabh Singh, Armando Solar-Lezama, Yisong Yue, et al. Neurosymbolic programming. *Foundations and Trends® in Programming Languages*, 7(3):158–243, 2021.
- [7] Mark Chen, Jerry Tworek, Heewoo Jun, Qiming Yuan, Henrique Ponde de Oliveira Pinto, Jared Kaplan, Harri Edwards, Yuri Burda, Nicholas Joseph, Greg Brockman, et al. Evaluating large language models trained on code. *arXiv preprint arXiv:2107.03374*, 2021.
- [8] Xinyun Chen, Petros Maniatis, Rishabh Singh, Charles Sutton, Hanjun Dai, Max Lin, and Denny Zhou. Spreadsheetcoder: Formula prediction from semi-structured context. In *International Conference on Machine Learning*, pages 1661–1672. PMLR, 2021.
- [9] Miles Cranmer. Interpretable machine learning for science with pysr and symbolicregression. *jl. arXiv preprint arXiv:2305.01582*, 2023.
- [10] Miles Cranmer, Alvaro Sanchez-Gonzalez, Peter Battaglia, Rui Xu, Kyle Cranmer, David Spergel, and Shirley Ho. Discovering symbolic models from deep learning with inductive biases. In *Neural Information Processing Systems*, 2020.
- [11] Benjamin L Davis and Zehao Jin. Discovery of a planar black hole mass scaling relation for spiral galaxies. *The Astrophysical Journal Letters*, 956(1):L22, 2023.
- [12] Jacob Devlin, Jonathan Uesato, Surya Bhupatiraju, Rishabh Singh, Abdel-rahman Mohamed, and Pushmeet Kohli. Robustfill: Neural program learning under noisy I/O. In *ICML*, 2017.
- [13] Kevin Ellis, Lucas Morales, Mathias Sablé-Meyer, Armando Solar-Lezama, and Josh Tenenbaum. Learning libraries of subroutines for neurally-guided Bayesian program induction. In *Advances in Neural Information Processing Systems*, pages 7805–7815, 2018.
- [14] Kevin Ellis, Catherine Wong, Maxwell Nye, Mathias Sable-Meyer, Luc Cary, Lucas Morales, Luke Hewitt, Armando Solar-Lezama, and Joshua B Tenenbaum. Dreamcoder: Growing generalizable, interpretable knowledge with wake-sleep Bayesian program learning. *arXiv preprint arXiv:2006.08381*, 2020.
- [15] Aarohi Srivastava et al. Beyond the imitation game: Quantifying and extrapolating the capabilities of language models. *Transactions on Machine Learning Research*, 2023.
- [16] Abhimanyu Dubey et al. The llama 3 herd of models, 2024.
- [17] Donald Gerwin. Information processing, data inferences, and scientific generalization. *Behavioral Science*, 19(5):314–325, 1974.
- [18] Gabriel Grand, Lionel Wong, Matthew Bowers, Theo X Olausson, Muxin Liu, Joshua B Tenenbaum, and Jacob Andreas. Lilo: Learning interpretable libraries by compressing and documenting code. *arXiv preprint arXiv:2310.19791*, 2023.

- [19] Arthur Grundner, Tom Beucler, Pierre Gentine, and Veronika Eyring. Data-driven equation discovery of a cloud cover parameterization. *Journal of Advances in Modeling Earth Systems*, 16(3):e2023MS003763, 2024.
- [20] Tanmay Gupta and Aniruddha Kembhavi. Visual programming: Compositional visual reasoning without training. In *Proceedings of the IEEE/CVF Conference on Computer Vision and Pattern Recognition*, pages 14953–14962, 2023.
- [21] Alberto Hernandez, Adarsh Balasubramanian, Fenglin Yuan, Simon AM Mason, and Tim Mueller. Fast, accurate, and transferable many-body interatomic potentials by symbolic regression. *npj Computational Materials*, 5(1):112, 2019.
- [22] Jordan Hoffmann, Sebastian Borgeaud, Arthur Mensch, Elena Buchatskaya, Trevor Cai, Eliza Rutherford, Diego de Las Casas, Lisa Anne Hendricks, Johannes Welbl, Aidan Clark, et al. Training compute-optimal large language models. *arXiv preprint arXiv:2203.15556*, 2022.
- [23] John E. Hopcroft, Rajeev Motwani, and Jeffrey D. Ullman. *Introduction to automata theory, languages, and computation, 3rd Edition*. Pearson international edition. Addison-Wesley, 2007.
- [24] Woosuk Kwon, Zhuohan Li, Siyuan Zhuang, Ying Sheng, Lianmin Zheng, Cody Hao Yu, Joseph E. Gonzalez, Hao Zhang, and Ion Stoica. Efficient memory management for large language model serving with pagedattention. In *Proceedings of the ACM SIGOPS 29th Symposium on Operating Systems Principles*, 2023.
- [25] William La Cava, Patryk Orzechowski, Bogdan Burlacu, Fabrício Olivetti de França, Marco Virgolin, Ying Jin, Michael Kommenda, and Jason H Moore. Contemporary symbolic regression methods and their relative performance. *arXiv preprint arXiv:2107.14351*, 2021.
- [26] Brenden M Lake, Ruslan Salakhutdinov, and Joshua B Tenenbaum. Human-level concept learning through probabilistic program induction. *Science*, 350(6266):1332–1338, 2015.
- [27] Mikel Landajuela, Chak Shing Lee, Jiachen Yang, Ruben Glatt, Claudio P Santiago, Ignacio Aravena, Terrell Mundhenk, Garrett Mulcahy, and Brenden K Petersen. A unified framework for deep symbolic regression. *Advances in Neural Information Processing Systems*, 35:33985–33998, 2022.
- [28] Pat Langley. Bacon: A production system that discovers empirical laws. In *International Joint Conference on Artificial Intelligence*, 1977.
- [29] Pablo Lemos, Niall Jeffrey, Miles Cranmer, Shirley Ho, and Peter Battaglia. Rediscovering orbital mechanics with machine learning. *Machine Learning: Science and Technology*, 4(4):045002, 2023.
- [30] Raymond Li, Loubna Ben Allal, Yangtian Zi, Niklas Muennighoff, Denis Kocetkov, Chenghao Mou, Marc Marone, Christopher Akiki, Jia Li, Jenny Chim, et al. Starcoder: may the source be with you! *arXiv preprint arXiv:2305.06161*, 2023.
- [31] Yujia Li, David Choi, Junyoung Chung, Nate Kushman, Julian Schrittwieser, Rémi Leblond, Tom Eccles, James Keeling, Felix Gimeno, Agustin Dal Lago, et al. Competition-level code generation with alphacode. *Science*, 378(6624):1092–1097, 2022.
- [32] Nour Makke and Sanjay Chawla. Interpretable scientific discovery with symbolic regression: a review. *Artificial Intelligence Review*, 57(1):2, 2024.
- [33] Matteo Merler, Nicola Dainese, and Katsiaryna Haitsiukevich. In-context symbolic regression: Leveraging language models for function discovery. *arXiv preprint arXiv:2404.19094*, 2024.
- [34] Vijayaraghavan Murali, Letao Qi, Swarat Chaudhuri, and Chris Jermaine. Neural sketch learning for conditional program generation. *ICLR*, 2018.
- [35] Deep Symbolic Optimization Organization. Srbench symbolic solution. https://github.com/dso-org/deep-symbolic-optimization/blob/master/images/srbench_symbolic-solution.png. Accessed: 2024-05-22.

- [36] Brenden K Petersen, Mikel Landajuela, T Nathan Mundhenk, Claudio P Santiago, Soo K Kim, and Joanne T Kim. Deep symbolic regression: Recovering mathematical expressions from data via risk-seeking policy gradients. *arXiv preprint arXiv:1912.04871*, 2019.
- [37] Esteban Real, Alok Aggarwal, Yanping Huang, and Quoc V Le. Regularized evolution for image classifier architecture search. In *Proceedings of the aaai conference on artificial intelligence*, volume 33, pages 4780–4789, 2019.
- [38] Bernardino Romera-Paredes, Mohammadamin Barekatain, Alexander Novikov, Matej Balog, M Pawan Kumar, Emilien Dupont, Francisco JR Ruiz, Jordan S Ellenberg, Pengming Wang, Omar Fawzi, et al. Mathematical discoveries from program search with large language models. *Nature*, 625(7995):468–475, 2024.
- [39] Michael Schmidt and Hod Lipson. Distilling free-form natural laws from experimental data. *Science*, 324(5923):81–85, 2009.
- [40] Michael D. Schmidt and Hod Lipson. Age-fitness pareto optimization. In *Annual Conference on Genetic and Evolutionary Computation*, 2010.
- [41] Ameesh Shah, Eric Zhan, Jennifer J Sun, Abhinav Verma, Yisong Yue, and Swarat Chaudhuri. Learning differentiable programs with admissible neural heuristics. In *Advances in Neural Information Processing Systems*, 2020.
- [42] Richard Shin, Miltiadis Allamanis, Marc Brockschmidt, and Oleksandr Polozov. Program synthesis and semantic parsing with learned code idioms. In *Advances in Neural Information Processing Systems*, pages 10825–10835, 2019.
- [43] Parshin Shojaee, Kazem Meidani, Shashank Gupta, Amir Barati Farimani, and Chandan K Reddy. Llm-sr: Scientific equation discovery via programming with large language models. *arXiv preprint arXiv:2404.18400*, 2024.
- [44] Charlie Snell, Jaehoon Lee, Kelvin Xu, and Aviral Kumar. Scaling llm test-time compute optimally can be more effective than scaling model parameters, 2024.
- [45] Trevor Stephens. gplearn: Genetic programming in python, with a scikit-learn inspired api, 2024. Accessed: 2024-05-22.
- [46] Dídac Surís, Sachit Menon, and Carl Vondrick. Vipergpt: Visual inference via python execution for reasoning. *arXiv preprint arXiv:2303.08128*, 2023.
- [47] Silviu-Marian Udrescu and Max Tegmark. Ai feynman: A physics-inspired method for symbolic regression. *Science Advances*, 6(16):eaay2631, 2020.
- [48] Sergiy Verstyuk and Michael R Douglas. Machine learning the gravity equation for international trade. *Available at SSRN 4053795*, 2022.
- [49] Marco Virgolin, Ziyuan Wang, Tanja Alderliesten, and Peter AN Bosman. Machine learning for the prediction of pseudorealistic pediatric abdominal phantoms for radiation dose reconstruction. *Journal of Medical Imaging*, 7(4):046501–046501, 2020.
- [50] Eugene P Wigner. The unreasonable effectiveness of mathematics in the natural sciences. In *Mathematics and science*, pages 291–306. World Scientific, 1990.
- [51] Catherine Wong, Kevin M Ellis, Joshua Tenenbaum, and Jacob Andreas. Leveraging language to learn program abstractions and search heuristics. In *International conference on machine learning*, pages 11193–11204. PMLR, 2021.
- [52] Eric Zelikman, Qian Huang, Gabriel Poesia, Noah Goodman, and Nick Haber. Parsel: Algorithmic reasoning with language models by composing decompositions. In *Thirty-seventh Conference on Neural Information Processing Systems*, 2023.

A Appendix

A.1 Broader Societal Impacts

We have presented LASR: a symbolic regression framework that leverages concept guidance to accelerate symbolic regression. We hope that LASR helps accelerate the search for empirical laws in the broader scientific community. In this section, we discuss the broader societal impacts and ethical considerations of our work.

Potential for Misuse: As with other ML techniques, symbolic regression can be leveraged by bad actors to inflict societal harm. Our experiments show that LASR accelerates the search for empirical laws from raw observations. In our setting, we are restricted to observations about physical phenomena. However, a malicious actor could misuse LASR to find patterns in datasets that violate personal rights.

Privacy Concerns: As mentioned before, LASR enables finding patterns in raw observations. We hope that LASR is leveraged by scientists to explain physical phenomena. However, it is possible to use such models to learn behavioral profiles without the active knowledge or explicit consent of the subjects.

Bias and Fairness: LASR generates two artifacts: a hypothesis that maximizes a fitness function (represented as an equation) and a library of concepts that helped discover that hypothesis. LASR ensures fairness and lack of bias in the generated equation as long as the fitness function is free of biases as well. However, we leverage foundation models to induce our library of concepts which could be trained on biased data which may reflect in our concept library. Furthermore, we cannot directly evaluate the efficacy of the concept library and its factual correctness. This doesn't affect equation generation – since equations are quantitatively evaluated. However, a human analyzing the concepts LASR learns might misinterpret trends that the model picks up on.

A.2 LLM Prompts

Note that in the prompts in Figure 4, Figure 5, and Figure 6, we refer to our hypothesis as expressions and the concepts as hypotheses and suggestions. This prompting style was found to work best for the LLM.

A.3 Implementation Details

A.3.1 Compute Usage

We run all experiments on a server node with 8xA100 GPUs with 80 GB of VRAM each. However, our experiments can be reproduced with a GPU with 16 GB of VRAM. We were even able to run LASR on a laptop utilizing a quantized model hosted locally³. Moreover, certain models are hosted on external servers (such as gpt-3-turbo-0125) which allows running LASR on machines without GPUs. For this project, we chose to run llama3-8b using vLLM [24]. However, our framework is compatible with any LLM inference framework that allows hosting an OpenAI compliant RESTful server. For reference, each iteration makes around 60,000 calls. Each call to the LLM is just under 1000 tokens. This gives an upper bound on total compute of 60,000,000 tokens per iteration if $p = 100\%$. Hence, running our model at $p = 1\%$ for 40 iterations would result in just under 25M tokens for each equation.

A.3.2 Concept Sampling

In order to determine which concepts from the concept library we sample for the LLM Hypothesis Evolution, we randomly choose the top-K most recent concepts in the library. This ensures that we use the latest concepts, which are generally reflective of more informed hypotheses, and thus better to use. In practice, we set $K = 20$. Additionally, for Concept Evolution, we exclude the top-K most recent concepts from being used, and rather use older concepts. This is motivated by the desire to not have the concept library converge on a few ideas, rather we want diversity of thought. Our concepts are intended to be longer lasting than the hypotheses that generated them, similar to how observational data comes and goes, but the conclusions from them are more persistent.

³TheBloke/Mistral-7B-Instruct-v0.2-GGUF using llama.cpp

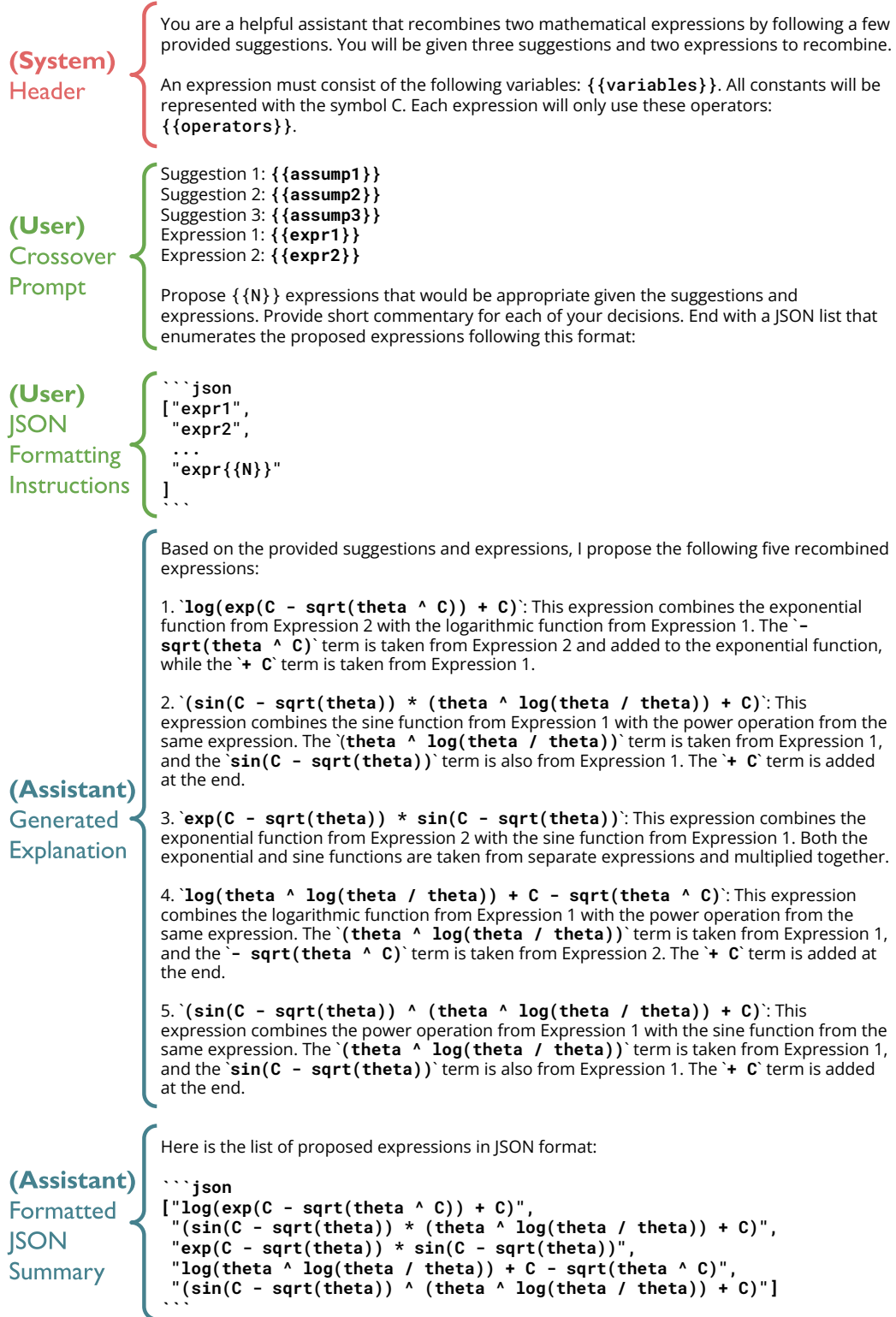


Figure 4: LLMCROSSOVER prompt with an example output. LLMCROSSOVER and LLMCROSSOVER follow the same structure but with slightly different wording and with one and no reference expressions, respectively. Variables within double braces are replaced with the instance specific arguments. These prompts are available in `prompts/*.txt` in the linked repository.

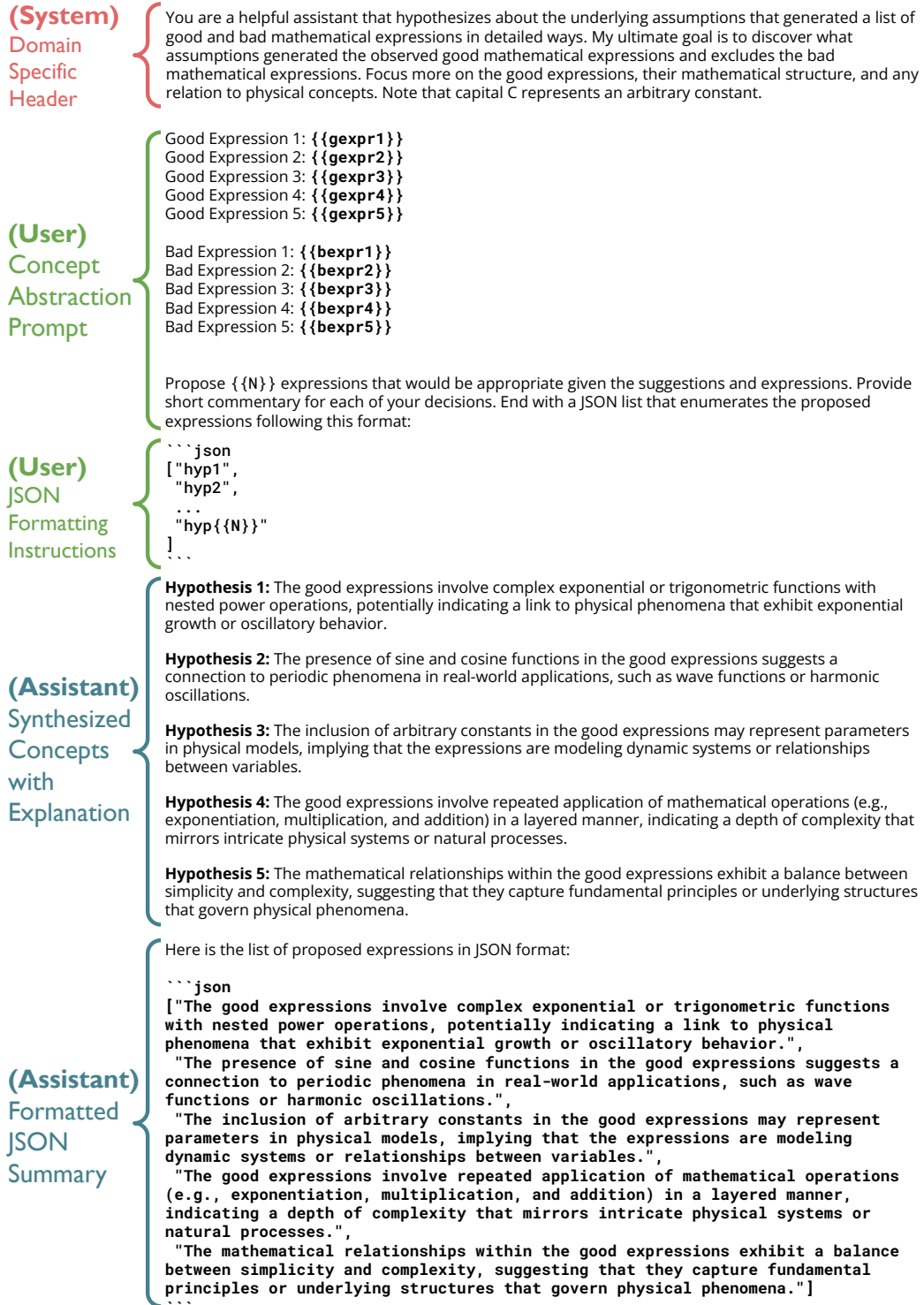


Figure 5: LLM Concept Abstraction prompt with an example output. The LLM Concept Crossover function follows a similar structure with a modified task description for crossover on concepts.

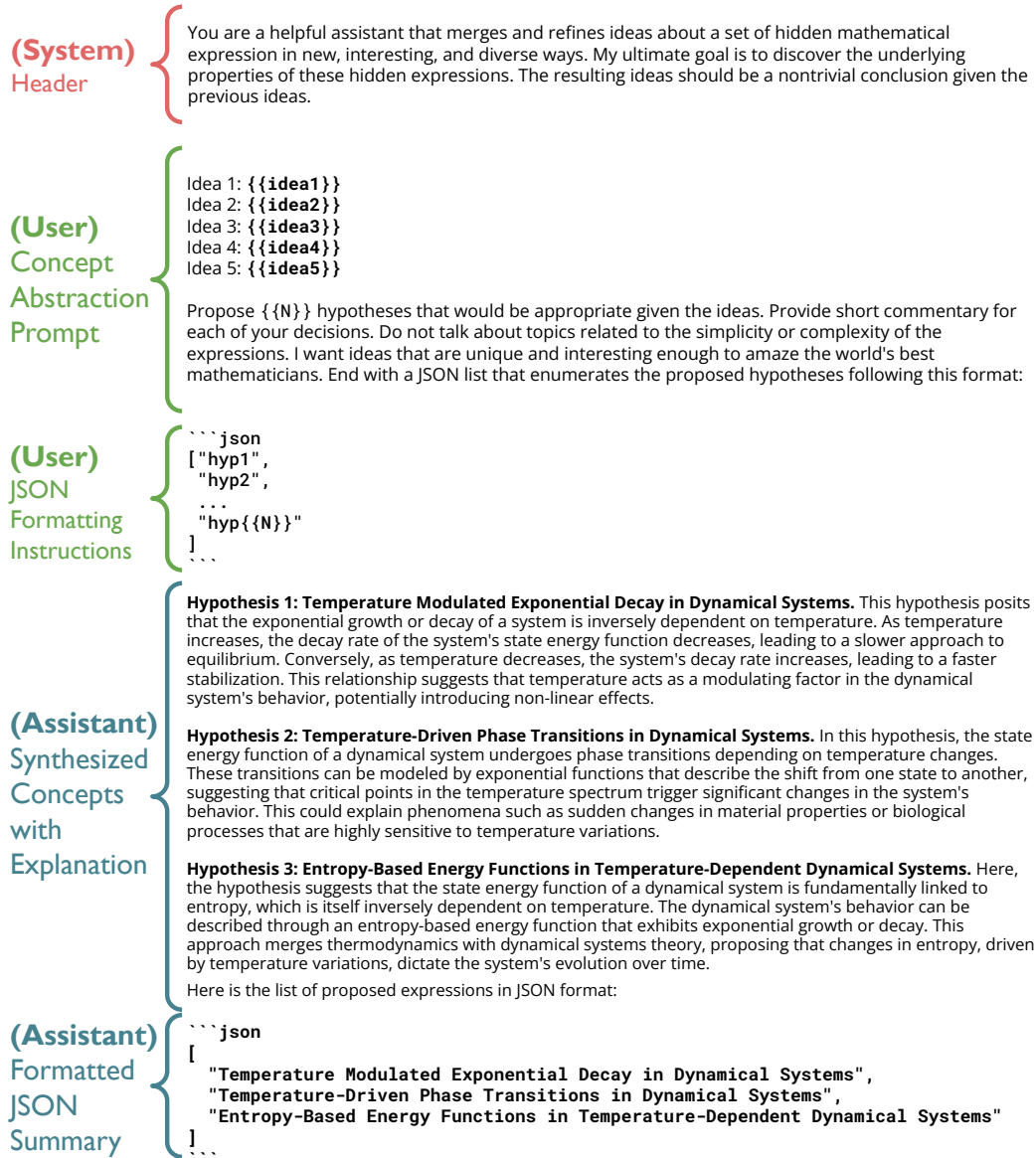


Figure 6: LLM Concept Evolution prompt with an example output. The LLM Concept Evolution prompt follows a similar structure to the concept abstraction and LLM operation prompts with slight modifications.

```

niterations=40,
ncyclesperiteration=550,
populations=15,
population_size=33,
maxsize=30,
binary_operators=["+", "*", "-", "/", "^"],
unary_operators=["exp", "log", "sqrt", "sin", "cos"],
weight_randomize=0.1,
nested_constraints={"sin": {"sin": 0, "cos": 0},
                    "cos": {"sin": 0, "cos": 0},
                    "exp": {"exp": 0, "log": 0},
                    "log": {"exp": 0, "log": 0},
                    "sqrt": {"sqrt": 0}},
constraints={"sin": 10, "cos": 10,
             "exp": 20, "log": 20, "sqrt": 20,
             "pow": (-1, 20)},

```

Figure 7: The PySR hyperparameters used in all experiments. Whenever possible, we use the default PySR parameters.

A.3.3 Hyperparameters

Figure 7 showcases the hyperparameters used for all our experiments. Wherever possible, we use the default PySR parameters. Additionally, LASR introduces three new hyperparameters: (1) % of LLM calls, (2) List of user hints, and (3) a dictionary of parameters pertaining to backend LLM communication. Following other methods in SRBench, we utilize only a subset of the necessary operators for solving the Feynman equations, excluding special operators like arcsin and arctan. These operators are seldom required, and removing them speeds up the search process. We generally set the number of iterations to 40. However, certain experiments may demand more or less iterations.

A.4 Dataset Details

A.4.1 Feynman Equations

Dataset: The Feynman Equation dataset is a widely adopted benchmark for scientific discovery [47]. The dataset consists of 100 physics equations extracted from the Feynman lectures on Physics. Each equation is in the form $y = f(x_1, x_2, \dots)$. The number of input variables ranges from two to ten, and the dataset provides 100,000 samples for each equation. We compare against publicly available methods benchmarked on SRBench [25]. SRBench is a continuously updated benchmark which catalogs the performance of various methods on the Feynman dataset as well as other symbolic regression problems. Specifically, we compare against GPlearn, AFP, AFP-FE, DSR, uDSR, PySR, and the original AI Feynman algorithm [40, 45, 47, 27, 36]. Within this subset, notably, PySR represents an ablation of our model without the LLM genetic operations and the concept evolution (Section 3). We evaluate on a slightly noisy version of this dataset in order to simulate experimental errors common in scientific discovery domains. Specifically, we compare numbers against those reported in and reproduced by SRBench with a target noise of 0.001.

Methodology: For the Feynman dataset, we took the equations and the bounds at which each variable was sampled at and generated our dataset. Then, we added additional noise of 0.001 to our target variable, following the noise formula detailed in the Appendix A.4 of [25], as well as additional random noise variables with arbitrary names to force the model for proper feature selection. We then evaluate exact matches by looking at if the predicted equation symbolically simplifies into the ground truth equation. For the ablation graphs, we used the PySR hyperparameter "early_stop_condition" to check if there is a "solution" after N iterations.

A.4.2 Synthetic Dataset

For the synthetic dataset, we ran a script that generates uncommon mathematical hypotheses that satisfy our constraints at random. Then, we ran PySR for 400 iterations and found all the equations that PySR performed poorly in, i.e. MSE loss greater than 1, while having a complexity less than 20.

For these 41 remaining equations, we then compared LASR and PySR after 20 iterations using the average of their test set R^2 for each hypothesis.

A.5 Using LASR to find an LLM Scaling Law

So far, we have used LASR to discover equations that are already well-established in prior work. In this section, we investigate LASR’s utility in making novel empirical discoveries. Specifically, we investigate whether LASR can discover novel scaling laws for LLMs.

Motivation: Traditionally, to identify an LLM scaling law, practitioners must first manually posit a “skeleton equation” with a fixed set of known variables and unknown free parameters, and then optimize the unknown parameters based on a dataset of model hyperparameters and resulting dataset fitness [22, 1, 5]. Instead of starting with a predefined equation, we use LASR to discover the skeleton equation that best fits various subsets of the BigBench dataset. Removing the need to manually posit a skeleton equation simplifies the methodology for finding scaling laws in many ways. First, it removes human preconceptions about the expected relationships between hyperparameters. Second, it increases the number of variables and the type of variables human practitioners can jointly reason about. Finally, it enables positing equations of much higher complexity and variable interdependence than otherwise possible.

Dataset: BigBench is a collaborative benchmark intended to probe large language models and extrapolate their future capabilities [15]. It contains 204 tasks drawing upon problems from linguistics, cognitive science, math, physics, biology, software development, etc. For each task, BigBench measures the performance on many model families (OpenAI’s GPT models, Google’s dense transformer architectures, and Switch-style sparse transformers). Each BigBench task is evaluated on a preferred metric (chosen by dataset creators). In our experiments, we consider a subset of tasks where the preferred metric is ‘multiple choice grade.’ This subset contains the highest diversity of tasks and around 53,812 total data points.

Methodology: We run LASR with 3840 populations (parallelized across 16 cores) with each population evolving 200 candidates evaluated with the Zygote autodifferentiation backend. We ran LASR overnight (for 7 hours). BigBench necessitates optimizing a matrix of parameters rather than singular scalar constants. This shifts the compute bottleneck from generating a pool of candidates (in which LASR is slower than PySR) to evaluating a pool of candidates (which is equally slow for both algorithms).

Results: LASR discovers the following scaling law on the subset of BigBench:

$$\text{score} = \frac{-0.015540}{\left(\frac{\text{train_steps}}{-127140.499}\right)^{\#\text{shots}}} + 0.363219 \quad (5)$$

Where `score` is the MCQ grade, `train_steps` is the number of training steps for the model, and `#shots` is the number of in-context examples provided during inference.

Qualitative Evaluation: Equation 4 has some interesting properties. First, it describes an empirical relationship between training hyperparameters (training steps) and inference hyperparameters (number of shots). It asserts that increasing the number of shots exponentially increases the model’s performance for low-resource models while having diminishing gains as the number of training steps of the model increase. Second, Equation 4 only requires three free parameters (Chinchilla [22] required five free parameters). This might allow LASR’s equation to better generalize to different LLM operation regimes. However, the equation has some issues as well. If the number of shots is an even number, the exponentially increasing trend reflects over the value of A and turns into an exponentially decreasing trend. A manual inspection of the training data reveals the majority of samples had an odd number of shots (1, 3, ...) which causes the generalization error.

Quantitative Evaluation: We compare Equation 4, Chinchilla [22], Modified Chinchilla, and a single free parameter equation on their ability to explain the score of a held out validation set of 10,763 data points. We fit the free parameters of each equation to the training set data and measure the MSE loss between the actual grade and the predicted grade on the validation set. The results are presented

in Table 4. Overall, we find that the Equation 4’s performance, as well as modified Chinchilla’s performance, is competitive with that of Chinchilla’s in predicting the MCQ grade.

We hope our preliminary results provide further insight into the practical value of LASR in addressing real-world challenges, including those in machine learning

A.6 Metrics for Cascading experiment

For the cascading experiment, we aim to evaluate the progression of different configuration towards solving equations. The quantitative metric used in the SRBench comparison experiment, Exact Solve, does not allow for such fine-grained analysis. Therefore, we categorize the synthesized equations into four buckets: Exact Solve, Almost Solve, Close, and Not Close. Exact Solve is quantitatively evaluated using a symbolic match. An equation is tagged as ‘Almost Solve’ if the dataset loss is small, but the generated equation has an extra term or lacks one term. A Close equation captures the general structure of the solution (such as a square root nested in an exponential) but not more than that, and Not Close includes all equations that are far from the solution.

A.7 Further Qualitative Analysis

LASR generates two artifacts: the best fit program, and the library of natural language concept that helped find that program. These artifacts provide a unique window into the inner workings of LASR. This section goes over a qualitative study of how LASR and PySR go about discovering Coulomb’s law $F = \frac{q_1 q_2}{4\pi r^2 \epsilon}$ from data. Both methods are able to find an answer to this equation. However, their approach to finding the best fit equation as well as the form of the equation they discover differs significantly.

Setup: Coulomb’s law is equation #10 in the Feynman equation dataset. It describes how the force between two point charges changes with respect to the distance between the charges, the magnitudes of the charges, and the permittivity of free space constant. The corresponding data for this equation has a target noise of 0.001 to simulate experimental errors.

By analyzing the form of the equation and relationships between variables in Coulomb’s law, we can uncover several interesting properties: First, observe that this is an inverse square law (The force F varies inversely with the square of the distance r between the charged particles). Second, notice that the F is directly proportional to the magnitude of the charges q_1 and q_2 . Third, observe that the resultant force is symmetric with respect to the magnitude of the charged particles (i.e.: The magnitude of the F doesn’t change if the magnitude of the charged particles is swapped).

PySR Solution: PySR finds the following solution to this equation:

$$F = \frac{\left(\left(\left(\left(\left(\left(\frac{q_2 \cdot 3.382}{r} \right) - \left(\frac{\sin\left(\frac{0.017}{\exp(B)}\right)}{\exp(C)} \right) \right) / 0.712 \right) \cdot q_1 \right) \cdot 0.087 \right) / \epsilon \right) \cdot 0.191}{r}$$

This equation has a complexity of 26 and achieves a loss of 2.191505×10^{-12} on the dataset. Obtaining a simplification of this solution is rather painstaking.

LASR’s Solution: LASR finds the following solution to this equation. We also present three steps of simplification:

$$\begin{aligned} F &= \frac{q_1}{\left(\frac{r}{q_2}\right) \left(r + \frac{1.9181636 \times 10^{-5}}{q_2}\right) \epsilon} \cdot 0.07957782 \\ &= \frac{q_1}{\left(\frac{r}{q_2}\right) \left(r + \frac{1.9181636 \times 10^{-5}}{q_2}\right) \epsilon} \cdot \frac{1}{4\pi} && \text{(Substitute constant)} \\ &= \frac{q_1 q_2}{r \left(r + \frac{1.9181636 \times 10^{-5}}{q_2}\right) \epsilon} \cdot \frac{1}{4\pi} && \text{(Simplify denominator)} \\ &\approx \frac{q_1 q_2}{r(r) \epsilon} \cdot \frac{1}{4\pi} && \text{(Negligible. } \frac{1.9181636 \times 10^{-5}}{q_2} \approx 0) \end{aligned}$$

This equation has a complexity of 15 and achieves a much lower loss of $4.6709058 \times 10^{-14}$ on the accompanying dataset. We can see with just three steps of simplification how this equation might be reduced to the ground truth.

Let's examine some essential concepts from various iterations in the search process. Keep in mind that an LLM operates on *tokens* in each concept. Consequently, even small relevant substrings can positively influence future LLM inference calls, despite full concepts appearing verbose to humans.

1. **Iteration 2** *The good mathematical expressions exhibit a clear and coherent relationship between the variables involved, with a focus on **power functions and trigonometric functions** that can be easily related to physical concepts.*
2. **Iteration 6** *The good mathematical expressions exhibit a certain level of **symmetry or regularity in their form**, possibly reflecting underlying patterns or relationships between the variables and constants.*
3. **Iteration 24:** *The good mathematical expressions have a clear and consistent structure involving the variables $q1$, $q2$, ϵ , C , and r , with a specific pattern of **division and multiplication**.*

A.8 Subset of equations discovered by LaSR

Equation Number & Reference	Ground Truth Equation	Discovered Equation
Equation 2 (I.6.20)	$p(x) = \frac{1}{\sigma\sqrt{2\pi}} e^{-x^2/2\sigma^2},$	$f = \left(\frac{0.46314177}{\sigma}\right) \left(0.6059228 \left(\sqrt{\frac{x}{\sigma}}\right)^{3.994391}\right) \times 0.86212635$
Equation 7 (I.11.19)	$\mathbf{a} \cdot \mathbf{b} = a_x b_x + a_y b_y + a_z b_z,$	$A = (x_1 y_1) + ((x_2 y_2) + (x_3 y_3))$
Equation 51 (I.50.26)	$x_{\text{out}}(t) = K(\cos \omega t + \epsilon \cos^2 \omega t).$	$x = (((\cos(\omega t) (x_1(\alpha - 2.991099 \times 10^{-8})) - 1.37413245 \times 10^{-8}) + x_1) \cos(\omega t) + 1.575935) - 1.3385427 - 0.23739222$
Equation 21 (I.18.4)	$\mathbf{R} = \frac{m_1 \mathbf{r}_1 + m_2 \mathbf{r}_2}{m_1 + m_2}$	$r = \frac{(m_1 r_1) + (m_2 r_2)}{m_1 + m_2}$
Equation 63 (II.11.20)	$P = \frac{N p_0 E}{3kT}.$	$\text{Pol} = \left(\frac{\frac{N p_0 E}{E_T^4}}{3.0001059}\right) p_d$
Equation 96 (III.15.14)	$m_{\text{eff}} = \frac{h^2}{2A\Gamma^2}.$	$m = h \left(\frac{h}{E_n - 0.8882483 + 5.0833223 \times 10^{-8}} - 0.00011104094 \right) \frac{1}{d^2} \cdot 0.011250258$
Equation 57 (II.6.15b)	$E_{\perp} = \frac{p}{4\pi\epsilon_0} \frac{3 \cos \theta \sin \theta}{r^3}.$	$E_f = \left(\frac{p_d}{r} \cdot \frac{\cos(\theta) \sin(\theta)}{2.037181} \cdot 0.39283985 \right) \frac{1}{r^4\epsilon} \cdot (r^{0.00012676959} + 0.23802117)$

Table 5: Seven equations discovered by LASR on the Feynman Equations dataset (over PYSR). The equations are presented in the form discovered by LASR, and usually reduce to the ground truth equations after some simplification steps. Note that there are minor discrepancies in the variable names between the ground truth equations in the online lectures (<https://www.feynmanlectures.caltech.edu>) and the equations in our Feynman equations dataset.