

Enhancing Decision-Making for LLM Agents via Step-Level Q-Value Models

Yuanzhao Zhai^{1,2}, Tingkai Yang^{1,2}, Kele Xu^{1,2}, Dawei Feng^{1,2*},
Cheng Yang^{1,2}, Ding Bo^{1,2}, Huaimin Wang^{1,2}

¹National University of Defense Technology, Changsha, China

²State Key Laboratory of Complex & Critical Software Environment

Abstract

Agents significantly enhance the capabilities of standalone Large Language Models (LLMs) by perceiving environments, making decisions, and executing actions. However, LLM agents still face challenges in tasks that require multiple decision-making steps. Estimating the value of actions in specific tasks is difficult when intermediate actions are neither appropriately rewarded nor penalized. In this paper, we propose leveraging a task-relevant Q-value model to guide action selection. Specifically, we first collect decision-making trajectories annotated with step-level Q values via Monte Carlo Tree Search (MCTS) and construct preference data. We then use another LLM to fit these preferences through step-level Direct Policy Optimization (DPO), which serves as the Q-value model. During inference, at each decision-making step, LLM agents select the action with the highest Q value before interacting with the environment. We apply our method to various open-source and API-based LLM agents, demonstrating that Q-value models significantly improve their performance. Notably, the performance of the agent built with Phi-3-mini-4k-instruct improved by 103% on WebShop and 75% on Hot-PotQA when enhanced with Q-value models, even surpassing GPT-4o-mini. Additionally, Q-value models offer several advantages, such as generalization to different LLM agents and seamless integration with existing prompting strategies.

Introduction

Autonomous agents powered by large language models (LLMs) can operate across a wide range of domains, including web navigation (Yao et al. 2022; Zhou et al. 2024b), interactive question answering (Yang et al. 2018), and tool usage (Ma et al. 2024). By utilizing feedback or observations from environments, LLM agents can reason and plan using prompting strategies to accomplish specific tasks (Yao et al. 2023). The resulting text-based outputs and action plans can then be employed to make API calls and execute operations within these environments.

Despite these advancements, even agents powered by some of the most effective LLMs, such as GPT-4, struggle with complex multi-step decision-making tasks (Achiam et al. 2023). Beyond intermediate environmental feedback, additional task-specific knowledge is necessary to further enhance decision-making. Allowing LLM agents to engage in multiple trial-and-error processes during inference, strategies such

*Corresponding author.

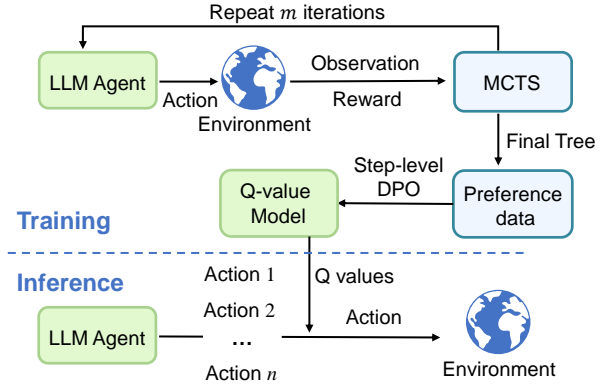


Figure 1: Overview of our method. To train the Q-value model, LLM agents interact with the environment to collect preference data with Q-value annotations using MCTS. During inference, LLM agents sample multiple candidate actions and select the best one based on the Q-value model.

as carefully designed reflection (Shinn et al. 2023) or tree-based search (Zhou et al. 2024a; Koh et al. 2024) can help agents iteratively refine their actions. However, this assumption is not always feasible in realistic applications. Recently, fine-tuning open-source LLM backbones with agent trajectories has emerged as an alternative. While this approach enables LLMs to acquire more task-specific knowledge, it can also degrade their general performance (Chen et al. 2024b). Furthermore, state-of-the-art API-based LLMs, which are more effective for building agents, are not accessible for fine-tuning.

As the number of decision-making steps increases, compounding errors and uncertainties can accumulate (Xi et al. 2024a), exacerbating the problem. Since actions are sampled from a distribution of text, the greedy action may not always be the optimal choice in the environment. As shown in Figure 2, suboptimal actions in intermediate steps can lead to task failure. A common and effective approach to enhancing LLMs during inference is Best-of-N sampling (Yang et al. 2024). However, while LLM agents can sample multiple candidate actions before interacting with the environment, they often lack a clear understanding of the action values associated with task completion, as environmental rewards are typically sparse, with only a terminal scalar indicating

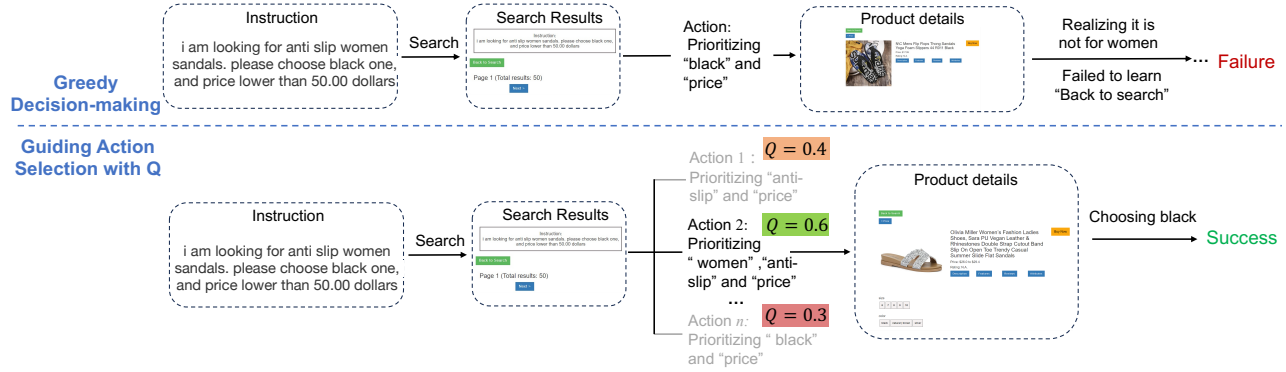


Figure 2: Cases of GPT-4o-mini agent on WebShop. We analyze the second step of the decision-making process, where the attributes “women,” “anti-slip,” and “price” should be prioritized over the “black” attribute. The value of these actions is task-relevant and challenging for LLM agents to estimate. An external Q-value model can guide action selection to enhance decision-making. For further details, please refer to Appendix B.

success (Xi et al. 2024b).

To overcome these limitations, we propose leveraging a Q-value model to guide action selection at each decision-making step. Q-value functions, widely adopted by traditional Reinforcement Learning (RL) agents (Konda and Tsitsiklis 1999; Mnih et al. 2015), are trained to estimate the value of specific actions. When applying the Q-value approach to LLM agents, the challenges lie in how to collect training data and how to train Q-value models effectively. As illustrated in Figure 1, we integrate LLM agents with Monte Carlo Tree Search (MCTS) to iteratively explore trajectories, using its look-ahead capability to decompose sparse outcome rewards into step-level Q values. We then construct preference data based on the annotated Q-values. To train the Q-value model, we propose a step-level version of direct policy optimization (DPO) (Rafailov et al. 2023) using an additional LLM. During inference, LLM agents can sample multiple candidate actions and select the one with the highest Q value to interact with the environment in a single trial.

We conduct experiments across diverse domains, including web navigation and interactive question answering. The results demonstrate that Q-value models can clearly distinguish actions that lead to success or failure, enhancing decision-making for LLM Agents via select effective actions at each step. Additionally, task-dependent Q-value models are generalizable across different LLM agents, allowing us to utilize inexpensive LLM agents to collect training data while enhancing the decision-making of more advanced LLM agents in a plug-and-play manner. Furthermore, our method complements the design of effective prompting strategies, and integrating it with these strategies can further improve performance. In summary, our main contributions are as follows:

- We leverage Q values to enhance the decision-making for LLM agents by guiding action selection at each step.
- We utilize the MCTS algorithm to collect decision-making trajectories and annotate them with step-level Q values.
- We construct preference data for training and propose step-level DPO to train Q-value models.
- Experiments across two domains demonstrate the effectiveness, generalization across LLM agents, and compati-

bility with existing methods of our Q-value models.

Related Work

With the advancement of LLMs, LLM agents that interact with the world to perform a wide variety of tasks have become a major focus of research (Wang et al. 2024). The LLM backbone of these agents can be classified into open-source and API-based categories. Open-source LLM agents offer greater flexibility, while API-based LLMs (e.g., GPT-4) are typically more effective as agents (Chen et al. 2024b). In numerous real-world scenarios, agents must execute multi-step actions to tackle complex tasks and incorporate valuable feedback to improve decision-making.

Prompting Strategies. Numerous prompting strategies (Wang et al. 2022; Xie et al. 2023; Madaan et al. 2023) have been proposed to enhance the reasoning and planning abilities of LLM agents. In the context of enhancing decision-making, ReAct (Yao et al. 2023) is widely used to integrate chain-of-thought (CoT) (Wei et al. 2022) reasoning with intermediate environment observations and agent actions. Reflection involves prompting an LLM to review and critique past interactions to improve current outputs. Reflexion (Shinn et al. 2023) provides agents with dynamic memory and self-reflection modules, enhancing decision-making through multiple trial-and-error iterations. However, due to the limited input context window of LLMs, these methods struggle to accumulate extensive task experience.

Tree-based Search for LLMs. Tree-based search approaches, such as depth-first search (DFS), breadth-first search (BFS), and Monte Carlo Tree Search (MCTS) (Browne et al. 2012), maintain a favorable exploration-exploitation trade-off in many planning algorithms (LaValle 1998). Equipping LLMs with tree-based search methods shows great potential in enhancing reasoning abilities (Hao et al. 2023; Feng et al. 2023; Chen et al. 2024a; Luo et al. 2024). More recently, tree-based search has been integrated with LLM agents to improve planning performance. Zhou et al. (2024a) integrate agents with MCTS, along with LLM-powered value func-

Approach	Step Level	Applicable to API-based LLMs	Single Trial	Task Experience Accumulation
Prompt Strategies: Reflection, Reflexion (Shinn et al. 2023)	✗	✓	✓ or ✗	✗
Tree Search: LATS (Zhou et al. 2024a), Search-agent (Koh et al. 2024)	✓	✓	✗	✗
Fine-tuning: Agent-FLAN (Chen et al. 2024b), AgentEvol (Xi et al. 2024b), ETO (Song et al. 2024)	✗	✗	✓	✓
Q-value model enhanced (Ours)	✓	✓	✓	✓

Table 1: Comparison of related work on enhancing decision-making abilities of LLM agents.

tions and other prompt mechanisms such as reflection. Koh et al. (2024) utilize best-first tree search to enhance LLM agents in realistic web environments. However, constructing a tree during inference not only introduces significant token consumption but also requires environmental reversion assumptions, limiting its practical application.

Fine-tuning LLMs as Agent. Fine-tuning based methods further train open-source LLM backbones as effective alternatives to API-based LLM agents. Most fine-tuning based methods (Chen et al. 2023; Zeng et al. 2023; Chen et al. 2024b) concentrate on imitating curated expert trajectories, which is expensive and sub-optimal due to compounding errors and limited exploration data. In order to get rid of the reliance on expert trajectories, recent works (Christianos et al. 2023; Xi et al. 2024b; Song et al. 2024; Zhai et al. 2024) collect trajectories with outcome rewards to fine-tune LLM using reject sampling fine-tuning (RFT) (Yuan et al. 2023), RL or its variants. Notably, Song et al. (2024) proposes to utilize both successful and failure trajectories to fine-tune LLMs as agents via direct policy optimization (DPO) (Rafailov et al. 2023). Fine-tuning LLMs with agent data on a specific tasks may deteriorate the general performance (Chen et al. 2024b). Additionally, these works can not apply to API-based LLMs, which are demonstrated to be more effective in constructing agents than most open-source LLMs.

Compared to the various approaches summarized in Table 1, equipping LLM agents with step-level Q-value models offers several notable advantages. Our method can be applied to both open-source and API-based LLM agents without requiring training of the LLM backbones. Additionally, decision-making ability is enhanced by Q-values with a single trial, without needing assumptions about environmental reversion during inference. Our method does not increase context length and allows for accumulation of task experience in Q-value models, which can generalize across different agents and instructions within the task.

Task Formulation

The agent task with environment feedback can be formalized as a partially observable Markov decision process (POMDP) $(\mathcal{U}, \mathcal{S}, \mathcal{A}, \mathcal{O}, \mathcal{T}, r)$ with instruction space \mathcal{U} , state space \mathcal{S} , action space \mathcal{A} , observation space \mathcal{O} , state transition function $\mathcal{T} : \mathcal{S} \times \mathcal{A} \rightarrow \mathcal{S}$, and reward function r .

Given a task instruction u in the environment, the LLM agent generates an action $a_0 \sim \pi(\cdot|u)$ based on its policy π . The state then transitions to $s_1 \in \mathcal{S}$, and the agent receives observation $o_1 \in \mathcal{O}$. The agent continues to interact with

the environment until the task is completed or the maximum number of steps is reached. At time step t , given the history and current observation, the agent generates the subsequent action $a_{t+1} \sim \pi(\cdot|u, a_0, o_0, \dots, a_t, o_t)$. Then the multi-step decision-making task can be formulated as:

$$\pi(\tau|u) = \prod_{t=1}^T \pi(a_t|u, \tau_{t-1}) \quad (1)$$

where we denote τ as the whole trajectory, T as the total interaction steps. $\tau_{t-1} = (a_0, o_0, \dots, h_{t-1}, a_{t-1}, o_{t-1})$ denotes the interactive history up to $t-1$. The environment only provide the outcome reward $r(u, \tau) \in [0, 1]$. The objective of LLM agents is to maximize rewards from the environment:

$$\max_{\pi} \mathbb{E}_{u \sim \mathcal{D}, \tau \sim \pi(\cdot|u)} [r(u, \tau)], \quad (2)$$

where \mathcal{D} represents the dataset containing task instructions.

Proposed Method

We can build a decision tree where each node in the tree denotes an state and edge is an action. Each node stores a set of statistics:

$$\{V(s_t), N(s_t)\}, \quad (3)$$

where $V(s)$ represents the value function, which measures the expected reward from the sub-tree of s_t . $N(s_t)$ denotes the number of visits to a node s_t .

Step-level Q Values Estimation with MCTS

The MCTS process starts from a root node s_0 and progresses through four iterative stages: selection, expansion, evaluation and backpropagation, as shown in Figure 3(a).

Selection. The objective of the first operation, selection, is to identify the most suitable trajectories for the next expansion step. We select the trajectory from the root node to a current leaf node. At each depth, we select the children with the highest Upper Confidence bounds applied to Trees (UCT) (Kocsis and Szepesvári 2006) value to balance exploration and exploitation:

$$UCT(s_t) = V(s_t) + \sqrt{\frac{\eta \ln N(p(s_t))}{N(s_t)}}, \quad (4)$$

where η is the exploration weight, and $p(s_t)$ denotes the parent node of s_t .

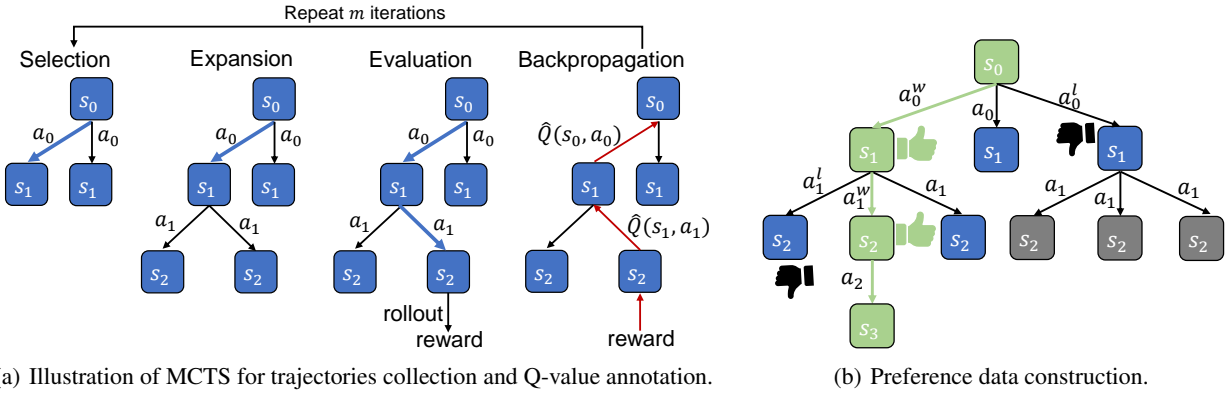


Figure 3: Collecting step-level preference data involves two stages: (a) using MCTS to explore high-quality trajectories and annotate each step with Q-values, and (b) constructing preference data from the final tree. During the construction stage, green nodes represent the best trajectories explored by the agent and are regarded as win nodes at each depth of the tree. Blue nodes are candidates for selecting lose actions, while gray nodes are neglected.

Expansion. The second operation expands the tree by sampling n actions from π , as outlined in the previous section. Unlike traditional agents, such as those used in Go, which operate in a finite action space, LLM agents have an infinite action space. LLMs can generate an unlimited number of distinct actions (sequences of tokens), though some of these may be invalid. To ensure diversity, we sample multiple candidate actions using a high temperature. The environment processes each action and provides corresponding feedback as an observation, resulting in n new child nodes being added to the tree.

Evaluation. Since the tree depths for LLM agent tasks are typically much shallower than those for Go games, expansions quickly reach terminal nodes. Unlike AlphaGo (Silver et al. 2016), which learns a value network to evaluate the value of state nodes, we evaluate the expanded nodes using a rollout algorithm. Specifically, starting from the expanded nodes, the LLM agent interacts with the environment until termination or the maximum rollout depth is reached. If the explored node is terminal, the environment’s provided outcome reward is returned; otherwise, a fixed negative reward is assigned to the explored node at the maximum depth.

Backpropagation. This operation updates the tree statistics based on the outcome rewards or fixed negative rewards assigned during the evaluation stage. For each node in the trajectory τ , $N(s)$ is incremented by 1, and the values are updated from the end node s_T to the root node s_0 using the following formula:

$$V(s_t) \leftarrow \frac{V(s_{t-1})(N(s_{t-1}) - 1) + r(s)}{N(s_t)}. \quad (5)$$

The updated values are utilized in the UCT Equation 4 to guide the selection of the next node.

After multiple iterations of selection, expansion, evaluation, and backpropagation, we obtain the final tree, which stores the expanded nodes and their corresponding state values. Early stopping is triggered once the maximum reward of 1 is obtained. The Q-value of non-terminal nodes can be

calculated as follows:

$$\hat{Q}(s_t, a_t) = r(s_t, a_t) + V(s_{t+1}) = V(s_{t+1}), \quad (6)$$

assuming the transition function is deterministic. Otherwise, $\hat{Q}(s_t, a_t)$ can be considered a Monte Carlo estimate of the true Q-value.

Training Q-Value Models

Due to the limitations of MCTS iterations, $\hat{Q}(s_t, a_t)$ may not accurately fit the true Q-value. However, it is easier to distinguish between win and lose actions based on Q-values among multiple candidate actions. Therefore, we employ a preference learning algorithm called Direct Policy Optimization (DPO), leveraging its effectiveness in learning implicit value models (Zhong et al. 2024; Rafailov et al. 2024). As mentioned earlier, directly fine-tuning LLM backbones has several drawbacks. Instead, we train an additional LLM, π_θ , parameterized by θ , to learn Q-values. Given that evaluation tasks are simpler than generation tasks (Pang et al. 2024), π_θ can be smaller than the LLM backbones π of the agent.

Under the Bradley-Terry model (Bradley and Terry 1952), DPO propose a preference learning loss to optimize the objective in Equation 2 while keeping the KL distance between the training model and the initial model.

$$\mathcal{L}_{\text{trajectory}}(\pi_\theta; \pi_{\text{ref}}) = -\mathbb{E}_{(u, \tau^w, \tau^l) \sim \mathcal{D}} \left[\log \sigma \left(\beta \log \frac{\pi_\theta(\tau^w | u)}{\pi_{\text{ref}}(\tau^w | u)} - \beta \log \frac{\pi_\theta(\tau^l | u)}{\pi_{\text{ref}}(\tau^l | u)} \right) \right], \quad (7)$$

where σ is the sigmoid function, β is a weighting parameter of KL regularization, and π_{ref} is the reference model, which is usually served by supervised fine-tuning LLMs before preference learning. Besides task instructions u , the dataset \mathcal{D} contains win trajectories τ^w and lose trajectories τ^l . Without process supervision, LLM agents cannot be fine-tuned at the step level. This limitation hinders performance in multi-step decision-making tasks, as will be demonstrated in the experimental section. To address this issue, we construct more fine-grained preference data and propose a step-level version of DPO.

Preference data construction. We aim to construct step-level preference data based on $\hat{Q}(s_t, a_t)$ estimated using Equation 6. To achieve this, we need to identify win and lose actions for the shared decision-making trajectory segment. We first locate the terminal node with the highest reward in the final tree and then extract the corresponding trajectories from the terminal node to the root node. At each depth, we select a partial segment of the trajectory τ_t as the shared part. Win actions, a_t^w , are taken from the selected trajectory at the next step, while lose actions, a_t^l , are chosen from candidate actions with the lowest $\hat{Q}(s_t, a_t)$, as illustrated in Figure 3(b). This approach focuses preference learning on distinguishing between a_t^w and a_t^l , providing detailed insights into which actions might lead to failure in the overall decision-making process, as indicated by the Q-value.

Step-level preference learning. Given the preference pairs $\{u, \tau_t, a_t^w, a_t^l\}$, the objective of training step-level Q-value models can be formulated as:

$$\mathcal{L}_{\text{step}}(\pi_\theta; \pi_{\text{ref}}) = -\mathbb{E}_{(u, \tau_t, a_t^w, a_t^l) \sim \mathcal{D}} \left[\log \sigma \left(\beta \log \frac{\pi_\theta(a_t^w | u, \tau_t)}{\pi_{\text{ref}}(a_t^w | u, \tau_t)} - \beta \log \frac{\pi_\theta(a_t^l | u, \tau_t)}{\pi_{\text{ref}}(a_t^l | u, \tau_t)} \right) \right], \quad (8)$$

where \mathcal{D} contains step-level preference data from $t = 0$ to $t = T$. The normalized logits of the DPO model effectively learn implicit value models (Rafailov et al. 2023, 2024). In our scenario, DPO fits the estimated Q-value $\hat{Q}(s_t, a_t)$ and can generalize to new states and actions. With the well-trained π_θ , the Q-value can be calculated as:

$$Q(u, \tau_t, a_t) = \beta \log \pi_\theta(a_t^w | u, \tau_t) - \beta \pi_{\text{ref}}(a_t^l | u, \tau_t). \quad (9)$$

For brevity, we refer to $Q(u, \tau_t, a_t)$ as the Q-value model, which consists of the trained model π_θ and its reference model π_{ref} for normalization.

At inference time, the LLM agent uses the Q-value model to generate the action with the highest Q-value to interact with the environment. This is formulated as:

$$a_t = \arg \max_a [Q(u, \tau_t, a)] \quad (10)$$

In practice, due to the infinite action space, we sample n candidate actions, similar to the expansion stage of MCTS, and select the action with the highest Q-value to interact with the environment.

Experiments

Experimental Settings

To validate the versatility of our method, we apply Q-value models to various LLM backbones, including popular open-source LLMs such as the Phi-3-mini-4k-instruct model with 3.8B parameters and Llama-3.1-8B-Instruct, as well as API-based LLMs like GPT-4o-mini and GPT-4-turbo. The Q-value models are based on Phi-1.5¹, which has 1.3B parameters. For efficiency, unless otherwise stated, the LLM agents

used for collecting step-level preference data are primarily based on the Phi-3-mini-4k-instruct model. The maximum context length is set to 4096.

We evaluate our method on two tasks across different domains: WebShop (Yao et al. 2022) and HotPotQA (Yang et al. 2018). We include 3-shot in-context examples in the instruction prompt for both tasks. The maximum number of decision-making steps is set to 10 for WebShop and 7 for HotPotQA. For HotPotQA, we randomly select 1000 questions for training, 100 for validation, and 100 for testing. For WebShop, we follow the data split described in Song et al. (2024), which consists of 1824 instructions for training, 100 questions for validation, and 100 questions for testing. All experiments are conducted on a single NVIDIA A40 48G GPU, except when implementing fine-tuning-based methods, which require two NVIDIA A100 80G GPUs. Detailed information on the environment and hyperparameters can be found in Appendix A.

Baselines. We mainly compare our method with various fine-tuning based methods because both approaches involve accumulating task experience through training LLMs and do not require multiple trials during inference. Rejection Sampling Fine-Tuning (RFT) (Yuan et al. 2023) uses demonstrated trajectories to train LLM backbones. AgentEvo1 is similar to RFT but assigns weights to trajectories based on their rewards. ETO employs DPO to enhance LLM agents, using both win trajectories τ^w and lose trajectories τ^l , which are sampled from self-explored trajectories and distinguished by outcome rewards from the environment. Best-of-N (BoN) samples n trajectories using vanilla LLM agents and selects the one with the highest reward. Note that BoN serves as a strong baseline because it requires multiple query outcome rewards from the environment. The number of candidate actions is set to $n = 5$, unless otherwise specified, for both our method and BoN. For a fair comparison, training data for all methods are collected using MCTS.

Results

We report the results on two tasks in Table 2. As shown, our main findings are as follows:

Q-value models can significantly enhance decision-making. Well-trained Q-value models double the performance of LLM agents based on Phi-3-mini-4k-instruct on the WebShop task and improve performance by 75% on the HotPotQA task. The enhanced LLM agent outperform the lightweight GPT-4o-mini on both tasks and even surpass the more advanced GPT-4-turbo on the WebShop task. There are two reasons to explain why Q-value models bring more performance gains on WebShop. First, the WebShop task involves more decision-making steps than HotPotQA, allowing Q-value models to substantially reduce accumulation errors. Second, unlike the WebShop task, which provides more granular rewards ranging from 0 to 1, HotPotQA offers binary rewards of 0 or 1. This binary reward structure makes it more challenging to construct finely distinguished preference data, which we will explore in the next section.

¹huggingface.co/microsoft/phi-1.5

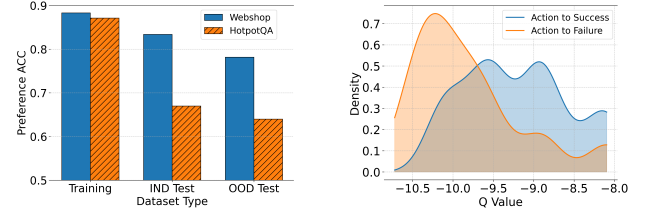
LLM Backbone	Method	WebShop	HotPotQA
Open-sourced	Phi-3-mini-4k-instruct	0.30	0.20
	+ RFT (Yuan et al. 2023)	0.44	0.23
	+ AgentEvol (Xi et al. 2024b)	0.50	0.23
	+ ETO (Song et al. 2024)	0.53	0.27
	+ BoN	0.50	0.34
	+ Q (Ours)	0.61 (+103%)	0.35 (+75%)
API-based	Llama-3.1-8B-instruct	0.48	0.46
	+ Q (Ours)	0.60 (+25%)	0.50 (+9%)
	GPT-4o-mini	0.49	0.31
	+ Q (Ours)	0.64 (+31%)	0.44 (+42%)
	GPT-4-turbo	0.58	0.44
	+ Q (Ours)	0.64 (+10%)	0.50 (+14%)

Table 2: The average outcome reward of different methods on two multi-step decision-making tasks. Note that all Q-value models in this table are trained using step-level preference data collected by Phi-3-mini-4k-instruct.

Training Q-value models is more efficient and effective than fine-tuning LLM backbones. RFT, which utilizes demonstrated trajectories for supervised fine-tuning of LLMs, improves performance on both tasks. AgentEval, which incorporates more reward information, enhances performance in the WebShop task but not in the HotPotQA task. This is because the HotPotQA environment only provides binary rewards, effectively reducing AgentEval’s performance to that of RFT. ETO, which incorporates more losing trajectories for learning, achieves the best performance among fine-tuning-based methods. This underscores the importance of including imperfect trajectories in training.

Fine-tuning LLM backbones requires high-performance computing resources, particularly as LLM size and context length increase. Therefore, our comparison with fine-tuning-based methods primarily uses Phi-3-mini-4k-instruct with 3.8B parameters. In contrast, our Q-value models are based on the more lightweight Phi-1.5 with 1.3B parameters. Nevertheless, our method is more effective than all the fine-tuning-based methods mentioned above and outperforms BoN in both tasks. We note that BoN, which has the same computational overhead with our method but the additional outcome reward from the environment, is a strong baseline, and our method outperforms BoN with on both tasks.

Q-value models are generalizable across different LLM backbones. The Q-value models accumulate task experience, and we expect them to generalize across different LLM agents within the same task. To verify this, we first train Q-value models using preference data sampled from Phi-3-mini-4k-instruct. We then apply these Q-value models directly to stronger open-source LLMs, such as Llama-3.1-8B-instruct, and API-based LLMs, including GPT-4o-mini and GPT-4-turbo. We observe that the decision-making abilities are consistently improved, although the performance gains are not as substantial as when the Q-value models are applied to the LLM agents that generated the training data. This is because the states and actions sampled by other LLM agents can be considered Out-Of-Distribution (OOD) relative to the step-level preference data collected by Phi-3-mini-4k-instruct, which was used to train the Q-value models.



(a) Preference accuracy of Q-value models. (b) Q-value distribution of actions.

Figure 4: Evaluations of learned Q-value models. (a) In addition to the training and IND test datasets, we also evaluate accuracy on an OOD set, where the trajectories are sampled by the Llama-3.1-8B-instruct model. (b) We visualize the Q values of 200 actions sampled by the Phi-3-mini-4k-instruct agent, given the instructions in the test set of WebShop.

Nevertheless, these positive results suggest that trial-and-error experience from a less powerful and more cost-effective LLM agent can benefit stronger or API-based, more expensive LLM agents.

Evaluations of Q-value Models

We further investigate the accuracy of Q-value models in assessing the preference relationships of collected step-level data. As shown in Figure 4(a), preference relationships within the training sets are learned effectively in both tasks. However, when evaluating on the in-distribution (IND) test set, accuracy decreases to 83% on WebShop and 67% on HotPotQA. The performance gap on HotPotQA is attributed to its binary outcome reward and the early stopping of MCTS when the reward of 1 is obtained. Additionally, generalizing to the OOD test set, where preference data is collected by other LLM agents, results in a slight performance degradation on both tasks. Nevertheless, this level of preference accuracy is sufficient to enhance the performance of downstream tasks, consistent with recent studies on learning reward models (Lambert et al. 2024).

To further evaluate the effectiveness of Q-value models, we select 200 actions from successful and failed trajectories, respectively, and visualize their Q-values in Figure 4(b). The Q-value distribution for actions in failed trajectories is skewed to the left, while the distribution for successful actions shows less skewness, with most of the probability density leaning to the right. This pattern may arise because failures often result from choosing detrimental actions (Koh et al. 2024), suggesting that our Q-value models are capable of effective credit assignment.

Ablation Studies

Advantage of Step-Level Preference Data. Recent studies (Rafailov et al. 2024; Zhong et al. 2024) indicate that the trajectory-level DPO objective, as described in Equation 7, also holds potential for credit assignment. To evaluate this, we establish an additional baseline by comparing our proposed step-level Q-value model with a Q-value model trained using trajectory-level preference data (u, τ^w, τ^l) . Our results, as

Preference Data	$n = 1$	$n = 3$	$n = 5$	$n = 7$
Step-level	0.30	0.50	0.61	0.63
Trajectory-level	0.30	0.42	0.50	0.51

Table 3: Average rewards of LLM agents powered by Phi-3-mini-4k-instruct on WebShop.

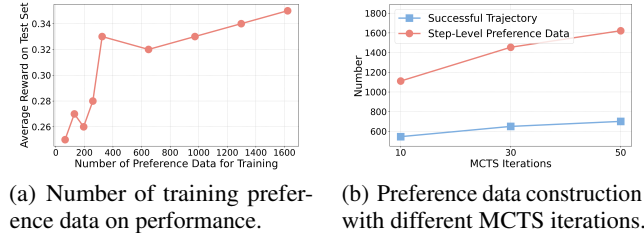


Figure 5: Ablations of training samples and collection of preference data.

shown in Table 3, suggest that while Q-value models trained with trajectory-level data can enhance LLM agents, their performance improves gradually as more candidate actions are sampled at each step. However, models trained with our step-level preference data consistently outperform this baseline across various numbers of candidate actions. This superior performance can be attributed to the more granular information provided by planning steps, as represented by the node values in the Monte Carlo tree.

How much preference data is needed for training? To train a Q-value model, step-level preference data must be constructed using task instructions. We investigate how different amounts of training data impact downstream performance. As shown in Figure 5(a), we evaluate several checkpoints from one epoch of training the Q-value model on the HotPotQA task, which represents varying quantities of training samples. We observe that fewer than 400 step-level preference data points can significantly enhance performance, achievable with approximately 250 task instructions in our setting. This demonstrates the sample efficiency of our approach for training Q-value models.

Ablation of MCTS Iterations. More preference data can be collected by increasing the number of MCTS iterations, though this also increases computational overhead. In our previous experiments, we set the MCTS iteration to $m = 30$ by default. We perform an ablation study on the number of MCTS iterations to assess its impact on data collection. As shown in Figure 5(b), the number of successful trajectories available for constructing step-level preference data increases with the maximum number of MCTS iterations. Nearly all MCTS processes terminate early, before the 50th iteration, due to achieving the maximum reward or depth, rendering additional iterations redundant. Furthermore, the number of step-level preference data points increases more rapidly than the number of successful trajectories with additional MCTS iterations. This is because trajectories explored with a larger number of MCTS iterations typically involve more decision-making steps, thus providing more step-level preference data.

Method	HotPotQA
ReAct	0.31
ReAct + Reflection	0.39
ReAct + Q (Ours)	0.46
ReAct + Reflection + Q (Ours)	0.48

Table 4: Averaged rewards of integration with different prompting strategies.

Integration with different prompting strategies. In our work, we use a ReAct-style prompt to enable LLMs to function as agents. We further enhance LLM agents with a more sophisticated prompting strategy, “ReAct + Reflection”. As shown in Table 4, this improves the performance of GPT-4o-mini from 0.31 to 0.39. We also apply the prompting strategy to the LLM agent based on Phi-3-mini-4k-instruct. However, the performance decreased from 0.20 to 0.15. This may be because that Phi-3-mini-4k-instruct with 3.8B parameters can not adequately understand the reflection prompts.

We use the same experimental settings as described in Table 2 to train Q-value models, but with different prompting strategies and by sampling trajectories using GPT-4o-mini instead of Phi-3-mini-4k-instruct. The results indicate that methods incorporating both reflection and Q-value models achieve the highest average reward of 0.48, suggesting that our proposed method complements the design of more effective prompting strategies. Additionally, combining the results from Table 2 and Table 4, we observe that the Q-value model trained on preference data collected by GPT-4o-mini outperforms the model trained on data sampled by Phi-3-mini-4k-instruct, with average rewards of 0.48 and 0.46, respectively. This finding is consistent with our observation that the preference accuracy on the OOD test set exceeds the preference accuracy on the IND test set, as shown in Figure 4(a).

Conclusion and Limitations

In this paper, we propose leveraging Q-values to guide action selection at each decision-making step. We collect training data using MCTS and train Q-value models through step-level direct policy optimization. Results from two distinct tasks demonstrate that our method is more efficient and effective compared to fine-tuning LLM backbones. Furthermore, the trained Q-value models are plug-and-play, easily applicable to both open-source and API-based LLM agents, and generalize well across them. We believe our method introduces a novel and flexible paradigm for enhancing the decision-making capabilities of LLM agents.

While collecting training data introduces $\mathcal{O}(kn)$ sample complexity, the feasibility of sampling with lightweight open-source LLM agents makes this manageable. Our method does not increase context length, but it does introduce n -fold token consumption for sampling multiple candidate actions during inference. This trade-off is acceptable and can be further optimized through caching technologies. Due to computational resource constraints, the Q-value models are limited to 1.3B parameters. Exploring the use of more powerful LLMs could enhance the effectiveness of Q-value models, which we plan to address in future work.

References

- Achiam, J.; Adler, S.; Agarwal, S.; Ahmad, L.; Akkaya, I.; Aleman, F. L.; Almeida, D.; Altschmidt, J.; Altman, S.; Anadkat, S.; et al. 2023. Gpt-4 technical report. *arXiv preprint arXiv:2303.08774*.
- Bradley, R. A.; and Terry, M. E. 1952. Rank analysis of incomplete block designs: I. The method of paired comparisons. *Biometrika*, 39(3/4): 324–345.
- Browne, C. B.; Powley, E.; Whitehouse, D.; Lucas, S. M.; Cowling, P. I.; Rohlfshagen, P.; Tavener, S.; Perez, D.; Samothrakis, S.; and Colton, S. 2012. A survey of monte carlo tree search methods. *IEEE Transactions on Computational Intelligence and AI in games*, 4(1): 1–43.
- Chen, B.; Shu, C.; Shareghi, E.; Collier, N.; Narasimhan, K.; and Yao, S. 2023. Fireact: Toward language agent fine-tuning. *arXiv preprint arXiv:2310.05915*.
- Chen, G.; Liao, M.; Li, C.; and Fan, K. 2024a. AlphaMath Almost Zero: process Supervision without process. *arXiv preprint arXiv:2405.03553*.
- Chen, Z.; Liu, K.; Wang, Q.; Zhang, W.; Liu, J.; Lin, D.; Chen, K.; and Zhao, F. 2024b. Agent-FLAN: Designing Data and Methods of Effective Agent Tuning for Large Language Models. *arXiv preprint arXiv:2403.12881*.
- Christianos, F.; Papoudakis, G.; Zimmer, M.; Coste, T.; Wu, Z.; Chen, J.; Khandelwal, K.; Doran, J.; Feng, X.; Liu, J.; et al. 2023. Pangu-agent: A fine-tunable generalist agent with structured reasoning. *arXiv preprint arXiv:2312.14878*.
- Feng, X.; Wan, Z.; Wen, M.; Wen, Y.; Zhang, W.; and Wang, J. 2023. Alphazero-like tree-search can guide large language model decoding and training. *arXiv preprint arXiv:2309.17179*.
- Hao, S.; Gu, Y.; Ma, H.; Hong, J.; Wang, Z.; Wang, D.; and Hu, Z. 2023. Reasoning with Language Model is Planning with World Model. In *Proceedings of the 2023 Conference on Empirical Methods in Natural Language Processing*, 8154–8173.
- Kocsis, L.; and Szepesvári, C. 2006. Bandit based monte-carlo planning. In *European conference on machine learning*, 282–293. Springer.
- Koh, J. Y.; McAleer, S.; Fried, D.; and Salakhutdinov, R. 2024. Tree Search for Language Model Agents. *arXiv preprint arXiv:2407.01476*.
- Konda, V.; and Tsitsiklis, J. 1999. Actor-critic algorithms. *Advances in neural information processing systems*, 12.
- Lambert, N.; Pyatkin, V.; Morrison, J.; Miranda, L.; Lin, B. Y.; Chandu, K.; Dziri, N.; Kumar, S.; Zick, T.; Choi, Y.; et al. 2024. Rewardbench: Evaluating reward models for language modeling. *arXiv preprint arXiv:2403.13787*.
- LaValle, S. 1998. Rapidly-exploring random trees: A new tool for path planning. *Research Report 9811*.
- Luo, L.; Liu, Y.; Liu, R.; Phatale, S.; Lara, H.; Li, Y.; Shu, L.; Zhu, Y.; Meng, L.; Sun, J.; et al. 2024. Improve Mathematical Reasoning in Language Models by Automated Process Supervision. *arXiv preprint arXiv:2406.06592*.
- Ma, C.; Zhang, J.; Zhu, Z.; Yang, C.; Yang, Y.; Jin, Y.; Lan, Z.; Kong, L.; and He, J. 2024. AgentBoard: An Analytical Evaluation Board of Multi-turn LLM Agents. *arXiv preprint arXiv:2401.13178*.
- Madaan, A.; Tandon, N.; Gupta, P.; Hallinan, S.; Gao, L.; Wiegrefe, S.; Alon, U.; Dziri, N.; Prabhume, S.; Yang, Y.; et al. 2023. Self-refine: Iterative refinement with self-feedback. *Advances in Neural Information Processing Systems*, 36.
- Mnih, V.; Kavukcuoglu, K.; Silver, D.; Rusu, A. A.; Veness, J.; Bellemare, M. G.; Graves, A.; Riedmiller, M.; Fidjeland, A. K.; Ostrovski, G.; et al. 2015. Human-level control through deep reinforcement learning. *nature*, 518(7540): 529–533.
- Pang, J.-C.; Wang, P.; Li, K.; Chen, X.-H.; Xu, J.; Zhang, Z.; and Yu, Y. 2024. Language Model Self-improvement by Reinforcement Learning Contemplation. In *The Twelfth International Conference on Learning Representations*.
- Rafailov, R.; Hejna, J.; Park, R.; and Finn, C. 2024. From r to Q*: Your Language Model is Secretly a Q-Function. *arXiv preprint arXiv:2404.12358*.
- Rafailov, R.; Sharma, A.; Mitchell, E.; Ermon, S.; Manning, C. D.; and Finn, C. 2023. Direct preference optimization: Your language model is secretly a reward model. *Advances in Neural Information Processing Systems*.
- Shinn, N.; Cassano, F.; Gopinath, A.; Narasimhan, K.; and Yao, S. 2023. Reflexion: Language agents with verbal reinforcement learning. *Advances in Neural Information Processing Systems*, 36.
- Silver, D.; Huang, A.; Maddison, C. J.; Guez, A.; Sifre, L.; Van Den Driessche, G.; Schrittwieser, J.; Antonoglou, I.; Panneershelvam, V.; Lanctot, M.; et al. 2016. Mastering the game of Go with deep neural networks and tree search. *nature*, 529(7587): 484–489.
- Song, Y.; Yin, D.; Yue, X.; Huang, J.; Li, S.; and Lin, B. Y. 2024. Trial and Error: Exploration-Based Trajectory Optimization for LLM Agents. *arXiv preprint arXiv:2403.02502*.
- Wang, L.; Ma, C.; Feng, X.; Zhang, Z.; Yang, H.; Zhang, J.; Chen, Z.; Tang, J.; Chen, X.; Lin, Y.; et al. 2024. A survey on large language model based autonomous agents. *Frontiers of Computer Science*, 18(6): 186345.
- Wang, X.; Wei, J.; Schuurmans, D.; Le, Q.; Chi, E.; Narang, S.; Chowdhery, A.; and Zhou, D. 2022. Self-consistency improves chain of thought reasoning in language models. *arXiv preprint arXiv:2203.11171*.
- Wei, J.; Wang, X.; Schuurmans, D.; Bosma, M.; Xia, F.; Chi, E.; Le, Q. V.; Zhou, D.; et al. 2022. Chain-of-thought prompting elicits reasoning in large language models. *Advances in Neural Information Processing Systems*, 35: 24824–24837.
- Xi, Z.; Chen, W.; Hong, B.; Jin, S.; Zheng, R.; He, W.; Ding, Y.; Liu, S.; Guo, X.; Wang, J.; et al. 2024a. Training Large Language Models for Reasoning through Reverse Curriculum Reinforcement Learning. *International Conference on Machine Learning*.
- Xi, Z.; Ding, Y.; Chen, W.; Hong, B.; Guo, H.; Wang, J.; Yang, D.; Liao, C.; Guo, X.; He, W.; et al. 2024b. Agent-Gym: Evolving Large Language Model-based Agents across Diverse Environments. *arXiv preprint arXiv:2406.04151*.

Xie, Y.; Kawaguchi, K.; Zhao, Y.; Zhao, X.; Kan, M.-Y.; He, J.; and Xie, Q. 2023. Decomposition enhances reasoning via self-evaluation guided decoding. *arXiv preprint arXiv:2305.00633*, 2.

Yang, J. Q.; Salamatian, S.; Sun, Z.; Suresh, A. T.; and Beirami, A. 2024. Asymptotics of language model alignment. *arXiv preprint arXiv:2404.01730*.

Yang, Z.; Qi, P.; Zhang, S.; Bengio, Y.; Cohen, W. W.; Salakhutdinov, R.; and Manning, C. D. 2018. HotpotQA: A dataset for diverse, explainable multi-hop question answering. *arXiv preprint arXiv:1809.09600*.

Yao, S.; Chen, H.; Yang, J.; and Narasimhan, K. 2022. Webshop: Towards scalable real-world web interaction with grounded language agents. *Advances in Neural Information Processing Systems*, 35: 20744–20757.

Yao, S.; Zhao, J.; Yu, D.; Du, N.; Shafran, I.; Narasimhan, K.; and Cao, Y. 2023. React: Synergizing reasoning and acting in language models. In *The Eleventh International Conference on Learning Representations*.

Yuan, Z.; Yuan, H.; Li, C.; Dong, G.; Tan, C.; and Zhou, C. 2023. Scaling relationship on learning mathematical reasoning with large language models. *arXiv preprint arXiv:2308.01825*.

Zeng, A.; Liu, M.; Lu, R.; Wang, B.; Liu, X.; Dong, Y.; and Tang, J. 2023. Agenttuning: Enabling generalized agent abilities for llms. *arXiv preprint arXiv:2310.12823*.

Zhai, Y.; Bai, H.; Lin, Z.; Pan, J.; Tong, S.; Zhou, Y.; Suhr, A.; Xie, S.; LeCun, Y.; Ma, Y.; et al. 2024. Fine-Tuning Large Vision-Language Models as Decision-Making Agents via Reinforcement Learning. *arXiv preprint arXiv:2405.10292*.

Zhong, H.; Feng, G.; Xiong, W.; Zhao, L.; He, D.; Bian, J.; and Wang, L. 2024. Dpo meets ppo: Reinforced token optimization for rlhf. *arXiv preprint arXiv:2404.18922*.

Zhou, A.; Yan, K.; Shlapentokh-Rothman, M.; Wang, H.; and Wang, Y.-X. 2024a. Language agent tree search unifies reasoning acting and planning in language models. In *International conference on machine learning*. PMLR.

Zhou, S.; Xu, F. F.; Zhu, H.; Zhou, X.; Lo, R.; Sridhar, A.; Cheng, X.; Bisk, Y.; Fried, D.; Alon, U.; et al. 2024b. Webarena: A realistic web environment for building autonomous agents. *The Twelfth International Conference on Learning Representations*.

A Experimental Setup Details

A.1 Environment Details

WebShop. WebShop tasks the agent with solving a shopping task by browsing websites with detailed product descriptions and specifications. The available action APIs include search[QUERY] for using the search bar and click[BUTTON] for clicking buttons on web pages. Clickable buttons include product titles, options, buy, back to search, and previous/next page, among others. When the agent selects the “Buy Now” action, the environment provides **an outcome reward ranging from 0 to 1** based on the matching heuristics of the product’s attributes and price.

HotPotQA. HotPotQA is a question-answering task that requires retrieval across Wikipedia passages. Following the setup of (Yao et al. 2023), LLM agents are equipped with API calls for searching (Search[INFORMATION]) and retrieving (Lookup[INFORMATION]). Upon receiving an answer, the environment provides **a binary outcome reward of 0 or 1** based on its correctness according to the ground truth.

A.2 Hyper-parameters

The hyper-parameters for collecting step-level preference data via MCTS and training Q-value models are summarized in Table 5.

Table 5: Hyper-parameters for our experimental results. We used nearly identical hyper-parameters for both tasks. Where differences exist, the value for the WebShop task are listed first, followed by that for HotPotQA.

Stage	Hyper-parameter	Value
MCTS	maximum iterations m	30
	sampling number n	5
	exploration weight η	2
	sampling temperature	1
	maximum depth	10, 7
Training Q-value Models	KL weighting parameter β	0.1
	warm-up ratio	0.1
	learning rate	1e-5
	batch size	16
	max context length	4096

B Case Study on WebShop

In this section, we present a case study to further analyze the action selection guided by Q-value models. We first show the ReAct-style instruction prompt in Figure 6. Then we compare the decision-making process of the GPT-4o-mini agent with and without the Q-value model on WebShop in Figure 7.

Instruction Prompt for WebShop

You are doing a web shopping task. I will give you instructions about what to do. You have to follow the instructions. Every round I will give you an observation and a list of available actions, you have to respond to an action based on the state and instruction. You can use search action if search is available. You can click one of the buttons in clickables. An action should be one of the following structure: search[keywords] or click[value]

If the action is not valid, perform nothing. Keywords in search are up to you, but the value in click must be a value in the list of available actions. Remember that your keywords in search should be carefully designed.

Your response should use the following format:

Thought: I think ...

Action: click[something]

Figure 6: Instruction prompt for WebShop.

Greedy Decision-making (part 1)

Instruction: WebShop [SEP] Instruction: [SEP] i am looking for anti slip women sandals. please choose black one, and price lower than 50.00 dollars [SEP] Search

Thought: I think I should search for black anti-slip women sandals within the specified price range.

Action: search[black anti slip women sandals price < 50.00]

Observation: <searching results>

Thought: I think I should click on the product that fits the criteria of being black and under \$50.00.

Action: click[B09BJB5JR5]

Observation: Instruction: [SEP] i am looking for anti slip women sandals. please choose black one, and price lower than 50.00 dollars [SEP] Back to Search [SEP] < Prev [SEP] Shoes for Women Casual Women's Classic Comfy Pointed Toe Pearl Flat Pumps Shoes Slip-on Travel Shoes Black [SEP] Price: \$100.0 [SEP] Rating: N.A. [SEP] Description [SEP] Features [SEP] Reviews [SEP] Buy Now"

Thought: I realize that the selected item is not an anti-slip sandal and is over the price limit. I need to look for a different option that fits the criteria.

Action: nothing

Observation: Instruction: [SEP] i am looking for anti slip women sandals. please choose black one, and price lower than 50.00 dollars [SEP] Back to Search [SEP] < Prev [SEP] Shoes for Women Casual Women's Classic Comfy Pointed Toe Pearl Flat Pumps Shoes Slip-on Travel Shoes Black [SEP] Price: \$100.0 [SEP] Rating: N.A. [SEP] Description [SEP] Features [SEP] Reviews [SEP] Buy Now

Thought: Since the previous options did not meet the criteria for anti-slip black women sandals under \$50.00, I will need to search again to find suitable options.

Action: perform nothing.

Observation: Instruction: [SEP] i am looking for anti slip women sandals. please choose black one, and price lower than 50.00 dollars [SEP] Back to Search [SEP] < Prev [SEP] Shoes for Women Casual Women's Classic Comfy Pointed Toe Pearl Flat Pumps Shoes Slip-on Travel Shoes Black [SEP] Price: \$100.0 [SEP] Rating: N.A. [SEP] Description [SEP] Features [SEP] Reviews [SEP] Buy Now

Thought: As I still do not see any options for anti-slip black sandals under \$50.00, I will attempt to search again to find the right items.

Guiding Action Selection with Q (part 1)

Instruction: WebShop [SEP] Instruction: [SEP] i am looking for anti slip women sandals. please choose black one, and price lower than 50.00 dollars [SEP] Search

Thought: I think I should search for black anti-slip women sandals within the specified price range.

Action: search[black anti-slip women sandals price < 50.00]

Observation: <searching results>

Thought 1: I think I should select the Gibobby Platform Sandals for Women, which are anti-slip and fit the price criteria.

Action 1: click[B07TN8VHKC] ($Q = -8.8607$)

Thought 2: I think I should select the platform flip flop option that is under 50.00 dollars, as it seems to fit my requirements for black anti-slip sandals.

Action 2: click[B09S8BF2GR] ($Q = -9.2938$)

Thought 3: I think I should click on the B09BJB5JR5 product because it is a black shoe option, but it exceeds my price criteria. None of the sandals listed are black anti-slip options under \$50. I'll look for the most relevant product within budget and parameters.

Action 3: click[B09S8BF2GR] ($Q = -9.1830$)

Thought 4: I see there are options for sandals under 50.00 dollars; the Gibobby Slippers for Women is an anti-slip option. I should click on that.

Action 4: click[B07TN7SRFN] ($Q = -9.0580$)

Thought 5: I think I should select one of the black sandals that fits the criteria and is priced under 50.00 dollars.

Action 5: click[B09S8BF2GR] ($Q = -9.6835$)

Observation: Instruction: [SEP] i am looking for anti slip women sandals. please choose black one, and price lower than 50.00 dollars [SEP] Back to Search [SEP] color [SEP] a1-black [SEP] beige [SEP] pink [SEP] yellow [SEP] z2-red [SEP] <More product details...> Gibobby Platform Sandals for Women Summer, Womens Bows Flip Flops Flat Sandals Anti-Slip Casual Beach Thong Slipper [SEP] Price: 0.01to16.71 [SEP] Rating: N.A. [SEP] Description [SEP] Features [SEP] Reviews [SEP] Buy Now

Thought: I think I should select the black color option for the Gibobby Platform Sandals.

Action: click[a1-black]

Greedy Decision-making (part 2)

Action: perform nothing.

Observation: Instruction: [SEP] i am looking for anti slip women sandals. please choose black one, and price lower than 50.00 dollars [SEP] Back to Search [SEP] ; Prev [SEP] Shoes for Women Casual Women's Classic Comfy Pointed Toe Pearl Flat Pumps Shoes Slip-on Travel Shoes Black [SEP] Price: \$100.0 [SEP] Rating: N.A. [SEP] Description [SEP] Features [SEP] Reviews [SEP] Buy Now

Thought: It appears that there are no suitable options available on the current page for black anti-slip women sandals under \$50.00.

Action: perform nothing.

<Several repeated actions.....>

Reward: 0

Prioritizing "black" and "price" does not meet all criteria, leading to task failure.

Guiding Action Selection with Q (part 2)

Observation: Instruction: [SEP] i am looking for anti slip women sandals. please choose black one, and price lower than 50.00 dollars [SEP] Back to Search [SEP] < Prev [SEP] color [SEP] a1-black [SEP] beige [SEP] pink [SEP] yellow [SEP] z2-red [SEP] <More product details...> Gibobby Platform Sandals for Women Summer, Womens Bows Flip Flops Flat Sandals Anti-Slip Casual Beach Thong Slipper [SEP] Price: 0.01to16.71 [SEP] Rating: N.A. [SEP] Description [SEP] Features [SEP] Reviews [SEP] Buy Now

Thought: I think I should click on the 'Buy Now' button to purchase the black Gibobby Platform Sandals.

Action: click[Buy Now]

Observation: Thank you for shopping with us! [SEP] Your code: [SEP] None [SEP] (Paste it in your MTurk interface.) [SEP] Purchased [SEP] asin [SEP] B07TN8VHKC [SEP] options [SEP] {"color": "a1-black"} [SEP] attrs [SEP] <More purchasing details...> Reward [SEP] Your score (min 0.0, max 1.0) [SEP] 1.0 [SEP] Reward Details [SEP] None

Reward: 1.0

Prioritizing other attributes and then selecting "black" satisfies all criteria.

Figure 7: Case study on WebShop. To analyze the action selection guided by our Q-value model, we take the second step of the decision-making process as an example. We present multiple sampled candidate actions along with their corresponding Q-values. Action 1, which prioritizes the attributes "women" "anti-slip" and "price", has the highest Q-value among the five candidates and is therefore selected in the second decision-making step. The "black" attribute is satisfied at the next step.

C Case Study on HotPotQA**Instruction Prompt for HotPotQA**

Solve a question answering task with interleaving Thought, Action, Observation steps. Thought can reason about the current situation, and Action can be three types:

- (1) Search[entity], which searches the exact entity on Wikipedia and returns the first paragraph if it exists. If not, it will return some similar entities to search.
- (2) Lookup[keyword], which returns the next sentence containing keyword in the current passage.
- (3) Finish[answer], which returns the answer and finishes the task.

After each observation, provide the next Thought and next Action.

Figure 8: Instruction prompt for HotPotQA.

Greedy Decision-making (part 1)

Instruction: Question: The season in which “The Death Camp of Tolerance” was an episode in began airing on what date?

Thought: I need to find information about the episode “The Death Camp of Tolerance” to determine which season it is in and when that season began airing.

Action: Search[“The Death Camp of Tolerance” episode air date]

Observation: Could not find “The Death Camp of Tolerance” episode air date. Similar: [‘The Death Camp of Tolerance’, ‘South Park season 6 (category South Park season 6 episodes)’, ‘List of South Park home video releases’, ‘Awesom-O (category Television episode articles with short description for single episodes)’, ‘Bass to Mouth (category Television episode articles with short description for single episodes)’].

Thought: The search didn’t return the specific air date for “The Death Camp of Tolerance.” I know it belongs to “South Park,” so I should search for the sixth season of South Park and find its premiere date.

Action: Search[“South Park season 6 air date”]

Observation: There were no results matching the query.. The pages “South Park season 6 air date” and “South Park season 6 air date” do not exist. You can create a draft and submit it for review or request that a redirect be created.

Thought: I couldn’t find specific information about the sixth season of South Park, but I know “The Death Camp of Tolerance” is from Season 6, which aired in the early 2000s. I will look up the general air date for South Park Season 6.

Action: Search[South Park Season 6 premiere date]

Observation: Could not find South Park Season 6 premiere date. Similar: [‘South Park season 26’, ‘Cobra Kai season 6’, ‘List of South Park episodes’, ‘South Park season 20’, ‘South Park season 19’].

Thought: Since I am unable to find information through direct searches, I will try to look for any details surrounding general information about “The Death Camp of Tolerance” episode itself as it may include air dates or related context.

Action: Search[“The Death Camp of Tolerance South Park episode details”]

Observation: There were no results matching the query.. The pages “The Death Camp of Tolerance South Park episode details” and “The Death Camp of Tolerance South Park episode details” do not exist. You can create a draft and submit it for review or request that a redirect be created.

Thought: Since I am unable to find relevant pages regarding the episode or the season via search, I can infer

Guiding Action Selection with Q (part 1)

Instruction: Question: The season in which “The Death Camp of Tolerance” was an episode in began airing on what date?

Thought: I need to search for “The Death Camp of Tolerance” to find out which season it belongs to and when that season began airing.

Action: Search[The Death Camp of Tolerance]

Observation: “The Death Camp of Tolerance” is the fourteenth episode of the sixth season of the American animated television series South Park, and the 93rd overall episode of the series. It originally aired on Comedy Central in the United States on November 20, 2002.. In the episode, Mr. Garrison tries to get fired from his new job as the fourth grade teacher at South Park Elementary by being overtly and explicitly homosexual in front of the students, so he can sue the school and get twenty-five million dollars in damages. However, he is unable to as the rest of the faculty and the children’s parents are desperate to appear tolerant of his homosexuality.

Thought: “The Death Camp of Tolerance” is the fourteenth episode of the sixth season and aired on November 20, 2002. I need to find out when the sixth season began airing.

Action: Search[sixth season of South Park]

Observation: Could not find sixth season of South Park. Similar: [‘South Park season 26’, ‘South Park season 6’, ‘Bebe’s Boobs Destroy Society (category South Park season 6 episodes)’, ‘South Park season 7’, ‘List of South Park episodes’].

Thought: I couldn’t find specific information about when the sixth season of South Park began airing directly. However, I can try looking up just “South Park season 6” to get information on the entire season.

Action: Search[South Park season 6]

Observation: The sixth season of South Park, an American animated television series created by Trey Parker and Matt Stone, began airing on March 6, 2002. The sixth season concluded after 17 episodes on December 11, 2002.[1]. The sixth season is the only season of South Park to not feature Kenny McCormick as a main character, due to him being killed off at the end of the previous season in “Kenny Dies.” He was revived at the end of the season finale, “Red Sleigh Down”, appearing in the last few seconds. This was his sole appearance in the season.. Kenny was written off in “Kenny Dies” at the end of season 5 of South Park, though he was mentioned throughout season 6.

Thought: The sixth season of South Park began airing on March 6, 2002. “The Death Camp of Tolerance” aired on November 20, 2002, during that season. Therefore, the answer to when the season began airing is March 6, 2002.

Case Study on HotPotQA

Greedy Decision-making (part 2)

that “The Death Camp of Tolerance” is recognized more broadly and may have been aired sometime in 2002. I need to make an educated guess based on the known timeframe of “South Park.”

Action: Finish[2002]

Reward: 0

The generated keywords are insufficiently accurate for searching.

Guiding Action Selection with Q (part 2)

Action: Finish[March 6, 2002]

Reward: 1

Guided by the Q-value model, the selected search keywords are better suited for this task.

Figure 9: Case study on HotPotQA.

D Pseudocode

Our method comprises both training and inference stages. During the training stage, we first use Monte Carlo Tree Search (MCTS) to explore high-quality trajectories, annotating the actions in each step with Q-values. We then construct preference data and train the Q-value model using step-level Direct Policy Optimization (DPO). During inference, the trained Q-value model guides action selection at each decision-making step.

Algorithm 1: Training of Q-value models.

Input: π : LLM agent policy; π_{ref} : initial LLM for training the Q-value model; m : number of iterations; n : number of candidate actions to sample; T : maximum MCTS tree depth and environment step.

$\pi_\theta \leftarrow \pi_{\text{ref}}$

for each task instruction in the training set **do**

 Initialize the root node s_0

for each MCTS iteration **do**

for $t \leftarrow 0, \dots, T$ **do**

if s_t is not terminal **then**

Expansion: Sample n candidate actions $a_t \sim \pi(s_t)$, and obtain corresponding observation o_t from the environment.

Evaluation: From the selected node’s trace, roll out the trajectory using π until a terminal state is reached

Backpropagation: Backpropagate the value estimate bottom-up according to Equation 5.

Selection: Traverse tree from the root node to a leaf node according to UCT in Equation 4.

end if

end for

end for

Construct preference pairs $\mathcal{D} = \{u, \tau_t, a_t^w, a_t^l\}_{t=1}^T$ according to the final trees.

Optimize π_θ using step-level DPO objective in Equation 8 with \mathcal{D} .

Output: π_θ , the well-trained Q-value models

Algorithm 2: Inference with Q-value models.

Input: π_{ref} : initial LLM for training the Q-value model; π_θ : well-trained Q-value models; n : number of candidate actions to sample; T : maximum MCTS tree depth and environment step.

for each task instruction in the test set **do**

for $t \leftarrow 0, \dots, T$ **do**

if s_t is not terminal **then**

 Sample n candidate actions $a \sim \pi(s_t)$, and calculate the $Q(u, \tau_t, a_t)$ according to Equation 9.

 Select the action $a_t = \arg \max_a [Q(u, \tau_t, a)]$ to interact with the environment.

end if

end for

end for
