

---

# WARMSWAP: SHARING DEPENDENCIES FOR ACCELERATING COLD STARTS IN SERVERLESS FUNCTIONS

---

**Rui Li**

Khoury College of Computer Science  
Northeastern University  
Boston, MA 02115  
li.rui8@northeastern.edu

**Devesh Tiwari**

College of Engineering  
Northeastern University  
Boston, MA 02115  
d.tiwari@northeastern.edu

**Gene Cooperman**

Khoury College of Computer Science  
Northeastern University  
Boston, MA 02115  
g.cooperman@northeastern.edu

## ABSTRACT

This work presents WarmSwap, a novel provider-side cold-start optimization for serverless computing. This optimization reduces cold-start time when booting and loading dependencies at runtime inside a function container. Previous approaches to the optimization of cold starts tend to fall into two categories: optimizing the infrastructure of serverless computing to benefit all serverless functions; or function-specific tuning for individual serverless functions. In contrast, WarmSwap offers a broad middle ground, which optimizes entire categories of serverless functions. WarmSwap eliminates the need to initialize middleware or software dependencies when launching a new serverless container, by migrating a pre-initialized live dependency image to the new function instance. WarmSwap respects the provider’s cache constraints, as a single pre-warmed dependency image in the cache is shared among all serverless functions requiring that software dependency image. WarmSwap has been tested on seven representative functions from FunctionBench. The functions are chosen to compare with previous work. In those tests, WarmSwap accelerates cold-start executions for those serverless functions with large dependency requirements by a factor ranging from 1.2 to 2.2.

## 1 Introduction

Serverless computing is a flexible and popular cloud computing methodology that provides users with a simpler and cheaper way to deploy applications. It has quickly gained attention across various cloud providers, including AWS [3], Azure [19], Google[11], and Alibaba [2]. For the user, serverless computing offers robust auto-scaling and an economical pay-as-you-go model, in contrast to reserving an instance for a fixed time. Users only need to submit their code as a serverless function in the cloud and later trigger the function’s execution based on a request or event. Finally, the user’s code is executed in instances (e.g., a virtual machine or a Docker container) provided by cloud providers.

However, many of the financial benefits are undermined by the *cold-start* problem. In serverless computing, the cloud provider loads user function into the serverless instance only upon user invocation, forming the basis of the “pay-as-you-go” pricing model. Typically, the cloud retains the serverless instance in memory for a certain period (i.e., during a *keep-alive time*).

If an invocation occurs when no instance is alive in the system, the function experiences a *cold start*, which is significantly slower due to instance initialization. If the next invocation happens within the *keep-alive time*, the function experiences a *warm start*, during which the provider does not need to load and initialize a new instance. *Cold starts* can also occur during spikes in invocations when the system requires additional instances of a given serverless function. However, as reported by Azure [22], this affects only a small percentage of applications (less than 1%).

Given the significance of the cold-start problem [10], recent years have witnessed a surge in related research efforts from both academia and industry [6, 8, 21, 23, 26, 20, 15, 24]. To address the overhead of cold start, these researchers propose various system designs that leverage techniques such as caching, remote memory, and checkpoint/restore. Their ultimate goal is to achieve a faster cold start by accelerating or bypassing certain initialization phases.

Optimizations for serverless cold start can be classified into function-specific tuning and infrastructure optimization based on their targets. Function-specific tuning focuses on individual functions, such as creating and caching pre-initialized images [23, 8, 6], generating function seeds [26], and recording and pre-fetching hot pages [25]. Infrastructure

optimization typically targets the entire system or shareable resources to benefit different functions. Examples include building a more efficient storage or caching system [5, 1], maintaining pre-initialized Zygote containers [21, 16], and sharing idle containers across different functions [14].

Function-specific tuning typically results in very fast cold starts because it can manage every detail of the initialization phase for a specific function. However, implementing these optimizations for all serverless functions on the cloud can incur substantial costs for the cloud provider. In contrast, infrastructure optimizations have lower costs for large-scale cloud providers because they naturally benefit all serverless functions running on the cloud. Furthermore, infrastructure optimizations are easier to implement in real-world cloud environments because they only require involvement from the cloud providers.

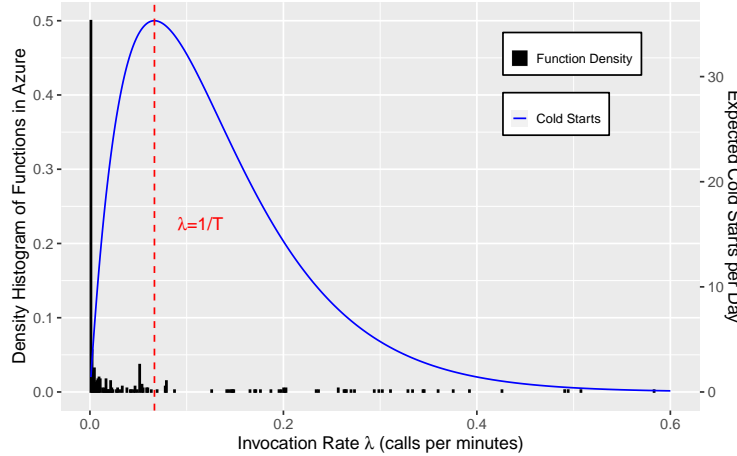


Figure 1: The relationship of invocation rate  $\lambda$  versus number of expected cold starts with keep-alive time  $T = 15$  minutes and the function distribution coming from Azure [22]. Each serverless function was assigned to a bucket  $[x, x + 0.001]$ , where the  $\lambda$  of the serverless function was between  $x$  and  $x + 0.001$  invocations per minute. The y-value for a bucket is the number of functions that fall into the given bucket. The y-values for each bucket were normalized so that the sum of the values for the buckets adds to one.

In practice, production cloud providers tend to emphasize more infrastructure optimization, due to the skewed workload in the real world, as illustrated in Figure 1. Function-specific tuning is suitable for functions with invocation rates around  $1/T$ , where a significant number of expected cold starts occur to each function. However, according to an Azure Function dataset [22], 50% of functions experience fewer than 1.4 cold starts per day, assuming a keep-alive time of 15 minutes. Therefore, it is costly and unnecessary to maintain pre-initialized images or record hot pages in RAM for all serverless functions.

Although some infrastructure optimization for serverless container caching and launching have been successfully implemented in production [1, 5], there remains a lack of infrastructure optimization for loading software dependencies. For instance, AWS Lambda can launch cold starts for function containers up to 10 GB in size within 50 ms [5], but it still initializes software dependencies from scratch (see experiments in Section 2.3). The time required to load software dependencies within the container can sometimes exceed the execution time [21]. Recently, this initialization time has been exacerbated by the development of AI and large language models, as AI-related functions often require larger and more complex dependencies.

The existing work targets reducing dependency-loading latency, but deploying those solutions in real-world serverless systems still presents challenges. SOCK [21] and FlashCube [16] have proposed new container frameworks that aim to bypass container launch and dependency-loading phases by preserving Zygote containers and container components on serverless worker nodes. However, preserving pre-initialized containers or their components on every serverless worker node, or remotely migrating the entire container, is costly. It also restricts user flexibility to use their own custom containers, a feature commonly supported by large serverless providers like AWS [3].

Finally, this work is complementary to previous work, and can effectively coexist with previous approaches. The function-specific tuning like catalyzer [8] or vHive [25] optimize the frequently used serverless functions (i.e. around  $1/T$  in Figure 1). This work optimizes the “long tail” of the distribution of buckets for serverless functions (see caption of Figure 1), as documented by Azure [22]. And finally, infrastructure optimizations benefit [5, 1] all serverless functions.

## The WarmSwap Approach:

In this paper, we present *WarmSwap*, targeting the dependency loading overhead during cold starts. In *WarmSwap*, the provider maintains a pool of *live dependency images* in RAM. A live dependency image is an image stored *in memory* that represents a checkpoint of the software dependencies. Typically, these images contain popular middleware combinations, such as Python with NumPy, Python with Torch, or Python with NumPy and Torch.

*WarmSwap* is designed to benefit serverless providers by also optimizing the massive number of less frequently invoked functions (the “long tail” of the distribution), which is usually not practical in a function-specific approach. *WarmSwap* brings several benefits. First, providers only need to maintain a limited number of live dependency images in memory, which can be shared by a wide variety of serverless functions that utilize that middleware. The pre-warming cost for the provider depends solely on the number of live dependency images, not on the number of serverless functions employed by multiple users. However, the benefit of pre-initialization is shared among all serverless functions using the middleware. Second, *WarmSwap* respects isolation for serverless functions. This is because the provider primarily transfers pages from public dependency images, which do not include user source code.

By using *WarmSwap*, the provider can accelerate the cold start by “pre-warming” a popular dependency pool in either the local worker nodes or a remote central node. When creating new serverless instances for cold starts, *WarmSwap* can first check whether a necessary software dependency already exists in the dependency image pool. If so, *WarmSwap* conducts a live migration of the required dependency image from the pool to new serverless containers. This saves time otherwise spent on booting runtimes and loading software dependencies.

Furthermore, the *WarmSwap* approach is practical because it focuses on widely used, public software dependencies. A study [21] reveals that 36% of “import” in 876,000 Python projects are from just 20 packages. Therefore, providers can concentrate on maintaining a relatively small number of dependency images across numerous serverless functions used by all users.

An experimental implementation of *WarmSwap* was evaluated by running offline AWS Lambda containers on AWS EC2 nodes. In our tests, loading libraries such as “sklearn+pandas”, “numpy+keras”, and “numpy+torch” through *WarmSwap* was up to 2.2x, 3.2x, and 2.5x faster, respectively, compared to traditional AWS Lambda startup processes. Furthermore, *WarmSwap* can save 85.4% of memory space compared to the function-specific approach [23] when warming up 10 different serverless functions sharing the same dependency. Therefore, for functions sharing a common dependency, *WarmSwap* represents a new type of infrastructure optimization using pre-warmed dependency images, offering several advantages over previous approaches in the literature.

We summarize our contributions as follows.

1. This paper proposes *WarmSwap*, a new infrastructure optimization targeting the loading of a software dependency to accelerate serverless cold starts, benefiting the many less frequently invoked serverless functions as well.
2. *WarmSwap* is a cost-effective solution for dependency-loading, as the provider stores middleware only once in a separate dependency image, independent of the entire container. A single pre-warmed dependency image can be shared between different serverless functions and worker nodes.
3. This work is targeted to benefit the real-world distributions of serverless function invocations with their “long tail”, as documented by an Azure study (see Figure 1).

The rest of this paper is organized as: Section 2 presents the background and motivation of our paper; Section 3 presents the design and implementation details of *WarmSwap*; In Section 4, we evaluate the performance of *WarmSwap*; We then discuss related work in Section 5, and conclude in Section 6.

## 2 Background and Motivation

This section introduces the background for serverless computing and the issue of cold starts in Section 2.1. Section 2.2 motivates the need for *WarmSwap* by analyzing the relationship between cold starts and function invocation patterns in Azure. Section 2.3 then discusses an existing performance bottleneck in a commercial cloud platform such as AWS Lambda.

### 2.1 Cold Start in Serverless Computing

This section introduces the background of container-based serverless computing from a cold-start perspective. Figure 2 shows the general process of such a cold start.

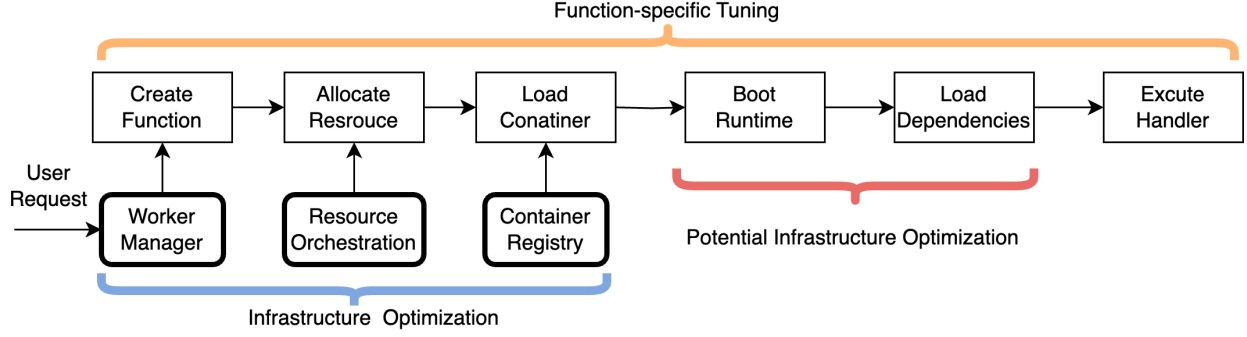


Figure 2: The process of serverless cold starts in the current production cloud: Different optimization methods may involve one or more steps in the process.

In Figure 2, while the specifics may differ across platforms, most serverless architectures typically consist of two core components: a *Worker Manager* and a *Resource Orchestration* unit. In response to a function invocation from the front end, a request for capacity is sent to the *Worker Manager*, which acts as a stateful load balancer. The *Worker Manager* continuously monitors the capacity of each unique function on the platform. If sufficient capacity exists (e.g., idle function instances are available), the *Worker Manager* directs the front end to route the request to an idle instance. Conversely, if resources are unavailable (triggering a cold start), it instructs *Resource Orchestration* to provision a new function instance with adequate CPU and RAM.

Recall also that the user has uploaded the container function to the provider’s *Container Registry*. Next, the provider will download the user container from the *Container Registry* and start it. The container initiates the *serverless runtime* to boot the entire serverless function. Then, the serverless runtime starts a specific function runtime (e.g., Python), and the program loads the necessary software dependencies (e.g., NumPy) and the user-specific *handler code*. At this point, the new function instance is ready to handle user requests.

To minimize the cold-start overhead, one needs to skip or expedite one or more steps in the cold-start optimization. When designing a *function-specific tuning* for the cold start, one can consider all the steps specific to a serverless function. Previous works have designed end-to-end, function-specific tuning for targeted serverless functions and achieved substantial reductions in cold-start latency. However, when performing infrastructure optimization for the entire system, one can only optimize steps that are identical or similar across all serverless functions, such as container storage and loading.

In this paper, we argue that runtime booting and dependency-loading qualify for infrastructure optimization because they are common processes that can benefit multiple serverless functions. Thus, we propose WarmSwap as a novel infrastructure optimization aimed at reducing the time required for runtime booting and dependency-loading.

## 2.2 Impact of Invocation Patterns on Cold Starts

In this section, we aim to address two questions:

- 1) How frequently does a cold start occur for a serverless function?
- 2) How does a skewed workload impact the optimization choices of the cloud provider?

To simplify the discussion, we focus on situations where a cold start occurs due to the absence of any active instances, as this scenario accounts for more than 99% of cold starts in production systems [22].

To address question 1, we model the occurrence of cold starts using an exponential distribution. The frequency of cold starts for a serverless function depends on its invocation pattern. For extreme cases, a function that is never invoked or invoked very frequently (e.g., every second) would not experience cold starts. Let  $\lambda$  denote the invocation rate (calls per minute), and  $T$  denote the keep-alive time. The probability of no invocation occurring during the keep-alive time follows an exponential distribution:

$$P_{no\_inv} = e^{-\lambda T} \quad (1)$$

Here,  $P_{no\_inv}$  represents the probability that no invocation happens during the keep-alive timeout, leading to a potential cold start.

The number of expected cold starts that occur within  $D$  minutes can be expressed as:

$$E_{cs}(\lambda) = D\lambda P_{no\_inv} = D\lambda e^{-\lambda T} \quad (2)$$

which has a maximum when  $dE/d\lambda = 0$ ,  $\lambda = 1/T$ .

Figure 1 shows the relation of  $E_{cs}$  versus  $\lambda$  when  $T = 10 \text{ min}$  and  $D = 1440 \text{ min}$  (a day). Only functions with invocation rates around  $1/T$  have a large number of expected cold starts, functions that are less or more frequently invoked have fewer cold starts. Cloud providers like Azure [19] and AWS [3] configure dynamic *keep-alive* time from 5 to 30 minutes. The different *keep-alive* time changes the position of the maximum point, but the shapes are similar.

To answer question two, we draw the density histogram of the actual function distribution in the same Figure 1. For function-specific tuning, assuming the cost of optimizing a function is  $c$  and the benefits of an optimized cold start are  $w$ . Functions that are worth function-specific tuning must satisfy the following:

$$wE_{cs}(\lambda) > c \quad (3)$$

However, from the histogram, the serverless workload in production can be extremely skewed. Over 50% of functions have very a low invocation rate (less than 0.001 calls per minute) and  $E_{cs}$ , which experience less than 1.4 times of cold starts. Thus, those functions are hard to qualify equation 3, which means function-specific tuning is not economic for them.

For those functions whose invocation rate cannot qualify equation 3, only infrastructure optimization can help to reduce their cold-start overhead. One successful optimization example from the provider is AWS Lambda, which published its optimization of function creation and container loading in a recent paper [5]. The design of AWS lambda assumes that serverless instances are highly cacheable, in which most scaling is driven by a smaller number of images, and the images are based on common base layers. With a three-tier caching system and container deduplication, AWS can cold start a 10 GB serverless container within 50 ms. Thus, the loading and booting of the container are lightweight in current commercial serverless systems.

In this paper, we hope WarmSwap can further extend the infrastructure optimization for the benefit of the many serverless functions that can not apply function-specific tuning.

### 2.3 Performance Analysis of the Cold Start for Current AWS Lambda Functions

This section analyzes the performance of cold-start overhead in a production cloud on AWS [1, 5]. The goal is to analyze which components of the current AWS Lambda architecture still have room for optimization. None of the experiments in this section refer to WarmSwap.

For analysis, we built serverless function containers to create AWS Lambda functions, and then invoke them by a script running on an AWS EC2 node. All Lambda functions are configured with a 10 GB memory limitation to maximize the CPU resources. To collect cold-start times, the script needs to wait until the end of *keep-alive* time between invocations of the same function. There are several timers in the analysis script and the function containers to track the time of each cold-start process. The entire time for the cold start is calculated from the script that sends the request to the serverless function and receives the result.

Note that the caching system of AWS Lambda would bring a bias to a naive experimental design. For example, if the user uploads a new function container, the first cold start will be extremely slow as compared to the following ones. Moreover, if the functions are frequently invoked, AWS upgrades the function to a different cache that will improve its cold starts. (See “AWS three-tier caching” in [5].) The improved caching scheme continues to be used even when the function is deleted and then recreated. In order to achieve reproducible numerical results, we upload a container and then invoke the serverless function many times, until the cold-start results are stable.

Table 1 presents serverless functions from a representative serverless benchmark suite called FunctionBench [12, 13]. We have chosen FunctionBench, for ease of comparison with previous work [25]. All these functions are written in Python and they use some representative Python packages like “numpy”, “torch”, “keras”, and “sklearn”. Table 1 lists both packages and the size of specific function container images. Installing large packages also significantly increases the image size of function containers. Section 4.1 describes more details of these functions.

Figure 3 shows the breakdown of intermediate times for cold starts in this analysis. The entire cold-start time can be broken down into to following parts:

- *Network*: The process of network communications between invoker and user functions.
- *Container*: The process of creating the AWS containers.

Serverless Functions	Container Size (MB)	Major Dependencies
helloworld	180.00	None
json_dumps_load	180.00	urllib, json
pyaes	180.11	pyaes, string
chameleon	180.42	chameleon
lr_serving	379.52	sklearn, pandas
cnn_serving	1386.73	numpy, keras
rnn_serving	5602.46	numpy, torch

Table 1: Serverless functions adopted from FunctionBench [12]

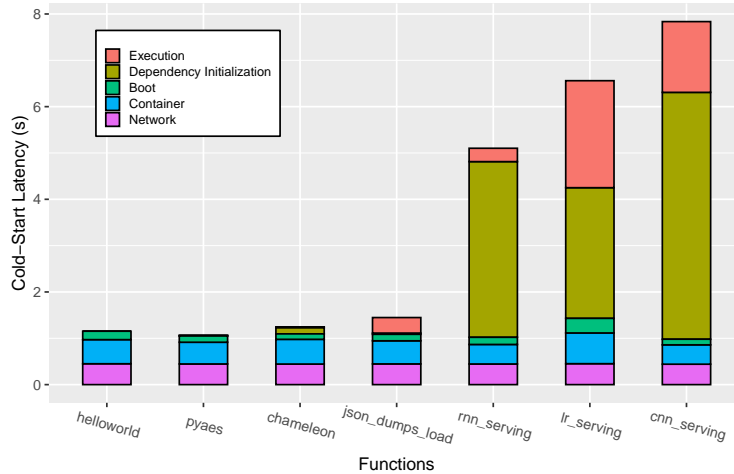


Figure 3: Cold-start latency breakdown for serverless functions in a traditional AWS Lambda function (not WarmSwap).

- *Boot*: The process of booting Python and the AWS Lambda interface [4].
- *Dependency Initialization*: The process of importing required middleware, referred to as *serverless software dependencies*.
- *Execution*: The process of execution of user handler.

From Figure 3, the dependency initialization dominates the cold start of AWS Lambda functions. In “lr\_serving”, “cnn\_serving”, and “rnn\_serving”, the dependency initialization occupies 43%, 74% and 68% of the cold-start overhead, respectively. The time for the dependency initialization component is even higher than that for the execution component for the three AWS Lambda functions. The dependency initialization component is a major problem for serverless functions in production. This problem occurs frequently because the packages they need are so common.

Note that the time for the container component is almost constant (about 0.5 s), even for containers that have different image sizes. This shows that AWS has already optimized the time for the container component, by improving the AWS caching and file systems [5, 1].

In summary, the time of the dependency initialization component often dominates the time for the other components. Therefore, improving the dependency initialization component overhead is important both to serverless providers and to users of the current production cloud. This motivates a novel method focusing on the dependency initialization overhead, as seen in Section 3.

### 3 WarmSwap Design

This section introduces WarmSwap, a prototype system for enabling “live dependency image” on serverless platforms. WarmSwap is motivated by the goal of improving the cold start by skipping the dependency loading phase. WarmSwap enables a serverless function container to seamlessly migrate the dependency image of its *pre-initialized* software dependencies from a provider’s worker node. For example, assume there is a serverless function based on Python and

numpy. The function can use pre-initialized memory pages of Python and numpy through migration. This eliminates the otherwise large runtime overhead of first initializing Python and numpy.

WarmSwap leverages the power of a shared dependency pool, enabling significant performance gains for providers. Even though individual functions differ, multiple users whose functions have a common dependency can benefit from the same pre-initialized dependency image from the pool. The cloud provider can then support such a dependency pool for all serverless users. In general, the pool contains several pre-initialized dependency images for popular runtimes and packages (e.g., Python + numpy, Python + torch, etc.).

We first provide an overview of the system’s architecture in Section 3.1, highlighting the key components and their interactions. Next, we detail the implementation of each WarmSwap component, including the generation of the pool of dependency images in Section 3.2 and the design choices of migration in Section 3.3. Finally, Section 3.4 describes the implementation.

### 3.1 Design Overview

WarmSwap is designed to reduce dependency loading overhead for serverless functions. The key idea is to *migrate* pre-initialized dependencies instead of starting them from scratch. Here, *migrate* means to copy a process from the host (which could be a local or remote node) to the user container over the network. The system design is based on the characteristics of such dependencies. A container for a serverless function usually contains both user-specific code and a middleware platform with its own package dependencies. We refer to this middleware as a *serverless software dependency*. These containers generally share three characteristics, described below, which determine the design and performance of the WarmSwap workflow.

**Commonality:** Although there are numerous serverless software dependencies, and applications can use different combinations of dependencies, many applications are based on a small number of popular packages (e.g., NumPy, sklearn, torch). Providing migration services for those popular packages can benefit complex serverless functions with large dependencies.

**Sparsity:** Most applications do not need all functions from a package, which means they only need access to small parts of the dependency memory pages. In this situation, it is unnecessary to load all the memory pages before the execution of user functions.

**Lightweight:** Keeping runtime and software dependencies in the memory is much more lightweight than keeping the whole container. Thus, the provider can afford to maintain a pool of dependency images on their work node.

Figure 4a describes the components of WarmSwap on the provider work node and function container. On the provider worker node, a *Dependency Manager* orchestrates the management of in-memory or "live" *dependency images*, which are images stored *in memory* that represent a checkpoint of pre-initialized software dependencies (e.g., Python + numpy). It is the central hub for communication with user function containers, facilitating migration services. The *Dependency Manager* maintains metadata about existing live dependency images and manages the memory pages associated with them. When a migration request is initiated by a serverless container, the *Dependency Manager* accepts the request,

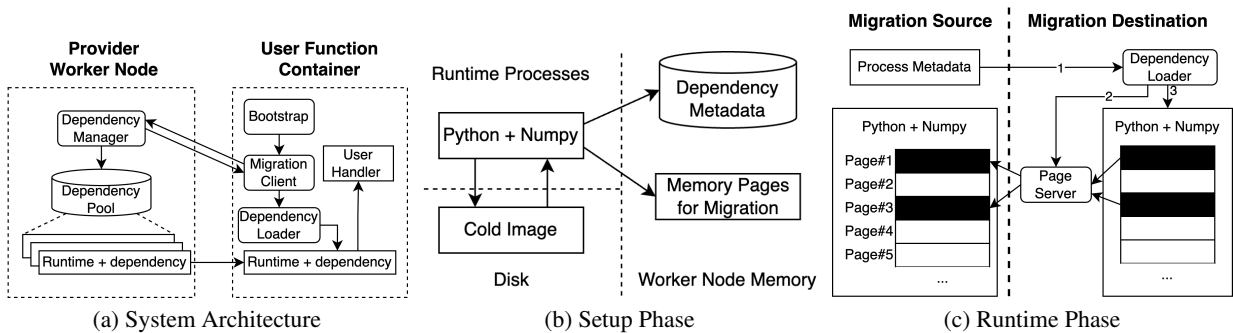


Figure 4: **System architecture and workflow:** (a) Architectural overview of WarmSwap and its dependency pool. (b) In the setup phase, the user registers a serverless function, and WarmSwap generates the corresponding image in the dependency pool. (c) In the runtime phase, pages are copied from the image between provider worker nodes and user function containers.

transfers the essential metadata required for process restoration, and provides page transfer services to the serverless function container.

In the container for the user function, a *Migration Client* orchestrates the migration of memory pages on the user side. Upon startup of the container, it initiates a migration request for the Dependency Manager. Upon receiving confirmation, it starts the *Dependency Loader* to orchestrate the restoration of the runtime and the loading of dependency images, guided by the provided metadata.

Rather than loading all memory pages immediately, the *Dependency Loader* restores the memory pages of the dependency by *lazy migration*. The Dependency Loader restores the dependency without loading the actual memory pages; instead, it initiates a *Page Server* to handle this task later. When the user functions execute and access memory pages of the dependency, it triggers page faults, and the Page Server handles them. This Page Server communicates with the dependency pool to efficiently load specific pages whenever required by the process.

### 3.2 Generation of Dependency Images

Figure 4b shows the setup phase of WarmSwap, which dumps a serverless software dependency into a dependency image in the dependency pool. The serverless software dependency process (refer to the target process in the following paragraphs) in this example is a Python script importing numpy and then executing the user handler. We initiate the dumping of the process after numpy has been loaded but before the import and execution of the user code (the user handler in Figure 4a). This dump timing ensures that the migrated process can support different user handlers and execute them immediately after migration.

The target process is divided into two distinct components during the dumping process: process metadata, preserved within *Dependency Metadata*; and hot memory pages, residing securely within the *Dependency pool*. The process metadata encompasses essential information for restoring the process framework, including file descriptors, memory segment sizes, and other relevant configuration details. The dependency pool preserves the full memory pages of the target process within its memory domain. To enable efficient page transfer, the Dependency Manager creates a dedicated page server process on the source for each target process. The source page server uses the network to communicate with page servers on the destination that need the target process.

To further accelerate the process generation and optimize resource utilization, we employ checkpoint images on disk. When dumping target processes, we create checkpoint images in order on disk to further optimize the generation process. With images on disk available, we do not need to execute the Python script from the beginning. Instead, we can directly restore the checkpoint and then create live dependency images. This is useful for those large and less popular target processes because the provider can save costs by putting them on disk instead of memory.

WarmSwap requires only a modest pool of dependency images, because of the *commonality* and *lightweight* characteristics of serverless software dependencies. Thus, cloud providers only undertake limited costs associated with dumping and maintaining dependent images.

### 3.3 Migration of Dependency Images

Figure 4c describes the runtime details of initializing a WarmSwap container. Due to the sparsity of the memory pages required by a dependency image, we leverage a strategy known as *lazy migration*. This approach dynamically transfers pages only as needed, significantly reducing overhead and enhancing performance.

The migration client orchestrates the migration process, which has three distinct steps.

The first step of migration is to transport process metadata to the destination (i.e., to the serverless function container). After receiving the migration request from the migration client, the dependency manager looks up the dependency metadata for the requested dependency image. If the dependency image exists, the dependency manager transports process metadata to the dependency loader.

The second step of migration is to start a *page server*, which handles the “Page Faults” of the dependency to be loaded by using the “userfaultfd” feature of Linux. The page server accesses the dependency pool through the network, to load those pages that actually are needed by the serverless function.

In the third step, the dependency loader then restores the serverless software dependencies based on the process metadata. The dependency loader: (a) restores the memory structure; and then (b) reconnects file descriptors in the new environment. After migration, the new process continues to import and execute the user handler.

However, the dependency loader does not load all of the memory pages in the dependency image. Instead, it starts a page server that connects to a specific dependency image inside the dependency pool on the worker node. Thus,



when the process accesses specific memory pages, it triggers a “Page Fault”, which the page server handles using “userfaultfd”.

For handling the “Page Fault”, WarmSwap could implement either of two possible design choices:

**Lazy restore:** When handling the “Page Fault”, only the pages required by the user functions are transferred. In this case, the Page Server needs to access the dependency pool every time a page fault occurs. Thus, the execution of the user function is slowed down by the number of pages the function needs. However, this method guarantees the transfer of only the minimum number of pages.

**Bulk restore:** When handling the first “Page Fault”, the Page Server first transfers the required pages. And then, in the background, it loads the remaining pages in parallel until another page fault occurs. In this case, the Page Server needs to access the dependency pool only once. Therefore, the execution will not be impacted by further page faults and remote communication. Although transferring all pages increases communication overhead, this should not impact the user functions because the Page Server can work in parallel with the user functions.

WarmSwap chooses *bulk restore* because it generally benefits all functions without impacting the warm starts (see Section 4.4). In contrast, lazy restore only works well in fewer page fault cases. In a third possibility, one might record the subset of pages that the serverless functions need and only transfer them. For example, previous work [25] records and pre-fetch hot pages for each target serverless function. However, recall that this method involves *function-specific tuning*, which does not fulfill the requirements of WarmSwap.

### 3.4 Implementation

We implement a prototype of WarmSwap with AWS Lambda containers and CRIU [7] (Checkpoint and Restore In Userspace). WarmSwap uses AWS Lambda container templates (Version Python 3.9) to build serverless functions and collect performance results. The dependency loader is embedded into the boot process of an AWS Lambda container. When a serverless container receives invocation, it first starts the dependency loader instead of the original “bootstrap” script. Then the dependency loader loads dependency images into this container and continually executes the AWS Lambda Runtime Interface [4] and the user code.

Note that WarmSwap is a provider-side implementation. It was necessary to simulate WarmSwap on an AWS EC2 node instead of the online AWS Lambda environment. Nevertheless, all experiments employ a standard AWS Lambda container and simply execute the container with the EC2 environment. The EC2 environment was required because AWS Lambda does not allow the user to control the placement of serverless functions on nodes. In particular, it cannot guarantee that a serverless function will be placed on the same node as its associated pool of dependency images.

The prototype modifies CRIU (Version 3.9) to implement live migration of dependency images. We add two new features supporting the design described in Section 3.2 and Section 3.3.

First, we modified the “`criu dump`” command to support the dependency pool. This ensures that the “`criu dump`” command will always keep the live dependency image in memory (not killed after migration) and managed by the dependency manager of WarmSwap. Additionally, we extend the live dependency image to accept multiple requests.

Second, we modified the “`criu pageserver`” command to support the lazy restore policy described in Section 3.3. Note that there is a “`--lazy page`” parameter of the “`criu pageserver`” command. However, this parameter migrates all pages upon the execution start. We need to implement WarmSwap’s lazy restore policy: loading pages one-by-one. Similarly, CRIU’s `--lazy page` parameter does not fully support WarmSwap’s bulk restore policy. Some smaller modifications were also required for this policy.

Finally, it is important that the Python runtime and packages are installed in the same path and with the same version on both the worker node and the container. Otherwise, the “`criu restore`” cannot find the necessary files and reconnect the file descriptors.

## 4 Evaluation

We first present the experimental setup in Section 4.1, including the experimental platform and benchmarks for serverless functions. The implementation was described in Section 3.4. The evaluation answers the following research questions:

- **RQ1:** How well does WarmSwap improve the cold-start performance of different serverless functions? (Section 4.2)
- **RQ2:** How does each component in WarmSwap contribute to the cold start of different serverless functions? (Section 4.3)

- **RQ3:** How well does live migration in WarmSwap improve the cold-start execution compared with standard migration using simple checkpoint images? (Section 4.4)
- **RQ4:** How do different migration policies (lazy restore and bulk restore) work in WarmSwap? (Section 4.4)
- **RQ5:** How well does WarmSwap perform when sharing dependency images across multiple serverless functions? (Section 4.5)

#### 4.1 Experimental Setup

We use a “r5b.large” AWS EC2 machine with two vCPUs, 16 GB memory, and AWS EBS 200 GB SSD, to conduct our experiments. The O/S is Amazon Linux with Linux kernel 5.10.199, and the gcc version is 10.5.0. As described in Section 3.4, an AWS EC2 node is required to simulate a provider-side WarmSwap implementation, but standard AWS Lambda server containers are used in all experiments. Moreover, all serverless containers are built based on the “public.ecr.aws/lambda/python:3.9” template. The serverless containers are started with “--privileged” to allow the execution of CRIU.

All experiments use Python-based functions from the FunctionBench [12, 13] serverless benchmark suite. Recall that the middleware packages needed by these functions are described in Table 1 in Section 2.3. The purposes of these serverless functions are as follows:

- *helloworld*: Minimal function with no dependency packages.
- *pyase*: Text encryption with an AES block-cipher.
- *chameleon*: HTML table rendering.
- *json\_dumps\_load*: Serialization and de-serialization of JSON.
- *lr\_serving*: Serving a logistic regressions model.
- *cnn\_serving*: Serving an image classification model based on CNN.
- *rnn\_serving*: Serving a sequence generation model based on RNN.

Functions needing model parameters (namely, *lr\_serving*, *cnn\_serving*, *rnn\_serving*) download their parameters from AWS S3 when executing cold starts. The dependency images created for each serverless function are based on Python and Python packages described in Table 1.

The *cold-start latency* discussed in this section refers to the times for: *booting at runtime*; *loading dependencies*; and *executing the user functions*, unless otherwise specified. To record the cold-start latency, we first start the serverless container in the worker node and wait for the invocations to eliminate the overhead of container creation.

#### 4.2 Comparing WarmSwap and Baseline

To answer **RQ1**, we evaluate the cold-start latency of WarmSwap and the Baseline with all functions described in Section 4.1. *Baseline* refers to a traditional AWS Lambda container running offline. The Baseline runs the same containers that were built for online AWS Lambda in Section 2.3 on an EC2 machine. In this experiment, WarmSwap uses bulk restore (see Section 3.3) because it has the best performance. These serverless containers directly boot the AWS Lambda Runtime Interface during cold starts and use a Python environment and packages pre-installed inside the serverless container.

Figure 5a shows that WarmSwap outperforms the Baseline on cold-start latency for serverless functions that require large dependencies. WarmSwap is slightly slower than Baseline for the lightweight serverless functions (namely, *helloworld*, *pyase*, *chameleon*, and *json\_dumps\_load*). However, WarmSwap significantly outperforms Baseline for serverless functions that need larger packages (i.e., “pandas”, “numpy”, “scikit-learn”, “torch”, and “keras”). **WarmSwap is 1.2x, 1.8x, and 2.2x faster than Baseline for “lr\_serving”, “cnn\_serving”, and “rnn\_serving”, respectively.**

Figure 5b shows the warm-start latency of WarmSwap and Baseline. For all six serverless functions, WarmSwap has similar warm-start latencies with Baseline.

The cold start results show that WarmSwap has a performance advantage only on certain serverless functions. Specifically, WarmSwap is designed to solve the large dependency-loading problem in the serverless cold start. The lightweight functions only import standard and small Python packages. So directly booting those functions is faster than using WarmSwap. The lightweight functions incur additional overhead because WarmSwap needs to communicate with the dependency manager and migrate the dependency image into the containers, which increases some overhead.

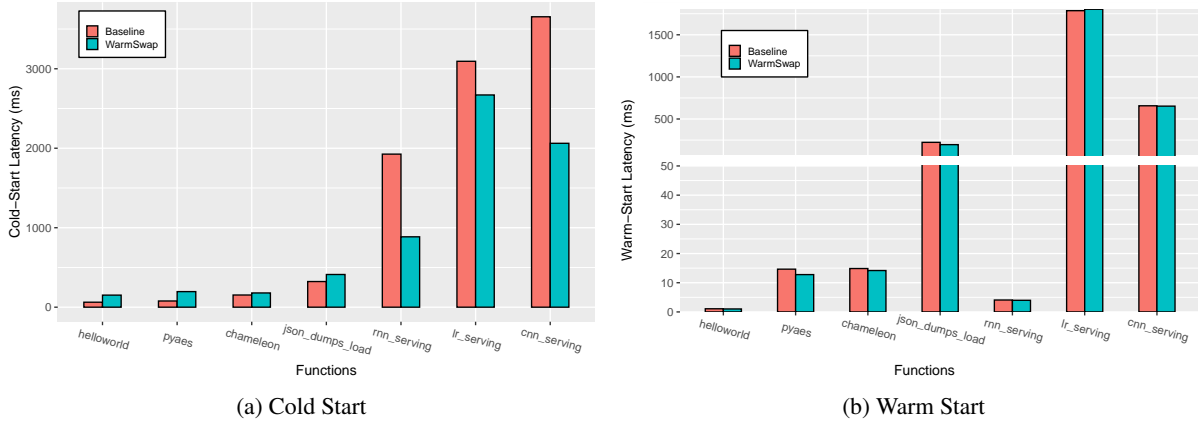


Figure 5: **Comparison of WarmSwap versus Baseline.** The software dependencies for each function are specified in Table 1 of Section 2.3. Note that *lr\_serving*, *cnn\_serving*, and *rnn\_serving* all have much larger dependency images. For this reason, WarmSwap is shown to be much faster on cold starts than the Baseline in these cases, by a ratio of 1.2, 1.8, and 2.2. Further, there is almost no degradation of performance during warm starts.

The warm start results show that WarmSwap’s performance is almost the same as that of the Baseline containers. During cold starts, the user code is already executed and necessary pages are already installed. WarmSwap does not add overhead to the warm start of the same function. Furthermore, there is no difference between the execution times for regular software dependencies and for migrated dependencies.

### 4.3 Components of Cold Start Execution Time

To further analyze WarmSwap when executing a cold start, and answer **RQ2**, we decompose the cold-start time of WarmSwap and Baseline into three parts. Recall the architecture of WarmSwap from Figure 4a. *Communication* is the process by which the “migration client” communicates with the dependency manager and receives the process metadata. The *process metadata* is a special data structure associated with checkpoints that support CRIU’s lazy migration protocol (see Section 3.2). *Migration* is the process in which the dependency loader executes until the start of user-specific handler functions. The definitions of *Execution*, *Boot*, and *Dependency Initialization* are the same as those in Section 2.3.

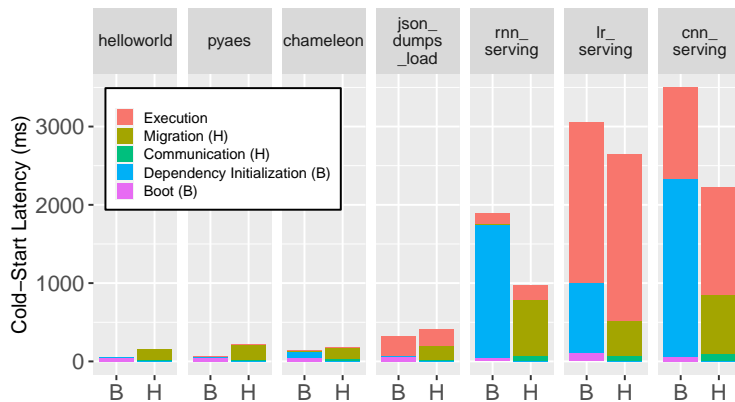


Figure 6: **Cold-start latency breakdown for WarmSwap (H) and Baseline (B).** The performance gain of WarmSwap arises because the migration is faster than the software dependency initialization of a Baseline container.

Figure 6 shows the breakdown of cold-start latency for WarmSwap. The communication time is almost constant for all tested serverless functions, ranging from 25 ms to 94 ms according to the sizes of process metadata. Table 3 shows the sizes of process metadata for dependency images for each function. The size of process metadata is much smaller than

the checkpoint image of the entire dependency. Since WarmSwap already migrates most of the memory by the page server, it does not need to transfer much additional information in the process metadata.

Compared with the dependency-loading time of Baseline, WarmSwap has a faster migration time in the case of functions that have larger dependencies. **WarmSwap is 2.2x, 3.2x, and 2.5x faster than Baseline for booting dependencies for “lr\_serving”, “cnn\_serving” and “rnn\_serving”, respectively.** That explains how WarmSwap helps with the cold-start time. Since all memory pages are pre-initialized in the dependency image, user functions directly use them after migration. Within WarmSwap, the migration time dominates the cold start because migration is the key phase that transfers the dependency image that is needed by the user function.

#### 4.4 Analysis of Benefits of WarmSwap Components

This section evaluates the contribution of the different optimization techniques used by WarmSwap in cold starts: live migration (**RQ3**) and different migration policies (**RQ4**). Since WarmSwap shows performance improvements only for functions with larger dependencies, we focus on the results for “lr\_serving,” “cnn\_serving,” and “rnn\_serving” in this experiment.

Two migration policies of WarmSwap from Section 3.3 are evaluated:

**WarmSwap Initiative Restore:** The page server copies all memory pages in parallel after the first “Page Fault.”

**WarmSwap Lazy Restore:** The page server copies only the accessed pages that trigger a “Page Fault” at a time.

Two variants of WarmSwap are created as follows:

**WarmSwap without Page Server:** Prepares a regular checkpoint image for the dependency, copies it to the user container during cold starts, and restores it.

**WarmSwap without Lazy Migration:** Copies all memory pages through the page server inside the user container before the execution of user code.

Prototypes	Cold Start (s)			Warm Start (s)		
	lr_serving	cnn_serving	rnn_serving	lr_serving	cnn_serving	rnn_serving
WarmSwap Bulk Restore	<b>2.67</b>	<b>2.06</b>	0.89	1.80	0.65	0.004
WarmSwap Lazy Restore	2.93	3.29	<b>0.76</b>	2.39	2.71	0.004
w/o Page Server	3.00	2.14	0.91	1.82	0.68	0.004
w/o Lazy Migration	3.09	2.13	0.89	1.81	0.65	0.004

Table 2: Comparison of cold-start and warm-start results with: WarmSwap bulk restore, WarmSwap Lazy Restore; WarmSwap without Page Server; and WarmSwap without Lazy Migration.

Table 2 shows the cold-start and warm-start times for WarmSwap and its variants. WarmSwap with bulk restore has the best latency for “lr\_serving” and “cnn\_serving”, while WarmSwap with lazy restore outperforms the others for “rnn\_serving”. The cold-start performance difference between bulk restore and lazy restore is related to the number of page faults a function triggers. The overhead of lazy restore increases significantly as the number of page faults rises. This is because whenever the function triggers a page fault, it needs to pause and wait for the page server to install the specific memory pages.

For WarmSwap without Page Server, we need to copy a relatively large image to the user container and restore all memory pages before execution. The overhead of copying the image is related to the checkpoint sizes, which are listed in Table 3.

For WarmSwap without Lazy Migration, the cold-start time is slower than WarmSwap because it needs to transfer all the memory pages through the network. Note that for “lr\_serving”, WarmSwap without Lazy Migration is even slower than WarmSwap without page server. This is because “lr\_serving” has a smaller checkpoint image size than the other functions.

All three prototypes (not counting Lazy Copy) have similar warm start times, which demonstrates that those three migration methods do not impact the time for warm starts. For Lazy Copy, the performance of warm starts decreases because “lr\_serving” and “cnn\_serving” trigger extra page faults during the first warm start. The performance will become normal for the following warm starts.

Based on these experiments, we believe bulk restore is more suitable in practice since the provider usually does not know how many page faults the target program will trigger. Moreover, it has no impact on warm-start performance.

Functions	Metadata Size (MB)	Image Size (MB)
helloworld	0.88	8.1
json_dumps_load	1.2	16
pyase	0.88	8.3
chameleon	0.88	8.9
lr_serving	5.6	79
cnn_serving	15	190
rnn_serving	12	200

Table 3: The size of data that needs to be transferred from the worker node to the function container of WarmSwap and WarmSwap without Page Server.

#### 4.5 Case Study: Dependency Image Sharing Across Serverless Functions

In this section, we conduct simulation experiments to show the benefit of WarmSwap on sharing dependency images across different serverless functions to answer **RQ5**. We modify the “rnn\_serving” functions by adding new code (using NumPy and torch) to the original user handler to create 10 different serverless functions. Assuming these 10 serverless functions are less frequently invoked, there is at most one instance for each function. However, the provider would still wish to gain the benefits of warm start even on these functions, if the cost is reasonable, in order to reduce the cold-start overhead.

Figure 7 compares WarmSwap and a checkpoint image-based method, Prebaking [23]. We implement Prebaking following the description in their paper, by checkpointing the entire *previous warm serverless container* with CRIU [7] to a function image and restoring it during the cold start. Note that, unlike WarmSwap and Baseline, the cost of container creation is larger in the case of Prebaking. Therefore, Figure 7 also includes the overhead of container creation for both methods.

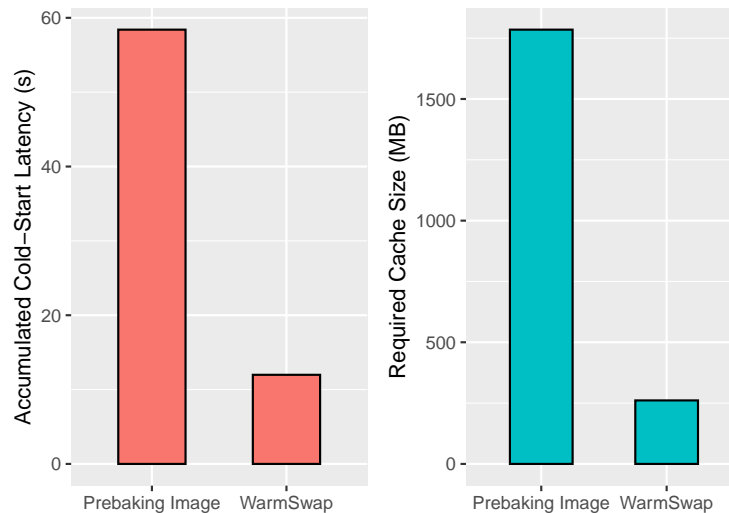


Figure 7: **Comparison of the cold-start latency and required cache/memory of WarmSwap and Prebaking Image.** The experiment is based on 10 different serverless functions that require the same dependency image (Python+numpy+torch).

Figure 7 shows the accumulated cold-start latency (the sum of average cold-start latency for the 10 functions), and the required cache in memory needed by the optimization. WarmSwap significantly outperforms Prebaking in the cold-start performance (4.8 times faster), since restoring a large container with CRIU is much slower than migrating only the dependency.

Furthermore, the provider only needs 260 MB memory to warm up the 10 different functions when using WarmSwap. In Prebaking, the provider needs to keep 10 checkpoint images (about 1.8 GB) in the cache for the 10 different functions. Hence, warming up the less frequently used functions with WarmSwap is cheaper than Prebaking.

Although function-specific tuning methods, like vHive [25] and Catalyzer [8], achieve faster container restore, the provider must create and keep all function images in cache to optimize the less frequently used serverless functions. Thus, WarmSwap provides a practical method for providers to optimize cold starts for all functions at a reasonable cost.

## 5 Related Work

### 5.1 Function-Specific Tuning

One straightforward way to perform function-specific tuning is by using the Checkpoint/Restore techniques like CRIU [7]. One can create a checkpoint image of a specific warm serverless function and restore that image instead of initializing it from scratch during a cold start. For example, Prebaking [23] utilized transparent checkpoint technology (CRIU) to locally checkpoint the serverless function. This approach involves restarting the process during cold starts.

Catalyzer, as presented by Du et al. [8], confronts the intricate task of swiftly restoring serverless sandboxes, containers, virtual machines, and more. This innovative approach adeptly reinstates a virtualization-based function instance from a structured checkpoint image. Moreover, Catalyzer advances this restoration process by enabling on-demand recovery of both user-level memory states and system states. Notably, Catalyzer introduces the concepts of “sandbox fork” and “fork boot” to effectively tackle the challenge of warm starts, particularly when one or more hot instances already exist.

Building on checkpoint images, researchers have proposed more advanced optimizations. The authors of Catalyzer extended their contributions through MITOSIS [26]. This work takes the notion of sandbox forking further by leveraging Remote Direct Memory Access (RDMA) for remote forking. This innovation enables rapid warm starts for multiple sandboxes and supports stateful serverless computing. This extension enhances the versatility and applicability of the sandbox forking concept, facilitating efficient warm start strategies and accommodating stateful serverless scenarios.

Building upon the foundational work of Catalyzer, another study[25] introduces a noteworthy approach termed “hot page record-and-prefetch technology” aimed at expediting sandbox restoration and serverless function execution. The underlying concept revolves around recognizing that not all data within the C/R image will be utilized following restoration.

Additionally, the SEUSS framework [6] presents a unique C/R-like solution. In contrast to other approaches, SEUSS focuses on the restoration of function unikernel snapshots, sidestepping resource-intensive initialization steps. An intriguing aspect of SEUSS is its incorporation of page-level sharing across the entire software stack required for function execution. SEUSS encompasses not only unikernel binaries but also runtime snapshots and user code snapshots.

There are more ways to conduct function-specific tuning to speed up cold starts by analyzing user function code. Fasslight [17] optimizes code loading latency by loading only indispensable code. To implement this, Fasslight constructs the function-level call graph, separates other code, and loads only indispensable code to reduce cold start overhead.

Function-specific tuning usually achieves extremely high-speed cold starts, as reported by MITOSIS [26] and vHive [25]. However, as we analyzed in Section 2, these methods are not suitable for all serverless functions in production, especially those that are less frequently used. Additionally, some methods are difficult to implement on the cloud provider side because they require the provider to record [25] or analyze user code [17] or containers.

### 5.2 Infrastructure Optimization

For infrastructure optimization, the easiest way is to use a better hardware infrastructure. Further, there are plenty of system designs that help faster loading and initializing the functions by virtualization and caching systems.

Firecracker [1] by AWS Lambda is a Virtual Machine Monitor that utilizes the Linux Kernel’s KVM virtualization infrastructure to offer lightweight virtual machines. Firecracker significantly reduces the boot time of serverless instances and enhances switching performance.

AWS further reports its container optimization, which has implemented sharing across serverless functions in its approach to loading containers on-demand [5]. This is achieved through transforming serverless containers into data chunks, which are then deduplicated [18, 27] and shared across functions. These data chunks are efficiently stored within a three-tiered cache system. The primary focus of this work is on optimizing storage and facilitating the swift movement of larger serverless containers, all aimed at accelerating cold-start times.

The inherent nature of serverless functions has opened avenues for sharing not only within the same function but also across different functions. This is particularly valuable for frequently utilized functions that may accumulate millions of

instances. Developers often opt for identical containers, runtimes, or even packages. In a recent report, AWS revealed that a significant 80% of newly uploaded serverless containers lack new data chunks [5].

Building on this insight, researchers extend infrastructure optimization through shareable resources. Pagurus [14], for instance, explores container-level sharing. Recognizing that certain user functions extensively share software packages, this approach allows new functions to borrow containers from existing ones, thereby reducing cold-start overhead. However, it’s crucial to acknowledge that sharing entire containers could introduce additional security challenges. HotC [24] focuses on reusing container runtimes to minimize container initialization overhead. HotC maintains a live container runtime pool, analyzes user input or configuration files, and provides available runtimes for immediate reuse.

In this work, we propose a feasible solution to extend infrastructure optimization for reducing dependency loading overhead.

### 5.3 Dependency Loading Overhead

Several previous works have recognized the importance of software dependency loading overhead. The SOCK framework, as explored in Oakes et al.’s work [21], analyzed the impact of loading Python packages on overhead. Their findings revealed that incorporating numerous popular libraries during the import process adds approximately 100 milliseconds to the cold-start time. Consequently, they devised an innovative strategy involving the creation of a lean container and a three-tiered Python library caching system. This approach effectively accelerates cold-start times.

Similarly, the FlashCube framework [16] addresses the delays caused by initializing function runtimes. To tackle this issue, FlashCube introduces a novel container framework. Instead of constructing a container from scratch, FlashCube assembles it by combining a selection of pre-existing general container components, including namespaces, cgroups, and runtimes. This approach maintains a template runtime process for each programming language (such as Python, Java, and Node.js). Photons [9] also recognize language runtime and library redundancy. They co-locate multiple instances of the same function within the same runtime, allowing concurrent invocations to share dependencies and application states.

Note that existing solutions attempt to pre-warm dependencies at the container level, requiring providers to pre-warm containers or container components for serverless functions. In contrast, WarmSwap is a lightweight solution that can be easily deployed across multiple nodes while effectively addressing the dependency loading problem.

## 6 Conclusion

In conclusion, this paper presents WarmSwap, a provider-side solution for accelerating dependency loading in serverless cold starts in production serverless platforms. WarmSwap is a complementary work that extends infrastructure optimization in serverless environments by representing software dependencies as middleware. It is designed to benefit the many less frequently used serverless functions, which is often not practical in a function-specific approach. WarmSwap is primarily beneficial when the dependencies of the serverless functions are large and when they incur significant latency during initialization. Containers with short initialization times already perform well during cold start, but recent years have seen greater use of complex software dependencies like AI/ML. It is in this regime that WarmSwap is expected to be used.

By using WarmSwap, a provider can implement a single pool of dependency images across its many computer hosts. This relieves the user of additional work. Since dependency images represent public and commonly used middleware, they can be shared among a whole category of serverless functions. Unlike previous research, the provider only needs to pre-warm and migrate the dependency process itself instead of entire containers. We implemented a prototype of WarmSwap based on offline AWS Lambda containers, and the evaluation shows that WarmSwap reduces the dependency loading overhead and warm-up cost across many serverless functions.

## References

- [1] AGACHE, A., BROOKER, M., IORDACHE, A., LIGUORI, A., NEUGEBAUER, R., PIWONKA, P., AND POPA, D.-M. Firecracker: Lightweight virtualization for serverless applications. In *17th USENIX symposium on networked systems design and implementation (NSDI 20)* (2020), pp. 419–434.
- [2] Alibaba Function Computing. <https://www.alibabacloud.com/product/function-compute>. Accessed: 2024-07-15.
- [3] AWS Lambda. <https://aws.amazon.com/lambda/>. Accessed: 2024-07-15.

- [4] AWS Lambda runtime interface client for Python. <https://github.com/aws/aws-lambda-python-runtime-interface-client/releases/tag/2.0.8>. Accessed: 2024-01-13.
- [5] BROOKER, M., DANILOV, M., GREENWOOD, C., AND PIWONKA, P. On-demand container loading in AWS Lambda. In *2023 USENIX Annual Technical Conference (USENIX ATC 23)* (2023), pp. 315–328.
- [6] CADDEN, J., UNGER, T., AWAD, Y., DONG, H., KRIEGER, O., AND APPAVOO, J. SEUSS: Skip redundant paths to make serverless fast. In *Proceedings of the Fifteenth European Conference on Computer Systems* (2020), pp. 1–15.
- [7] CRIU: checkpoint and restore in userspace. <https://criu.org/>. Accessed: 2024-07-15.
- [8] DU, D., YU, T., XIA, Y., ZANG, B., YAN, G., QIN, C., WU, Q., AND CHEN, H. Catalyzer: Sub-millisecond startup for serverless computing with initialization-less booting. In *Proceedings of the Twenty-Fifth International Conference on Architectural Support for Programming Languages and Operating Systems* (2020), pp. 467–481.
- [9] DUKIC, V., BRUNO, R., SINGLA, A., AND ALONSO, G. Photons: Lambdas on a diet. In *Proceedings of the 11th ACM Symposium on Cloud Computing* (2020), pp. 45–59.
- [10] GOLEC, M., WALIA, G. K., KUMAR, M., CUADRADO, F., GILL, S. S., AND UHLIG, S. Cold start latency in serverless computing: A systematic review, taxonomy, and future directions. *arXiv preprint arXiv:2310.08437* (2023).
- [11] Google cloud serverless. <https://cloud.google.com/serverless>. Accessed: 2024-07-15.
- [12] KIM, J., AND LEE, K. FunctionBench: A suite of workloads for serverless cloud function service. In *2019 IEEE 12th International Conference on Cloud Computing (CLOUD)* (2019), IEEE, pp. 502–504.
- [13] KIM, J., AND LEE, K. Practical cloud workloads for serverless FaaS. In *Proceedings of the ACM Symposium on Cloud Computing* (2019), pp. 477–477.
- [14] LI, Z., CHEN, Q., AND GUO, M. Pagurus: Eliminating cold startup in serverless computing with inter-action container sharing. *arXiv preprint arXiv:2108.11240* (2021).
- [15] LIN, P.-M., AND GLIKSON, A. Mitigating cold starts in serverless platforms: A pool-based approach. *arXiv preprint arXiv:1903.12221* (2019).
- [16] LIN, Z., HSIEH, K.-F., SUN, Y., SHIN, S., AND LU, H. Flashcube: Fast provisioning of serverless functions with streamlined container runtimes. In *Proceedings of the 11th Workshop on Programming Languages and Operating Systems* (2021), pp. 38–45.
- [17] LIU, X., WEN, J., CHEN, Z., LI, D., CHEN, J., LIU, Y., WANG, H., AND JIN, X. Faaslight: General application-level cold-start latency optimization for function-as-a-service in serverless computing. *ACM Transactions on Software Engineering and Methodology* 32, 5 (2023), 1–29.
- [18] MEYER, D. T., AND BOLOSKY, W. J. A study of practical deduplication. *ACM Transactions on Storage (ToS)* 7, 4 (2012), 1–20.
- [19] Microsoft Azure Function. <https://azure.microsoft.com/en-us/products/functions/>. Accessed: 2024-07-15.
- [20] MOHAN, A., SANE, H., DOSHI, K., EDUPUGANTI, S., NAYAK, N., AND SUKHOMLINOV, V. Agile cold starts for scalable serverless. In *11th USENIX Workshop on Hot Topics in Cloud Computing (HotCloud 19)* (2019).
- [21] OAKES, E., YANG, L., ZHOU, D., HOUCK, K., HARTE, T., ARPACI-DUSSEAU, A., AND ARPACI-DUSSEAU, R. SOCK: Rapid task provisioning with serverless-optimized containers. In *2018 USENIX Annual Technical Conference USENIX (ATC'18)* (2018), pp. 57–70.
- [22] SHAHRAD, M., FONSECA, R., GOIRI, I., CHAUDHRY, G., BATUM, P., COOKE, J., LAUREANO, E., TRESNESS, C., RUSSINOVICH, M., AND BIANCHINI, R. Serverless in the wild: Characterizing and optimizing the serverless workload at a large cloud provider. In *2020 USENIX annual technical conference (USENIX ATC 20)* (2020), pp. 205–218.
- [23] SILVA, P., FIREMAN, D., AND PEREIRA, T. E. Prebaking functions to warm the serverless cold start. In *Proceedings of the 21st International Middleware Conference* (2020), pp. 1–13.
- [24] SUO, K., SON, J., CHENG, D., CHEN, W., AND BAIDYA, S. Tackling cold start of serverless applications by efficient and adaptive container runtime reusing. In *2021 IEEE International Conference on Cluster Computing (CLUSTER)* (2021), IEEE, pp. 433–443.
- [25] USTIUGOV, D., PETROV, P., KOGIAS, M., BUGNION, E., AND GROT, B. Benchmarking, analysis, and optimization of serverless function snapshots. In *Proceedings of the 26th ACM International Conference on Architectural Support for Programming Languages and Operating Systems* (2021), pp. 559–572.



- [26] WEI, X., LU, F., WANG, T., GU, J., YANG, Y., CHEN, R., AND CHEN, H. No provisioned concurrency: Fast RDMA-codedigned remote fork for serverless computing. In *17th USENIX Symposium on Operating Systems Design and Implementation (OSDI 23)* (2023), pp. 497–517.
- [27] XIA, W., JIANG, H., FENG, D., DOUGLIS, F., SHILANE, P., HUA, Y., FU, M., ZHANG, Y., AND ZHOU, Y. A comprehensive study of the past, present, and future of data deduplication. *Proceedings of the IEEE* 104, 9 (2016), 1681–1710.