

# Stability analysis and optimal control of the logistic equation

Márcia Lemos-Silva<sup>[0000-0001-5466-0504]</sup>, Sandra Vaz<sup>[0000-0002-1507-2272]</sup>, and Delfim F. M. Torres<sup>[0000-0001-8641-2505]</sup>\*

**Abstract** We consider the unexploited/exploited logistic equation and study the stability of equilibrium points through Lyapunov functions. Then, we apply first and second order optimality conditions for the optimal control of the total biomass yield. Finally, we note that the time-scale logistic equation present in the literature lacks biological significance and we propose a new version of a dynamic logistic equation, valid on an arbitrary time scale, for which any trajectory of the system, beginning with a positive initial condition, remains nonnegative.

**Key words:** logistic equation; global stability; optimal control; dynamic equations; time scales.

**MSC Classification 2020:** 34D23, 34N05, 49K05.

---

Márcia Lemos-Silva  
Center for Research and Development in Mathematics and Applications (CIDMA),  
Department of Mathematics, University of Aveiro, 3810-193 Aveiro, Portugal  
e-mail: marcialemos@ua.pt

Sandra Vaz  
Center of Mathematics and Applications (CMA-UBI),  
Department of Mathematics, University of Beira Interior, 6201-001 Covilhã, Portugal  
e-mail: svaz@ubi.pt

Delfim F. M. Torres  
Center for Research and Development in Mathematics and Applications (CIDMA),  
Department of Mathematics, University of Aveiro, 3810-193 Aveiro, Portugal  
e-mail: delfim@ua.pt

\* Corresponding author: delfim@ua.pt

## 1 Introduction

Differential equations can be used to represent the size of a population as it varies over time. In particular, the logistic equation was first introduced in the 19th century by the Belgian mathematician Verhulst [1]. This equation generalizes the exponential growth equation by incorporating a maximum population value. Exponential growth predicts that, as time progresses, the population grows without bound. This is obviously unrealistic in a real-world setting, since several factors limit the rate of growth of a population: birth rate, death rate, food supply, predators, and so on. Many years ago, biologists have found that in many biological systems, the population grows until a certain steady-state population is reached. Indeed, as Verhulst wrote in *A note on the law of population growth* [21]:

*“We know that the famous Malthus showed the principle that the human population tends to grow in a geometric progression so as to double after a certain period of time, for example every twenty five years. This proposition is beyond dispute if abstraction is made of the increasing difficulty to find food [...] The virtual increase of the population is therefore limited by the size and the fertility of the country. As a result the population gets closer and closer to a steady state.”*

With this in mind, Verhulst proposed the following logistic growth model for the population  $x$  at time  $t$ :

$$\dot{x} = rx \left(1 - \frac{x}{k}\right), \quad (1)$$

where  $r$  denotes the growth rate and  $k$  the carrying capacity, i.e., the maximum population that the environment can sustain indefinitely.

When the population  $x(t)$  is small compared to  $k$ , we get the approximate equation

$$\dot{x} = rx,$$

whose solution is the well-known exponential growth given by

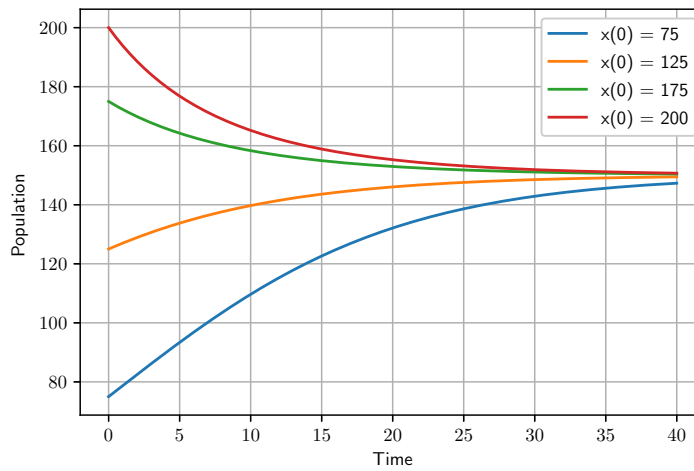
$$x(t) = x(0)e^{rt},$$

where  $x(0)$  denotes the initial population of  $x$ . On the other hand, as  $x(t)$  gets closer to  $k$ ,  $x(t)$  approaches a steady state. More than that,  $\dot{x}(t)$  would actually become negative if  $x(t)$  could exceed the value of  $k$ . All these behaviors can be seen in Figure 1.

The logistic differential equation (1) is an autonomous differential equation, so it can be solved using separation of variables. This solution is well-known (see, e.g., [1]) and is given by

$$x(t) = \frac{x(0)ke^{rt}}{k + x(0)(e^{rt} - 1)}, \quad (2)$$

where  $x(0)$  denotes the initial value for the population  $x$ . As one can see from this solution, the total population increases (or decreases) progressively from  $x(0)$  to the limit  $k$ , which is reached only when  $t \rightarrow +\infty$ .



**Fig. 1** Logistic growth (2) for different values of  $x(0)$  with  $r = 0.1$  and  $k = 150$ .

Despite its historical origins and apparent simplicity, the logistic equation (1) remains a subject of continued interest and it continues to be used by researchers worldwide for different applications (see, e.g., [5, 14, 17]).

As far as we are concerned, there are few works that convey fundamental concepts on both stability analysis and optimal control theory. Thus, the main goal of this work is to present such results in a gentle way and apply them to the well-known logistic equation. This work is organized as follows. In Section 2, we start by presenting some definitions on stability and Lyapunov type results to the analysis of global stability. We finish this section by applying these very same results to the standard logistic growth model and to two different exploited single-species models. In Section 3, we state necessary conditions for a set  $(x^*, u^*)$  to be optimal, known as the Pontryagin Maximum Principle. Moreover, we present Goh's second-order necessary conditions that are needed when dealing with singular control problems. We end by illustrating these results on an optimal control problem of the logistic model. This work ends with a short section (Section 4) explaining the relevance of this work for future work on time scales.

## 2 Stability of the logistic equation

In ecology, the word “stability” can be used with two different purposes: whether to describe the lack of change in population densities or parameters, or to describe the persistence of a system. In mathematics, one can find many different concepts of

stability. In this section, we will focus on some approaches to evaluate the local and global stability of equilibrium points.

We begin by recalling some important definitions and results on stability for systems of ordinary differential equations (ODEs) of the form

$$\dot{x} = f(x), \quad (3)$$

with the initial condition  $x(a) = x_a$ , where  $a \in \mathbb{R}_0^+$ ,  $x(t) \in \mathbb{R}^n$  for all  $t \geq a$  and  $f$  is continuously differentiable as many times as we need.

**Definition 1 (See [16])** An equilibrium point of system (3) is a vector  $\tilde{x} \in \mathbb{R}^n$  that satisfies  $f(\tilde{x}) = 0$ .

**Definition 2 (See [16])** Let  $\tilde{x}$  be an equilibrium point of system (3) and  $x(t)$  a solution of the same system satisfying the initial condition  $x(a) = x_a$ . Then, the equilibrium point  $\tilde{x}$  is said to be

- stable if

$$\forall \varepsilon > 0, \exists \delta > 0 : \|x_a - \tilde{x}\| < \delta \Rightarrow \|x(t) - \tilde{x}\| < \varepsilon$$

for all  $t \geq a$ ;

- asymptotically stable if it is stable and

$$\exists \delta > 0 : \|x_a - \tilde{x}\| < \delta \Rightarrow \lim_{t \rightarrow +\infty} \|x(t) - \tilde{x}\| = 0;$$

- unstable if it is not stable.

Here,  $\|\cdot\|$  denotes an arbitrary norm. In the present context, the Euclidean norm is frequently used.

Let us break down Definition 2 in simpler terms. Take  $x_a$  as an initial point in a neighborhood of a certain equilibrium point  $\tilde{x}$ . We say that  $\tilde{x}$  is stable if, and only if, the solution of system (3) with the initial condition  $x(a) = x_a$  remains in a neighborhood of  $\tilde{x}$ . Moreover, when  $\tilde{x}$  is asymptotically stable, the solution not only remains in a neighborhood of  $\tilde{x}$  but also converges to it. On the contrary, if  $\tilde{x}$  is unstable, then even when  $x(a)$  is close to  $\tilde{x}$ , there is always a solution, say  $x_u$ , of system (3) for which it is not possible to find a neighborhood of  $\tilde{x}$  where  $x_u$  could remain. This means that  $x_u$  diverges away from  $\tilde{x}$ .

A stronger concept of stability is global stability. In simple terms, one has global stability when a trajectory with an arbitrary initial point in the domain will remain a fixed distance from the equilibrium point; global asymptotically stability when any trajectory of the system tends to  $\tilde{x}$  regardless of initial conditions [6]. Thus, one can write the following definition.

**Definition 3 (See [6])** Let  $\tilde{x}$  be an equilibrium point of system (3) and  $x(t)$  a solution of the same system satisfying the initial condition  $x(a) = x_a$ . Then, the equilibrium point  $\tilde{x}$  is said to be

- globally stable if for any  $x(a) \in \mathbb{R}^n$

$$\exists \varepsilon > 0 : \|x(t) - \tilde{x}\| < \varepsilon$$

- for all  $t \geq a$ ;
- globally asymptotically stable if for any  $x(a) \in \mathbb{R}^n$

$$\lim_{t \rightarrow +\infty} \|x(t) - \tilde{x}\| = 0.$$

In the world of ecological models, the population density of each specie must be nonnegative. This requires that the concept of global stability must be modified in these models. For example, in the asymptotic case, by definition, an ecosystem is globally asymptotically stable if every trajectory of the model that begins at a *positive* state remains in the *positive* orthant for all finite values of  $t$ , and converges to a *positive* equilibrium point as  $t \rightarrow \infty$  [8].

To illustrate this, consider a model of the form

$$\dot{x}_i = x_i f_i(x_1, x_2, \dots, x_n), \quad i = 1, 2, \dots, n, \quad (4)$$

where  $x_i$  denotes the population density of the  $i$ th-specie and  $f_i(x)$  are continuous functions in the positive orthant. Suppose (4) has a positive equilibrium  $\tilde{x}$ , i.e.,  $f_i(\tilde{x}) = 0$ ,  $i = 1, 2, \dots, n$ .

For all species to persist it is necessary for model (4) to have either a positive equilibrium or a limit cycle and all species have to be present initially. Thus, in this case, a natural definition for global stability of a positive equilibrium is that every solution of model (4) that begins in the positive orthant  $\mathbb{R}_+^n$  must remain in  $\mathbb{R}_+^n$  and at a fixed distance from the positive equilibrium point.

The simplest way to examine stability is by evaluating the eigenvalues of the Jacobian matrix at an equilibrium point of the model. However, this method only determines local stability or instability. In contrast, real-world ecosystems experience significant perturbations and continual disturbances. A powerful analytical method for determining the stability of an equilibrium relative to finite perturbations is the direct method of Lyapunov, named after the mathematician Aleksandr Lyapunov (1820–1868) [13].

Let  $\Omega$  denote the positive region. Therefore,  $\tilde{x} \in \Omega$ . The following results allow us to determine stability for a system without explicitly integrating the differential equation. This method is called the direct method of Lyapunov. In a physical system, a Lyapunov function is a generalization of the free energy of the system. If the energy is continuously dissipated, the state of the system will evolve and move towards the state where the energy of the system attains local or global minimum. The corresponding state is none other than an equilibrium of the system.

**Theorem 1 (See [8])** *Let  $V : \mathbb{R}^n \rightarrow \mathbb{R}$  be a continuously differentiable scalar function. If  $V(x)$  satisfies the properties*

- $V(\tilde{x}) = 0$ ;
- $V(x)$  has a global minimum in  $\Omega$  equal to zero at  $\tilde{x}$ ;
- for every  $i = 1, 2, \dots, n$ ,  $V(x) \rightarrow \infty$  as  $x_i \rightarrow 0^+$  or  $x_i \rightarrow \infty$ ;
- $\dot{V}(x) = \sum_{i=1}^n \frac{\partial V}{\partial x_i} x_i f_i(x) \leq 0$ , for all  $x \in \Omega$ ;

then the positive equilibrium  $\tilde{x}$  of model (4) is globally stable.

**Theorem 2 (See [8])** Under the hypothesis of Theorem 1, the positive equilibrium  $\tilde{x}$  of model (4) is globally asymptotically stable in the positive orthant, if

$$\dot{V}(x) = \sum_{i=1}^n \frac{\partial V}{\partial x_i} x_i f_i(x) < 0 \text{ for all } x \in \mathbb{R}_+^n \text{ and } x \neq \tilde{x}.$$

**Definition 4 (See [8])** The region  $\Omega$  is a finite region of stability if  $\Omega$  is a finite region and all solutions of (4) that begin in  $\Omega$  remain in  $\Omega$  and tend to  $\tilde{x}$  as  $t \rightarrow \infty$ .

Note that the solutions must not leave region  $\Omega$  at any time  $t$ . Otherwise, some of the species may become extinct for a temporary period, which has no biological meaning.

All results stated before are only sufficient conditions for an equilibrium to be stable. Our inability to find a Lyapunov function  $V(x)$  does not imply the instability of the equilibrium. For such conclusion to be made, the following theorem is needed.

**Theorem 3 (See [11])** Let  $V : \mathbb{R}^n \rightarrow \mathbb{R}$  be a continuously differentiable scalar function. If

- $V(\tilde{x}) = 0$ ;
- $V(x)$  has a global minimum in  $\Omega$  equal to zero at  $\tilde{x}$ ;
- for every  $i = 1, 2, \dots, n$ ,  $V(x) \rightarrow \infty$  as  $x_i \rightarrow 0^+$  or  $x_i \rightarrow \infty$ ;
- $\dot{V}(x) = \sum_{i=1}^n \frac{\partial V}{\partial x_i} x_i f_i(x) > 0$ , for all  $x \in \Omega$ ;

then  $\tilde{x}$  is unstable.

Consider the general single-species model

$$\dot{x} = x f(x). \quad (5)$$

Assume (5) has a positive equilibrium at  $\tilde{x}$  and consider

$$V(x) = x - \tilde{x} - \tilde{x} \ln \left( \frac{x}{\tilde{x}} \right). \quad (6)$$

First, note that

$$\lim_{x \rightarrow \infty} x - \tilde{x} - \tilde{x} \ln \left( \frac{x}{\tilde{x}} \right) = \lim_{x \rightarrow \infty} x \left( 1 - \frac{\tilde{x}}{x} - \frac{\tilde{x} \ln \left( \frac{x}{\tilde{x}} \right)}{x} \right),$$

and applying L'Hôpital's rule to the term  $\frac{\tilde{x} \ln \left( \frac{x}{\tilde{x}} \right)}{x}$ , it is clear that

$$\lim_{x \rightarrow \infty} x \left( 1 - \frac{\tilde{x}}{x} - \frac{\tilde{x} \ln \left( \frac{x}{\tilde{x}} \right)}{x} \right) = \infty.$$

Moreover,

$$\lim_{x \rightarrow 0^+} x - \tilde{x} - \tilde{x} \ln \left( \frac{x}{\tilde{x}} \right) = 0 - \tilde{x} - (-\infty) = \infty.$$

It is also clear that  $V(x)$  has a global minimum equal to zero at  $\tilde{x}$ . In fact, if we compute the derivative of  $V(x)$ , we get

$$V'(x) = 0 \Leftrightarrow 1 - \frac{\tilde{x}}{x} = 0 \Leftrightarrow x = \tilde{x},$$

and since  $V(x) \rightarrow \infty$  as  $x \rightarrow \infty$  and as  $x \rightarrow 0^+$ , it is clear that  $\tilde{x}$  is a global minimizer. Moreover, we have that  $V(\tilde{x}) = 0$ .

Furthermore, along solutions of (5), we have  $\dot{V}(x) = (x - \tilde{x})f(x)$ . Thus, following Theorem 2, it follows that  $\tilde{x}$  is globally asymptotically stable in the positive orthant if

- for  $\tilde{x} > x > 0$ ,  $f(x) > 0$ ,

and

- for  $x > \tilde{x}$ ,  $f(x) < 0$ ,

for all  $x \in \mathbb{R}_+$  and  $x \neq \tilde{x}$ .

We can state this result as a theorem.

**Theorem 4** *The single species model (5) is globally asymptotically stable if*

- *it has a positive equilibrium at  $\tilde{x}$ ;*
- *for  $\tilde{x} > x > 0$ ,  $f(x) > 0$ ;*
- *for  $x > \tilde{x}$ ,  $f(x) < 0$ .*

The previous theorem allows us to state the following corollary.

**Corollary 1** *If  $\tilde{x}$  is a positive equilibrium point and if  $f(x)$  has only one change in sign from positive to negative as  $x$  increases from zero, then model (5) is globally asymptotically stable.*

## 2.1 Unexploited single-species model

The standard single-species logistic model for population  $x$  at time  $t$  is given by

$$\dot{x} = rx \left(1 - \frac{x}{k}\right), \quad (7)$$

where  $r$  denotes the growth rate and  $k$  the carrying capacity, i.e., the maximum population that the environment can sustain indefinitely.

It is clear that (7) is a particular case of (5), where

$$f(x) = r \left(1 - \frac{x}{k}\right).$$

This model has two equilibrium points  $\tilde{x}_1 = 0$  and  $\tilde{x}_2 = k$ , where the latter is positive. Moreover, when  $k > x > 0$ ,  $f(x) > 0$ . On the other hand, when  $x > k$ ,  $f(x) < 0$ . Thus, by Theorem 4, model (7) is globally asymptotically stable.

## 2.2 Exploited single-species models

An important problem in the management of an exploited population is the stability of the population. We can distinguish two types of constant harvesting policies: constant effort policy and constant quota policy. In the latter, a constant number of animals in a population is harvested per unit of time. In a constant effort policy, the effort applied per unit of time to catch the animals in a population is fixed. These two types of constant harvesting policies usually have completely different outcomes regarding the qualitative behavior of a system. Constant quota harvesting policies are usually unstable, while constant effort harvesting policies are usually stable [8]. Now, we show these results.

### 2.2.1 Constant effort policy

Let  $e$  be a measure of the effort applied in harvesting a population. Usually we have  $e = qg$ , where  $q$  is the catchability coefficient and  $g$  is the number of boats, men or other units used in the harvesting of the population. In these terms, the exploited population is defined as

$$\dot{x} = xf(x) - ex. \quad (8)$$

As already proved and stated in Theorem 4, if  $f(x)$  is strictly monotonic decreasing as  $x$  increases and  $\dot{x} = xf(x)$  has a positive equilibrium, then the unexploited population is globally asymptotically stable. In this case, we have that  $\frac{\partial f}{\partial x} < 0$  for  $x > 0$ . Clearly, if this is satisfied, then

$$\frac{\partial(f - e)}{\partial x} < 0, \text{ for } x > 0.$$

Thus, if  $f(x)$  is strictly monotonic decreasing for  $x > 0$ , the exploited and unexploited populations have the same qualitative behavior, provided in each case there is a positive equilibrium.

Let us prove that these conclusions apply to the logistic growth model considered so far. The logistic model with constant effort policy is given by

$$\dot{x} = rx \left(1 - \frac{x}{k}\right) - ex = x \left[ r \left(1 - \frac{x}{k}\right) - e \right]. \quad (9)$$

Model (9) has two equilibrium points  $\bar{x}_1 = 0$  and  $\bar{x}_2 = k \left(1 - \frac{e}{r}\right)$ , which is positive if  $e < r$ . The latter comes from

$$r \left(1 - \frac{x}{k}\right) - e = 0.$$

Consider

$$g(x) = r \left(1 - \frac{x}{k}\right) - e,$$



which is a linear function with a negative slope. So it is clear that when  $\tilde{x}_2 > x > 0$ ,  $g(x) > 0$ , and when  $x > \tilde{x}_2$ ,  $g(x) < 0$ . Thus, we are in conditions of Theorem 4, and so model (9) is globally asymptotically stable.

### 2.2.2 Constant quota policy

Now, let us assume that a constant quota policy is prescribed for the harvesting of a single-species population. Let  $h$  be the constant rate of harvest. In this case, a model of the harvested population is

$$\dot{x} = x f(x) - h. \quad (10)$$

For simplicity, let us consider the logistic model with constant quota policy. In this case, we have

$$\dot{x} = rx \left(1 - \frac{x}{k}\right) - h. \quad (11)$$

Calculating the equilibrium points of (11), we get

$$x = \frac{1}{2} \left( k \pm \sqrt{k^2 - \frac{4hk}{r}} \right).$$

If  $h > \frac{rk}{4}$ , the equilibrium points are not defined in  $\mathbb{R}$ , and thus we discard this case. To further study the remaining cases, first note that (11) can be rewritten as

$$\dot{x} = x \left( r \left(1 - \frac{x}{k}\right) - \frac{h}{x} \right).$$

Let  $f(x) = f_1(x) - f_2(x)$ , where  $f_1(x) = r \left(1 - \frac{x}{k}\right)$  and  $f_2(x) = \frac{h}{x}$ . An effective way to establish the stability of such exploited model is to plot both  $f_1(x)$  and  $f_2(x)$  on the same graphic.

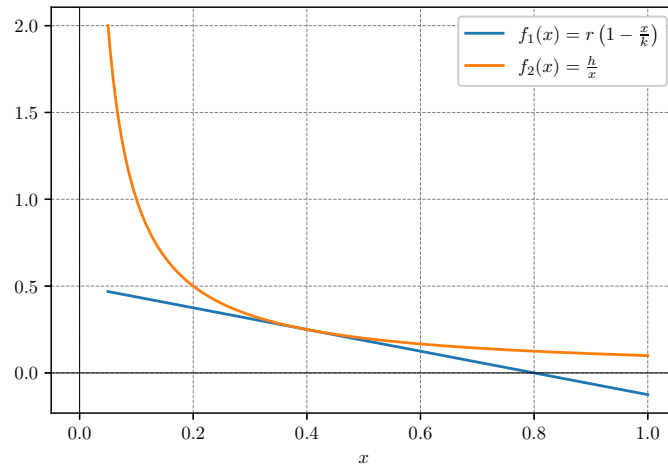
First, consider the case where  $h = \frac{rk}{4}$ . There is a single equilibrium point at  $\tilde{x} = \frac{k}{2}$ . For  $h = 0.1$ ,  $r = 0.5$  and  $k = 0.8$ , the behavior of  $f_1(x)$  and  $f_2(x)$  can be seen in Figure 2. It is clear that, for all  $x$  except at the equilibrium  $x = \frac{k}{2}$ ,  $f_2(x)$  is always greater than  $f_1(x)$ . This means that  $f(x)$  is negative for all  $x$ , with  $x \neq \tilde{x}$ , which means that for  $0 < x < \tilde{x}$ ,  $\dot{V}(x) > 0$ . Thus, following Theorem 3,  $\tilde{x}$  is unstable.

On the other hand, when  $h < \frac{rk}{4}$ , there are two positive equilibria:

$$\tilde{x}_1 = \frac{1}{2} \left( k - \sqrt{k^2 - \frac{4hk}{r}} \right), \quad \tilde{x}_2 = \frac{1}{2} \left( k + \sqrt{k^2 - \frac{4hk}{r}} \right).$$

As an example, for  $h = 0.05$ ,  $r = 0.5$  and  $k = 0.8$ , the behavior of  $f_1(x)$  and  $f_2(x)$  is sketched in Figure 3. We can see that

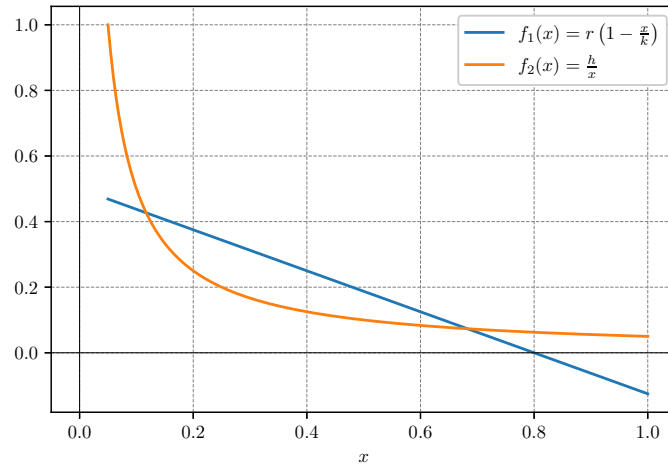
- for  $0 < x < \tilde{x}_1$ ,  $f_1(x) < f_2(x) \Rightarrow f(x) < 0$ ;
- for  $\tilde{x}_1 < x < \tilde{x}_2$ ,  $f_1(x) > f_2(x) \Rightarrow f(x) > 0$ ;



**Fig. 2** A constant quota harvesting policy that generates one single equilibrium point. Illustration with  $h = 0.1$ ,  $r = 0.5$ , and  $k = 0.8$ .

- for  $x > \tilde{x}_2$ ,  $f_1(x) < f_2(x) \Rightarrow f(x) < 0$ .

Thus, following the same reasoning as before,  $\tilde{x}_1$  is unstable (Theorem 3). Moreover, the region of stability for the equilibrium at  $\tilde{x}_2$  is  $\{x : x > \tilde{x}_1\}$ .



**Fig. 3** A constant quota harvesting policy that generates two equilibria. Illustration with  $h = 0.05$ ,  $r = 0.5$ , and  $k = 0.8$ .

### 3 Optimal control of the logistic equation

The most popular way to model the behavior of an ecosystem is by means of a set of differential equations. It follows that the appropriate tool for formulating optimal policies for such systems is (the continuous time) optimal control theory.

Generally, an optimal control problem consists on minimizing or maximizing a cost functional subject to a system and maybe to some initial or/and final conditions. Let  $x$  be the state vector. In an ecosystem the components of  $x(t) = (x_1(t), x_2(t), \dots, x_n(t))$  can be population densities at each instant of time  $t \in [a, b]$ , with  $a \geq 0$ . To manage an ecosystem we must be able to manipulate some variables which affect the dynamics of an ecosystem. Such variables are called controls. Let  $u(t) = (u_1(t), u_2(t), \dots, u_m(t))$  be the control vector,  $m \leq n$ . In most applications, the components of  $u(t)$  must satisfy certain constraints. Typically, one has  $u(t) \in U$  with

$$U = \{u \in \mathbb{R}^m : \alpha_i \leq u_i \leq \beta_i, i = 1, 2, \dots, m\}. \quad (12)$$

We now define an optimal control problem with given initial and terminal states on a fixed finite time interval [18].

**Definition 5** An optimal control problem with given initial and terminal states on a fixed finite time interval  $[a, b]$  consists in

$$\max \mathcal{J}[x(\cdot), u(\cdot)] = \int_a^b L(t, x(t), u(t)) dt, \quad (13)$$

subject to the differential system

$$\dot{x}(t) = f(t, x(t), u(t)), \quad (14)$$

with boundary conditions

$$x(a) = x_a \quad \text{and} \quad x(b) \geq x_b, \quad (15)$$

and with control values

$$u(t) \in U \subset \mathbb{R}^m. \quad (16)$$

Condition (15) refers to an initial condition, which simply means we can measure the state vector at initial time, and a target  $x(b) \geq x_b$ . The specification of a target in an optimal control problem is itself a decision problem. But here, for simplicity, we assume that the target  $x_b$  is specified in a given optimal control problem.

In the following theorem, we recall a well-known necessary optimality condition: Pontryagin's Maximum Principle (PMP) [18]. But before stating such result, let us define the Hamiltonian associated with the optimal control problem (13)–(16) as

$$H(t, x, u, \lambda_0, \lambda) = \lambda_0 L(t, x, u) + \lambda f(t, x, u). \quad (17)$$

We can either have  $\lambda_0 = 0$  or  $\lambda_0 = 1$ . The functions  $\lambda(t) = (\lambda_1(t), \lambda_2(t), \dots, \lambda_n(t))$  are called the adjoint functions. If  $\lambda_0 = 0$ , the corresponding optimal set  $(x^*, u^*)$  is said to be abnormal. If  $\lambda_0 = 1$ , the optimal set  $(x^*, u^*)$  is said to be normal.

**Theorem 5 (See [18])** *A necessary condition for an admissible set  $(x^*, u^*)$  to be optimal is that there exists  $(\lambda_0, \lambda) \neq 0$  that satisfy*

1. *the adjoint system*

$$\dot{\lambda}(t) = -\frac{\partial H}{\partial x}(t, x^*(t), u^*(t), \lambda_0, \lambda(t));$$

2. *the optimality condition*

$$u^*(t) = \max_{u \in U} H(t, x^*(t), u, \lambda_0, \lambda(t));$$

3. *the transversality condition*

- $\lambda(b) = 0$  if  $x(b) > x_b$ ;
- $\lambda(b) = k$ , with  $k \in \mathbb{R}$ , if  $x(b) = x_b$ ;

4. *and if a control variable switches at time  $t$ , then*

$$\lambda(t-) = \lambda(t+),$$

$$H(t-, x(t-), u(t-), \lambda_0, \lambda(t-)) = H(t+, x(t+), u(t+), \lambda_0, \lambda(t+)),$$

where  $\lambda(t-) = \lim_{\varepsilon \rightarrow 0^+} \lambda(t - \varepsilon)$  and  $\lambda(t+) = \lim_{\varepsilon \rightarrow 0^+} \lambda(t + \varepsilon)$ .

**Definition 6** The quadruple  $(x^*(t), u^*(t), \lambda_0, \lambda(t))$  that satisfies Theorem 5 is called an extremal (or Pontryagin extremal).

**Corollary 2** *If  $U$  is defined as in (12), the optimality condition of Theorem 5 implies that*

- $u_i^*(t) = \alpha_i$ , only if

$$\frac{\partial H}{\partial u_i}(t, x^*(t), u^*(t), \lambda_0, \lambda(t)) < 0;$$

- $u_i^*(t) = \beta_i$ , only if

$$\frac{\partial H}{\partial u_i}(t, x^*(t), u^*(t), \lambda_0, \lambda(t)) > 0;$$

- $\alpha_i < u_i^*(t) < \beta_i$ , only if

$$\frac{\partial H}{\partial u_i}(t, x^*(t), u^*(t), \lambda_0, \lambda(t)) = 0$$

and

$$\left( \frac{\partial^2 H}{\partial u_i \partial u_j}(t, x^*(t), u^*(t), \lambda_0, \lambda(t)) \right) \quad (18)$$

is a negative semidefinite matrix.

If (18) is a singular matrix, then  $u^*$  is said to be a singular control. This usually occurs when one or more controls appears linearly both in the system dynamics and the objective functional. The most useful set of necessary conditions for singular control consists of the generalized Legendre condition, whose general form was obtained by Goh in [7].

For simplicity, consider the one-dimensional case ( $m = 1$ ) and let  $u(\cdot)$  be a single control that is associated with an Hamiltonian function  $H(t, x, u, \lambda_0, \lambda)$  that is linear in  $u$ . The following theorem is called the generalized Legendre or Goh's conditions.

**Theorem 6 (See [8])** *If along an extremal one has*

$$\frac{\partial^2 H}{\partial u^2} = 0,$$

*then necessary conditions for optimality are*

1. 
$$\frac{\partial}{\partial u} \left( \frac{d}{dt} \left( \frac{\partial H}{\partial u} \right) \right) = 0 \text{ for all } t \in [a_1, b_1] \subset [a, b]; \quad (19)$$

2. *if (19) is satisfied, then*

$$-\frac{\partial}{\partial u} \left( \frac{d^2}{dt^2} \left( \frac{\partial H}{\partial u} \right) \right)$$

*must be nonpositive for all  $t \in [a_1, b_1] \subset [a, b]$ .*

Here, we are interested to examine the use of optimal control theory to formulate optimal policies for the exploitation of a population described by the standard logistic model. More precisely, our optimal control problem is defined in the interval  $[0, b]$  as follows:

$$\begin{aligned} \max \mathcal{J}[u(\cdot)] &= \int_0^b u(t) dt, \\ \dot{x}(t) &= rx(t) \left( 1 - \frac{x(t)}{k} \right) - u(t), \\ x(0) &= x_0, \\ x(b) &\geq x_b, \\ 0 &\leq u(t) \leq u_{\max}, \end{aligned} \quad (20)$$

where  $x_0, x_b \in \mathbb{R}$  and  $u_{\max} \in \mathbb{R}$  are given.

By definition, the Hamiltonian is defined as

$$H(x, u, \lambda_0, \lambda) = \lambda_0 u + \lambda \left( rx \left( 1 - \frac{x}{k} \right) - u \right).$$

Thus, the adjoint equation is given by

$$\dot{\lambda} = -\frac{\partial H}{\partial x}(x, u, \lambda_0, \lambda) = -\frac{\lambda r}{k}(k - 2x). \quad (21)$$

Following Corollary 2, the optimality conditions are as follows:

- $u = u_{\max}$  only if  $\frac{\partial H}{\partial u} > 0$ ;
- $u = 0$  only if  $\frac{\partial H}{\partial u} < 0$ ;
- $0 < u < u_{\max}$  only if  $\frac{\partial H}{\partial u} = 0$ .

Assuming  $\lambda_0 = 1$ , we have

$$H(x, u, \lambda_0, \lambda) = u + \lambda \left( rx \left( 1 - \frac{x}{k} \right) - u \right),$$

which leads to

$$\frac{\partial H}{\partial u} = 1 - \lambda. \quad (22)$$

The terminal condition  $x(b) \geq x_b$  is equivalent to the condition  $x(b) = x_b$  or  $x(b) > x_b$ . Now, we look at these two different cases separately.

1. Let us start by analyzing the case  $x(b) > x_b$ . Here, the transversality condition gives  $\lambda(b) = 0$ . The adjoint equation is a first order homogeneous equation in  $\lambda(t)$ . Thus, the terminal condition  $x(b) > x_b$  implies  $\lambda(t) = 0$ , for all  $t \in [0, b]$ . In fact, the solution of (21) is of the form

$$\lambda(t) = \lambda(0) e^{-\frac{r}{k} \int (k-2x) dt}.$$

So, the only way for  $\lambda(b)$  to be zero, as it is by the transversality condition, is if  $\lambda(t) = 0$ , for all  $t \in [0, b]$ . In this case, (22) simply becomes

$$\frac{\partial H}{\partial u} = 1 > 0.$$

Thus, following the optimality conditions stated above,  $u^* = u_{\max}$  in this case.

2. Let us now suppose we have  $x(b) = x_b$ . In this case, the transversality condition becomes  $\lambda(b) = c$ ,  $c \in \mathbb{R}$ , which is trivial and adds no information to our problem. Note that the control variable  $u$  appears linearly in the Hamiltonian function  $H(x, u, \lambda_0, \lambda)$ . This means that this particular problem may have a singular control. First note that

$$\frac{\partial^2 H}{\partial u^2} = 0.$$

Along a singular extremal, we know that (22) is equal to zero. Thus,

$$\frac{d}{dt} \left( \frac{\partial H}{\partial u} \right) = -\dot{\lambda} = \frac{\lambda r}{k} (k - 2x) = 0, \quad (23)$$

and

$$\begin{aligned} \frac{d^2}{dt^2} \left( \frac{\partial H}{\partial u} \right) &= \frac{\lambda r}{k} (k - 2x) + \frac{\lambda r}{k} (-2\dot{x}) \\ &= -\frac{r}{k} (k - 2x)^2 - \frac{2rx}{k} (k - x) + 2u = 0. \end{aligned} \quad (24)$$

Finally,

$$-\frac{\partial}{\partial u} \left( \frac{d^2}{dt^2} \left( \frac{\partial H}{\partial u} \right) \right) = -2 < 0. \quad (25)$$

So, we are in conditions of Theorem 6, i.e., Goh's conditions for singular control are satisfied.

We know that the optimal control maximizes  $H(x, u, \lambda_0, \lambda)$  as a function of  $u$ . Thus, from (23), we get the singular extremal

$$x = \frac{k}{2}.$$

Moreover, with  $x = \frac{k}{2}$ , from (24) we obtain the singular control

$$u = \frac{rk}{4}.$$

Now, we need to make use of these conditions to define the optimal control policy along time. As we shall see, a no switch policy is only feasible for some initial states.

First, let us suppose, that  $u_{\max} > \frac{rk}{4}$ . Then, the obtained pair

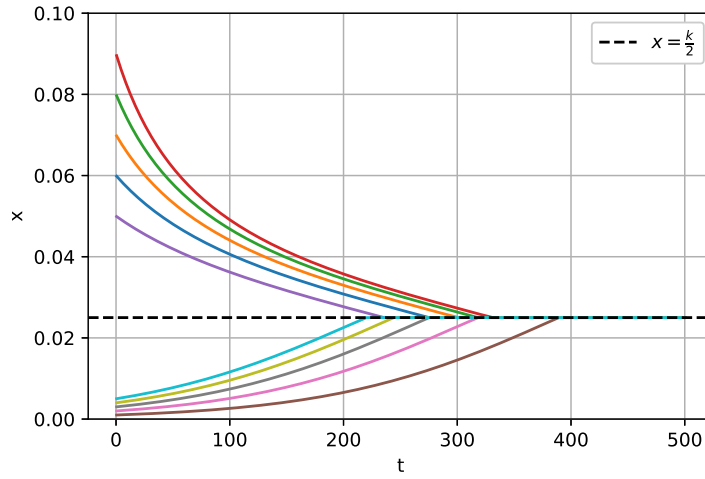
$$\left( x = \frac{k}{2}, u = \frac{rk}{4} \right)$$

is admissible.

For initial states above  $\frac{k}{2}$ , the singular control can be applied from the beginning since, after some time, it will lead to the singular extremal. On the other hand, for initial states below the singular extremal, it is needed to first consider  $u = 0$ , until the population density reaches  $\frac{k}{2}$ , at which point the singular control is applied, keeping the population constant from that time. Note that these results are in line with the ones obtained in Section 2, when we analyzed the stability of the logistic model with constant quota policy. There, we concluded that when we had a single equilibrium  $\bar{x} = \frac{k}{2}$ , for  $0 < x < \bar{x}$ ,  $\dot{V}(x)$  was positive, leading to the instability of such equilibrium. In this case, any perturbation which causes the population to fall below  $\frac{k}{2}$  will lead quickly to the extinction of the population unless a reduced control policy is imposed to allow the population to rise to the  $\frac{k}{2}$  level.

Clearly, the functional is maximized if it is possible to use the maximum control for all  $t \in [0, b]$ . Moreover, the terminal condition  $x(b) > x_b$  implies that the optimal control  $u = u_{\max}$  without any switch in the control variable. But, keeping the control equal to  $u_{\max}$  for all time, is only feasible for some initial states. Thus, for initial states starting above the singular extremal, the simplest way to get to that extremal is to employ the control  $u = u_{\max}$  until the trajectory intersects the curve  $x = \frac{k}{2}$ . When this intersection is reached, the control is changed to  $u = \frac{rk}{4}$ . The according behavior can be seen in Figure 4.

Now, suppose that  $u_{\max} < \frac{rk}{4}$ . This way the singular control violates the condition  $0 < u < u_{\max}$ , and so the pair



**Fig. 4** Optimal trajectories for problem (20) when  $u_{\max} > \frac{rk}{4}$ . Illustration with  $b = 500$ ,  $x_b = 0.001$ ,  $r = 0.01$ ,  $k = 0.05$ , and  $u_{\max} = 0.0002$ .

$$\left( x = \frac{k}{2}, u = \frac{rk}{4} \right)$$

is no longer admissible. Relating these results back to those obtained in Section 2, when harvesting was lower than  $\frac{rk}{4}$ , we obtained two positive equilibrium points. The same happens here for  $u < \frac{rk}{4}$  for all  $t$ . Such equilibria are equal to

$$x = \frac{1}{2} \left( k \pm \sqrt{k^2 - \frac{4hk}{r}} \right).$$

A simple and stable policy in this case is to apply  $u = u_{\max}$  whenever

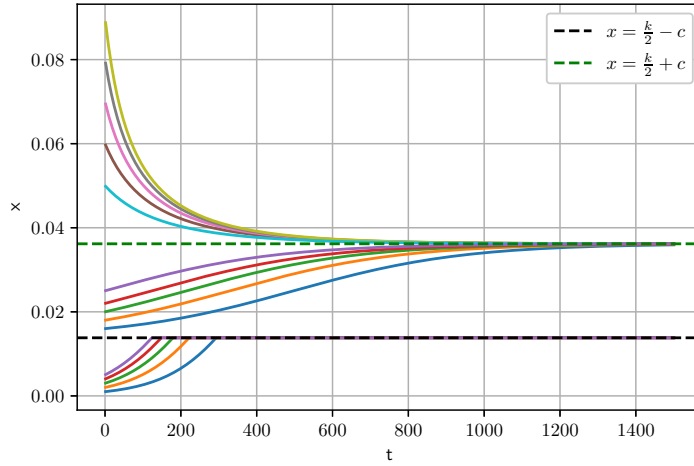
$$x > \frac{1}{2} \left( k - \sqrt{k^2 - \frac{4hk}{r}} \right)$$

and  $u = 0$  whenever

$$x < \frac{1}{2} \left( k - \sqrt{k^2 - \frac{4hk}{r}} \right),$$

point at which we change the control to  $u = u_{\max}$ . This policy is sketched in Figure 5.





**Fig. 5** Optimal trajectories for problem (20) when  $u_{\max} < \frac{rk}{4}$ . Illustration with  $b = 1500$ ,  $x_b = 0.001$ ,  $r = 0.01$ ,  $k = 0.05$ , and  $u_{\max} = 0.0001$ .

#### 4 Logistic equation on time scales

The theory of time scales was introduced in 1988 by Stefan Hilger [10]. Such theory unifies continuous and discrete time into a single more general framework [2]. Recently, it has been applied to several models in biology and ecology [3, 4, 9].

A time scale  $\mathbb{T}$  is any nonempty closed subset of the real numbers. The forward jump operator is denoted by  $\sigma(t)$  and  $x^\Delta(t)$  is called the delta (or Hilger) derivative. The notation  $x^\sigma = x \circ \sigma$  is often used. If  $\mathbb{T} = \mathbb{R}$ , then  $x^\sigma(t) = x(t)$  and the delta derivative is consistent with the classical derivative, i.e.,  $x^\Delta(t) = x'(t)$ , for  $t \in \mathbb{T} = \mathbb{R}$ . If  $\mathbb{T} = \mathbb{Z}$ , then  $x^\sigma(t) = x(t+1)$  and the delta derivative becomes the discrete analogue of a derivative, that is,  $x^\Delta(t) = x(t+1) - x(t)$ . The reader interested in the calculus on time scales is referred to the book [2].

As far as we are aware, there have been limited positive advancements in constructing the logistic equation on time scales [19]. Although there have been some studies about this dynamic equation, the authors have not succeed in ensuring its consistency. Precisely, let us consider Streipert's recent work [19], where the following analogue of the logistic growth model is given:

$$x^\Delta = rx^\sigma \left(1 - \frac{x}{k}\right), \quad (26)$$

$x(t_0) = x_0$ , with growth rate  $r > 0$ , carrying capacity  $k > 0$ , and initial population size  $x_0 > 0$  at time  $t_0 \in \mathbb{T}$ . In the particular case  $\mathbb{T} = \mathbb{Z}$ , one obtains the discrete version of (26) as

$$x(t+1) - x(t) = rx(t+1) \left(1 - \frac{x(t)}{k}\right), \quad (27)$$

which is equivalent to

$$x(t+1) = \frac{x(t)}{1 - r \left(1 - \frac{x(t)}{k}\right)}.$$

However, this discrete-time model (27) is not consistent with the classical continuous logistic model: the solution can be negative, which does not make sense in the applications. As an example, consider  $x(0) = 2$ ,  $r = 2$  and  $k = 5$ . This way, we get  $x(1) = -10$ . This means that even when we start with an initial population size  $x(0) > 0$ , the model (27) fails to guarantee the non-negativity of solutions, which should be inherent to any system that intends to model population densities. This also shows that the time-scale model (26) of [19] is inconsistent. To correct this inconsistency, we propose a different time-scale logistic model. For that we follow the rules stated by Mickens in [15]. This method is being successfully applied nowadays, since it generates discrete-time systems whose properties and qualitative behavior are identical to their continuous counterparts, as desired [12, 20].

The logistic time scales model we propose consists in changing the position of the composition of the state variable  $x$  with the forward jump operator  $\sigma$  as follows:

$$x^\Delta = rx \left(1 - \frac{x^\sigma}{k}\right), \quad x(t_0) = x_0. \quad (28)$$

The study of the time-scale logistic model (28) is not simple and is under investigation. Here we just note that the corresponding discrete-time model, obtained choosing  $\mathbb{T} = \mathbb{Z}$ , is already consistent with the standard logistic model:

$$x(t+1) - x(t) = rx(t) \left(1 - \frac{x(t+1)}{k}\right), \quad (29)$$

which is equivalent to

$$x(t+1) = \frac{(r+1)kx(t)}{k + rx(t)}. \quad (30)$$

Clearly, beginning with  $x(t_0) > 0$ , now with (30) one has  $x(t) > 0$  for all  $t > 0$ .

## Acknowledgements

The authors were partially supported by the Portuguese Foundation for Science and Technology (FCT): Lemos-Silva and Torres through the Center for Research and Development in Mathematics and Applications (CIDMA), project UIDB/04106/2020 (<https://doi.org/10.54499/UIDB/04106/2020>); Vaz through the Center of Mathematics and Applications of *Universidade da Beira Interior* (CMA-UBI), project UIDB/00212/2020 (<https://doi.org/10.54499/UIDB/00212/2020>).

Lemos-Silva is also supported by the FCT PhD fellowship UI/BD/154853/2023; Torres within the project “Mathematical Modelling of Multiscale Control Systems: Applications to Human Diseases” (CoSysM3), Reference 2022.03091.PTDC (<https://doi.org/10.54499/2022.03091.PTDC>), financially supported by national funds (OE) through FCT/MCTES. The authors are very grateful to a referee for the careful reading of the paper and for several comments and detailed suggestions that helped to improve the exposition.

## References

1. N. Bacaër. *Verhulst and the logistic equation (1838)*, pages 35–39. Springer London, London, 2011.
2. M. Bohner and A. Petterson. *Dynamic equations on time scales: an introduction with applications*. Birkhäuser Boston, MA, 2001.
3. M. Bohner and S. H. Streipert. The SIS-model on time scales. *Pliska Stud. Math.*, 26:11–28, 2016.
4. M. Bohner, S. Streipert and D. F. M. Torres. Exact solution to a dynamic SIR model. *Nonlinear Anal. Hybrid Syst.*, 32:228–238, 2019. [arXiv:1812.09759](https://arxiv.org/abs/1812.09759)
5. I. Domínguez-Alemán, I. Domínguez-Alemán, J. C. Hernández-Gómez and F. J. Ariza-Hernández. A predator-prey fractional model with disease in the prey species. *Math. Biosci. Eng.*, 21(3):3713–3741, 2024.
6. W. Dubitzky, O. Wolkenhauer, K. H. Cho and H. Yokota. *Encyclopedia of systems biology*, volume 402. Springer New York, NY, USA., 2013.
7. B. S. Goh. Necessary conditions for singular extremals involving multiple control variables. *SIAM Journal on Control*, 4(4):716–731, 1966.
8. B. S. Goh. *Management and analysis of biological populations*. Elsevier, 1980.
9. D. A. Hartasánchez, T. Latrille, M. Brasó-Vives and A. Navarro. Bridging time scales in evolutionary biology. In *Multiplicity of time scales in complex systems. Vol. I. Challenges for sciences and communication*, Math. Online First Collect., pages 181–203. Springer, Cham, 2024.
10. S. Hilger. *Ein Maßkettenkalkül mit Anwendung auf Zentrumsmannigfaltigkeiten*. Ph.D. thesis, Universität Würzburg, 1988.
11. H. K. Khalil. *Nonlinear Systems*. Pearson Education. Prentice Hall, 2002.
12. M. Lemos-Silva and D. F. M. Torres. *The Lotka–Volterra Dynamical System and Its Discretization*. In *Advanced Mathematical Analysis and Its Applications*, pages 327–342, Chapman & Hall, 2024. [arXiv:2309.13093](https://arxiv.org/abs/2309.13093)
13. A. M. Liapunov. *Stability of motion*. Elsevier, 1966.
14. I. Mazari-Fouquer. Optimising the carrying capacity in logistic diffusive models: some qualitative results. *J. Differential Equations*, 393:238–277, 2024.
15. R. E. Mickens. Dynamic consistency: a fundamental principle for constructing nonstandard finite difference schemes for differential equations. *J. Difference Equ. Appl.*, 11(7):645–653, 2005.
16. G. J. Olsder and J. W. van der Woude. *Mathematical systems theory*, volume 4. VSSD Netherlands, 2005.
17. E. Pelinovsky, A. Kurkin, O. Kurkina, M. Kokoulina and A. Epifanova. Logistic equation and COVID-19. *Chaos, Solitons & Fractals*, 140:110241, 2020.
18. L.S. Pontryagin. *Mathematical Theory of Optimal Processes*. Classics of Soviet Mathematics. Taylor & Francis, 1987.
19. S. Streipert. Dynamic equations on time scales. In *Nonlinear Systems*, Chapter 1. IntechOpen, Rijeka, 2023.

20. S. Vaz and D. F. M. Torres. Discrete-time system of an intracellular delayed HIV model with CTL immune response. In *Dynamic Control and Optimization*, volume 407 of *Springer Proc. Math. Stat.*, pages 211–229. Springer, Cham, 2022. [arXiv:2205.02199](https://arxiv.org/abs/2205.02199)
21. P. F. Verhulst. *A Note on the Law of Population Growth*, pages 333–339. Springer Berlin Heidelberg, Berlin, Heidelberg, 1977.