

Primordial Stochastic Gravitational Wave Backgrounds from a Sharp Feature in Three-field Inflation II: The Inflationary Era

Vikas Aragam^a Sonia Paban^b Robert Rosati^{c,d}

^aMedical Physics Division, Thomas Jefferson University, Philadelphia, PA 19107, USA

^bJefferson Physical Laboratory, Harvard University, Cambridge, MA 02138, USA

^cNASA Postdoctoral Program Fellow, NASA Marshall Space Flight Center, Huntsville, AL 35812, USA

^dDepartment of Astronomy and Astrophysics, University of California, Santa Cruz, CA 95064, USA

E-mail: aragam@utexas.edu, sppaban@fas.harvard.edu, robert.j.rosati@nasa.gov

Abstract. We study the contribution of large scalar perturbations sourced by a sharp feature during cosmic inflation to the stochastic gravitational wave background (SGWB), extending our previous work to include the SGWB sourced during the inflationary era. We focus in particular on three-field inflation, since the third dynamical field is the first not privileged by the perturbations' equations of motion and allows a more direct generalization to \mathcal{N} -field inflation. For the first time, we study the three-field isocurvature perturbations sourced during the feature and include the effects of isocurvature masses. In addition to a two-field limit, we find that the third field's dynamics during the feature can source large isocurvature transients which then later decay, leaving an inflationary-era-sourced SGWB as their only observable signature. We find that the inflationary-era signal shape near the peak is largely independent of the number of dynamical fields and has a greatly enhanced amplitude sourced by the large isocurvature transient, suppressing the radiation-era contribution and opening a new window of detectable parameter space with small adiabatic enhancement. The largest enhancements we study could easily violate backreaction constraints, but much of parameter space remains under perturbative control. These SGWBs could be visible in LISA and other gravitational wave experiments, leaving an almost universal signature of sharp features during multi-field inflation, even when the sourcing isocurvature decays to unobservability shortly afterwards.

Contents

1	Introduction	1
2	The Set-up	2
2.1	Background Motion	2
2.2	Perturbations	3
2.3	Dynamics	4
2.4	The Tensor Power Spectrum	7
2.4.1	The Time Integral \mathcal{G}_{XX}	8
3	Results	9
4	Backreaction	12
5	Phenomenology	14
6	Conclusions	16
7	Acknowledgments	17

1 Introduction

Exploring the stochastic gravitational wave background (SGWB) could unlock invaluable information about astrophysical source populations and processes that remain out of reach through any other means. Gravitational waves can, for example, give us information all the way back to the onset of inflation [1–3]. But to learn from this complex data, we must have precise predictions for the observables commonly used to characterize it: fractional energy density spectrum (Ω_{GW}), characteristic strain, and distribution of gravitational wave power on the sky.

Inflation is among the cosmological sources of SGWB. Single-field slow-roll inflation, without features, predicts an Ω_{GW} that is almost constant in frequency and whose magnitude is well below the sensitivity level of future detectors [4]. Single-field models with periods of ultra-slow rolling or rapid-turning multi-field models of inflation, however, can source detectable gravitational waves at second order in perturbation theory [5–13]. In [9], Fumagalli *et al.* derive the tensor power spectrum sourced at second order from excited states during inflation in a generic multi-field model. One concrete realization of this scenario, which can occur in SUGRA models [14, 15], is a brief rapid turn in field space. This turning is a departure from single-field behavior and sources both a feature in \mathcal{P}_ζ (at shorter scales than observed by CMB and LSS) and the Stochastic Gravitational-Wave Background (SGWB). The authors of [9] compute analytically and numerically the frequency profile of Ω_{GW} for two fields in this scenario. Then, they hypothesize that if the contributions from all the fields are of the same order, the power spectrum is enhanced by a \mathcal{N}^4 factor, where \mathcal{N} is the number of fields.

In this work, we examine and extend the findings of Fumagalli *et al.* [9] to identify the conditions under which all fields contribute equally. Specifically, we calculate the contributions to Ω_{GW} in three-field models by varying the relative values of the turn rate and torsion. This allows for a smooth transition from two to three active dynamic fields. In the evolution of the fluctuations, $\mathcal{N} = 3$ is distinct because for $\mathcal{N} \geq 3$, only one linear combination of isocurvature fluctuations couples directly to the adiabatic fluctuations, enabling a more direct generalization to \mathcal{N} fields. Enhanced power spectra and primordial black holes from broader features with three fields were also studied in [16].

Secondary gravitational waves are generated at two times: during inflation, $\Omega_{\text{GW}}^{\text{inf}}$ and during the radiation-dominated era as the features in the scalar spectrum reenter the horizon $\Omega_{\text{GW}}^{\text{rad}}$. In [17], we examined the \mathcal{N} dependence in the latter case, finding the frequency profile to depend on the number of active fields, and hinted that not all fields may contribute equally to Ω_{GW} .

When the mechanism that generates excited states is a brief turn in field space, the mode that crosses the horizon when the turn occurs becomes a reference scale k_f . Fumagalli *et al.* [9] demonstrated that, for $\mathcal{N} = 2$, the frequency profile of $\Omega_{\text{GW}}^{\text{inf}}$ has a principal peak at $k_{\text{max}} \simeq \mathcal{O}(1)k_f$, followed by a series of order-one oscillations with frequency $2/k_f$. Our findings indicate that the location of the maximum ($\sim k_f$) and the frequency of the oscillation ($2/k_f$), as derived in [9], are the same in the two- and three-field limits. By contrast, the $\Omega_{\text{GW}}^{\text{rad}}$ envelope depends on \mathcal{N} [17]. The $\Omega_{\text{GW}}^{\text{inf}}$ peak enhancement does not scale as \mathcal{N}^4 , but it is notably larger than for $\mathcal{N} = 2$, and is primarily caused by a large isocurvature transient. Our analysis reveals that isocurvature modes for low k grow rapidly when torsion is comparable to, or greater than, the turning. Therefore, in order to match the unobserved isocurvature in CMB data, we assign them a mass of $\mathcal{O}(H)$. This has been an implicit assumption in previous

literature on sharp features. We have, for the first time, calculated all the massive Bogoliubov coefficients analytically and demonstrated that although the isocurvature perturbations decay quickly while the modes are beyond the horizon, they still leave an imprint on the SGWB that could be observable in future gravitational wave experiments.

The presentation of our work is organized as follows. In Section 2, we review the three-field inflation formalism, summarizing the concepts of torsion and turning rate of background motion and their effect on the time evolution of the linear quantum perturbations. In Subsection 2.4, we recap how to compute the contribution of the scalar perturbations to the tensor power spectrum. The results are presented in Section 3. The unexpected considerable growth in the perturbations demands a critical appraisal of the results we present in Section 4. In Section 5 we discuss the phenomenology of sharp features in CMB, LSS and SGWB.

2 The Set-up

In this section, we give a self-contained summary of the set-up. We refer the reader to [9] for the general derivation of the contribution to Ω_{GW} from excited states and to [16, 17, 19] for more details on the three field dynamics.

2.1 Background Motion

We consider scenarios where inflation is driven by three scalar fields minimally coupled to gravity. The action is:

$$S = \int d^4x \sqrt{-g} \left[\frac{M_{\text{Pl}}^2}{2} R(g) - \frac{1}{2} \mathcal{G}_{ab} g^{\mu\nu} \partial_\mu \phi^a \partial_\nu \phi^b - V(\phi^a) \right] \quad (2.1)$$

Greek letters label spacetime indices, and lower Latin indices label field-space indices, $a = 1, 2, 3$. $g^{\mu\nu}$ is the spacetime metric and \mathcal{G}_{ab} is the field space-metric. $M_{\text{Pl}} = \sqrt{8\pi G}$ is the reduced Planck mass. We will work in units where $M_{\text{Pl}} = 1$.

This work uses the kinematic field basis, so called because it is defined from the fields' trajectory. The first unit vector in the basis is the velocity unit vector, $\hat{\sigma}^a \equiv \dot{\phi}^a / \dot{\phi}$, and subsequent unit vectors are defined by additional covariant time derivatives as summarized in the Frenet-Serret system

$$\mathcal{D}_N \begin{pmatrix} \hat{\sigma}^a \\ \hat{s}^a \\ \hat{b}^a \end{pmatrix} = \begin{pmatrix} 0 & \Omega & 0 \\ -\Omega & 0 & \tau \\ 0 & -\tau & 0 \end{pmatrix} \begin{pmatrix} \hat{\sigma}^a \\ \hat{s}^a \\ \hat{b}^a \end{pmatrix} \equiv \Omega_b^a \begin{pmatrix} \hat{\sigma}^b \\ \hat{s}^b \\ \hat{b}^b \end{pmatrix}, \quad (2.2)$$

where $\mathcal{D}_N A^a \equiv (dA^a/dN) + \Gamma_{bc}^a A^b (d\bar{\phi}^c/dN)$, and N is the number of e-folds. Ω and τ measure the turn rate and torsion of the trajectory respectively, in agreement with the literature [18, 19]. When $\Omega > 0$, the trajectory undergoes turning, and when $\tau > 0$ as well, that turning is non-planar. If both Ω and τ are constant, the trajectory follows a helix. In general, τ and the kinematic basis are not well-defined when $\Omega = 0$. A schematic representation of the trajectory during such a feature is available in Figure 2.2.

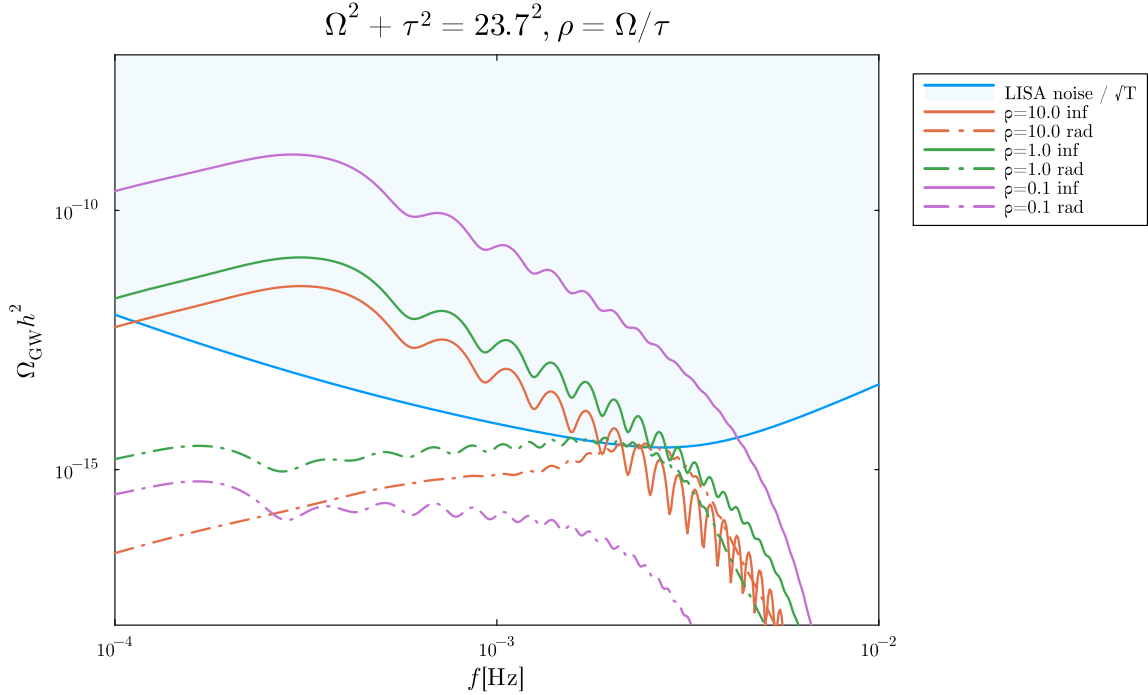


Figure 2.1: The stochastic gravitational-wave backgrounds computed in this work. We show the range of possibilities for the spectrum in three fields, fixing the approximate effective two-field enhancement of the curvature perturbation ($\Omega_{2f}^2 \equiv \Omega^2 + \tau^2$) but varying the ratio of turning and torsion $\rho \equiv \Omega/\tau$. The inflationary-era background is shown in solid lines, while the corresponding radiation-era background is shown in the same color as dot-dashed, with the predicted observable signal being the sum of the two. As we discuss below, when $\rho \lesssim 1$, the isocurvature power spectra are large at horizon-exit (and then rapidly decay) and this can enhance the inflationary-era SGWB without substantially enhancing the curvature perturbation P_ζ or the radiation-era signal. We therefore expect highly dimensional field spaces to source these inflationary-era SGWBs much more easily than the radiation-era ones.

2.2 Perturbations

The linear equations of motion for the Mukhanov-Sasaki variables in kinetic basis $Q_a \equiv \{Q_\sigma, Q_s, Q_b\}$ can be written as [17, 18]

$$\mathcal{D}_N(Q')^a + F_b^a(Q')^b + C_b^a Q^b = 0$$

$$F_b^a \equiv (3 - \epsilon)\delta_b^a - 2\Omega_b^a \tag{2.3}$$

$$C_b^a = \left(\frac{k}{aH}\right)^2 \delta_b^a + \begin{pmatrix} 0 & -2(3 - \epsilon)\Omega & 0 \\ 0 & \mathcal{M}_{ss} - \Omega^2 - \tau^2 & \mathcal{M}_{sb} - \tau(3 - \epsilon) \\ 0 & \mathcal{M}_{sb} + \tau(3 - \epsilon) & \mathcal{M}_{bb} - \tau^2 \end{pmatrix} + \mathcal{O}(\epsilon^2, \eta, \nu, \nu_\tau)$$

The prime denotes a derivative with respect to conformal time. $\epsilon \equiv -\mathcal{H}'/\mathcal{H}$, $\eta \equiv \epsilon'/\epsilon$, $\nu \equiv \Omega'/\Omega$ and $\nu_\tau \equiv \tau'/\tau$. $\{\mathcal{M}_{ss}, \mathcal{M}_{sb}, \mathcal{M}_{bb}\}$ are defined as contractions with $\{\hat{s}^a, \hat{b}^a\}$ of:

$$\mathcal{M}_{ab} \equiv \frac{V_{;ab}}{H^2} - 2\epsilon R_{a\sigma\sigma b} + 2\epsilon(3 - \epsilon)\hat{\sigma}_a\hat{\sigma}_b + \sqrt{2\epsilon}\frac{\hat{\sigma}_a V_{;b} + \hat{\sigma}_b V_{;a}}{H^2 M_{\text{Pl}}^2} \quad (2.4)$$

To simplify $C_a{}^b$, we have used that some mass matrix elements can be expressed purely in kinematic quantities using the background equations of motion. For three fields, these are

$$\begin{aligned} \mathcal{M}_{\sigma\sigma} &= \Omega^2 - \frac{1}{4}\eta(6 - 2\epsilon + \eta + 2\xi) \\ \mathcal{M}_{\sigma s} &= \Omega(-3 + \epsilon - \eta - \nu) \\ \mathcal{M}_{\sigma b} &= -\Omega\tau. \end{aligned} \quad (2.5)$$

2.3 Dynamics

Instead of describing the brief rapid turn with a potential and field space metric, following [9, 17] we study a synthetic background evolution. We directly parameterize the time evolution of the turning rate Ω and torsion τ as

$$T(N_e) = [\theta(N_e - (N_f - \delta/2)) - \theta(N_e - (N_f + \delta/2))] \quad (2.6)$$

where $\Omega(N_e) = \Omega_0 T(N_e)$ and $\tau(N_e) = \tau_0 T(N_e)$, N_e counts the e-folds after the beginning of inflation, and N_f is the e-fold number at the center of the feature. For analytic convenience, we assume the turn is a top hat centered at time N_f e-folds after the beginning of inflation, with width δ , and height either Ω_0 or τ_0 . Considering coincident profiles in Ω and τ is convenient, but it is not the most general case. Because torsion is not well defined if Ω equals zero, the most general situation would be a profile in τ inside the profile in Ω .

Without choosing a potential and a field metric, the remaining masses in (2.3) are unknown. We parametrize them in terms of the turn rates as

$$\begin{aligned} \mathcal{M}_{ss} &= \xi_{ss}(\Omega^2 + \tau^2) + \mathcal{M}_{ss,0} \\ \mathcal{M}_{sb} &= \xi_{sb}\tau \\ \mathcal{M}_{bb} &= \xi_{bb}\tau^2 + \mathcal{M}_{bb,0}, \end{aligned} \quad (2.7)$$

where $\xi_{ss}, \xi_{sb}, \xi_{bb}, \mathcal{M}_{ss,0}, \mathcal{M}_{bb,0}$ are assumed to be arbitrary real constants. We are unaware of any model where this parametrization of the masses is precisely valid, but take it as a natural generalization of the two-field scenario, where models with \mathcal{M}_{ss} an exact multiple of Ω^2 are known, e.g. [20]. In field spaces with sufficiently many isometries, [19] found that rapid-turn, slow-roll trajectories must have $\mathcal{M}_{sb} \sim (3 - \epsilon)\tau$. Because this is of order of the friction terms we have already dropped, we choose $\xi_{sb} = 0$ in all of our analytic calculations.

Although not an exact or approximate description of any concrete model's dynamics to our knowledge, the top-hat feature we study does qualitatively reflect many concrete models. For example, the two-field models in [8, 10, 15] are concrete microphysics realizations of sharp inflationary features and generate gravitational wave spectra similar to the ones studied here. We discuss several ways these features might be observable in Section 5.

The brief turn in the background field trajectory causes perturbations to change from a quasi-single field Bunch-Davies initial state before the turn (region I) into an excited quasi-single field state after the turn (region III). The simple form of (2.6) allows us to use the WKB approximation to describe analytically the behavior of the perturbations during the turn (region II). The background metric and its first-time derivative are continuous at the junctions

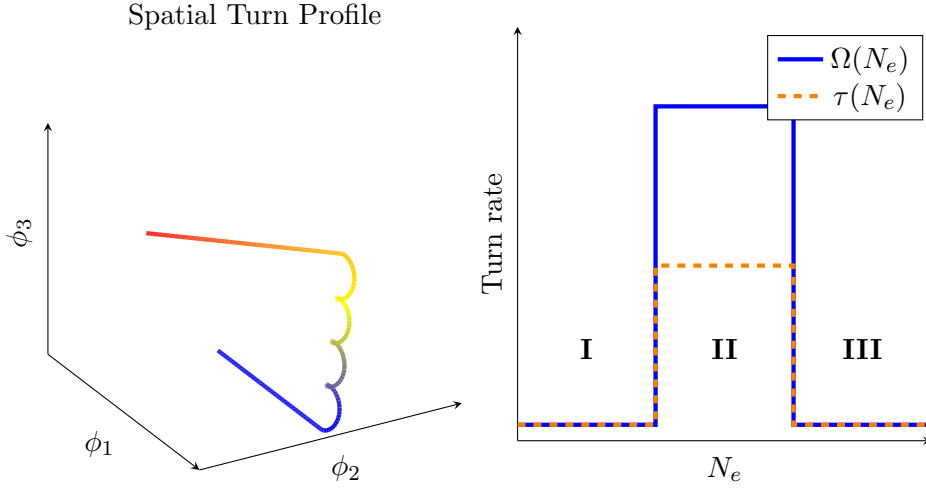


Figure 2.2: The turn profile considered in this work. We show an exaggerated path in three-dimensional field space (left) and the turn rates as a function of time (right). On the left, the color changes from blue to red as a function of time. We label for future convenience three regions: I, II, and III, corresponding to before, during, and after the turn respectively. Note that the turn displayed on the left has a duration of $\delta = 1.1$ e-folds for illustrative purposes, while values considered below consider much briefer turns, $\delta \leq 0.25$.

between regions I, II, and III. The corresponding matching conditions for the Mukhanov-Sasaki variables were derived by Deruelle and Mukhanov [21] and are

$$\begin{aligned}
\Delta(Q_i) &= 0 \\
\Delta(\mathcal{D}_N Q_\sigma - 2Q_s \Omega) &= 0 \\
\Delta(\mathcal{D}_N Q_s - Q_b \tau) &= 0 \\
\Delta(\mathcal{D}_N Q_b + Q_s \tau) &= 0,
\end{aligned} \tag{2.8}$$

where the Δ operator matches quantities from region A to those from region B at junction time t as $\Delta x \equiv x_A|_{t_+} - x_B|_{t_-}$. These matching conditions are valid for any set of turn profiles $\Omega(N)$ and $\tau(N)$, even ones with a derivative discontinuity.

The perturbations in regions I and III are relatively simple to write down since they are quasi-single field. We describe region I in terms of a Bunch-Davies state:

$$Q_{i,\mathbf{I}} = u(\vec{k}, N) \hat{a}_i + \text{h.c.}(-\vec{k}) \tag{2.9}$$

$$u(k, N) \equiv \left(\frac{iH}{\sqrt{2k^3}} \right) \left(1 - i \frac{k}{Ha(N)} \right) e^{ik/(Ha(N))} \quad \text{for massless fields} \tag{2.10}$$

$$u(k, N) \equiv \left(\frac{iH}{\sqrt{2k^3}} \right) \left(\frac{-ie^{i(2\bar{\nu}+1)\pi/4} \sqrt{\pi}}{\sqrt{2}} \right) \left(\frac{k}{Ha(N)} \right)^{3/2} H_{\bar{\nu}}^{(1)} \left(\frac{k}{Ha(N)} \right) \quad \text{for massive fields.} \tag{2.11}$$

$\tilde{\nu}^2 \equiv \frac{9}{4} - \mathcal{M}$, and $H_{\tilde{\nu}}^{(1)}$ are Hankel functions of the first kind ($\tilde{\nu} \equiv \sqrt{\tilde{\nu}^2}$ if $\tilde{\nu}^2 > 0$ and $\tilde{\nu} \equiv i\sqrt{-\tilde{\nu}^2}$ if $\tilde{\nu}^2 < 0$.) Similarly, we describe region III in terms of an excited Bunch-Davies vacuum:

$$Q_{i,\text{III}} = (\alpha_{ij}u(k, N) + \beta_{ij}u^*(k, N)) \hat{a}_j + \text{h.c.}(-\vec{k}) \quad (2.12)$$

Note that our choice of including explicit constant contributions to the isocurvature masses is a first in the literature. As we later describe in Section 3, depending on the nature of the feature it can source large growths in the isocurvature power spectra. Without constant isocurvature masses, this isocurvature power would not decay, and any sharp feature would greatly enhance the adiabatic modes in its superhorizon. To maintain the known CMB amplitude, we would have to lower the scale of inflation very significantly, and would risk disturbing big bang nucleosynthesis and would remove any chance of sourcing a detectable SGWB. In fact the presence of these masses was already taken as a default assumption in the literature, including in [7, 22] and they were present during our numerical solutions of the perturbations' equations of motion in our previous work [17].

Imposing the canonical commutation relations for the fields and momenta is equivalent to requiring [9]:

$$\begin{aligned} \alpha_{ik}\alpha_{jk}^* - \beta_{ik}^*\beta_{jk} &= \delta_{ij} \\ \alpha_{ik}\beta_{jk}^* - \beta_{ik}^*\alpha_{jk} &= 0, \end{aligned} \quad (2.13)$$

for each pair of fields i, j .

To describe the α_{ij} and β_{ij} in terms of the initial state, we need to use the nontrivial matching procedure described above and a method to evaluate the perturbations in Region II. As noted above, we use the WKB approximation. Additionally, to simplify computations later on, we assume that the turn duration is so short that the effects of Hubble expansion on the perturbations can be ignored. In practice, we neglect all remaining terms proportional to $(3 - \epsilon)$ in F_b^a and C_b^a , which is equivalent to deriving the equations of motion from the Lagrangian (2.4) and disregarding any time derivatives of $a(t)$. In principle, this leaves $C_b^s = \mathcal{M}_b^s$ as the only remaining nonzero off-diagonal element of C_b^a . However, we also neglect this term since $\mathcal{M}_{sb} \sim (3 - \epsilon)\tau$ in a wide range of models [19].

To find the WKB approximation of the perturbations during the turn, we take the mode functions to have the form [7, 22, 23]

$$Q_i = Q_{i,0} e^{iqN_e} \quad (2.14)$$

where the $Q_{i,0}$ are different for each field, and q labels all of the WKB frequencies. Plugging this into the frictionless equations of motion, we find that the $Q_{i,0}$ must be inter-related by

$$\begin{aligned} Q_{s,0} &= i \frac{q^2 - \frac{k^2}{k_f^2}}{2q\Omega_0} Q_{\sigma,0} \\ Q_{b,0} &= \frac{\tau_0}{\Omega_0} \frac{q^2 - \frac{k^2}{k_f^2}}{\frac{k^2}{k_f^2} - q^2 + (\xi_{bb} - 1)\tau_0^2} Q_{\sigma,0} \end{aligned}, \quad (2.15)$$

and that there are six possible solutions $q = \pm\sqrt{\alpha_i}$, where the α_i are the three roots of the cubic polynomial. See [17] for details. In general, any solution in region II is a linear

superposition of all six possible WKB exponents:

$$Q_{i,\mathbf{II}} = \sum_{j \in \text{fields}} \hat{a}_j \sum_{k=1}^3 \sum_{\pm} Q_{ijk_{\pm},0} e^{\pm i \sqrt{\alpha_k} N_e} + \text{h.c.}(-\vec{k}) \quad (2.16)$$

The ($2\mathcal{N}^3 = 54$) $Q_{ijk_{\pm},0}$ amplitudes are independent along the solution axis (k, \pm), but they are inter-related via (2.15) along the field labels i , resulting in a total of 18 independent amplitudes.

The expressions for the nine α_{ij} and the nine β_{ij} in (2.12) derived from the matching are very cumbersome and not immediately enlightening, so we have chosen to omit them from the text. However we have released them as supplementary code available with this paper, in both Mathematica and Julia, available at <https://github.com/rjrosati/3field-sharp-feature>. In the uploaded notebooks, we include all α_{ij}, β_{ij} , the WKB roots α_i , a verification of the identities (2.13), and plotting code to reproduce almost all figures in this paper. Our code for performing the integral (2.18) will be released at a later date.

2.4 The Tensor Power Spectrum

The quantity of interest Ω_{GW} is proportional to the tensor power spectrum [9],

$$h^2 \Omega_{\text{GW}} = r_i \mathcal{P}_t(k, \tau_{\text{end}}) \equiv r_i \mathcal{P}_t(k), \quad r_i \equiv h^2 0.0416 c_g \Omega_{r,0} \quad (2.17)$$

where $c_g \simeq 0.4$ and $\Omega_{r,0}$ is the energy density fraction in radiation today. In the presence of excited states, and when non-Gaussian corrections can be neglected [24],

$$\mathcal{P}_t(k) = \frac{H^4}{8\pi^4 M_{\text{Pl}}^4} \int_0^\infty dy \int_{|1-y|}^{1+y} dx \mu(x, y) \times \left| \sum_{i,j} \sum_{X, s_{1,2}=\pm} \alpha_{X_i}^{s_1}(xk) \alpha_{X_j}^{s_2}(yk) \mathcal{G}_{XX}(s_1x, s_2y, z_{\text{out}}) \right|^2 \quad (2.18)$$

where, following the notation in [9], we defined $\alpha^+_{ij} \equiv \alpha_{ij}$ and $\alpha^-_{ij} \equiv \beta_{ij}$. The geometrical factor is

$$\mu(x, y) = \left(\frac{(4x^2 - (1 + x^2 - y^2)^2)}{4xy} \right)^2 \quad (2.19)$$

$\mu(x, y)$ varies between 0 and 1 and tends to zero as x approaches $|1-y|$ and $1+y$. The equation (2.18) generalizes equation (4.31) in the reference [9] slightly to include non-vanishing zero-masses $\mathcal{M}_{ss,0}$ and $\mathcal{M}_{bb,0}$.

$$\mathcal{G}_{XX}(x, y, z_{\text{out}}) \equiv \int_{z_{\text{out}}}^0 \frac{dz}{z^2} \zeta_X(xz) \zeta_X(yz) \frac{\zeta_\sigma(z) - \zeta_\sigma^*(z)}{2i} \quad (2.20)$$

where

$$\begin{aligned} \zeta_\sigma(z) &= (1 + iz) e^{-iz} \\ \zeta_s(z) &= -e^{i(\nu_s+1/2)(\pi/2)} i \sqrt{\frac{\pi}{2}} (-z)^{3/2} H_{\nu_s}^{(1)}(-z) \\ \zeta_b(z) &= -e^{i(\nu_b+1/2)(\pi/2)} i \sqrt{\frac{\pi}{2}} (-z)^{3/2} H_{\nu_b}^{(1)}(-z) \end{aligned} \quad (2.21)$$

2.4.1 The Time Integral \mathcal{G}_{XX}

The time integral \mathcal{G}_{XX} can be computed exactly for some masses. When both fields are massless, the complete expression was given in section 4.4 of [9].

$$\mathcal{G}_{\sigma\sigma}(x, y, z) = \mathcal{K}(x, y) - \mathcal{F}(x, y, z) - \mathcal{F}^*(-x, -y, z) \quad (2.22)$$

where

$$\mathcal{K}(x, y) = \frac{1 - 2xy - (x + y)^2}{(1 - (x + y)^2)^2} \quad (2.23)$$

$$\begin{aligned} \mathcal{F}(x, y, z) = & \frac{e^{-i(1+x+y)z}}{2(1+x+y)^2} \times \\ & \left(i \left[\frac{(1+x+y)^2}{z} - xy(1+x+y)z \right] - [x+y + (x+y)^2 + xy(2+x+y)] \right) \end{aligned} \quad (2.24)$$

The only other case we know of with an exact closed form is when the dimensionless constant mass $\mathcal{M}_{ss,0} = 2$ and $\mathcal{M}_{bb,0} = 2$. In that case

$$\mathcal{G}_{ss}(x, y, z) = \tilde{\mathcal{K}}(x, y) - \tilde{\mathcal{F}}(x, y, z) - \tilde{\mathcal{F}}^*(-x, -y, z) \quad (2.25)$$

where

$$\tilde{\mathcal{K}}(x, y) = \frac{-2xy}{(1 - (x + y)^2)^2} \quad (2.26)$$

$$\tilde{\mathcal{F}}(x, y, z) = \frac{-e^{-i(1+x+y)z}}{2(1+x+y)^2} (ixy(1+x+y)z + xy(2+x+y)) \quad (2.27)$$

As expected, $\mathcal{G}_{\sigma\sigma}$ and \mathcal{G}_{ss} agree for large values of x and y where the mass becomes irrelevant, but they have different limits for small values of y (x is constrained to be in the interval $|1 - y| \leq x \leq 1 + y$). In the $y \ll 1$ limit

$$\mathcal{G}_{\sigma\sigma} = \frac{3z + 2i - 2iz^2}{4z} + e^{-2iz} \left(\frac{-2i + z}{4z} \right) + \mathcal{O}(y, (x - 1)) \quad (2.28)$$

$$\mathcal{G}_{ss} = y \left(\frac{-3 + 4iz + 2z^2}{8} + e^{-2iz} \left(\frac{3 + 2iz}{8} \right) \right) + \mathcal{O}(y^2, y(x - 1)) \quad (2.29)$$

$$(2.30)$$

Regardless of the mass, the time integral has the following properties:

$$\begin{aligned} \mathcal{G}_{XX}(x, y, z) &= \mathcal{G}_{XX}(y, x, z) \\ \mathcal{G}_{XX}(-x, -y, z) &= \mathcal{G}_{XX}^*(x, y, z) \\ \mathcal{G}_{XX}(x, -y, z) &= \mathcal{G}_{XX}^*(-x, y, z) \end{aligned} \quad (2.31)$$

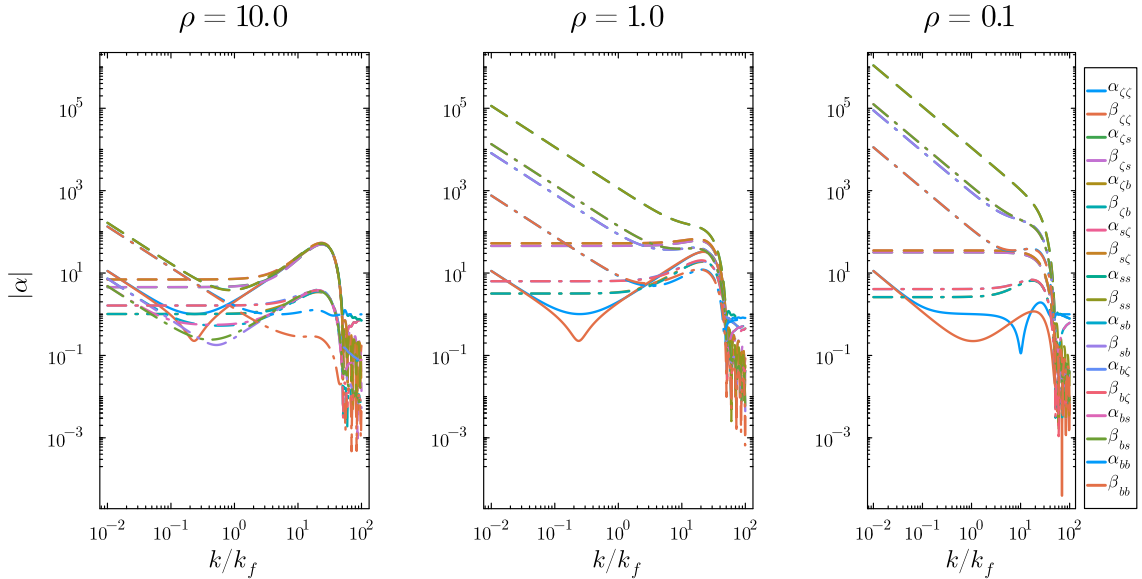


Figure 3.1: A comparison of the Bogoliubov coefficients as a function of κ for three values of $\rho \equiv \Omega/\tau$ and a fixed $\Omega_{2f} = \sqrt{\Omega^2 + \tau^2} = 23.7$ and $\delta = 0.225$. The masses are parameterized by (2.7) with $\xi_{ss} = -3$, $\xi_{bb} = 2$, $\mathcal{M}_{ss,0} = \mathcal{M}_{bb,0} = 2$. Solid lines represent $\alpha_{\zeta\zeta}$ and $\beta_{\zeta\zeta}$. Dashed lines correspond to Bogoliubov coefficients for which at least one of the indices is an “s.” Dot-dashed lines correspond to Bogoliubov coefficients with at least one index being a “b.” The quasi-two-field, Ω -dominated case on the left has all coefficients contributing approximately equally and a sharp peak around $k \sim \Omega_{2f}k_f$, while a strong hierarchy develops as the torsion increases. The dominant coefficients rapidly become α_{ss}, β_{ss} and the peak vanishes, replaced by a steep powerlaw growth towards the superhorizon.

3 Results

In this section we investigate the structure of the three-field excited state after the sharp feature, as well as the inflationary-era gravitational stochastic background it sources.

In Ref. [9], the scaling of the inflationary-era SGWB amplitude was predicted to go with the number of fields \mathcal{N} as \mathcal{N}^4 , under the assumption that the Bogoliubov coefficients’ shape in k remains roughly constant and the additional fields enter at the same amplitude. We examine this conjecture in Fig. 3.1, which plots the values of the $2\mathcal{N}^2 = 18$ Bogoliubov coefficients for three representative values of $\rho = \Omega/\tau$ and a fixed $\sqrt{\Omega^2 + \tau^2} = 23.7$.

At superhorizon scales, the rapid turning causes both adiabatic and isocurvature modes to be activated, with the latter being more prominent, as seen in Figure 3.1. In order to match the Planck bounds on isocurvature power, the growth is restricted by giving the isocurvature modes a non-zero mass. For $\mathcal{M}_{ss,0} = \mathcal{M}_{bb,0} = 2$, the Bogoliubov coefficients growth is proportional to k^{-1} (for smaller masses, $\alpha_{ss} \sim k^{-g}$ with $g > 1$), and the amplitude depends heavily on ρ , as shown in Figure 3.3. The k^{-1} momentum-dependent behavior leads to the isocurvature power spectrum being flat for low k because the massive wave functions (2.11) behave as $1/\sqrt{k}$ when $k \ll k_f$. As the modes move outside the horizon, the generated isocurvature power decreases rapidly. Figure 3.2 illustrates the behavior of the power spectra at three different time points, which is consistent with current constraints on isocurvature modes.

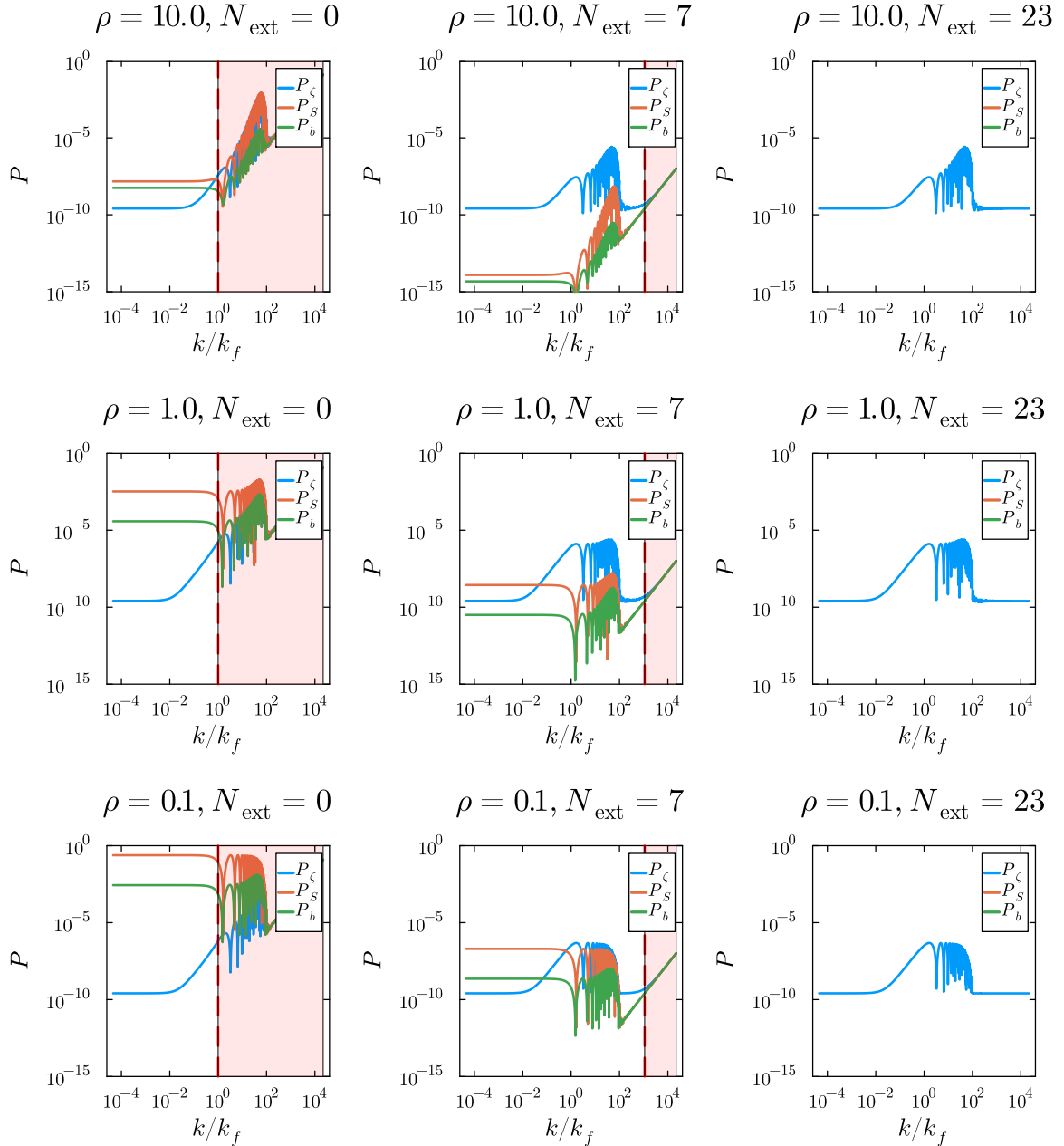


Figure 3.2: We show the approximate power spectra $P_i(k, N) = \zeta_i(k, N)^2 \sum_j |\alpha_{ij}(k) + \beta_{ij}(k)|^2$ at the time of the feature (left), 10 e-folds after (middle), and 23 e-folds after (right) for three values of the turn rate ratio ρ (rows). We plot the out-region estimates of the power spectrum shape, but scale them with the appropriate time dependence of the mode functions (2.21). These approximate power spectra are therefore a poor approximation for the modes that have not yet exited the horizon at the plotted time, regions we have shaded in red in these plots. The isocurvature power spectra decay rapidly outside the horizon. This plot corresponds to $\Omega_{2f} = 50.0, \xi_{ss} = -3, \xi_{bb} = 2, \delta = 0.1$.

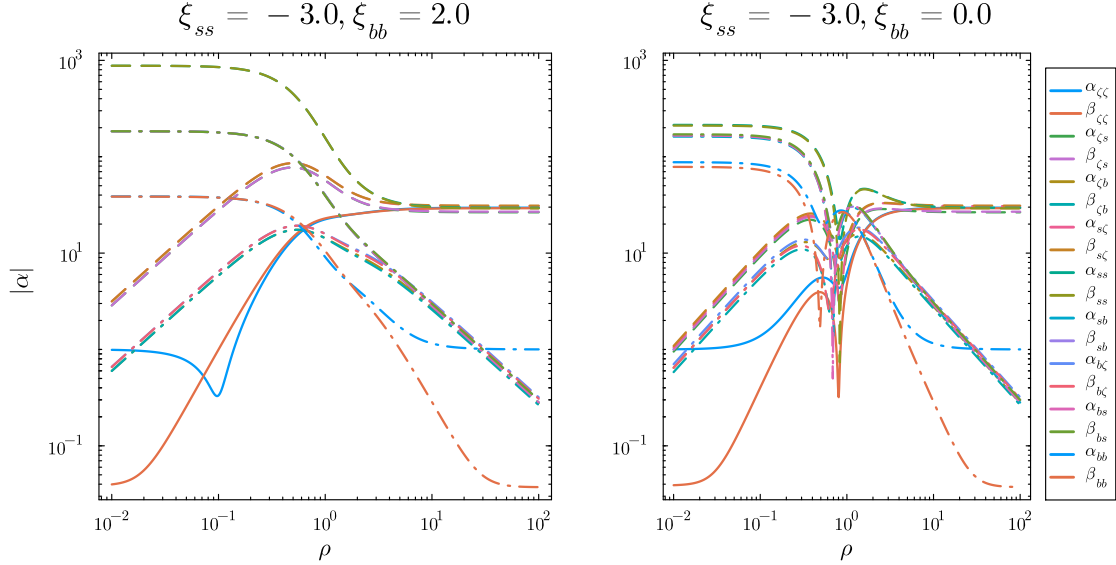


Figure 3.3: This plot shows how the Bogoliubov coefficients vary as a function of $\rho = \Omega_0/\tau_0$ in the interval of values used to plot Fig 3.1, fixing $\kappa = \Omega_{2f}/2, \xi_{ss} = -3, \Omega_{2f} = 23.7, \delta = 0.225$. We compare the variety of possible growths with two values of ξ_{bb} . At high ρ (two-field limit), we see the $(\zeta, s) 2 \times 2$ block of Bogoliubov coefficients reaches approximately the same value. At lower ρ , the coefficients split into a strong hierarchy, with the relative amplitudes set by ξ_{bb} and the ss -coefficients the highest amplitude.

The left plot in Fig. 3.1 corresponds to $\Omega \gg \tau$ and matches the two-field results of Fig. 3 in [9] in the region the plots overlap. Initial states with momenta larger than $2k_* = 2\Omega_{2f}k_f$ are not excited and remain in the Bunch Davies vacuum. Below this momentum cutoff, there are always excited states, but how much each field is excited depends on the value of the momenta. In this regime, $\{\alpha_{\zeta\zeta}, \beta_{\zeta\zeta}, \alpha_{s\zeta}, \beta_{s\zeta}, \alpha_{\zeta s}, \beta_{\zeta s}, \alpha_{ss}, \beta_{ss}\}$ are equally dominant around k_* . This gives the 2^4 enhancement with respect to the single field case found in [9] for the two-field case, but the factor of 2^4 does not translate into a \mathcal{N}^4 behavior for \mathcal{N} fields. Because torsion is subdominant to the turning rate, Bogoliubov coefficients with an index “b” are subdominant, and hardly contribute to sourcing the SGWB (2.18).

The middle plot in Fig. 3.1 corresponds to $\Omega \sim \tau$. As in the previous case, modes with $k > 2k_*$ remain in the initial Bunch Davies vacuum. While there is still a peak around k_* , the contributions from the different Bogoliubov coefficients develop a hierarchy. The largest contribution corresponds to $\{\alpha_{ss}, \beta_{ss}\}$, followed by the contribution from $\{\alpha_{\zeta s}, \beta_{\zeta s}, \alpha_{s\zeta}, \beta_{s\zeta}\}$ which is down by a factor of 2, followed by $\{\alpha_{bs}, \beta_{bs}, \alpha_{sb}, \beta_{sb}, \alpha_{zz}, \beta_{zz}\}$ down by approximately another factor of 2. Though more Bogoliubov coefficients are activated, there is a hierarchy and the power spectrum can’t grow like \mathcal{N}^4 . Overall, the maximum value of \mathcal{P}_t is larger for $\Omega \sim \tau$ than for $\Omega \gg \tau$ when keeping $\sqrt{\Omega^2 + \tau^2}$ fixed. At superhorizon scales, the growth is dominated by $\{\alpha_{ss}, \beta_{ss}\}$. These two coefficients have the same absolute value as Fig. 3.1 shows and is expected from (2.13).

The plot on the right in Fig. 3.1 corresponds to $\Omega \ll \tau$. In this regime, the peak around k_* has nearly disappeared. The Bogoliubov coefficients $\{\alpha_{ss}, \beta_{ss}\}$ dominate over all others, but with the same small momenta dependence, k^{-1} . In this limit $|\alpha_{\zeta X}|$ and $|\beta_{\zeta X}|$ are several orders of magnitude smaller than $\{|\alpha_{ss}|, |\beta_{ss}|\}$, which is consistent with the observation in

[19] that on superhorizon scales the evolution of the adiabatic modes and the isocurvature modes decouple.

In the previous paragraph, the results may not be consistent with first-order perturbation theory. In Figure 3.2, we have plotted the power spectrum for both adiabatic and isocurvature modes at three different times: when the feature is produced ($N_{\text{extra}} = 0$), ten e-folds after the feature ($N_{\text{extra}} = 10$), and twenty-three e-folds after the feature ($N_{\text{extra}} = 23$), for three different values of the ratio $\rho = \Omega/\tau$. The power spectra at late times match experimental data in all cases, but for $\rho = 0.1$, the isocurvature power spectrum at ($N_{\text{extra}} = 0$) briefly reaches $\mathcal{O}(1)$, calling into question the validity of first-order perturbation theory.

In the second part of the results, we discuss the shape of the fractional energy density spectrum (Ω_{GW}). Scalar fluctuations source gravitational waves at two different times: during the radiation-dominated era as the perturbations re-enter the horizon and during inflation. In our previous work [17], we calculated the contribution from gravitational waves generated during the radiation-dominated era, which were caused by adiabatic scalar fluctuations reentering the horizon. The frequency profile of Ω_{GW}^{rad} changes substantially as a function of turning rate over torsion, ρ . When $\Omega \gg \tau$, Ω_{GW}^{rad} peaks at k_* , while for $\Omega \ll \tau$ the peak has migrated below k_f . Said differently, the profile depends on the number of active fields.

On the other hand, the profile of Ω_{GW}^{inf} is not greatly affected by the relative ratio of Ω to τ or the effective kinetic masses during the feature. In Figure 2.1, we compare the relative amplitudes and shapes of Ω_{GW}^{inf} as a function of ρ . The background peaks at approximately k_f and, for $k > k_f$, oscillates with a frequency $2/k_f$. This result is independent of the effective number of acting fields. The amplitude depends on the number of fields, but not simply as a power of the number of active fields \mathcal{N} . The actual dependence is more complicated. Figure 3.3 shows how the dominant α_{ss} and β_{ss} grow with the ratio of the turning rate over the torsion, ρ . This continuous variable interpolates between two active fields in the limit of vanishing torsion, and three active fields when the torsion dominates over the turning. The significant growth of the perturbations when $\rho \ll 1$ raises questions about the reliability of perturbation theory to compute Ω_{GW} as we discuss in the next section.

In Figure 3.4, we compare the variety of inflationary SGWB shapes that we are able to produce in this work. Despite the variations in ρ and the mass parameters leading to fairly variable structures of the excited state (cf. Figures 3.1, 3.3), the inflationary-era SGWBs remain approximately the same shape, at least around the main peak. As we discuss in Section 5, discerning these small differences would require resolving features of the signal at least 10^2 or 10^3 times lower amplitude than the peak, so except in the case of a very loud signal these shapes would be equivalent from a data analysis perspective.

4 Backreaction

To detect signals at LISA, the scalar perturbations must be enhanced by at least 10^4 , as illustrated in Fig 3.2. Such a significant enhancement raises doubts about the reliability of perturbation theory and has been a concern of previous work on this subject [7, 9, 25–27]. There are two conditions for trusting perturbation theory [28–31]: (i) ensuring that the energy in the perturbations is much smaller than the energy in the background field not to disrupt the background equation of state and (ii) ensuring the reliability of the linear equations for the evolution of the perturbations. Both concerns were addressed in [7, 9] for the two-field equivalent of the model considered in this work and [17] for the three-field case.

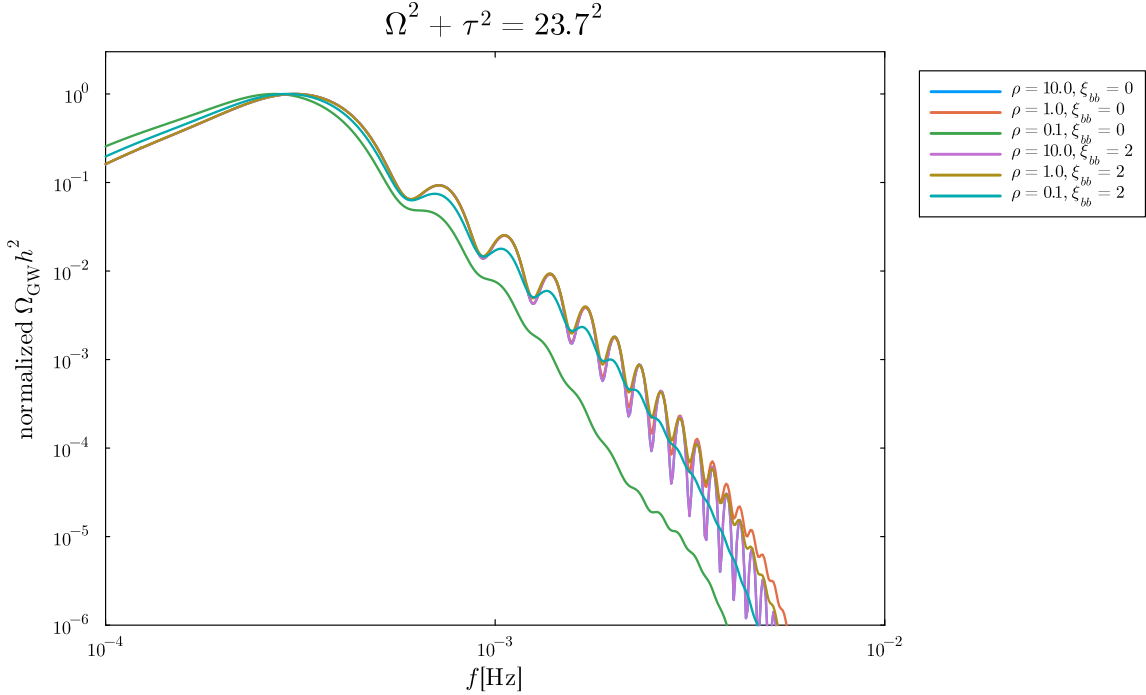


Figure 3.4: We compare the possible shapes of Ω_{GW}^{inf} from our sharp feature, normalizing by the maximum amplitude to focus on the shapes of the signals. These signals all occur at the same feature scale and share the parameters $\xi_{ss} = -3$, $\delta = 0.225$, $\Omega_{2f} = 23.7$, while we vary the turn rate ratio and the kinetic coupling of the third mass ξ_{bb} . The mass content and turn rate ratio ρ do not strongly affect the shape of the signal in frequency, especially near the peak. The $\rho = 0.1, \xi_{bb} = 0$ case does show some deviation in the envelope of the signal towards the subhorizon of the feature (high f). We caution that the largest enhancements we present with $\rho = 0.1$ are likely subject to backreaction corrections. The relative similarity of these signals despite the large variation in the structure of the corresponding excited states leads us to call this SGWB profile “universal”.

It is easy to show that (i) is easily satisfied in the cases studied in this work. According to [28], the contribution of the perturbations to the energy density is:

$$\rho_{\text{excited states}} = \frac{1}{a^4} \sum_i \int \frac{d^3k}{(2\pi)^3} k \left(|\beta_k^{\zeta i}|^2 + |\beta_k^{s i}|^2 + |\beta_k^{b i}|^2 \right) \quad (4.1)$$

When $\Omega \lesssim \tau$, it is easy to compute this quantity. In the comparison shown in Fig 3.1, β_{ss} dominates. For the mass choices made in this calculation, $|\beta_{ss}| \propto 1/k$ when $k < \Omega_{2f} k_f$, and it vanishes when $k > \Omega_{2f} k_f$.

$$\rho_{\text{excited}} \sim \frac{3}{a^4} k_f^4 = 3H^4 \quad (4.2)$$

The constraint $\rho_{\text{excited}} \ll \rho_{\text{inf}}$ is always satisfied as

$$\rho_{\text{excited}} \sim 3H^4 \ll 3M_{\text{Pl}}^2 H^2 \quad (4.3)$$

In the two-field case, [9] showed that the second constraint is always the most stringent. For two fields, the backreaction constraint (i) equals the linearity constraint (ii) times ϵ .

The ϵ difference between the two constraints may also explain the outcome of the lattice computations carried out in a different two-field model [32]. In this case, the energy density in the perturbations is approximately $10^{-2}\rho_{\text{inf}}$. Still, the simulation shows that perturbation theory breaks down as the perturbations don't grow as much as expected in perturbation theory. Their effect is to shift the background to a new classical configuration. Because in [32] $\epsilon \lesssim 10^{-2}$, the analysis presented in [7, 9] leads to the expectation that constraint (ii) is not satisfied even if (i) is. Non-perturbative effects have been also shown to be important in a single-field inflation model with a departure from slow-roll [33].

In the three-field case, the constraints analysis performed in [17] only considered the enhancement in the adiabatic power spectrum as this was the only one to survive until radiation-dominated re-entry. But Fig. 3.2 shows that the isocurvature power spectrum is several orders of magnitude larger at the time of the feature, for example, when $\rho = 0.1$, $P_s \sim \mathcal{O}(1)$, and, hence, $\mathcal{O}(Q_s/M_{\text{Pl}}) \sim 1$. This behavior points to a brief breakdown of perturbation theory because the cubic Lagrangian [18] contains terms such as

$$\mathcal{L}_3 \supset a \sqrt{2\epsilon} \Omega M_{\text{Pl}} Q_s (\partial\zeta)^2$$

which is larger, for a brief time around the feature, than the quadratic term

$$\mathcal{L}_2 \supset a \epsilon M_{\text{Pl}} (\partial\zeta)^2$$

We therefore caution that the largest enhancements we present in this work with short periods of $P_S \sim 1$ would experience strong corrections from backreaction effects in full lattice simulations¹. The brief high amplitude of the isocurvature power spectra around the time of the feature would likely be dampened, leading to less power in gravitational waves. Nonetheless, the results we present at lower enhancements remain valid and experience only small corrections from backreaction.

5 Phenomenology

In this section we discuss the observable consequences of sharp features during inflation, and how they impact the possible cosmological observables at CMB scales, LSS, and of course a possible SGWB. We also comment on the detectability of the observable probes, and how likely a possible detection is to well-constrain the sourcing feature.

The toy model of sharp feature we study in this work generates a linear in k oscillatory enhancement in the adiabatic power spectrum and a similar-magnitude temporary enhancement in the isocurvature power spectra, which decay to unobservability within a few e-folds when they have positive masses. When sufficiently strong, these features can generate radiation-era and inflationary-era SGWBs. But observing the effects of a sharp feature in any particular cosmological probe is very dependent on when exactly it occurs during inflation, or equivalently the value of the scale of the feature k_f . Although not the focus of this work, we will briefly comment on non-GW observables from inflationary sharp features. Current constraints on the primordial adiabatic power spectrum rule out large enhancements at CMB scales, but perhaps sufficiently low-amplitude features could be visible at CMB scales as ‘‘primordial clock’’ oscillations in the adiabatic power spectrum [34]. The current constraints from LSS place many limits on the primordial adiabatic power spectrum at scales

¹In addition to the tree level results presented here and in other work, a one-loop calculation was performed in [27]. Although a full non-perturbative analysis is likely necessary to accurately predict the SGWB in the highest torsion cases we present.

smaller than the CMB, including not disrupting baryogenesis $P_\zeta(k) \lesssim 10^{-2}$, and constraints from structure formation (see [35, 36] for a recent review). Otherwise, LSS allows for large scalar perturbations at small scales, which can source the radiation-era SGWB we studied in part I of this work [17]. We note that these cosmological probes also constrain and limit isocurvature power – the features we study do not predict any observable isocurvature, as the brief spike in isocurvature decays with a small positive mass long before undergoing reheating and contributing to either the CMB or LSS. Non-gaussianities will be another constraining observable. They can be significant in multifield models with sustained turning [37–40] and large-scale features [41]. A recent computation [42] found them to also be significant for small-scale large features. Although the models in this analysis differ from those presented in this work, we expect their result to hold.

Gravitational waves provide perhaps the most undistorted probe of the inflationary era, and the inflationary-era SGWB *is uniquely sensitive* to the entire evolution of the perturbations, even transients that do not leave a signature in the perturbations at the end of inflation. The signal we study in this work (cf. Figure 2.1) fits a roughly broken powerlaw shape, with numerically measured powerlaws of k^3 on the low- f tail and k^{-3} to k^{-4} fitting the first 3-4 peaks, and $k^{1.7}$ and k^{-8} fitting just the most prominent peak. The signal has $\mathcal{O}(10\%)$ oscillations linear in k beginning at the peak and with frequency $\omega \sim 2/k_f$. The shape of the signal is surprisingly largely independent of the mass parameters (2.7) and even the torsion to turn rate ratio ρ for fixed Ω_{2f} (cf. Figure 3.4). The amplitude, however, rises quite steeply as the torsion increases (see the growth of the Bogoliubov coefficients in Figure 3.3 as $\rho \rightarrow 0$). We numerically measure $\Omega_{\text{GW}} \propto \tau^{24}$ (!) in the regime of steepest growth around $\rho = 1$ for a fixed Ω_{2f} and $\xi_{bb} = 2$, although we caution that the largest enhancements are almost certainly subject to backreaction corrections. The envelope of the inflationary-era SGWB at high k does begin to change at sufficiently high τ , but the peak remains unaffected. Because the shape of the inflationary-era SGWB near its peak does not depend on the details of the feature (and as argued below, this generalizes to more realistic models), we call it a *universal signature of sharp features in multi-field inflation*. Though a similar universal phenomenology was claimed in Ref. [9], they assumed the Bogoliubov coefficients were strongly peaked and approximately equal magnitude. We have found that the excited state takes on a significantly different form with a strong hierarchy in the coefficients (cf. Figure 3.1), and that the amplitude of the SGWB depends strongly on the entropic sector of the perturbations with growth that vastly outpaces the predicted \mathcal{N}^4 . This enhancement is so strong that it opens a new window of observable parameter space: we may source a detectable inflationary-era SGWB without requiring a large enhancement in the adiabatic power spectrum.

If such a signal were detected, its shape would immediately reveal the feature scale from the oscillation frequency $2/k_f$, and confirm that an excited state occurred during inflation in the early universe. Interpreting the signal in terms of multi-field dynamics would be difficult due to its somewhat universal nature, unless the radiation-era signal were also visible (cf. Figure 2.1). Because the radiation-era feature is only sourced by the adiabatic power spectrum, the ratio of the two amplitudes gives information about the effective amplitude of the turn Ω_{2f} and the number of dynamically contributing fields. Parameter estimation studies on the recovery of templated SGWBs with similar features to the one presented here are available in [13, 43].

Of course physical inflationary backgrounds are quite unlikely to generate features extremely similar to the top hat we study (2.6), though isolated single turns with a smoother

profile can occur in some backgrounds [15]. One common source of sharp features in multi-field inflation occurs when the trajectory becomes unstable (e.g., due to a sufficiently tachyonic entropic mass)² and the fields change direction abruptly. Several models in the literature fit this description including waterfall mechanisms [44] and geometric destabilization [45]. Some of the present authors also saw similar features in a $\mathcal{O}(100)$ -field, random potential inflation model as the trajectory approached saddle points [46].

References [8, 10] studied several such two-field models that produce observable signals in LISA – these features typically are not one top hat as we’ve studied here, but a series of sharp turns with decaying amplitude, although the observed power spectra and radiation-era SGWBs (inflationary-era SGWBs are not studied in their work) are qualitatively very similar to the two-field limit of ours. Although we consider a full investigation outside the scope of this work, we have generalized some of the models in [8] to three fields and have found that the features’ behavior persists, and we see decaying oscillations in both turn rate and torsion during the trajectory’s realignment. Reference [16] has also studied three-field backgrounds with more broad features or constant turning and found large enhancements.

The features we study here, then, are by no means an exact quantitative prediction for a physical model’s SGWB, but are qualitatively similar. It remains an open question how universal the shape we have found is to physical backgrounds with sharp features, but we suspect they will be qualitatively very similar. The Green’s functions and kernel in (2.18) are fixed by the physics and set the behavior of the background at low- and high- k . And despite a very different structure of excited state when $\tau \gg \Omega$ with a top hat, we find a similar shape of SGWB.

Similarly, we might speculate on how more dynamical fields might affect the SGWB. We do not have a strong expectation for the structure of the excited state, but the above arguments about the Green’s function and kernel still apply so we expect the qualitative nature of the SGWB to remain the same. Because the entropic sector of the perturbations can experience a large enhancement during the feature and all fields contribute to the SGWB (2.18), all else equal, we expect more fields to increase the amplitude of the inflationary-era SGWB compared to the radiation-era one, and allow for a LISA-detectable SGWB without large scalar perturbations. The radiation SGWB can also be relatively suppressed depending on the duration of the feature [9], so its absence is not a smoking gun for more dynamical fields.

6 Conclusions

In this work we have completed the inflationary-era contribution of the stochastic gravitational wave background sourced by a sharp turn during three-field inflation, extending our previous work computing the radiation-era contribution in [17]. These two contributions together complete the calculation of the expected SGWB signal from a sharp feature up to tree-level in the perturbations.

We find that the calculation is not well-controlled at large scales without including a constant term in the entropic masses, so we recalculate the Bogoliubov coefficients of the excited state including these masses. Due to the difficulty of this calculation and the unwieldiness of these coefficients, we do not present them in this text but have uploaded them as supplementary material in both Julia and Mathematica code so that further study

²Having a tachyonic mass is not the precise criterion for instability of the equations of motion (2.3). For three-field inflation these criteria have been studied in [16, 19].

is easily available to the community. They are available at <https://github.com/rjrosati/3field-sharp-feature>.

Compared to the two-field case studied in [9], we find that the excited state has a very different structure for the modes at scales near the feature scale and in its superhorizon. As seen in Figure 3.1, as the torsion increases, the well-resolved peak in k vanishes, giving way to an approximately $1/k$ powerlaw growth towards the superhorizon. Similarly, the approximately equal amplitudes of the Bogoliubov coefficients split into a strong hierarchy at high torsion, with the dominant coefficients chosen by the mass parameters.

This structure of the excited state results in a large enhancement in the inflationary-era contribution to the SGWB compared to the radiation-era one. Surprisingly, the frequency of oscillations and envelope approximately match the two-field signal unless $\rho = \Omega/\tau \ll 1$ (several such spectra are visible in Figure 2.1). This state generates a large enhancement in the isocurvature perturbations in the feature’s superhorizon, which then rapidly decays before the end of inflation. The inflationary-era SGWB, then, is a probe of the physical dynamics *during* inflation, unlike the radiation-era signal that only depends on the modes at its end.

From a phenomenological perspective, the inflationary-era SGWB frequency profile, especially near its peak, is almost independent of the nature of the sharp feature, despite the very different structure of the excited state when torsion is present. The amplitude of the inflationary-era signal, however, is greatly enhanced compared to the radiation-era signal. The large transient growth and decay in the isocurvature modes would otherwise be unobservable after the end of inflation, but in our case is reflected in the enhancement of the inflationary-era signal. When the feature is not too strong, we open a new window of parameter space to detectability as only small adiabatic enhancements are necessary to source a detectable inflationary-era SGWB.

However when the turn is strong and the maximum $Q_s/M_{\text{Pl}} \sim 1$, this enhancement can be large enough to doubt perturbation theory. Lattice simulations have found backreaction plays an important role in geometrical destabilization and several other situations, although to our knowledge no such simulations have studied sharp features that correspond to brief violations of perturbation theory. We suspect that these corrections will further affect the shape of the inflationary-era SGWB and likely reduce the effective amplitude of the isocurvature perturbations when linear theory predicts them to be large. We stress, however, that due to the integrated nature of the signal (cf. (2.18)) even brief transient growths during inflation can be visible in the inflationary-era SGWB.

The background dynamics in (2.6) are likely unrealistic, and sharp features from concrete models (e.g. those in [8, 10]) often contain several subsequent peaks in the turn rate, affecting the structure of the feature and some of the details of its phenomenology. Note that the SGWBs from broad features and constant turns in three-field models have been studied in [16].

It is our hope that future work will solve these issues, so that any future SGWB search can have accurate predictions for a wide array of inflationary features.

7 Acknowledgments

We would like to thank A. Achúcarro, P. Christodoulidis, J. Fumagalli, G. Palma, L. Pinol, S. Renaux-Petel, K. Turzynsky, and I. Zavala for their valuable comments and discussions after presenting this work at the following workshops: Simons Center’s “Multifield Cosmology: In-

flation, Dark Energy and More”, MIAPbP’s “Quantum Aspects of Inflationary Cosmology”, and ESI’s “The Landscape vs the Swampland.” RR is supported by an appointment to the NASA Postdoctoral Program at the NASA Marshall Space Flight Center, administered by Oak Ridge Associated Universities under contract with NASA. The work of VA and SP was supported in part by the National Science Foundation under Grant No. PHY– 2210562.

References

- [1] M. Maggiore, *Gravitational wave experiments and early universe cosmology*, *Physics Reports* **331** (2000) 283–367.
- [2] J. D. Romano and N. J. Cornish, *Detection methods for stochastic gravitational-wave backgrounds: a unified treatment*, *Living Rev. Rel.* **20** (2017) 2 [1608.06889].
- [3] G. Domènech, *Scalar Induced Gravitational Waves Review*, *Universe* **7** (2021) 398 [2109.01398].
- [4] M. S. Turner, *Detectability of inflation produced gravitational waves*, *Phys. Rev. D* **55** (1997) R435 [astro-ph/9607066].
- [5] K. N. Ananda, C. Clarkson and D. Wands, *The Cosmological gravitational wave background from primordial density perturbations*, *Phys. Rev. D* **75** (2007) 123518 [gr-qc/0612013].
- [6] Z. Zhou, J. Jiang, Y.-F. Cai, M. Sasaki and S. Pi, *Primordial black holes and gravitational waves from resonant amplification during inflation*, *Phys. Rev. D* **102** (2020) 103527 [2010.03537].
- [7] J. Fumagalli, S. Renaux-Petel and L. T. Witkowski, *Oscillations in the stochastic gravitational wave background from sharp features and particle production during inflation*, *JCAP* **08** (2021) 030 [2012.02761].
- [8] M. Braglia, X. Chen and D. K. Hazra, *Probing Primordial Features with the Stochastic Gravitational Wave Background*, *JCAP* **03** (2021) 005 [2012.05821].
- [9] J. Fumagalli, G. A. Palma, S. Renaux-Petel, S. Sypsas, L. T. Witkowski and C. Zenteno, *Primordial gravitational waves from excited states*, *JHEP* **03** (2022) 196 [2111.14664].
- [10] S. Bhattacharya and I. Zavala, *Sharp turns in axion monodromy: primordial black holes and gravitational waves*, *JCAP* **04** (2023) 065 [2205.06065].
- [11] M. Braglia, X. Chen, D. K. Hazra and L. Pinol, *Back to the features: assessing the discriminating power of future CMB missions on inflationary models*, *JCAP* **03** (2023) 014 [2210.07028].
- [12] E. Dimastrogiovanni, M. Fasiello, M. Michelotti and L. Pinol, *Primordial gravitational waves in non-minimally coupled chromo-natural inflation*, *JCAP* **02** (2024) 039 [2303.10718].
- [13] M. Braglia et al., *Gravitational waves from inflation in LISA: reconstruction pipeline and physics interpretation*, 2407.04356.
- [14] V. Aragam, R. Chiovoloni, S. Paban, R. Rosati and I. Zavala, *Rapid-turn inflation in supergravity is rare and tachyonic*, *JCAP* **03** (2022) 002 [2110.05516].
- [15] L. Anguelova, *On Primordial Black Holes from Rapid Turns in Two-field Models*, *JCAP* **06** (2021) 004 [2012.03705].
- [16] P. Christodoulidis and J.-O. Gong, *Enhanced power spectra from multi-field inflation*, *JCAP* **08** (2024) 062 [2311.04090].
- [17] V. Aragam, S. Paban and R. Rosati, *Primordial stochastic gravitational wave backgrounds from a sharp feature in three-field inflation. Part I. The radiation era*, *JCAP* **11** (2023) 014 [2304.00065].

- [18] L. Pinol, *Multifield inflation beyond $N_{\text{field}} = 2$: non-Gaussianities and single-field effective theory*, *JCAP* **04** (2021) 002 [[2011.05930](#)].
- [19] P. Christodoulidis and R. Rosati, *(Slow-)twisting inflationary attractors*, *JCAP* **09** (2023) 034 [[2210.14900](#)].
- [20] A. Achúcarro, E. J. Copeland, O. Iarygina, G. A. Palma, D.-G. Wang and Y. Welling, *Shift-symmetric orbital inflation: Single field or multifield?*, *Phys. Rev. D* **102** (2020) 021302 [[1901.03657](#)].
- [21] N. Deruelle and V. F. Mukhanov, *On matching conditions for cosmological perturbations*, *Phys. Rev. D* **52** (1995) 5549 [[gr-qc/9503050](#)].
- [22] G. A. Palma, S. Sypsas and C. Zenteno, *Seeding primordial black holes in multifield inflation*, *Phys. Rev. Lett.* **125** (2020) 121301 [[2004.06106](#)].
- [23] T. Bjorkmo, R. Z. Ferreira and M. D. Marsh, *Mild Non-Gaussianities under Perturbative Control from Rapid-Turn Inflation Models*, *JCAP* **12** (2019) 036 [[1908.11316](#)].
- [24] S. Garcia-Saenz, L. Pinol, S. Renaux-Petel and D. Werth, *No-go Theorem for Scalar-Trispectrum-Induced Gravitational Waves*, [2207.14267](#).
- [25] K. Inomata, M. Braglia, X. Chen and S. Renaux-Petel, *Questions on calculation of primordial power spectrum with large spikes: the resonance model case*, *JCAP* **04** (2023) 011 [[2211.02586](#)].
- [26] A. Ota, M. Sasaki and Y. Wang, *One-loop tensor power spectrum from an excited scalar field during inflation*, *Phys. Rev. D* **108** (2023) 043542 [[2211.12766](#)].
- [27] J. Fumagalli, S. Bhattacharya, M. Peloso, S. Renaux-Petel and L. T. Witkowski, *One-loop infrared rescattering by enhanced scalar fluctuations during inflation*, *JCAP* **04** (2024) 029 [[2307.08358](#)].
- [28] R. Holman and A. J. Tolley, *Enhanced Non-Gaussianity from Excited Initial States*, *JCAP* **05** (2008) 001 [[0710.1302](#)].
- [29] N. Bartolo, D. Cannone and S. Matarrese, *The Effective Field Theory of Inflation Models with Sharp Features*, *JCAP* **10** (2013) 038 [[1307.3483](#)].
- [30] D. Cannone, N. Bartolo and S. Matarrese, *Perturbative Unitarity of Inflationary Models with Features*, *Phys. Rev. D* **89** (2014) 127301 [[1402.2258](#)].
- [31] P. Adshead and W. Hu, *Bounds on nonadiabatic evolution in single-field inflation*, *Phys. Rev. D* **89** (2014) 083531 [[1402.1677](#)].
- [32] T. Krajewski and K. Turzyński, *Anatomy of geometrical destabilization of inflation*, *JCAP* **10** (2022) 064 [[2205.13487](#)].
- [33] A. Caravano, K. Inomata and S. Renaux-Petel, *The Inflationary Butterfly Effect: Non-Perturbative Dynamics From Small-Scale Features*, [2403.12811](#).
- [34] X. Chen, *Primordial Features as Evidence for Inflation*, *JCAP* **01** (2012) 038 [[1104.1323](#)].
- [35] A. Slosar et al., *Scratches from the Past: Inflationary Archaeology through Features in the Power Spectrum of Primordial Fluctuations*, *Bull. Am. Astron. Soc.* **51** (2019) 98 [[1903.09883](#)].
- [36] A. Achúcarro et al., *Inflation: Theory and Observations*, [2203.08128](#).
- [37] S. Garcia-Saenz, S. Renaux-Petel and J. Ronayne, *Primordial fluctuations and non-Gaussianities in sidetracked inflation*, *JCAP* **07** (2018) 057 [[1804.11279](#)].
- [38] S. Garcia-Saenz and S. Renaux-Petel, *Flattened non-Gaussianities from the effective field theory of inflation with imaginary speed of sound*, *JCAP* **11** (2018) 005 [[1805.12563](#)].
- [39] J. Fumagalli, S. Garcia-Saenz, L. Pinol, S. Renaux-Petel and J. Ronayne, *Hyper-Non-Gaussianities in Inflation with Strongly Nongeodesic Motion*, *Phys. Rev. Lett.* **123** (2019) 201302 [[1902.03221](#)].

- [40] O. Iarygina, M. C. D. Marsh and G. Salinas, *Non-Gaussianity in rapid-turn multi-field inflation*, *JCAP* **03** (2024) 014 [[2303.14156](#)].
- [41] X. Chen, *Primordial Non-Gaussianities from Inflation Models*, *Adv. Astron.* **2010** (2010) 638979 [[1002.1416](#)].
- [42] L. Iacconi and D. J. Mulryne, *Multi-field inflation with large scalar fluctuations: non-Gaussianity and perturbativity*, *JCAP* **09** (2023) 033 [[2304.14260](#)].
- [43] J. Fumagalli, M. Pieroni, S. Renaux-Petel and L. T. Witkowski, *Detecting primordial features with LISA*, *JCAP* **07** (2022) 020 [[2112.06903](#)].
- [44] A. D. Linde, *Hybrid inflation*, *Phys. Rev. D* **49** (1994) 748 [[astro-ph/9307002](#)].
- [45] S. Renaux-Petel and K. Turzyński, *Geometrical Destabilization of Inflation*, *Phys. Rev. Lett.* **117** (2016) 141301 [[1510.01281](#)].
- [46] S. Paban and R. Rosati, *Inflation in Multi-field Modified DBM Potentials*, *JCAP* **09** (2018) 042 [[1807.07654](#)].