

Proactive Recommendation in Social Networks: Steering User Interest via Neighbor Influence

Hang Pan
 hungpaan@mail.ustc.edu.cn
 University of Science
 and Technology of China
 Hefei, China

Shuxian Bi
 shuxianbi@mail.ustc.edu.cn
 University of Science
 and Technology of China
 Hefei, China

Wenjie Wang
 wenjiewang96@gmail.com
 National
 University of Singapore
 Singapore, Singapore

Haoxuan Li
 hxli@stu.pku.edu.cn
 Peking University
 Beijing, China

Peng Wu
 pengwu@btbu.edu.cn
 Beijing
 Technology and Business
 Beijing, China

Fuli Feng
 fulifeng93@gmail.com
 University of Science
 and Technology of China
 Hefei, China

Xiangnan He
 xiangnanhe@gmail.com
 University of Science
 and Technology of China
 Hefei, China

Abstract

Recommending items solely catering to users' historical interests narrows users' horizons. Recent works have considered steering target users beyond their historical interests by directly adjusting items exposed to them. However, the recommended items for direct steering might not align perfectly with users' interests evolution, detrimentally affecting target users' experience.

To avoid this issue, we propose a new task named *Proactive Recommendation in Social Networks (PRSN)* that indirectly steers users' interest by utilizing the influence of social neighbors, *i.e.*, indirect steering by adjusting the exposure of a target item to target users' neighbors. The key to PRSN lies in answering an interventional question: *what would a target user's feedback be on a target item if the item is exposed to the user's different neighbors?* To answer this question, we resort to causal inference and formalize PRSN as: (1) estimating the potential feedback of a user on an item, under the network interference by the item's exposure to the user's neighbors; and (2) adjusting the exposure of a target item to target users' neighbors to trade off steering performance and the damage to the neighbors' experience. To this end, we propose a *Neighbor Interference Recommendation (NIRec)* framework with two key modules: (1) an interference representation-based estimation module for modeling potential feedback; and (2) a post-learning-based optimization module for optimizing a target item's exposure to trade off steering performance and the neighbors' experience by greedy search. We conduct extensive semi-simulation experiments based on three real-world datasets, validating the steering effectiveness of NIRec.

CCS Concepts

• Information systems → Recommender systems.

Permission to make digital or hard copies of all or part of this work for personal or classroom use is granted without fee provided that copies are not made or distributed for profit or commercial advantage and that copies bear this notice and the full citation on the first page. Copyrights for components of this work owned by others than the author(s) must be honored. Abstracting with credit is permitted. To copy otherwise, or republish, to post on servers or to redistribute to lists, requires prior specific permission and/or a fee. Request permissions from permissions@acm.org.

Conference acronym 'XX, June 03–05, 2018, Woodstock, NY

© 2018 Copyright held by the owner/author(s). Publication rights licensed to ACM.

ACM ISBN 978-1-4503-XXXX-X/18/06

<https://doi.org/XXXXXXX.XXXXXXX>

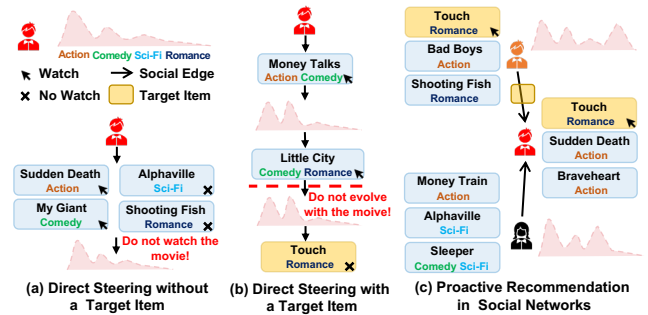


Figure 1: Steering Recommendation. (a) The target user does not watch *Shooting Fish* exposed to him/her directly. (b) The target user watches *Little City* but the interests do not evolve with the item. (c) The target item is exposed to the target user's neighbors with the corresponding interests, leading to a successful steer.

Keywords

Proactive Recommendation, Causal Recommendation, Causal Inference under Network Interference

ACM Reference Format:

Hang Pan, Shuxian Bi, Wenjie Wang, Haoxuan Li, Peng Wu, Fuli Feng, and Xiangnan He. 2018. Proactive Recommendation in Social Networks: Steering User Interest via Neighbor Influence. In *Proceedings of Make sure to enter the correct conference title from your rights confirmation email (Conference acronym 'XX)*. ACM, New York, NY, USA, 12 pages. <https://doi.org/XXXXXXX.XXXXXXX>

1 INTRODUCTION

Recommender systems are widely used in various fields such as social media [41], content sharing [8, 42], and e-commerce [34]. A *de facto* paradigm of recommender models is to learn users' interests from their historical feedback for personalized recommendation [10]. However, reinforcing historical interests leads to filter bubbles, restricting users' exposure to diverse viewpoints and exacerbating issues like opinion polarization [9, 32]. Therefore, it is crucial to

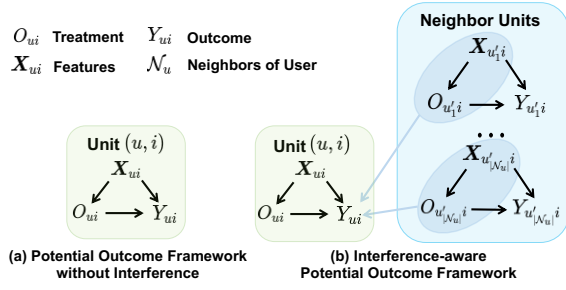


Figure 2: Causal Graphs. (a) The outcome of the unit is only influenced by its features and treatment. (b) The unit’s outcome is influenced by the neighbors’ features and treatments.

build proactive recommendation that steer users beyond their historical interests.

Existing studies on proactive recommendation directly adjust the exposed items to target users to steer user interests, roughly falling into two research lines: steering without a target item [3, 5, 32, 38] and steering with a target item [2, 45]. The former line directly exposes diverse items to target users to broaden users’ horizons beyond historical interests [3, 5, 32, 38]. However, they overlook users’ willingness to interact with those items, potentially leading to failure in interest steering (see Figure 1 (a)). The latter line proactively steers a target user to interact with a target item by progressively exposing a sequence of carefully chosen items to the target user, gradually bridging the target user’s current interests with the target item [2, 45]. However, crafting such a sequence is significantly challenging, since it might not align perfectly with the user’s interest evolution (see Figure 1 (b)). Misjudging the trajectory of the user’s interest evolution could lead to inappropriate recommendations and detrimentally affect the user’s experience.

To avoid the problems of directly steering, we introduce a new task named *Proactive Recommendation in Social Networks (PRSN)* – adjusting a target item’s exposure to target users’ neighbors to steer their interests indirectly, given users’ feedback on a target item is influenced by their neighbors on a social network [1, 17]. An illustration is shown in Figure 1 (c), a target user without interest in romance movies is nudged to watch *Touch* by the user’s neighbors who enjoy this romance movie. PRSN adjusts a target item’s exposure to the neighbors with two objectives: (1) improving interaction probability between target users and the target item, and (2) limiting the damage to the neighbors’ experience. The main consideration for the second objective is the potential compromise of neighbors’ experience when increasing the target item’s exposure. For instance, to pursue steering, the target item might displace another item that better aligns with the neighbors’ interests.

To achieve the objectives, the key lies in answering an interventional question: *what would a target user’s feedback be on a target item if the item is exposed to the user’s different neighbors?* To answer this question, we resort to causal inference to estimate the potential outcomes under network interference [22, 23, 25]. However, the traditional potential outcome framework for recommendation typically assumes no interference across units, where each unit is a user-item pair (u, i) . As shown in Figure 2(a), the outcome Y_{ui} of whether

user u interacts with item i is only influenced by the treatment of whether exposing item i to user u and the features of the unit. To model the influence of the neighbors on target users, we relax the no-interference assumption in Figure 2(b) and estimate target users’ potential feedback on a target item interfered by the target item’s exposure to users’ neighbors. The new causal paths from the neighbor units’ treatments and features to Y_{ui} indicate that the effects of neighbor units spill over to the target unit in social networks, interfering with the outcome of the target unit. This interference-aware potential framework shows that the essence of achieving PRSN lies in: (1) estimating interference-aware potential outcomes for each unit; and (2) assigning treatment values of the neighbor user-item units to improve the probabilities of positive potential outcome of target user-item unit while preventing the damage to the neighbors’ experience, as guided by the estimated potential outcomes.

To this end, we propose a **Neighbor Interference Recommendation (NIRec)** framework, which consists of two key modules: (1) an interference representation-based estimation module; and (2) a post-learning-based optimization module. The interference representation-based estimation module integrates a unit’s individual representation with its neighbor units’ interference representations to obtain the interference-aware potential outcome. The unit’s individual representation captures the user’s individual interests regarding the item. Meanwhile, the interference representations measure the interference effects of neighbor units on the target unit. NIRec obtains interference representations by aggregating the neighbor units’ treatments and individual representations by masked graph convolution with attention. Given the well-trained estimation module and a pre-designed user experience cost function, the post-learning-based module greedily searches the values of neighbors’ treatments to jointly maximize the positive potential outcomes probabilities of target units and minimize the decrease of the expected ratings of the neighbors. We conduct extensive semi-simulation experiments on real-world datasets with in-depth analysis under various settings (e.g., various target users and target items), validating the steering effectiveness of NIRec.

The main contributions of this paper are as follows:

- We first propose a novel PRSN task, which adjusts a target item’s exposure to target users’ neighbors to indirectly steer target users’ interests. This task emphasizes the significance of leveraging neighbors in social networks to expand users’ interests.
- We design NIRec to achieve PRSN, which leverages an interference representation-based estimation module to estimate interference-aware potential outcomes and a post-learning-based optimization module to optimize treatment values to trade off steering performance and the experience of target users’ neighbors.
- We conduct substantial semi-simulation experiments on real-world datasets, verifying the effectiveness of NIRec.

2 TASK FORMALIZATION

In this section, we present traditional recommendation from the view of causal inference without interference. Then we introduce PRSN and formalize PRSN’s objectives from the perspective of causal inference under network interference.

2.1 A Causal View of Traditional Recommendation

We have a classic causal graph as shown in Figure 2(a), which depicts causal relations among different variables in recommendation. u and i are a user and an item in user set \mathcal{U} and item set \mathcal{I} , respectively. User-item pair (u, i) is regarded as a unit. The exposure treatment of unit (u, i) indicates whether item i is exposed to user u , which is a binary random variable denoted as O_{ui} . In particular, if item i is exposed to user u , $O_{ui} = 1$; otherwise $O_{ui} = 0$. The feature vector of unit (u, i) contains features of user u and item i , such as user ID and item ID, which is denoted as X_{ui} . For unit (u, i) , binary potential outcome $Y_{ui}(O = o)$ refers to user u 's potential feedback (e.g., click) on item i given treatment values of o , where O is a treatment vector containing treatments of all units. Under the no-interference assumption that potential outcomes of a unit are not influenced by treatments of other units, we obtain the widely studied potential outcome $Y_{ui}(O_{ui} = 1)$ for unit (u, i) in recommendation.

In the factual world, we can only observe one potential outcome of unit (u, i) under one treatment value, which is called the outcome of unit (u, i) and denoted as Y_{ui} . For example, if unit (u, i) was assigned with a treatment value of $O_{ui} = 0$, potential outcome $Y_{ui}(O_{ui} = 1)$ cannot be observed. Correspondingly, the observed feedback data in the factual world is denoted as $\mathcal{D} = \{x_{ui}, o_{ui}, y_{ui} | o_{ui} = 1, u \in \mathcal{U}, i \in \mathcal{I}\}$. The objective of traditional recommendation is to: (1) estimate the probability of positive potential outcome $P(Y_{ui}(O_{ui} = 1) = 1 | X_{ui} = x_{ui})$ for each unit by the observed feedback data; and (2) recommend items with the highest probabilities to cater users.

2.2 Formalization of PRSN with Causal Inference Under Network Interference

Considering that users' feedback on a target item is influenced by their neighbors in social networks [1, 17], we believe that the interests of a user's neighbors in the exposed items can be propagated through social networks. Therefore, we propose PRSN, which indirectly nudges target users to interact with a target item by adjusting this item's exposure to the social neighbors of target users. Given that increasing the target item's exposure may damage the neighbors' experience, PRSN has two objectives: (1) improving the interaction probability between the target users and the target item; and (2) limiting the damage to the neighbors' experience. The key to PRSN is to answer an interventional question: *what would a target user's feedback on a target item be if the item is exposed to the user's different neighbors?* To answer this question, we resort to causal inference under network interference [22, 23, 25].

Let $\mathcal{S} = \{(u, u') | u \in \mathcal{U}, u' \in \mathcal{U}, s_{uu'} = 1\}$ denote a directed social network, where $s_{uu'} = 1$ indicates that user u trusts user u' . We define user u 's neighbors as the users connected with user u in social network \mathcal{S} , denoted as $\mathcal{N}_u = \{u' | s_{uu'} = 1, u' \in \mathcal{U}\}$. Similarly, we define the neighbor units of unit (u, i) as the user-item pairs composed of the neighbors of user u and item i , which is denoted as $(\mathcal{N}_u, i) = \{(u', i) | u' \in \mathcal{N}_u\}$. Treatments of unit (u, i) 's neighbor units are denoted as $\mathbf{O}_{\mathcal{N}_u i} = [O_{u'_1 i}, O_{u'_2 i}, \dots, O_{u'_{|\mathcal{N}_u|} i}]^T$. Furthermore, $\mathcal{U}^* \in \mathcal{U}$ and $i^* \in \mathcal{I}$ are target users and a target item, respectively. \mathcal{U}^* 's neighbors are users connected to them in the social network while excluding those who belong to \mathcal{U}^* , which is

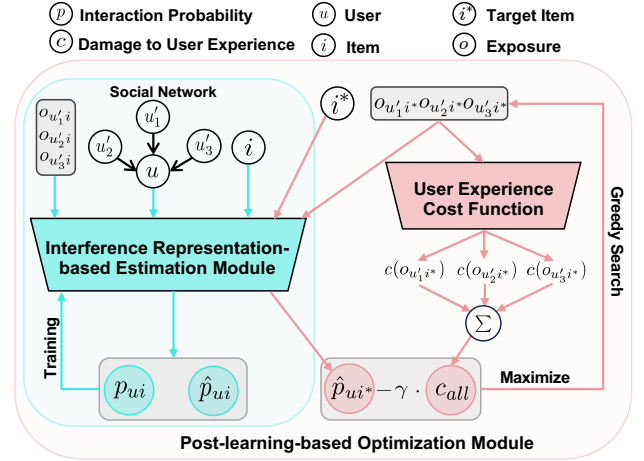


Figure 3: NIREc. Initially, train an interference representation-based estimation module for potential outcome estimation. Then, optimize the exposure of the target item to the user's neighbor, given the well-trained estimation module and a pre-designed cost function.

denoted as $\mathcal{N}_{\mathcal{U}^*} = \{u' | s_{uu'} = 1, u \in \mathcal{U}^*, u' \notin \mathcal{U}^*\}$. With the presence of neighbor influence in social networks, it is necessary to be aware of two types of new causal paths related to network interference (see Figure 2(b)). In particular, $X_{u' i}, O_{u' i} \rightarrow Y_{ui}$ depicts that the effect of neighbor (u', i) 's treatment $O_{u' i}$ and features $X_{u' i}$ spills over to unit (u, i) , interfering with unit (u, i) 's outcome Y_{ui} . It relaxes the no-interference assumption of traditional causal recommendation.

Considering interference, we have $Y_{ui}(O) = Y_{ui}(O_{ui}, \mathbf{O}_{\mathcal{N}_u i})$. Correspondingly, the potential outcome of unit (u, i) under a treatment value of $O_{ui} = 1$ can be converted as $Y_{ui}(O_{ui} = 1, \mathbf{O}_{\mathcal{N}_u i})$. Under such a formulation, we formalize PRSN as the following two points:

- Estimating the probability of a positive potential outcome under varying interference (i.e., $\mathbf{O}_{\mathcal{N}_u i}$) for each unit:

$$P(Y_{ui}(O_{ui} = 1, \mathbf{O}_{\mathcal{N}_u i} = \mathbf{o}_{\mathcal{N}_u i}) = 1 | X_{ui}), \quad (1)$$

which answers the interventional question.

- Optimizing $\mathbf{o}_{\mathcal{N}_{\mathcal{U}^*} i^*}$ to trade off the sum of probabilities of positive potential outcomes of target units $\sum_{u^* \in \mathcal{U}^*} P(Y_{u^* i^*}(O_{u^* i^*} = 1, \mathbf{O}_{\mathcal{N}_{\mathcal{U}^*} i^*} = \mathbf{o}_{\mathcal{N}_{\mathcal{U}^*} i^*}) = 1 | X_{u^* i^*} = x_{u^* i^*})$ and the damage to the neighbors $\sum_{u' \in \mathcal{N}_{\mathcal{U}^*}} c(o_{u' i^*})$. Here $c(o_{u' i^*})$ is a cost function measuring the damage of $o_{u' i^*}$ to neighbor u' through the decrease in u' expected rating, with further details provided in Section 3.3.

3 METHOD

In this section, we introduce NIREc as shown in Figure 3, which consists of an interference representation-based potential outcome estimation module and a post-learning-based treatment values optimization module to achieve PRSN.

3.1 Identification

We identify interference-aware potential outcomes with standard assumptions in the causal inference literature [22, 23, 25].

ASSUMPTION 1. *There exists an interference representation function $\phi(\cdot)$ sufficiently capturing information of (u,i) 's neighbor's treatment values $\mathbf{o}_{N_{ui}}$ and features $\mathbf{X}_{N_{ui}}$. If $\phi(\cdot)$ is determined, (u,i) 's potential outcome is determined. Formally, for any (u,i) , $\mathbf{o}_{N_{ui}}^1, \mathbf{o}_{N_{ui}}^2, \mathbf{X}_{N_{ui}}^1$, and $\mathbf{X}_{N_{ui}}^2$, if $\phi(\mathbf{o}_{N_{ui}}^1, \mathbf{X}_{N_{ui}}^1) = \phi(\mathbf{o}_{N_{ui}}^2, \mathbf{X}_{N_{ui}}^2)$, we have:*

$$Y_{ui}(O_{ui}=1, \mathbf{O}_{N_{ui}} = \mathbf{o}_{N_{ui}}^1) = Y_{ui}(O_{ui}=1, \mathbf{O}_{N_{ui}} = \mathbf{o}_{N_{ui}}^2). \quad (2)$$

In other words, given $\mathbf{g}_{ui} = \phi(\mathbf{o}_{N_{ui}}, \mathbf{X}_{N_{ui}})$, we have:

$$Y_{ui}(O_{ui}=1, \mathbf{O}_{N_{ui}} = \mathbf{o}_{N_{ui}}) = Y_{ui}(O_{ui}=1, \mathbf{G}_{ui} = \mathbf{g}_{ui}). \quad (3)$$

ASSUMPTION 2. *Given the unit's features, the potential outcomes are independent of its own treatment and the interference representation. Formally, we have:*

$$Y_{ui}(O_{ui}=1, \mathbf{G}_{ui} = \mathbf{g}_{ui}) \perp (O_{ui}, \mathbf{G}_{ui}) \mid \mathbf{X}_{ui}. \quad (4)$$

ASSUMPTION 3. *The potential outcome of a unit under a specific treatment value and a specific interference representation is the same as the observed outcome when that unit receives that treatment value and interference representation. Formally, if $O_{ui}=1$ and $\mathbf{G}_{ui} = \mathbf{g}_{ui}$, we have:*

$$Y_{ui} = Y_{ui}(O_{ui}=1, \mathbf{G}_{ui} = \mathbf{g}_{ui}). \quad (5)$$

According to the assumptions, the identification of $P(Y_{ui}(O_{ui}=1, \mathbf{O}_{N_{ui}} = \mathbf{o}_{N_{ui}}) = 1 \mid \mathbf{X}_{ui} = \mathbf{x}_{ui})$ can be proved as follows:

$$\begin{aligned} & P(Y_{ui}(O_{ui}=1, \mathbf{O}_{N_{ui}} = \mathbf{o}_{N_{ui}}) = 1 \mid \mathbf{X}_{ui} = \mathbf{x}_{ui}) \\ & \stackrel{a}{=} P(Y_{ui}(O_{ui}=1, \mathbf{G}_{ui} = \mathbf{g}_{ui}) = 1 \mid \mathbf{X}_{ui} = \mathbf{x}_{ui}) \\ & \stackrel{b}{=} P(Y_{ui}(O_{ui}=1, \mathbf{G}_{ui} = \mathbf{g}_{ui}) = 1 \mid \mathbf{X}_{ui} = \mathbf{x}_{ui}, O_{ui}=1, \mathbf{G}_{ui} = \mathbf{g}_{ui}) \\ & \stackrel{c}{=} P(Y_{ui}=1 \mid \mathbf{X}_{ui} = \mathbf{x}_{ui}, O_{ui}=1, \mathbf{G}_{ui} = \mathbf{g}_{ui}). \end{aligned} \quad (6)$$

Equations (a), (b), and (c) are based on Assumptions 1, 2, and 3, respectively. It is worth noting that the three standard assumptions commonly employed in causal inference are equally applicable in recommendation. Assumption 1 benefits significantly from the strong representational capabilities of graph convolution in recommendation [12], which can be adapted to capture information regarding the neighbors' features and the exposure of the item to the neighbors. Assumptions 2 and 3 are adaptations of conventional assumptions in the traditional causal recommendation [21, 36], tailored to account for the presence of interference.

3.2 Interference Representation-based Estimation Module

We propose an interference representation-based estimation module consisting of a masked graph convolution with attention. The interference representation-based estimation module first models unit (u,i) 's individual representation to capture user u 's individual interests regarding item i as follows:

$$\mathbf{e}_{ui} = \mathbf{e}_u \odot \mathbf{e}_i, \quad (7)$$

where \mathbf{e}_u and \mathbf{e}_i are learnable embeddings for user u and item i , respectively, which can be modeled by previous recommender models such as Matrix Factorization (MF) [16] and LightGCN [12].

In social networks, when u 's neighbor u' is exposed to item i , u' may be inclined to share their interests $\mathbf{e}_{u'i}$ with u . Moreover, the social closeness between different neighbors and a user is not uniform resulting in differing degrees of influence on the user's interests

in the item. Therefore, the interference representation-based estimation module aggregates unit (u,i) 's neighbors' treatment values $\mathbf{o}_{N_{ui}}$ and user u 's neighbors' individual interests in item i as follows:

$$\mathbf{g}_{ui} = \mathbf{W} \sum_{u' \in N_{ui}} \mathbf{o}_{u'i} a_{uu'} \mathbf{e}_{u'i}, \quad (8)$$

where \mathbf{W} is a learnable matrix and $a_{uu'}$ is the attention weight between user u and u 's neighbor u' . The attention captures the importance of the social edge between user u and u 's neighbor u' w.r.t. user u 's feedback:

$$a_{uu'} = \frac{\mathbf{w}^\top [\mathbf{e}_u \parallel \mathbf{e}_{u'}]}{\sum_{u'' \in N_u} \mathbf{w}^\top [\mathbf{e}_u \parallel \mathbf{e}_{u''}]}, \quad (9)$$

where \mathbf{w} is a learnable weight vector and $[\cdot \parallel \cdot]$ denotes the concatenation of two vectors.

Concatenating unit (u,i) 's individual representation and interference representation as $[\mathbf{e}_{ui} \parallel \mathbf{g}_{ui}]$, we can capture user's u 's final inclination towards interacting with the item i . Any classifier can be used to model the interference potential outcome of unit (u,i) (e.g., a linear classifier). In this work, we follow MF and model $P(Y_{ui}(O_{ui}=1, \mathbf{O}_{N_{ui}} = \mathbf{o}_{N_{ui}}) = 1 \mid \mathbf{X}_{ui} = \mathbf{x}_{ui})$ as:

$$\sigma(\mathbf{1}^\top [\mathbf{e}_{ui} \parallel \mathbf{g}_{ui}]), \quad (10)$$

where $\mathbf{1}$ is a vector where each element's value is 1 and $\sigma(\cdot)$ is the sigmoid function. In estimating interference-aware potential outcome, we can specify item i 's exposure $\mathbf{o}_{N_{ui}}$ to user u 's neighbors by observed data \mathcal{D} . The modeled interference-aware potential outcomes is denoted as \hat{p}_{ui} . We optimize the above learnable parameters by minimizing the following loss:

$$\frac{1}{|\mathcal{D}|} \sum_{(\mathbf{x}_{ui}, \mathbf{o}_{ui}, y_{ui}) \in \mathcal{D}} l(\hat{p}_{ui}, y_{ui}), \quad (11)$$

where $l(\cdot, \cdot)$ is the cross-entropy loss.

3.3 Post-Learning-based Optimization Module

We propose a post-learning-based optimization module to achieve the second point in Section 2.2, which consists of: (1) estimating the sum of probabilities of positive potential outcomes of target units under interference; (2) designing a cost function to measure the damage to the neighbors resulting from the target item's exposure; and (3) optimizing the treatment values of the neighbors to trade off steering performance and the damage to the neighbors.

3.3.1 Estimation for target units. Given the well-trained interference representation-based estimation module, we can estimate the sum of probabilities of positive potential outcomes of target units under interference $\sum_{u^* \in \mathcal{U}^*} P(Y_{u^*i^*}(O_{u^*i^*} = 1, \mathbf{O}_{N_{u^*i^*}} = \mathbf{o}_{N_{u^*i^*}}) = 1 \mid \mathbf{X}_{u^*i^*} = \mathbf{x}_{u^*i^*})$. Although $Y_{u^*i^*}(O_{u^*i^*} = 1, \mathbf{O}_{N_{u^*i^*}} = \mathbf{o}_{N_{u^*i^*}})$ contains treatment values of units other than unit (u^*, i^*) and its neighbor units, we can also use the estimation module, because we have $Y_{u^*i^*}(O) = Y_{u^*i^*}(O_{u^*i^*}, \mathbf{O}_{N_{u^*i^*}})$.

3.3.2 Design of cost function. We utilize an existing recommender model as the user experience model¹ and based on this, we design a cost function. The cost function measures the damage to a neighbor by measuring the decrease in the sum of ratings for items in the

¹In practice, we train a LightGCN [12], a representative recommender model, as a user experience model, since we currently lack access to the recommendation platforms' proprietary recommender models designed for user experience.

adjusted recommendation list from NIREC compared to the sum of ratings in the original recommendation list from the user experience model, both ratings as assigned by the user experience model. In particular, given the user experience model, we obtain: (1) an item list with the top k highest ratings to neighbor u' ; and (2) an exposure treatment value $o_{u'i^*}^{ex}$, indicating that whether i^* is in the top k list ($o_{u'i^*}^{ex} = 1$) or not ($o_{u'i^*}^{ex} = 0$). From the user experience model's perspective, if we replace an item in the top k item list, it will damage u' 's experience. Therefore, we design cost function $c(\cdot)$ as follows:

- If NIREC does not expose item i^* to neighbor u' , but the user experience model does, we need to choose another item to replace target item i^* in the top k items list. The resulting decrease of the rating indicates the damage to u' 's experience. Formally, if $o_{u'i^*} = 0$ and $o_{u'i^*}^{ex} = 1$, we have $c(o_{u'i^*}) = \min_i r_{u'i^*}^{ex} - r_{u'i^*}^{ex}$. The replacement is the $k+1$ -th highest-rated item of the user experience model for u' .
- If NIREC exposes item i^* to neighbor u' , but the user experience model does not, we need to replace an item in the top k item list with i^* . The rating decrease also indicates the damage to u' 's experience. Formally, if $o_{u'i^*} = 1$ and $o_{u'i^*}^{ex} = 0$, we have $c(o_{u'i^*}) = \min_i r_{u'i^*}^{ex} - r_{u'i^*}^{ex}$. The replacement is the k -th item in the top k list.
- If both NIREC and the user experience model expose target item i^* to neighbor u' , or if neither exposes it, there is no damage to neighbor u' 's experience. Formally, if $o_{u'i^*} = o_{u'i^*}^{ex}$, we have $c(o_{u'i^*}) = 0$.

3.3.3 Treatment values optimization. We trade off the improvement of steering performance and the damage to their neighbors. This is achieved by maximizing a bi-objective function over $\mathbf{o}_{\mathcal{N}_{u^*i^*}}$. The two-objective function is defined as:

$$\begin{aligned} & \sum_{u^* \in \mathcal{U}^*} P(Y_{u^*i^*}(\mathbf{O}_{\mathcal{N}_{u^*i^*}} = \mathbf{1}, \mathbf{O}_{\mathcal{N}_{u^*i^*}} = \mathbf{o}_{\mathcal{N}_{u^*i^*}}) = 1 | X_{u^*i^*} = \mathbf{x}_{u^*i^*}) \\ & - \gamma \sum_{u' \in \mathcal{N}_{u^*i^*}} c(o_{u'i^*}). \end{aligned} \quad (12)$$

To efficiently solve this NP-hard maximization problem, we use a greedy search algorithm. Initially, we set $\mathbf{O}_{\mathcal{N}_{u^*i^*}} = \mathbf{o}_{\mathcal{N}_{u^*i^*}}^{ex}$. Then, we iteratively identify and reassign the element within the vector $\mathbf{o}_{\mathcal{N}_{u^*i^*}}$ that yields the maximal increase in the value of the objective function (12). This process is repeated until the objective function's value plateaus, indicating that no further gains can be achieved. Once an element in the $\mathbf{O}_{\mathcal{N}_{u^*i^*}}$ is reassigned, it is excluded from further consideration in subsequent iterations.

By incrementally adjusting the trade-off coefficient γ within a pre-defined range using a set step size, we can obtain solutions reflecting different trade-offs. The final solution can be selected to align with the specific requirements. For example, under a given constraint on the damage to the neighbors, we can choose the solution with the highest potential outcome for superior user interest steering.

4 EXPERIMENT SETUP

Since no offline datasets provide users' feedback under varying neighbor interference, we propose a framework for user feedback simulation. It is noteworthy that semi-simulation is a viable and commonly practiced experimental method for recommendation tasks in the interactive evaluation settings [8, 9, 27, 28, 45]. Following the user feedback simulation, we present how to select target users and

Table 1: The Statistics of Ciao, Epinions, Filmtrust.

Dataset	Ciao	Epinions	Filmtrust
#Users	2,541	12,168	1,208
#Items	3,019	11,283	406
#Interactions	71,670	352,598	31,668
#Social Edges	48,282	123,187	1,270
Edge Density	0.748%	0.083%	0.087%
#Influential User-Item Pairs	179,727	55,029	13,992

items for PRSN. Finally, we design evaluation metrics and baselines to reveal the effectiveness of NIREC for PRSN.

4.1 Real-World Datasets

We use two product review datasets, Ciao and Epinions [30, 31], as well as a movie review dataset Filmtrust [11], for simulating users' feedback under varying neighbor interference, which results in three user feedback simulations. These datasets contain user IDs, item IDs, ratings (from 1 to 5), and a directed social network with trust relations. We use the 10-core setting for Ciao and Epinions and the 5-core setting² for Filmtrust. The statistics of the datasets are shown in Table 1.

4.2 User Feedback Simulation

We design three user feedback simulations based on the above three real-world datasets and name them as Sim Ciao, Sim Epinions, and Sim Filmtrust, respectively.

4.2.1 Representation Simulation. We simulate representations for both users and items to generate user feedback under neighbor interference. To this end, we train an MF model using the observed ratings to predict and complete missing ratings in the user-item matrix. However, the model always falls into overestimation on missing ratings [26]. To this end, we follow [6] to align the distribution of the ratings in the completed matrix with that of ratings in the random exposure dataset (e.g., Yahoo!R3 [24]), thereby enhancing the reliability of our simulations. Thereafter, we use all ratings to train a new MF model to obtain our simulated user representation $\mathbf{E}_{\mathcal{U}}^*$ and item representation $\mathbf{E}_{\mathcal{I}}^*$.

4.2.2 User Feedback Generation Function. According to standard potential outcome simulation in causal inference [22, 23], we design a user feedback generation function considering neighbor interference as follows:

$$\sigma(\eta(\mathbf{e}_u, \mathbf{e}_i) + \beta \Delta(\mathbf{E}_{\mathcal{N}_u}, \mathbf{e}_u, \mathbf{e}_i, \mathbf{o}_{\mathcal{N}_{ui}})). \quad (13)$$

Here $\eta(\mathbf{e}_u, \mathbf{e}_i)$ is user u 's individual interests in interacting with item i and shorted as η_{ui} for brevity. $\Delta(\mathbf{E}_{\mathcal{N}_u}, \mathbf{e}_u, \mathbf{e}_i, \mathbf{o}_{\mathcal{N}_{ui}})$ is the neighbors' interference effect and shorted as Δ_{ui} . β is the coefficient that controls the strength of the interference. In particular, we design η_{ui} and Δ_{ui} under a linear setting:

$$\begin{aligned} \eta_{ui} &= \mathbf{e}_u \cdot \mathbf{e}_i - 3, \\ \Delta_{ui} &= \frac{1}{\sqrt{|\mathcal{N}_u|}} \sum_{u' \in \mathcal{N}_u} o_{u'i} \sigma(\mathbf{e}_u \cdot \mathbf{e}_{u'}) \eta_{u'i}. \end{aligned} \quad (14)$$

²The number of items in Filmtrust is on the order of 100, which is relatively small.

Here, we consider a user to like an item if the corresponding rating is above 3; otherwise, the user is considered to dislike the item, given that the range of ratings fitted by MF for simulation is from 1 to 5. If the user's neighbor's rating of the item is higher than 3, the influence on the user is positive; otherwise, it is negative. Given $\mathbf{E}_{\mathcal{U}}^*$ and $\mathbf{E}_{\mathcal{I}}^*$, we set the positive potential outcome probability of unit (u, i) as $\sigma\left(\eta(\mathbf{e}_u^*, \mathbf{e}_i^*) + \beta\Delta\left(\mathbf{E}_{\mathcal{N}_u}^*, \mathbf{e}_u^*, \mathbf{e}_i^*, \mathbf{o}_{\mathcal{N}_u i}\right)\right)$.

4.2.3 Semi-Synthetic Datasets. We generate synthetic datasets with user feedback to train our interference representation-based estimation module as existing work [6]. We adjust the propensity for observing the feedback to ensure that the generated data aligns as closely as possible with the characteristics of real-world data.

The propensity for observing the feedback in the factual world has three characteristics: (1) the propensity is highly related to the user's individual interests; (2) the propensity has randomness; (3) the propensities *w.r.t.* two user-item pairs connected on a social network are related. Therefore, we set the propensity for observing the feedback as $\alpha_1 p_1 + \alpha_2 p_2 + \alpha_3 p_3$, where p_1 , p_2 , and p_3 are the propensity *w.r.t.* the user's individual interests, randomness, and the number of the interfered user-item pairs (*i.e.*, connected user-item pairs that both feedback is observed $\sum_{(u,i) \in \mathcal{D}} |\{(u', i) | u' \in \mathcal{N}_u, (u', i) \in \mathcal{D}\}|$), respectively. α_1 , α_2 , α_3 , p_1 , p_2 , and p_3 are constrained to $0 \leq \alpha_1, \alpha_2, \alpha_3, p_1, p_2, p_3 \leq 1$ and $\alpha_1 + \alpha_2 + \alpha_3 = 1$. We adjust $|\mathcal{D}|$ and α_3 to ensure the semi-synthetic dataset matches the real-world dataset in terms of the number of observed user-item pairs with feedback and the number of the interfered user-item pairs.

4.3 Target Users and Target Items Selection

We determine the target users and target items for the PRSN task based on the following rules:

The selection criteria for target user groups are as follows: (1) each user in the target group must have at least one neighbor who is interested in the target item, providing an opportunity for the target user to be steered by their neighbors³; and (2) individual interest regarding the target item of the user in the group is below a threshold $t \leq 1$, *i.e.*, $\eta_{u^* i^*} \leq t$, indicating the user is not very interested in the target item and can be steered. **The selection criteria for a target item** is straightforward: once a target item is chosen, the number of qualified target users must exceed a predetermined size. For example, suppose the predetermined size of a target user group is 50, there must be a minimum of 50 users in the entire user set who meet the criteria of target users for the target item.

In practice, we select 1,000 target items and then select a predetermined size of target user group for each target item⁴. We conduct experiments on the aforementioned target user groups and items in turn and average the experiment results to ensure the reliability and effectiveness of our conclusions. The above selection process is implemented by rejecting sampling without replacement. Taking the selection of a target item as an example, we randomly sample an item in the entire item set and determine whether to reject the item according to the criterion for selecting a target item.

³PRSN assumes that a user cannot be steered to interact with a target item if none of this user's neighbors like it.

⁴For FilmTrust with items fewer than 1,000, we choose all possible target items.

4.4 Evaluation Metrics

We design two metrics to evaluate model performance for PRSN.

- **Improvement of Interaction Probability (IoIP)** measures the improvement in interaction probability following steering, compared to the interaction probability *w.r.t.* the user's individual interests. Formally, we have:

$$\text{IoIP} \triangleq \frac{1}{|\mathcal{U}^*|} \sum_{u^* \in \mathcal{U}^*} \frac{\sigma(\eta_{u^* i^*} + \beta\Delta_{u^* i^*}) - \sigma(\eta_{u^* i^*})}{\sigma(\eta_{u^* i^*})}. \quad (15)$$

A higher IoIP means better steering performance.

- **Damage to Neighbors' Experience (DtNE)** measures the damage to the neighbors' experience resulting from adjusting the target item's exposure to them. Formally, we have:

$$\text{DtNE} \triangleq \sum_{u' \in \mathcal{N}_{u^*}} c(o_{u' i^*}). \quad (16)$$

A smaller DtNE means a better user experience from the perspective of the selected user experience model.

4.5 Baselines

Existing recommender models are not suitable for PRSN as they do not model the effect of the target item's exposure to the target user's neighbors on the target user's feedback. Therefore, we propose two heuristic strategies to adapt existing recommender models for PRSN as follows:

- **Direct.** Expose the target item to the target users' neighbors who like the item by maximizing the following objective over $\mathbf{o}_{\mathcal{N}_{u^* i^*}}$:

$$\sum_{u' \in \mathcal{N}_{u^*}} o_{u' i^*} \left(\sigma(\mathbf{e}_{u'}^b \cdot \mathbf{e}_{i^*}^b) - 0.5 \right) - \gamma \sum_{u' \in \mathcal{N}_{u^*}} c(o_{u' i^*}), \quad (17)$$

where \mathbf{e}_u^b and \mathbf{e}_i^b are the selected recommender model's user representation and item representation, respectively. **This strategy has the same direction of neighbor influence as the simulated user feedback generalization function 13 and 14. For items that are liked, neighbors will have a positive effect on the target user, and vice versa, a negative effect.**

- **Sim.** Leveraging simulated user feedback generalization function 13 and 14 and maximize it over $\mathbf{o}_{\mathcal{N}_{u^* i^*}}$ as follows:

$$\sum_{u^* \in \mathcal{U}^*} \sigma\left(\eta\left(\mathbf{e}_{u^*}^b, \mathbf{e}_{i^*}^b\right) + \beta\Delta\left(\mathbf{E}_{\mathcal{N}_{u^*}}^b, \mathbf{e}_{u^*}^b, \mathbf{e}_{i^*}^b, \mathbf{o}_{\mathcal{N}_{u^* i^*}}\right)\right) - \gamma \sum_{u^* \in \mathcal{U}^*} c(o_{u^* i^*}), \quad (18)$$

where $\mathbf{E}_{\mathcal{N}_{u^*}}^b$ is user representation matrix for \mathcal{N}_{u^*} . **This strategy has a consistent assumption of neighbor influence with the simulated user feedback generalization function 13 and 14.**

Accordingly, we design 6 baselines based on MF, LightGCN[12], and DiffNet [35], which are Direct MF, Sim MF, Direct LightGCN, Sim LightGCN, Direct DiffNet, and Sim DiffNet. MF is the most classic and fundamental model in recommendation, which can be viewed as a variant of NIFRec removing the aggregation of the item's exposure to the user's neighbors and the neighbors' features. LightGCN is a representative model for graph-based recommendation. DiffNet is the representative model that aggregates the features of the user's neighbors, which can be viewed as a variant of NeS-Rec removing the aggregation of the item's exposure to the user's neighbors. **Note social recommendation methods like DiffNet**

leverage information from social networks to better align recommendations with users' interests. However, they fail to steer target users beyond their historical interest because they neglect the effect of exposing an item to neighbors on a user (rely on no-interference assumption).

5 EXPERIMENTS

In this section, we conduct experiments to answer the following research questions:

- **RQ1:** Does NIREc effectively improve the interaction probability between the target user group and the target item?
- **RQ2:** How does neighbor interference strength coefficient β influence steering performance?
- **RQ3:** How does individual interest threshold t influence steering performance?
- **RQ4:** Can we adjust the target user group to better steer a subset of those users?

To reveal the ideal results, we view the user feedback generation function with simulated representation as a method for PRSN, named Oracle. For brevity, certain experiments' results about Epinions and Filmtrust are shown in A.

5.1 Overall Performance (RQ1)

5.1.1 Steering without Damage Constraints. Table 2 shows the results of steering target user groups of different sizes to interact with the target item without damage constraints ($\gamma = 0$) given $t = 1$ and $\beta = 10$. From the table, we have the following observations:

- NIREc outperforms all baselines across all cases. This superiority underscores the effectiveness of NIREc and highlights the significance of estimating interference-aware potential outcomes—a factor overlooked by all baselines.
- Compared to DiffNet-based baselines, MF-based and LightGCN-based baselines achieve higher IoIP in Epinions and FilmTrust, which have lower social edge density (0.083% and 0.087%). DiffNet-based baselines attain higher IoIP in Ciao, featuring higher social edge density (0.748%). This finding suggests that these baselines lack consistent performance across diverse datasets, whereas NIREc demonstrates robust, generalized steering capabilities.
- With comparable IoIP, Direct-based baselines have higher DtNE than Sim-based baselines. This is because Direct-based baselines indiscriminately select all neighbors who like the target item, disregarding the fact that optimal steering requires only a subset of these neighbors. This inefficiency indicates that existing recommender models fall short of the ideal recommendation for PRSN.

5.1.2 Steering with Damage Constraints. Figure 4 shows DtNE-IoIP curves across different target user group sizes given $\beta = 10$ and $t = 1$. The group sizes are 25, 50, and 75 on Sim Filmtrust because it has fewer users. From the figure, we observe the following:

- Without proactive steering (DtNE = 0), IoIP of target user groups with sizes of 50, 75, and 100 (25, 50, and 75 on Sim Filmtrust) are negative. This occurs because the individual interests of the selected target users in the target item are below the threshold ($t \leq 1$), and some users negatively impact others. These results reveal that merely exposing the target item to the target user groups not only fails to improve the interaction probability but may also have

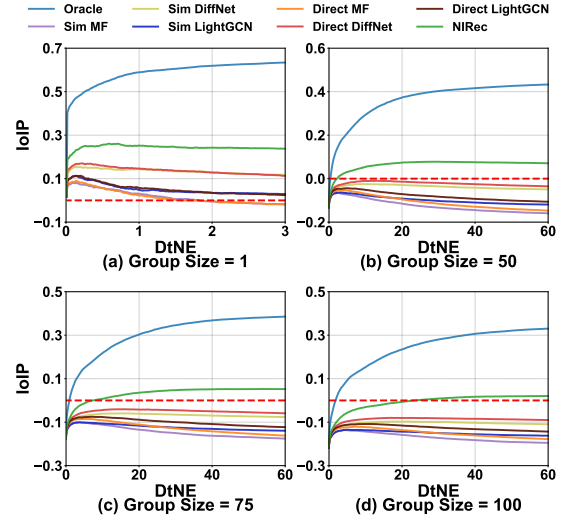


Figure 4: DtNE-IoIP curves across different target user group sizes given $\beta = 10$ and $t = 1$ on Sim Ciao.

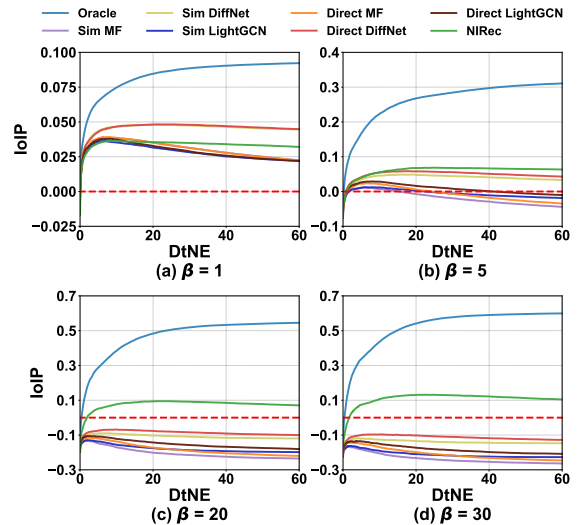


Figure 5: DtNE-IoIP curves across different interference strength given a group size of 50 and $t = 1$ on Sim Ciao.

a detrimental effect. Therefore, proactive steering is necessary given the existence of neighbor interference.

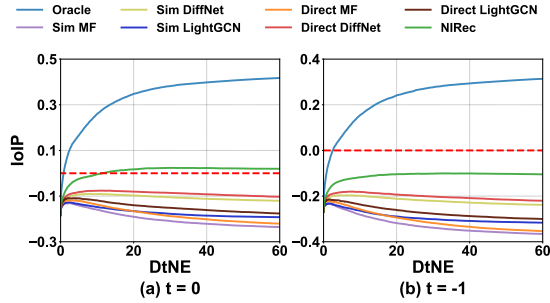
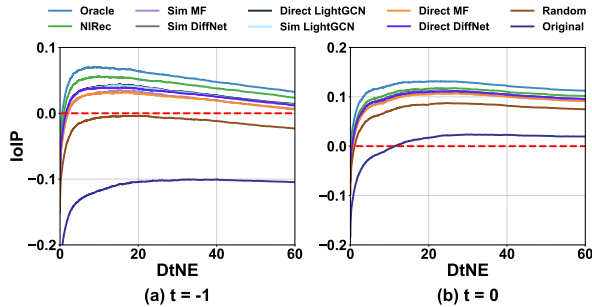
- NIREc outperforms all baselines across all damage constraints and target user group sizes. Furthermore, its IoIP is consistently higher than IoIP resulting from only directly exposing the target item to the target user group. These findings confirm the efficacy of NIREc.

5.2 In-Depth Analysis (RQ2, RQ3, RQ4)

5.2.1 Influence of Interference Strength Coefficient (RQ2). Figure 5 presents DtNE-IoIP curves across different interference strength coefficients β , given a group size of 50 and $t = 1$ on Sim Ciao. First, we observe: (1) given a suitable damage constraint, NIREc's IoIP remains

Table 2: Overall performance without damage constraints across different target user group sizes given $\beta=10$ and $t=1$. The shaded portion is Oracle's IoIP. The bold and underlined fonts indicate the highest and second-highest IoIP other than Oracle.

Simulation		Ciao Sim				Epinions Sim				Filmtrust Sim			
Group Size		1	50	75	100	1	50	75	100	1	25	50	75
IoIP	Direct MF	-0.047	-0.176	-0.198	-0.217	0.338	0.195	0.157	0.156	0.347	0.190	0.187	0.204
	Sim MF	-0.039	-0.175	-0.198	-0.218	0.344	0.197	0.159	0.157	0.346	0.190	0.187	0.204
	Direct DiffNet	0.085	-0.056	<u>-0.085</u>	<u>-0.115</u>	0.183	0.093	0.065	0.049	0.305	0.155	0.152	0.170
	Sim DiffNet	<u>0.106</u>	<u>-0.056</u>	-0.090	-0.120	0.212	0.103	0.072	0.055	0.304	0.155	0.151	0.169
	Direct LightGCN	-0.001	-0.127	-0.148	-0.170	0.362	0.208	0.174	0.172	<u>0.348</u>	<u>0.198</u>	<u>0.193</u>	<u>0.204</u>
	Sim LightGCN	0.018	-0.126	-0.151	-0.173	<u>0.376</u>	<u>0.213</u>	<u>0.178</u>	<u>0.175</u>	0.344	0.196	0.191	0.202
	NIRec	0.226	0.059	0.044	0.016	0.477	0.297	0.267	0.267	0.468	0.283	0.279	0.292
	Oracle	0.655	0.442	0.405	0.352	0.669	0.524	0.492	0.477	0.548	0.355	0.339	0.341
DtNE	Direct MF	2.7	86.7	109.0	123.4	1.8	56.9	76.5	94.7	0.6	8.9	15.3	20.6
	Sim MF	2.2	73.9	94.7	107.5	1.6	50.6	68.4	85.6	0.6	8.7	15.0	20.2
	Direct DiffNet	2.3	69.9	86.6	97.6	2.2	66.9	87.7	107.0	0.6	9.5	16.4	22.0
	Sim DiffNet	1.4	45.7	58.1	65.1	1.6	48.5	64.0	78.9	0.6	8.8	15.3	20.7
	Direct LightGCN	2.3	72.3	87.7	99.7	1.8	56.4	74.5	94.1	0.5	8.4	14.1	18.9
	Sim LightGCN	1.6	54.9	68.1	78.2	1.4	44.5	60.4	77.3	0.5	7.7	13.0	17.5
	NIRec	2.5	78.7	100.4	112.1	1.2	43.7	58.0	73.2	0.8	12.7	20.5	25.8
	Oracle	3.1	78.8	99.0	110.6	1.7	51.8	66.1	81.5	0.8	13.1	21.1	27.0

**Figure 6: DtNE-IoIP curves across individual interests threshold given a group size of 50 and $\beta=10$ on Sim Ciao.****Figure 7: NIRec's DtNE-IoIP curves w.r.t. the original target user group and the adjusted target user groups by different methods across different thresholds given a group size of 50 and $\beta=10$ on Sim Ciao.**

positive across all β values; (2) all baselines have negative IoIP at $\beta=10$ (Figure 4), $\beta=20$, and $\beta=30$; and (3) NIRec outperforms all

baselines when $\beta \neq 1$. These results validate the necessity of estimating interference-aware potential outcomes, especially in cases of high neighbor interference strength. Second, we observe that NIRec is inferior to Direct DiffNet but still has positive IoIP at $\beta=1$. The reason is that the interference strength is too weak to enable good estimations of the potential outcomes.

5.2.2 Influence of Individual Interests Threshold (RQ3). Figure 6 presents DtNE-IoIP curves across different individual interest thresholds given a group size of 50 and $\beta=10$ on Sim Ciao. From Figure 6, we make three key observations: (1) IoIP of all methods decreases as t decreases, showing the difficulty of steering the target user group comprising users who have low interests in the target item; (2) all methods, other than Oracle, exhibit very low IoIP, especially at $t=-1$, where the IoIP is negative across all damage constraints. This reveals that the negative impact produced in the target user group is too large to simultaneously steer users in the group when methods other than Oracle are not ideal; and (3) NIRec outperforms all baselines at $t=0$ and $t=-1$, revealing it is better able to mitigate the negative impact produced in the target group.

5.2.3 Target User Group Adjustment Study (RQ3). Figure 7 shows NIRec's DtNE-IoIP curves w.r.t. the original and adjusted target groups using different methods across different thresholds given a group size of 50 and $\beta=10$ in Sim Ciao. In particular, we have two strategies to select users in the target user group: (1) use different methods to respectively select users in the target user group that produce the highest negative impact on interaction probability; and (2) randomly select users in the target user group. The adjusting process is: (1) selecting users in the target user group based on the above strategies; (2) cutting the social edges from the selected users to other users in the group; and (3) comparing IoIP of NIRec on different adjusted target user groups to IoIP of NIRec on the original group. We observe: (1) NIRec's IoIP significantly improves after adjusting the target user group using any method, indicating that adjustment

is important for improving steering performance; (2) adjustments by strategy 1 are better than strategy 2, showing all methods can effectively identify target users' negative impact in the target group rather than only decreasing social edges; and (3) adjustment by NIREC works best, validating its effectiveness. In real-world applications, cutting social edges is challenging. Nonetheless, these results provide two valuable insights for better steering performance: (1) construct a group where there are fewer social edges between users within the target group, which leads to a lower negative impact produced in the group; and (2) first remove a select number of users producing the highest negative impact, then focus on steering the remaining users in the group, which results in improved performance.

6 RELATED WORKS

In this section, we introduce steering recommendation, causal recommendation within the potential outcome framework, and causal inference under interference, which are most relevant to our work.

6.1 Steering Recommendation

The first line steers users without a target item, which directly improves recommendation diversity [3, 5, 32, 38, 40, 44]. For example, [3] reduces the redundancy of the recommendation list using greedy search-based re-ranking. [40] recommends multiple categories of items to users through disentangled representation learning. While these methods broaden users' exposure to items beyond their historical interests, they do not account for users' willingness to engage with those items, which limits their ability to effectively steer user interests. The other line steers with a target item [2, 45]. They sequentially expose a series of intermediate items to a target user, creating a bridge between the user's existing interests and the target item. However, the alignment of users' interests with the sequence remains uncertain, especially when there is a substantial divergence between their current interests and the target item. Should users stray from the trajectory, these methods risk failure.

6.2 Causal Recommendation

One widely discussed task is to use a potential outcome framework to address the problem of missing not at random in recommendation [6, 19–21, 33, 39]. These methods rely on the no-interference assumption and focus on the unbiased learning of potential outcomes for all user-item pairs with exposure treatment values of 1. [13, 29] use various strategies to estimate inverse propensity scores and reweight the biased data to align the distribution of unbiased data. [4, 6, 14, 33] and multiple robust [18] incorporate loss imputation with inverse propensity scores to achieve double or multiple robustness for unbiased recommendation. [21] proposes a stable doubly robust learning method to deal with high variance from small propensity scores. [39] proposes to learn unbiased representation for the potential outcomes by representation balancing. Causal recommendation also involves other problems with interference assumption [36]. For example, [36] formulates the effect of position on user feedback within a potential outcome framework by considering the item's position in the recommendation list as a treatment. [27, 28, 37] consider the scenario that a user can interact with an item without recommendation and estimate the uplift of the user's feedback from recommendation by the potential outcome framework. Unlike them,

our work relaxes the no-interference assumption and focuses on modeling interference-aware potential outcomes.

6.3 Causal Inference under Network Interference

Network interference receives widespread attention in causal inference for estimating individual treatment effects [7, 15, 22, 23, 25, 43]. For example, [25] distinguishes between different causal mechanisms that give rise to interference using causal graphs. [22] learns interference representation by hypergraph convolution with attention. Considering interference, [23] maximizes the utility on the entire network by optimizing all units' treatments in the population on the network. Our work differs from these studies in two key ways: (1) constructing target user-item pairs and adjusting the neighbors' treatment values to achieve our task for those target pairs; and (2) considering user experience under treatment adjusting.

7 CONCLUSION

In this paper, we explored the capability of recommendation to steer users beyond their historical interests. We proposed a new task PRSN, which adjusts the exposure of a target item to a target user's neighbors to nudge the target user toward interacting with that item. To implement PRSN, we proposed a framework named NIREC, which (1) introduces an interference representation-based estimation module to estimate the potential user feedback on a target item interfered with by the user's neighbors, and (2) utilizes a post-learning-based optimization module to adjust the neighbors' exposure to trade off steering performance and the damage to the neighbors' experience. Extensive experiments on real-world datasets validate the steering effectiveness of NIREC.

This work presents a novel neighbor steering recommendation task, opening up many new research directions. One direction for future work is to model the interference from multi-hop neighbors on target users' feedback. Besides, it is valuable to extend our methods to multiple rounds of recommendation to capture the neighbors' long-term influence on the target users' interests.

References

- [1] Aris Anagnostopoulos, Ravi Kumar, and Mohammad Mahdian. 2008. Influence and correlation in social networks. In *KDD*. ACM, 7–15.
- [2] Shuxian Bi, Wenjie Wang, Hang Pan, Fuli Feng, and Xiangnan He. 2024. Proactive Recommendation with Iterative Preference Guidance. In *WWW Companion*. ACM.
- [3] Jaime G. Carbonell and Jade Goldstein. 1998. The Use of MMR, Diversity-Based Reranking for Reordering Documents and Producing Summaries. In *SIGIR*. ACM, 335–336.
- [4] Jiawei Chen, Hande Dong, Yang Qiu, Xiangnan He, Xin Xin, Liang Chen, Guli Lin, and Keping Yang. 2021. AutoDebias: Learning to Debias for Recommendation. In *SIGIR*. 21–30.
- [5] Laming Chen, Guoxin Zhang, and Eric Zhou. 2018. Fast Greedy MAP Inference for Determinantal Point Process to Improve Recommendation Diversity. In *NeurIPS*. 5627–5638.
- [6] Quanyu Dai, Haoxuan Li, Peng Wu, Zhenhua Dong, Xiao-Hua Zhou, Rui Zhang, Rui Zhang, and Jie Sun. 2022. A Generalized Doubly Robust Learning Framework for Debiasing Post-Click Conversion Rate Prediction. In *KDD*. ACM, 252–262.
- [7] Laura Forastiere, Edoardo M Airoldi, and Fabrizia Mealli. 2021. Identification of treatment and interference effects in observational studies on networks. *JASA* 116, 534 (2021), 901–918.
- [8] Chongming Gao, Kexin Huang, Jiawei Chen, Yuan Zhang, Biao Li, Peng Jiang, Shiqi Wang, Zhong Zhang, and Xiangnan He. 2023. Alleviating Matthew Effect of Offline Reinforcement Learning in Interactive Recommendation. In *SIGIR*. ACM, 238–248.
- [9] Chongming Gao, Shiqi Wang, Shijun Li, Jiawei Chen, Xiangnan He, Wenqiang Lei, Biao Li, Yuan Zhang, and Peng Jiang. 2024. CIRIS: Bursting Filter Bubbles by Counterfactual Interactive Recommender System. *ACM Trans. Inf. Syst.* 42, 1 (2024), 14:1–14:27.

- [10] Chen Gao, Yu Zheng, Wenjie Wang, Fuli Feng, Xiangnan He, and Yong Li. 2022. Causal Inference in Recommender Systems: A Survey and Future Directions. *CoRR* abs/2208.12397 (2022).
- [11] G. Guo, J. Zhang, and N. Yorke-Smith. 2013. A Novel Bayesian Similarity Measure for Recommender Systems. In *IJCAI*. ijcai.org, 2619–2625.
- [12] Xiangnan He, Kuan Deng, Xiang Wang, Yan Li, Yong-Dong Zhang, and Meng Wang. 2020. LightGCN: Simplifying and Powering Graph Convolution Network for Recommendation. In *SIGIR*. ACM, 639–648.
- [13] Guido W Imbens and Donald B Rubin. 2015. *Causal inference in statistics, social, and biomedical sciences*. Cambridge University Press.
- [14] Nan Jiang and Lihong Li. 2016. Doubly Robust Off-policy Value Evaluation for Reinforcement Learning. In *ICML*. 652–661.
- [15] Song Jiang and Yizhou Sun. 2022. Estimating Causal Effects on Networked Observational Data via Representation Learning. In *CIKM*. ACM, 852–861.
- [16] Yehuda Koren, Robert M. Bell, and Chris Volinsky. 2009. Matrix Factorization Techniques for Recommender Systems. *Computer* 42, 8 (2009), 30–37.
- [17] Kevin Lewis, Marco Gonzalez, and Jason Kaufman. 2012. Social selection and peer influence in an online social network. *PNAS* 109, 1 (2012), 68–72.
- [18] Haoxuan Li, Quanyu Dai, Yuru Li, Yan Lyu, Zhenhua Dong, Peng Wu, and Xiao-Hua Zhou. 2022. Multiple Robust Learning for Recommendation. *arXiv preprint arXiv:2207.10796* (2022).
- [19] Haoxuan Li, Yan Lyu, Chunyuan Zheng, and Peng Wu. 2023. TDR-CL: Targeted Doubly Robust Collaborative Learning for Debiased Recommendations. In *ICLR*. OpenReview.net.
- [20] Haoxuan Li, Yanghao Xiao, Chunyuan Zheng, Peng Wu, and Peng Cui. 2023. Propensity Matters: Measuring and Enhancing Balancing for Recommendation. In *ICML*. PMLR, 20182–20194.
- [21] Haoxuan Li, Chunyuan Zheng, and Peng Wu. 2023. StableDR: Stabilized Doubly Robust Learning for Recommendation on Data Missing Not at Random. In *ICLR*. OpenReview.net.
- [22] Jing Ma, Mengting Wan, Longqi Yang, Jundong Li, Brent J. Hecht, and Jaime Teevan. 2022. Learning Causal Effects on Hypergraphs. In *KDD*. ACM, 1202–1212.
- [23] Yunpu Ma and Volker Tresp. 2021. Causal Inference under Networked Interference and Intervention Policy Enhancement. In *AISTATS*, Arindam Banerjee and Kenji Fukumizu (Eds.), PMLR, 3700–3708.
- [24] Benjamin M. Marlin, Richard S. Zemel, Sam T. Roweis, and Malcolm Slaney. 2012. Collaborative Filtering and the Missing at Random Assumption. *CoRR* abs/1206.5267 (2012).
- [25] Elizabeth L. Ogburn and Tyler J. VanderWeele. 2014. Causal Diagrams for Interference. *Statist. Sci.* 29, 4 (2014).
- [26] Hang Pan, Jiawei Chen, Fuli Feng, Wentao Shi, Junkang Wu, and Xiangnan He. 2023. Discriminative-Invariant Representation Learning for Unbiased Recommendation. In *IJCAI*. ijcai.org, 2270–2278.
- [27] Masahiro Sato, Janmajay Singh, Sho Takemori, Takashi Sonoda, Qian Zhang, and Tomoko Ohkuma. 2019. Uplift-based evaluation and optimization of recommenders. In *RecSys*. ACM, 296–304.
- [28] Masahiro Sato, Sho Takemori, Janmajay Singh, and Tomoko Ohkuma. 2020. Unbiased Learning for the Causal Effect of Recommendation. In *RecSys*. ACM, 378–387.
- [29] Tobias Schnabel, Adith Swaminathan, Ashudeep Singh, Navin Chandak, and Thorsten Joachims. 2016. Recommendations as Treatments: Debiasing Learning and Evaluation. In *ICML*. 1670–1679.
- [30] J. Tang, H. Gao, and H. Liu. 2012. mTrust: Discerning multi-faceted trust in a connected world. In *WSDM*. ACM, 93–102.
- [31] J. Tang, H. Gao, H. Liu, and A. Das Sarma. 2012. eTrust: Understanding trust evolution in an online world. In *KDD*. ACM, 253–261.
- [32] Wenjie Wang, Fuli Feng, Liqiang Nie, and Tat-Seng Chua. 2022. User-controllable Recommendation Against Filter Bubbles. In *SIGIR*. ACM, 1251–1261.
- [33] Xiaojie Wang, Rui Zhang, Yu Sun, and Jianzhong Qi. 2019. Doubly Robust Joint Learning for Recommendation on Data Missing Not at Random. In *ICML*. PMLR, 6638–6647.
- [34] Chunyu Wei, Jian Liang, Di Liu, Zehui Dai, Mang Li, and Fei Wang. 2023. Meta Graph Learning for Long-tail Recommendation. In *KDD*. 2512–2522.
- [35] Le Wu, Peijie Sun, Yanjie Fu, Richang Hong, Xiting Wang, and Meng Wang. 2019. A Neural Influence Diffusion Model for Social Recommendation. In *SIGIR*. ACM, 235–244.
- [36] Peng Wu, Haoxuan Li, Yuhao Deng, Wenjie Hu, Quanyu Dai, Zhenhua Dong, Jie Sun, Rui Zhang, and Xiao-Hua Zhou. 2022. On the Opportunity of Causal Learning in Recommendation Systems: Foundation, Estimation, Prediction and Challenges. In *IJCAI*. ijcai.org, 5646–5653.
- [37] Xu Xie, Zhaoyang Liu, Shiwen Wu, Fei Sun, Cihang Liu, Jiawei Chen, Jinyang Gao, Bin Cui, and Bolin Ding. 2021. CausCF: Causal Collaborative Filtering for Recommendation Effect Estimation. In *CIKM*. ACM, 4253–4263.
- [38] Liangwei Yang, Shengjie Wang, Yunzhe Tao, Jiankai Sun, Xiaolong Liu, Philip S. Yu, and Taiqing Wang. 2023. DGRec: Graph Neural Network for Recommendation with Diversified Embedding Generation. In *WSDM*. ACM, 661–669.
- [39] Mengyue Yang, Guohao Cai, Furui Liu, Jiarui Jin, Zhenhua Dong, Xiuqiang He, Jianye Hao, Weiqi Shao, Jun Wang, and Xu Chen. 2023. Debiased Recommendation with User Feature Balancing. *ACM Trans. Inf. Syst.* 41, 4 (2023), 114:1–114:25.
- [40] Xiaoying Zhang, Hongning Wang, and Hang Li. 2023. Disentangled Representation for Diversified Recommendations. In *WWW*. ACM, 490–498.
- [41] Xingyi Zhang, Shuliang Xu, Wenqing Lin, and Sibao Wang. 2023. Constrained Social Community Recommendation. In *KDD*. ACM, 5586–5596.
- [42] Yang Zhang, Yimeng Bai, Jianxin Chang, Xiaoxue Zang, Song Lu, Jing Lu, Fuli Feng, Yanan Niu, and Yang Song. 2023. Leveraging Watch-time Feedback for Short-Video Recommendations: A Causal Labeling Framework. In *CIKM*. ACM, 4952–4959.
- [43] Ziyu Zhao, Kun Kuang, Ruoxuan Xiong, and Fei Wu. 2022. Learning Individual Treatment Effects under Heterogeneous Interference in Networks. *CoRR* abs/2210.14080 (2022).
- [44] Yu Zheng, Chen Gao, Liang Chen, Depeng Jin, and Yong Li. 2021. DGCN: Diversified Recommendation with Graph Convolutional Networks. In *WWW*. ACM, 401–412.
- [45] Haoren Zhu, Hao Ge, Xiaodong Gu, Pengfei Zhao, and Dik Lun Lee. 2023. Influential Recommender System. In *ICDE*. IEEE, 1406–1419.

A Experiments

In contrast to the results obtained in Sim Ciao, experiments conducted in Sim Epinions and Sim Filmtrust often exhibit positive IoIP. We attribute this phenomenon to the lower social edge density within Epinions and Filmtrust, which consequently leads to lower edge density among users within the target user group. This experimental observation also conveniently corroborates the insight from the target user group adjustment study – constructing a group where there are fewer social edges between users within the group will lead to a lower negative impact produced in the group and achieve better steering performance.

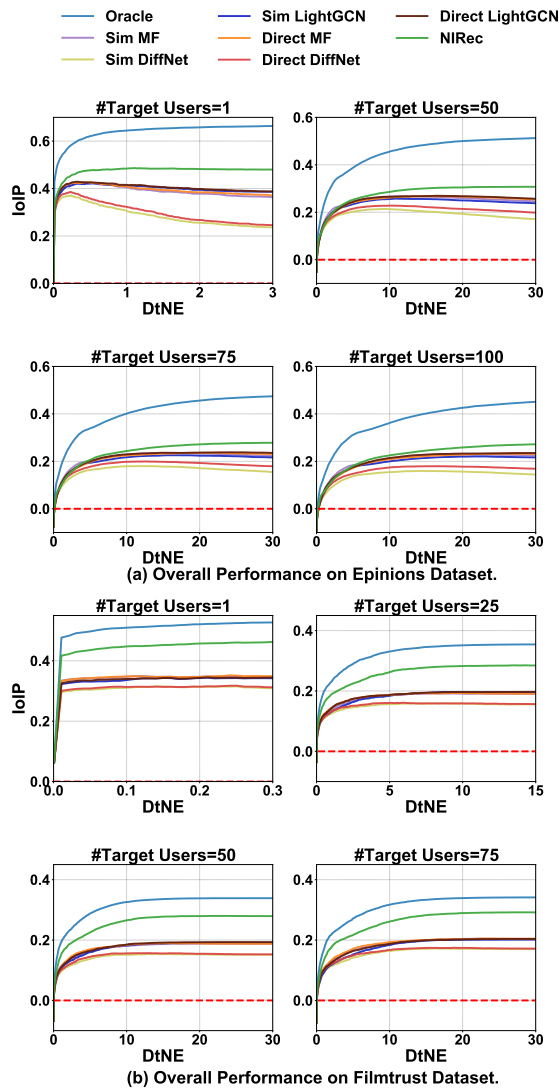


Figure 8: DtNE-IoIP curves across different target user group sizes given $\beta=10$ and $t=1$ in Sim Epinions and Sim Filmtrust.

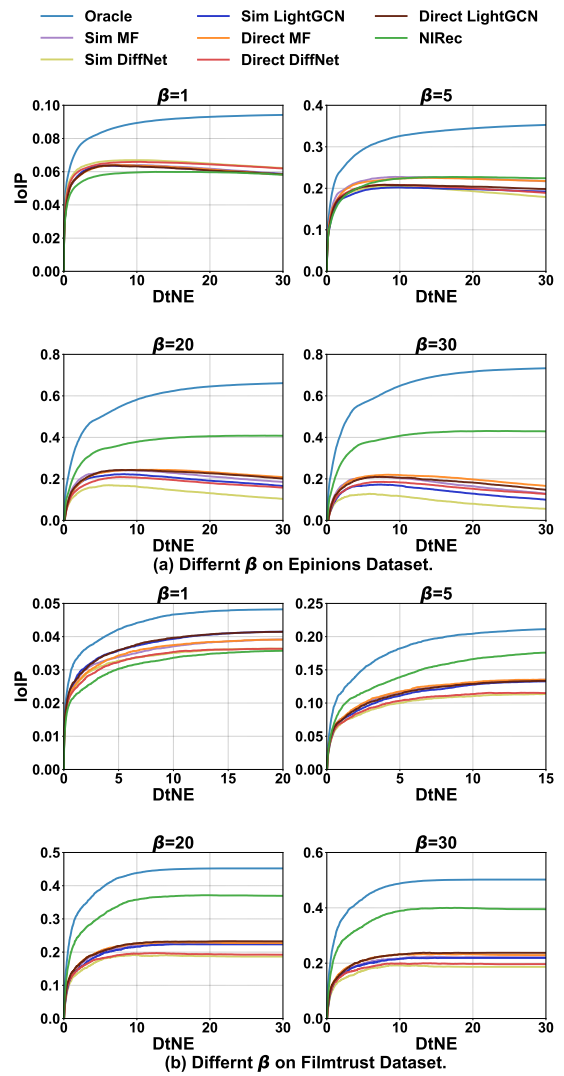


Figure 9: DtNE-IoIP curves across different interference strength coefficients given a group size of 50 and $t=1$ in Sim Epinions and Sim Filmtrust.

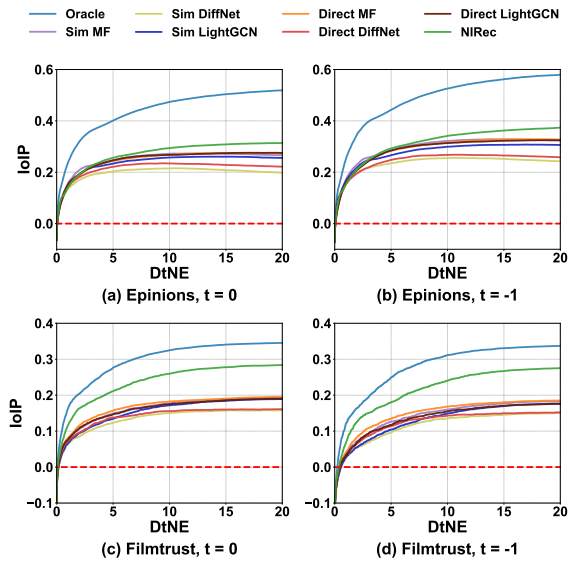


Figure 10: DtNE-IoIP curves across individual interests threshold given a group size of 50 and $\beta=10$ in Sim Epinions and Sim Filmtrust.

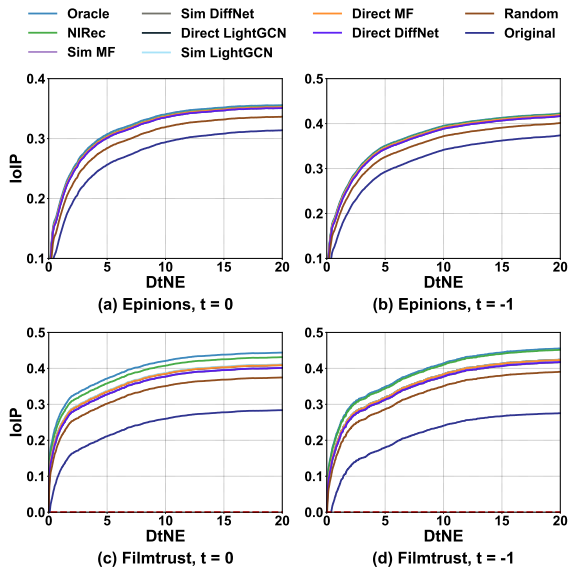


Figure 11: NIRec's DtNE-IoIP curves w.r.t. the original target user group and the adjusted target user groups by different methods across different thresholds given a group size of 50 and $\beta=10$ in Sim Epinions and Sim Filmtrust.