

Evolution and the quasistationary state of collective fast neutrino flavor conversion in three dimensions without axisymmetry

Manu George^{1,*}, Zewei Xiong^{2,†}, Meng-Ru Wu^{1,3,4,‡} and Chun-Yu Lin^{5,§}

¹*Institute of Physics, Academia Sinica, Taipei 115201, Taiwan*

²*GSI Helmholtzzentrum für Schwerionenforschung, Planckstraße 1, 64291 Darmstadt, Germany*

³*Institute of Astronomy and Astrophysics, Academia Sinica, Taipei 106319, Taiwan*

⁴*Physics Division, National Center for Theoretical Sciences, Taipei 106319, Taiwan*

⁵*National Center for High-performance Computing, Hsinchu 30076, Taiwan*

(Dated: September 16, 2024)

We investigate in this work the evolution of the collective fast neutrino flavor conversion (FFC) in a three dimensional (3D) cubic box with periodic boundary condition for three different neutrino angular distributions that are axially asymmetric. We find that the system evolves toward a quasistationary state where the angular distribution of the spatially averaged neutrino electron-minus-muon lepton number (ELN) does not contain any crossings. In the quasistationary state, near flavor equilibration is achieved in one angular domain enclosed by the initial ELN angular crossing contour, similar to the conclusion derived based on simplified one dimensional (1D) system with axially symmetric neutrino angular distributions. We have also performed additional simulations in coordinates where the initial first ELN angular moment has only one nonvanishing spatial component by using the original axially asymmetric ELN angular distributions as well as the corresponding axisymmetric ELN distributions, and find interesting similarity between these two sets. Finally, we propose three different analytical prescriptions generalized from earlier 1D models to 3D models, and evaluate their performances in predicting the post-FFC moments. Our findings suggest that further development of effective classical transport model in multidimensions to capture the effect of FFC is promising.

I. INTRODUCTION

Neutrinos are known to have significant impacts on the dynamics and composition of astrophysical systems such as the core-collapse supernovae and the neutron star mergers. In the central regions of these systems where the neutrino densities are large, the flavor evolution of neutrinos are dominated by the nonlinear self-coupling due to the coherent neutrino-neutrino forward scattering [1, 2]. The nonlinear nature leads to various collective phenomena of neutrino flavor oscillations (see e.g. [3–5] for recent reviews) and can potentially affect our understanding of these astrophysical events [6–16]. Among these, the likely occurrence of fast flavor conversion (FFC) [17, 18] due to the presence of the angular crossing in the neutrino electron-minus-muon lepton number (ELN) in the supernova core or in the merger remnant has been identified [8–10, 19–32]. This has triggered a tremendous amount of studies over the last decade on this topic; see e.g., [33, 34] for earlier reviews.

Since FFC typically develops within physical scales of subnanoseconds and subcentimeters, much smaller than the hydrodynamical or interaction time and length scales in supernovae or neutron star mergers, one strategy to study FFC is to numerically solve the neutrino quantum kinetic equation (ν QKE) [2, 35, 36] in a small lo-

cal volume, within which the system is assumed to be nearly homogeneous and collisions of neutrinos may be neglected. Taking the periodic boundary condition, recent works that assume translation symmetry in two spatial dimensions and axisymmetry in the neutrino angular distributions in local one-dimensional (1D) boxes suggest that FFC drives the system to a quasistationary state where near flavor equilibration is achieved in one side of the ELN crossing, when coarse-grained over the volume of the box [13, 37–44]. On the other side of the ELN crossing, the corresponding coarse-grained properties can be described by simple formulas that subject to the conservation of the total ELN [45, 46]. Based on these results, Ref. [47] recently showed that it is possible to effectively include FFC in the classical transport model of neutrinos by applying the quasistationary state prescription obtained from local simulations to locations where ELN crossings are found in global transport simulations under spherically symmetric and static supernova background profiles. Different methods addressing the global ν QKE simulations including FFC have also been attempted [12, 16, 43, 48–56] or proposed [57–59]. Efforts on identifying fast flavor instabilities [26, 60–63] and predicting the post-FFC angular moments [64, 65] based on limited available information of the neutrino angular moments as well as simulation methods that directly evolve the neutrino angular moments for FFC [66, 67] have been investigated.

As simulations of FFC in multiple spatial dimensions are computationally more demanding, it has been carried out only in a handful of works [53, 56, 68]. Ref. [68] performed local simulations in two- and three-dimensional

* kuttan.mgc@gmail.com

† z.xiong@gsi.de

‡ mwu@gate.sinica.edu.tw

§ lincy@nchc.org.tw

(2- and 3D) boxes with periodic boundary conditions for several cases. For those with zero total ELN initially, coarse-grained flavor equilibration is reached, independent of the dimensionality of the system. For the case with an initial non-zero total ELN but possesses axisymmetry in the ELN angular distribution, a similar coarse-grained quasistationary state is also obtained in simulations with different dimensions. Although these results seem to hint that the outcome of FFC in a multidimensional periodic box may be similar to that obtained in the corresponding 1D case with axisymmetry, it remains important to investigate whether such a conclusion holds for more general initial conditions¹. It is worth noting that global 2D FFC simulations have been carried out to explore the impact of the initial condition [56] and the evolution of FFC in neutron star merger remnants [53].

In this work, we perform 3D simulations of FFC in a local box with the periodic boundary condition for three cases where the system has non-zero total ELN and does not contain any axisymmetry. We find that for all these cases, the ELN angular crossings are erased in the quasistationary state on a coarse-grained level. Near flavor equilibration is also reached in one angular domain enclosed by the initial ELN crossing contour, in agreement with what were found in earlier 1D and multidimensional studies. We also perform additional simulations for the same physical systems in rotated coordinates where only one spatial component of the ELN fluxes is non-vanishing, and the corresponding auxiliary simulations for cases that possess axisymmetry. We will show that in the rotated coordinates, the numerical results based on the auxiliary axisymmetric cases can be used to accurately describe the evolution of neutrino angular moments in the axially asymmetric cases. These simulation outcomes allow to generalize previously proposed analytical prescriptions [45, 46] to predict the post-FFC angular moment values.

This paper is organized as follows. In Sec. II, we describe the setup of our model, including the equation of motion, the definition of the coordinate systems, and the numerical scheme used for the simulations. In Sec. III, we present our simulation results in both coordinate systems and discuss the implications. In Sec. IV, we show how to generalize various analytical prescriptions developed based on 1D box models to 3D cases to approximately predict the post-FFC angular moments. Conclusions and outlook are given in Sec. V. Throughout this paper, natural units with $\hbar = c = 1$ are adopted.

II. MODEL SETUP

A. Neutrino flavor transport equations

We consider a simplified two-flavor neutrino system in a localized 3D box in which oscillations can convert the initial ν_e and $\bar{\nu}_e$ to the heavy lepton flavors ν_x and $\bar{\nu}_x$. As we focus on studying FFC in our simulation domain, we assume that both the matter density and neutrino distribution functions inside the box are homogeneous (before applying perturbation seeds; see below), and neglect the collisions for neutrinos. The neutrino vacuum mixing and the neutrino-matter forward scattering potentials can also be omitted for simplicity. Under these assumptions, the space-time evolution of the normalized neutrino and antineutrino densities, $\varrho_{\mathbf{v}}(x)$ and $\bar{\varrho}_{\mathbf{v}}(x)$, is governed by the following equations

$$v^\eta \partial_\eta \varrho_{\mathbf{v}}(x) = -i [H_{\mathbf{v}}(x), \varrho_{\mathbf{v}}(x)], \quad (1a)$$

$$v^\eta \partial_\eta \bar{\varrho}_{\mathbf{v}}(x) = -i [H_{\mathbf{v}}^*(x), \bar{\varrho}_{\mathbf{v}}(x)], \quad (1b)$$

where $x^\eta = (t, \mathbf{x})$, $v^\eta = (1, \mathbf{v})$ with $v^\eta v_\eta = 0$. In Eq. (1a),

$$H_{\mathbf{v}}(x) = \mu \int d\Gamma' (1 - \mathbf{v} \cdot \mathbf{v}') [g_\nu(\mathbf{v}') \varrho_{\mathbf{v}'}(x) - g_{\bar{\nu}}(\mathbf{v}') \bar{\varrho}_{\mathbf{v}'}^*(x)], \quad (2)$$

where $\mu = \sqrt{2} G_F n_\nu$ with n_ν the neutrino number density, $d\Gamma = (dv_z d\phi)/(2\pi)$ with v_z the z -component of \mathbf{v} and ϕ the corresponding azimuthal angle on the x - y plane. The neutrino angular distribution function $g_\nu(\mathbf{v})$ is normalized by $\int d\Gamma g_\nu(\mathbf{v}) = 1$, while the antineutrino one $g_{\bar{\nu}}(\mathbf{v})$ satisfies $\int d\Gamma g_{\bar{\nu}}(\mathbf{v}) = n_{\bar{\nu}}/n_\nu = \alpha$, which represents the number density ratio between antineutrinos and neutrinos. The ELN angular distribution function $G_{\mathbf{v}}(x)$ is defined by

$$G_{\mathbf{v}}(x) = g_\nu(\mathbf{v})(\varrho_{ee} - \varrho_{xx}) - g_{\bar{\nu}}(\mathbf{v})(\bar{\varrho}_{ee} - \bar{\varrho}_{xx}), \quad (3)$$

where ϱ_{ee} and ϱ_{xx} are the diagonal entries of $\varrho_{\mathbf{v}}(x)$ in the flavor basis, and $\bar{\varrho}_{ee}$ and $\bar{\varrho}_{xx}$ are the corresponding ones of $\bar{\varrho}_{\mathbf{v}}(x)$, whose dependence on \mathbf{v} and x are not displayed explicitly.

B. Initial ELN distributions

For given initial angular distributions $g_\nu(\mathbf{v})$ and $g_{\bar{\nu}}(\mathbf{v})$ for ν_e and $\bar{\nu}_e$, the corresponding flux vectors normalized by the neutrino number density can be computed by

$$\mathbf{F}_{\nu_e(\bar{\nu}_e)}^0 = \int d\Gamma \mathbf{v} g_{\nu(\bar{\nu})}(\mathbf{v}). \quad (4)$$

Without loss of generality, we take a non-zero angle $\theta_r = \cos^{-1}[\mathbf{F}_{\nu_e}^0 \cdot \mathbf{F}_{\bar{\nu}_e}^0 / (|\mathbf{F}_{\nu_e}^0| |\mathbf{F}_{\bar{\nu}_e}^0|)]$ between $\mathbf{F}_{\nu_e}^0$ and $\mathbf{F}_{\bar{\nu}_e}^0$. We assume that $g_{\nu(\bar{\nu})}(\mathbf{v})$ are axisymmetric with respect to the direction of their respective flux vectors and are given by

$$g_{\nu(\bar{\nu})}(\mathbf{v}) \propto \exp[-(v_{F_{\nu(\bar{\nu})}}^2 - 1)/(2\sigma_{\nu(\bar{\nu})}^2)], \quad (5)$$

¹ We note that during the completion of this manuscript, Ref. [69] which performed similar study and analysis appeared. Our work presented here has been done independently using a different simulation code.

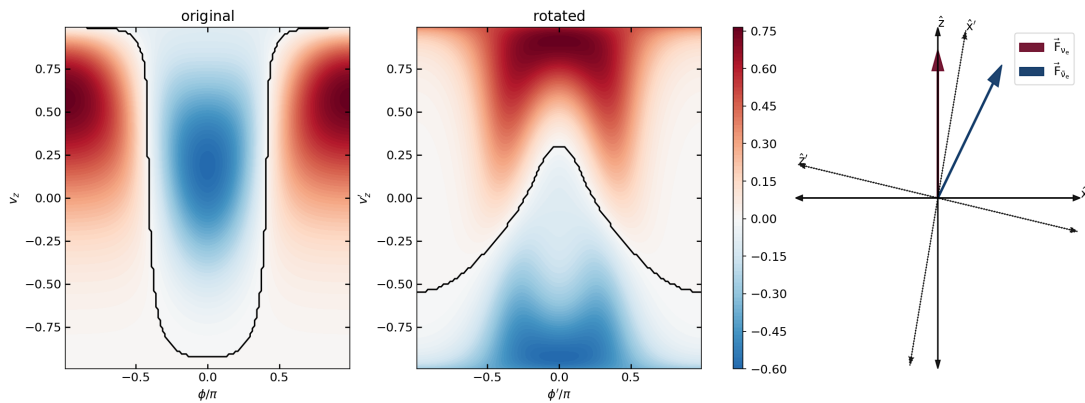


FIG. 1. The initial ELN angular distribution function $G_{v_z, \phi}^0$ in the original (left panel) and $G_{v'_z, \phi'}^0$ the rotated (middle panel) coordinate systems for $\theta_r = 30^\circ$. The relation of the two coordinate systems is shown in the right panel.

where $v_{F_{\nu(\bar{\nu})}} = \mathbf{v} \cdot \mathbf{F}_{\nu(\bar{\nu})}^0 / |\mathbf{F}_{\nu(\bar{\nu})}^0|$ are the velocity projections in the directions of the flux vectors and $\sigma_{\nu(\bar{\nu})}$ are width parameters that determine the degree of anisotropy of $g_{\nu(\bar{\nu})}$.

Throughout the rest of the paper, we adopt $\alpha = 0.9$, $\sigma_\nu = 0.6$, $\sigma_{\bar{\nu}} = 0.5$, and take $\theta_r = 30^\circ$, 45° , and 60° to explore three different cases without axisymmetry along any directions. As will be further discussed below, for each case, we perform simulations in two different coordinate systems for the same G_ν that is axially asymmetric. The first coordinate system is chosen such that $F_{\nu_e, x}^0 = F_{\nu_e, y}^0 = F_{\bar{\nu}_e, y}^0 = 0$, i.e., $\mathbf{F}_{\nu_e}^0$ is along the z -axis while $\mathbf{F}_{\bar{\nu}_e}^0$ lies on the x - z plane, similar to what taken in Ref. [68], and is denoted as “original” coordinates. For the second coordinate system (labeled with superscript $'$), it is rotated from the first one such that $F_{\nu_e, x'}^0 - F_{\bar{\nu}_e, x'}^0 = 0$, i.e., the x' component of the first ELN moment is initially zero, and is denoted as “rotated” coordinates for the rest of the paper. The rotation angle between the two coordinates is given by

$$\theta_{rot} = \tan^{-1} \left(\frac{\sin \theta_r}{\frac{|\mathbf{F}_{\nu_e}^0|}{|\mathbf{F}_{\bar{\nu}_e}^0|} - \cos \theta_r} \right). \quad (6)$$

Fig. 1 shows the relation between the two coordinates (right panel) as well as the initial ELN distributions $G_{v_z, \phi}^0$ in the original (left panel) and $G_{v'_z, \phi'}^0$ in the rotated coordinates (middle panel) for $\theta_r = 30^\circ$ as an example, with the ELN crossing contours indicated by the black solid curves. Clearly, the initial ELN angular distribution is less axisymmetric in the original coordinates than in the rotated coordinates. We note that the ELN angular distributions constructed here have reflection symmetry with respect to $\phi \rightarrow -\phi$ (or $\phi' \rightarrow -\phi'$ in the rotated coordinates), resulting in vanishing y (y') components of all flux vectors.

Besides the axially asymmetric ELN angular distributions described above, we also perform auxiliary simulations in the rotated coordinates by taking the axisymmet-

ric angular distributions averaged over ϕ' from $g_{\nu(\bar{\nu})}(v')$

$$g_{\nu(\bar{\nu})}^a(v'_z) = \int \frac{d\phi'}{2\pi} g_{\nu(\bar{\nu})}(v'). \quad (7)$$

The corresponding ELN angular distributions $G_{v'_z}^a(x)$ can be evaluated in the same way as Eq. (3).

C. Simulation setup

We use the extended version of COSEV, which adopts a grid-based method to solve Eq. (1), to perform numerical simulations in a 3D cubic box with periodic boundary conditions in all three spatial dimensions. The box has a volume of L^3 with $L = 100 \mu^{-1}$ and is discretized by N^3 rectangular cell-centered grids with $N = 100$. For the 2D phase (angular) space, we discretize $-1 \leq v_z \leq 1$ and $0 \leq \phi \leq 2\pi$ into $N_{v_z} \times N_\phi$ cell-centered bins with $N_{v_z} = 32$ and $N_\phi = 8$ (same for both the original and rotated coordinates). The spatial derivatives are evaluated using the finite-volume plus 7th-order accurate weighted essentially non-oscillatory scheme while the time integration is computed using the fourth-order Runge-Kutta method (see [70] for details). We have taken a fixed time step size $\Delta t = C_{CFL} \times (L/N) = 0.4 \mu^{-1}$ with $C_{CFL} = 0.4$ the Courant-Friedrichs-Lewy number. The phase-space integration in Eq. (2) is taken using the simple Riemann sum.

To trigger the fast flavor instabilities, we assign spherical Gaussian perturbations centered at the origin of the coordinates to $\varrho_{\mathbf{v}}$ and $\bar{\varrho}_{\mathbf{v}}$ at $t = 0$ with

$$\varrho_{ee}^0 = \bar{\varrho}_{ee}^0 = \frac{1}{2} \left[1 + \sqrt{1 - \epsilon^2(\mathbf{x})} \right], \quad (8a)$$

$$\varrho_{xx}^0 = \bar{\varrho}_{xx}^0 = \frac{1}{2} \left[1 - \sqrt{1 - \epsilon^2(\mathbf{x})} \right], \quad (8b)$$

$$\varrho_{ex}^0 = \bar{\varrho}_{ex}^0 = \epsilon(\mathbf{x})/2, \quad (8c)$$

where $\epsilon(\mathbf{x}) = 10^{-3} \exp[-(x^2 + y^2 + z^2)/2\sigma_r^2]$, and $\sigma_r = \sqrt{5} \mu^{-1}$. All simulations are performed up to $t = 344 \mu^{-1}$

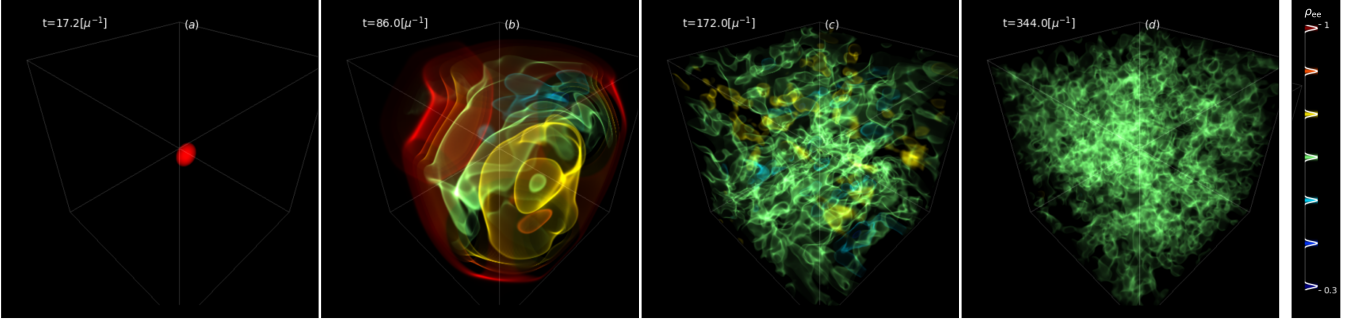


FIG. 2. Spatial distribution of $\langle \rho_{ee}(\mathbf{x}) \rangle_{\Gamma}$ taken at different simulation time snapshots of $t = 17.2, 86.0, 172.0,$ and $344.0 \mu^{-1}$ shown in panels (a–d) for $\theta_r = 30^\circ$, respectively. Flavor conversions are triggered by the initial perturbations at the center of the box [panel (a)]. Coherent wave-like feature develops when flavor conversions reach nonlinear regime [panel (b)]. When flavor waves interact as they cross the periodic boundaries, smaller scale structures appear [panel (c)] and the system eventually settles into the final quasistationary state [panel (d)].

when the systems have reached the coarse-grained quasistationary states.

III. FLAVOR EVOLUTION, QUASISTATIONARY STATE, AND NEAR FLAVOR EQUILIBRATION

A. Results in the original coordinates

We first discuss the evolution of the system in the original coordinates. Fig. 2 shows the volume rendering of the phase-space averaged ρ_{ee} , defined as $\langle \rho_{ee}(\mathbf{x}) \rangle_{\Gamma} = [\int d\Gamma g_{\nu}(\mathbf{v}) \rho_{ee}(\mathbf{v}, \mathbf{x})]$ at different time snapshots of $t = 17.2, 86.0, 172.0,$ and $344.0 \mu^{-1}$ for the case with $\theta_r = 30^\circ$. Initially, the flavor instability drives the growth and spatial drift of the 3D Gaussian perturbation in the linearized regime [panel (a)]. When the system enters the nonlinear regime, flavor waves form and propagate, demonstrated by the coherent pattern shown in panel (b). At later times, when flavor waves interact, smaller-scale structures appear, as shown in panel (c). Eventually, when the system settles to the quasistationary state, fully developed flavor depolarization results in spatial fluctuation dominated by the length scale of $\sim 5 \mu^{-1}$ in the entire simulation box [panel (d)]. The overall behavior is qualitatively very similar to what were reported in the earlier studies (e.g., [39, 68]).

We show in Fig. 3 the time evolution of the ν_e and $\bar{\nu}_e$ survival probabilities averaged over both the 3D box volume V and the phase space volume Γ

$$\langle P_{\nu_e}(t) \rangle_{\Gamma, V} = \left[\int d\Gamma d^3x g_{\nu}(\mathbf{v}) \rho_{ee}(\mathbf{v}, \mathbf{x}, t) \right] / L^3, \quad (9a)$$

$$\langle P_{\bar{\nu}_e}(t) \rangle_{\Gamma, V} = \left[\int d\Gamma d^3x g_{\bar{\nu}}(\mathbf{v}) \bar{\rho}_{ee}(\mathbf{v}, \mathbf{x}, t) \right] / (\alpha L^3), \quad (9b)$$

and in Fig. 4 the initial ELN angular distributions $G_{\nu_e, \phi}^0$ (left panels) as well as the final ELN distributions

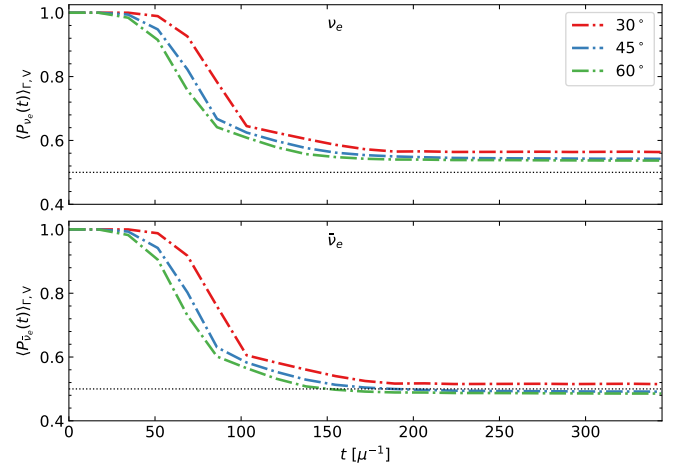


FIG. 3. The survival probabilities averaged over the box and the phase-space volume, $\langle P_{\nu_e} \rangle_{\Gamma, V}$ [panel (a)] and $\langle P_{\bar{\nu}_e} \rangle_{\Gamma, V}$ [panel (b)] as functions of time for $\theta_r = 30^\circ$ (red lines), 45° (blue lines), and 60° (green lines).

$\langle G_{\nu} \rangle_V = \int d^3x G_{\nu}(x) / L^3$ averaged over the entire box (middle panels) for all three cases with $\theta_r = 30^\circ, 45^\circ,$ and 60° . Fig. 3 shows that when taking a larger value of θ_r , the increased amount of axial-asymmetry leads to an earlier onset of flavor conversion as well as smaller quasistationary values of $\langle P_{\nu_e(\bar{\nu}_e)}(t) \rangle_{\Gamma, \mathbf{x}}$. This is related to the absolute values of the positive and negative parts of the initial ELN, defined by

$$I_+ = 2\pi \int d\Gamma \Theta(G_{\nu_e, \phi}^0) G_{\nu_e, \phi}^0, \quad (10a)$$

$$I_- = 2\pi \left| \int d\Gamma \Theta(-G_{\nu_e, \phi}^0) G_{\nu_e, \phi}^0 \right|, \quad (10b)$$

where Θ is the Heaviside function. The values of $I_+(I_-)$ are 1.61(0.98), 2.18(1.55), and 2.76(2.13) for $\theta_r = 30^\circ, 45^\circ,$ and 60° , respectively. Note that $I_+ - I_- = 2\pi(1 - \alpha)$ is the same for all cases. Clearly, the more asymmetric

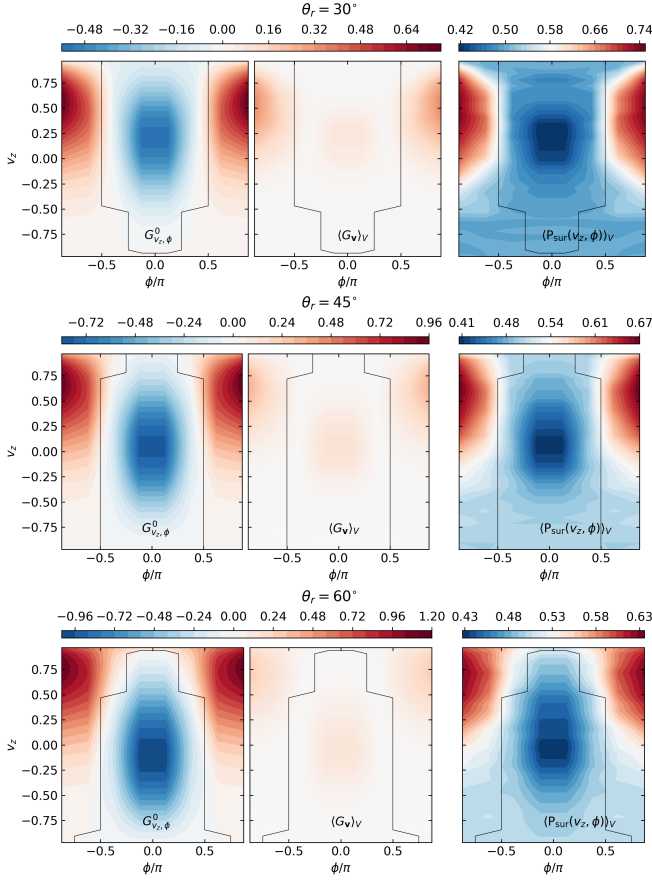


FIG. 4. The initial ELN angular distribution $G_{\nu_e, \phi}^0$ (left panels), the spatially averaged final ELN angular distribution $\langle G_{\mathbf{v}} \rangle_V$ at $t = 344 \mu^{-1}$ (middle panels), and the spatially averaged flavor survival probabilities $\langle P_{\text{sur}}(v_z, \phi) \rangle_V$ (right panels) for $\theta_r = 30^\circ$ (upper panels), 45° (middle panels), and 60° (right panels), respectively.

cases (with larger θ_r) have larger values of I_+ and I_- , which can also be seen from the initial ELN distributions shown in the left panels of Fig. 4. When I_+ and I_- are larger, the associated instability growth rate is also larger, resulting in the earlier onset of flavor conversions. What is also similar to the 1D box cases is that the ELN crossing is erased when averaging over the entire 3D box, as shown in the middle panels of Fig. 4. Since the total ELN in the box is conserved with the periodic boundary condition, more flavor conversions happen when I_- is larger, resulting in a lower value of the quasistationary $\langle P_{\nu_e}(\bar{\nu}_e) \rangle_{\Gamma, V}$.

Besides the elimination of the ELN crossing, the middle panels of Fig. 4 also show that for the angular region where $G_{\nu_e, \phi}^0 < 0$ initially, the corresponding values of $\langle G_{\mathbf{v}} \rangle_V = \int d^3x G_{\mathbf{v}}(x)/L^3$ becomes nearly zero, showing that near flavor equilibration on the coarse-grained level in most part of this angular domain is reached. For completeness, we show in the right panels of Fig. 4 the final coarse-grained angle-dependent flavor survival probabilities $\langle P_{\text{sur}}(v_z, \phi) \rangle_V = \int d^3x \rho_{ee}(\mathbf{x}, \mathbf{v})/L^3$ taken at

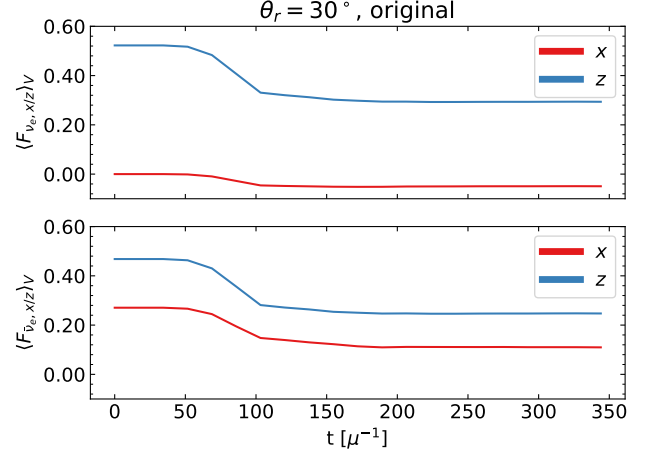


FIG. 5. Time evolution of the x (red curves) and z (blue curves) components of $\langle \mathbf{F}_{\nu_e} \rangle_V$ (upper panel) and $\langle \mathbf{F}_{\bar{\nu}_e} \rangle_V$ (lower panel) for $\theta = 30^\circ$.

the final time snapshot for all three cases. Once again, these panels confirm that $\langle P_{\text{sur}}(v_z, \phi) \rangle_V \simeq 0.5$ is obtained in the angular domain whose $G_{\nu_e, \phi}^0 < 0$. They also show more clearly that slight flavor overconversion with $\langle P_{\text{sur}}(v_z, \phi) \rangle_V \lesssim 0.5$ happens in regions where $G_{\nu_e, \phi}^0$ are more negative around $\phi \sim 0$. All these suggest that similar conclusions derived based on the 1D box simulations hold in a more general setting where both the axisymmetry in the angular distribution and the translation symmetry in spatial dimensions are broken explicitly. We note that for all cases, the initial reflection symmetry with respect to $\phi \rightarrow -\phi$ is preserved throughout the evolution for all cases as can be inferred from Fig. 4.

Fig. 5 shows the evolution of the spatially averaged x and z components of the ν_e and $\bar{\nu}_e$ first angular moments (normalized by n_ν)

$$\langle \mathbf{F}_{\nu_e} \rangle_V = \frac{1}{L^3} \int d^3x d\Gamma \mathbf{v} g_{\nu} \varrho_{\mathbf{v}}(x), \quad (11a)$$

$$\langle \mathbf{F}_{\bar{\nu}_e} \rangle_V = \frac{1}{L^3} \int d^3x d\Gamma \mathbf{v} g_{\bar{\nu}} \bar{\varrho}_{\mathbf{v}}(x), \quad (11b)$$

for $\theta_r = 30^\circ$. For the initially non-zero flux vector components ($\langle \mathbf{F}_{\nu_e, z} \rangle_V$, $\langle \mathbf{F}_{\bar{\nu}_e, z} \rangle_V$, and $\langle \mathbf{F}_{\bar{\nu}_e, x} \rangle_V$), flavor conversions of ν_e ($\bar{\nu}_e$) to ν_x ($\bar{\nu}_x$) lead to the reduction of their values in all cases. For $\langle F_{\nu_e, x}^0 \rangle_V$ that is initially zero, since FFC converts more (less) ν_e to ν_x around $\phi \sim 0$ ($\phi \sim \pi$) as shown in the right panels of Fig. 4, it becomes negative over time as a result of the broken axisymmetry. Similar evolution of the flux vector components are obtained for other values of θ_r .

B. Results in the Rotated Coordinates

We now turn our attention to results obtained in the rotated coordinates. Since the physical evolution of

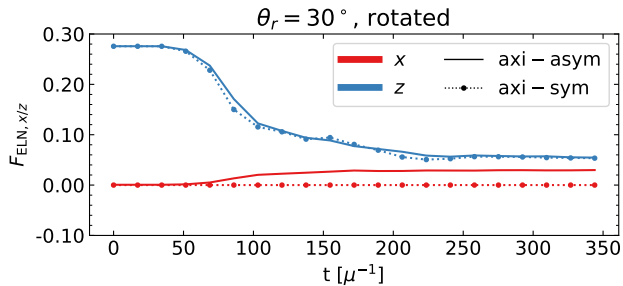


FIG. 6. Evolution of the first ELN angular moments obtained in the rotated coordinates with axially asymmetric initial distribution function ($F_{\text{ELN},x/z}$, solid curves) and with axisymmetric distribution ($F_{\text{ELN},x/z}^a$, dotted curves with dots) for $\theta_r = 30^\circ$.

the system is independent of the choice of the coordinate system, we do not repeat the flavor evolution and the properties of the quasistationary states reported in Sec. III A. Instead, we focus on comparing results obtained by taking the axially asymmetric ELN distribution $G_{v'_z, \phi'}^0$ and the corresponding axisymmetric ELN distribution $G_{v'_z}^{a,0} = \int d\phi' G_{v'_z, \phi'}^0 / (2\pi)$, constructed by averaging over ϕ' from $G_{v'_z, \phi'}^0$. Since this coordinate system is chosen such that the only nonzero initial first ELN angular moment $\int d\Gamma' \mathbf{v} G_{v'_z, \phi'}^0$ is along the z' direction as introduced in Sec. II B, the initial zeroth and first ELN angular moments evaluated using axisymmetric ELN $G_{v'_z}^{a,0}$ are identical to those evaluated using $G_{v'_z, \phi'}^0$.

Fig. 6 compares the time evolution of the first ELN moments (averaged over the box volume) for the axially asymmetric (\mathbf{F}_{ELN}) and the axisymmetric ($\mathbf{F}_{\text{ELN}}^a$) cases for $\theta_r = 30^\circ$, defined as

$$\mathbf{F}_{\text{ELN}} = \frac{1}{L^3} \int d^3x' d\Gamma' \mathbf{v}' G_{v'_z, \phi'}, \quad (12a)$$

$$\mathbf{F}_{\text{ELN}}^a = \frac{1}{L^3} \int d^3x' d\Gamma' \mathbf{v}' G_{v'_z}^a, \quad (12b)$$

It shows that the evolution of $F_{\text{ELN},z'}$ and $F_{\text{ELN},z'}^a$ closely follow each other. However, for the axially asymmetric cases, $F_{\text{ELN},x'}$ becomes non-zero due to the breaking of the axisymmetry, while $F_{\text{ELN},x'}^a$ remains zero throughout the evolution.

Interestingly, if we take the time-dependent, spatially averaged flavor survival probability computed in the axially symmetric cases, $\langle P_{ee}^{\text{axi}}(t, v'_z) \rangle$, and use it together with the angular distribution functions used in the axially asymmetric cases to approximately evaluate the time evolution of the survival probability, flux-ratio vectors, or ELN moments, it results in remarkable agreements. Fig. 7 shows the comparison of $\langle F_{\nu_e, x'} \rangle_{V'}$, $\langle F_{\nu_e, z'} \rangle_{V'}$, $\langle F_{\bar{\nu}_e, x'} \rangle_{V'}$, $\langle F_{\bar{\nu}_e, z'} \rangle_{V'}$ from the axially asymmetric simulations with those evaluated by

$$\mathbf{F}_{\nu_e(\bar{\nu}_e)}^{\text{axi-appr}} = \int d\Gamma' \mathbf{v}' g_{\nu(\bar{\nu})}(\mathbf{v}') \langle P_{ee}^{\text{axi}}(t, v'_z) \rangle_{V'}, \quad (13)$$

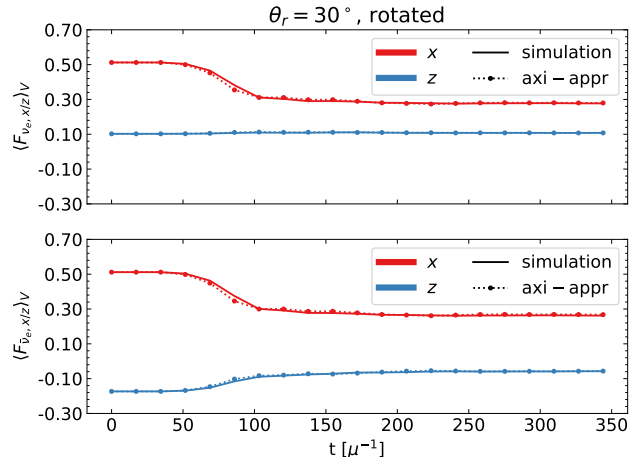


FIG. 7. Comparison of the evolution of the ν_e (upper panel) and $\bar{\nu}_e$ (lower panel) flux vector components obtained from simulations with axially asymmetric distribution (solid curves) with that estimated using coarse-grained survival probabilities obtained in the corresponding axisymmetric simulations (dotted curves with dots) [see Eq. (13)] in the rotated coordinates with $\theta_r = 30^\circ$.

for the case with $\theta_r = 30^\circ$ as an example. It clearly shows that one can use $\langle P_{ee}^{\text{axi}}(t, v'_z) \rangle_{V'}$ derived in the axially symmetric simulations in the rotated frame with the axially asymmetric initial angular distributions to closely predict the time evolution of the angle-integrated quantities. We have also verified that similar agreements apply to cases with different values of θ_r .

IV. APPROXIMATED PRESCRIPTIONS FOR EVALUATING THE ANGULAR MOMENTS

A main goal of conducting local box FFC simulations is to find simple prescriptions to characterizing the post-FFC angular distributions or angular moments for practical implementation into effective classical neutrino transport models [47]. Below, we discuss how to generalize different analytical prescriptions proposed in [45, 46] for 3D cases without axisymmetry in neutrino angular distributions.

First, given the fact that nearly flavor equilibrium is reached in one of the angular domain, it is straightforward to generalize the prescription of the ‘‘boxlike’’ scheme [45, 46] to approximate the post-FFC survival probabilities for both ν_e and $\bar{\nu}_e$ with

$$P_{\text{sur}}^b(v_z, \phi) = \begin{cases} \frac{1}{2} & \text{for } \Gamma^<, \\ 1 - I_</(2I_>) & \text{for } \Gamma^>, \end{cases} \quad (14)$$

where $I_< = \min(I_-, I_+)$, $I_> = \max(I_-, I_+)$ and $\Gamma^<$ ($\Gamma^>$) denotes the corresponding angular domain that contributes to $I_<$ ($I_>$). Eq. (14) allows us to approximately

θ_r	scheme	$N_{\nu_e}^p$	$N_{\bar{\nu}_e}^p$	$F_{\nu_e,x}^p$	$F_{\nu_e,z}^p$	$F_{\bar{\nu}_e,x}^p$	$F_{\bar{\nu}_e,z}^p$
30°	sim	0.563	0.463	-0.049	0.294	0.109	0.247
30°	box	0.599	0.498	-0.047	0.312	0.118	0.267
30°	power-1/2-s	0.583	0.483	-0.050	0.302	0.120	0.256
30°	power-1/2-a	0.570	0.470	-0.047	0.285	0.125	0.244
45°	sim	0.542	0.442	-0.036	0.288	0.168	0.197
45°	box	0.584	0.484	-0.033	0.309	0.186	0.217
45°	power-1/2-s	0.566	0.466	-0.039	0.297	0.185	0.203
45°	power-1/2-a	0.559	0.459	-0.041	0.283	0.187	0.196
60°	sim	0.537	0.436	-0.027	0.288	0.213	0.141
60°	box	0.576	0.476	-0.023	0.306	0.235	0.155
60°	power-1/2-s	0.559	0.459	-0.032	0.296	0.232	0.143
60°	power-1/2-a	0.555	0.455	-0.036	0.286	0.232	0.138

TABLE I. Values of the post-FFC spatially averaged ν_e and $\bar{\nu}_e$ zeroth angular moments as well as their x and z components of the first angular moments obtained from numerical simulation (scheme “sim”), estimated using the boxlike prescription for survival probability [scheme “box”; see Eq. (14)], the power-1/2-s prescription [scheme “power-1/2-s”; see Eq. (16)], and the power-1/2-a prescription [scheme “power-1/2-a”; see Eq. (18)].

evaluate various coarse-grained angle-integrated quantities after FFC has settled to the quasistationary state in a straightforward manner. For instance, the spatially averaged post-FFC zeroth and first angular moments in this boxlike scheme can be estimated by

$$N_{\nu_e}^p = \int d\Gamma g_{\nu}(\mathbf{v}) P_{\text{sur}}^b(v_z, \phi), \quad (15a)$$

$$N_{\bar{\nu}_e}^p = \int d\Gamma g_{\bar{\nu}}(\mathbf{v}) P_{\text{sur}}^b(v_z, \phi), \quad (15b)$$

$$\mathbf{F}_{\nu_e}^p = \int d\Gamma \mathbf{v} g_{\nu}(\mathbf{v}) P_{\text{sur}}^b(v_z, \phi), \quad (15c)$$

$$\mathbf{F}_{\bar{\nu}_e}^p = \int d\Gamma \mathbf{v} g_{\bar{\nu}}(\mathbf{v}) P_{\text{sur}}^b(v_z, \phi). \quad (15d)$$

Second, the excellent agreement in the evolution of moments shown in Fig. 7 in the rotated coordinates suggests that one may directly utilize the improved analytical prescription developed based on axisymmetric simulations [46] to approximately evaluate the post-FFC angular moments. Below, we show how a axisymmetric (in the rotated coordinates) prescription can be directly employed in the multi-dimensional condition. First, we find the angular domains corresponding to $I_<$ and $I_>$ as small and large sides, respectively. The flavor equilibration is assumed on the small side. For the large side, we will determine the distribution of survival probability as follows. We find the initial ELN flux vector $\mathbf{F}_{\text{ELN}}^0$ whose direction points to where the large side is located. We then compute the values of the projection of all ELN crossing velocity \mathbf{v}_c along $\hat{\mathbf{F}}_{\text{ELN}}^0$ and finds the maximal projected value as v_c^m , where $\mathbf{F}_{\text{ELN}}^0 = \mathbf{F}_{\text{ELN}}^0 / |\mathbf{F}_{\text{ELN}}^0|$. The

survival probability on the large side is then given by

$$P_{\text{sur}}^{p-s}(\mathbf{v}) = \begin{cases} \frac{1}{2}, & \text{for } \mathbf{v} \cdot \hat{\mathbf{F}}_{\text{ELN}}^0 \leq v_c^m, \\ 1 - \frac{1}{2}h\left(\frac{|\mathbf{v} \cdot \hat{\mathbf{F}}_{\text{ELN}}^0 - v_c^m|}{a}\right), & \text{for } \mathbf{v} \cdot \hat{\mathbf{F}}_{\text{ELN}}^0 > v_c^m, \end{cases} \quad (16)$$

where $h(x) = (x^2 + 1)^{-1/2}$, and the parameter a can be determined using the conservation of the ELN described in [46]. We then use Eq. (16) to replace $P_{\text{sur}}^b(\mathbf{v})$ in Eqs. (15) to compute the corresponding values of the zeroth and the first moments. This scheme is named “power-1/2-s”.

Third, we can further generalize the power-1/2 prescription to include the axial asymmetric feature of the results, and use it to evaluate the post-FFC moments, dubbed as the “power-1/2-a” scheme. Just as the original motivation for the power-1/2 prescription in 1D-box simulations, which is to provide an prescription with the survival probability smoothly transitions across the angular crossing, in the power-1/2-a scheme, we achieve the same goal by defining a shortest “distance” to the initial ELN crossing contour as

$$D(\mathbf{v}) = 1 - \max(\mathbf{v} \cdot \mathbf{v}_c). \quad (17)$$

The corresponding survival probability to predict the quasistationary state in this scheme is then defined by

$$P_{\text{sur}}^{p-a}(\mathbf{v}) = \begin{cases} \frac{1}{2}, & \text{for } \Gamma^<, \\ 1 - \frac{1}{2}h[D(\mathbf{v})/a], & \text{for } \Gamma^>. \end{cases} \quad (18)$$

The determination of a in the power-1/2-a scheme follows the similar procedure as in the power-1/2-s scheme.

Table I compares the values of the ν_e and $\bar{\nu}_e$ zeroth moments as well as the x and z components of their first moments derived from the simulations in the original coordinates, to those evaluated using the above three different prescriptions for all three different θ_r values. In all cases, the fractional differences between values obtained by numerical simulations and those with prescriptions are smaller than $\sim 10\%$. Unsurprisingly, the boxlike scheme generally lead to larger errors, due to its simplest form that is discontinuous. For the power-1/2-s scheme and the power-1/2-a scheme, the fractional differences are generally smaller compared to the boxlike scheme, especially for the zeroth moment as well as the z component of the flux vectors. Fig. 8 shows the graphical representation of the initial ν_e (black arrows) and $\bar{\nu}_e$ flux vectors (blue arrows), their final coarse-grained vectors from simulations (red and magenta arrows), and the values predicted using the box-like (green dots), the power-1/2-s prescription (cyan dots), as well as the power-1/2-a prescription (red dots) for all three cases with different θ_r to demonstrate the impact of FFC, and the difference between the numerical outcome and the approximated evaluations. Once again, it illustrates that in general the power-1/2-a scheme provides the best prediction for the post-FFC flux vectors, followed by the power-1/2-s scheme, and then the boxlike scheme.

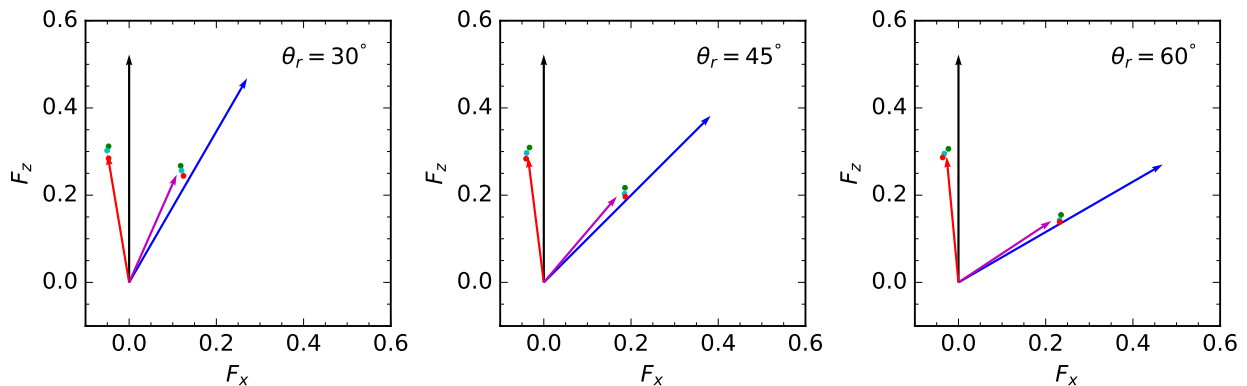


FIG. 8. Graphical representation of the initial ν_e (black arrows) and $\bar{\nu}_e$ flux vectors (blue arrows), their final coarse-grained vectors from simulations (red and magenta arrows), and the values predicted using the box-like (green dots), the power-1/2-s prescription (cyan dots), as well as the power-1/2-a prescription (red dots) for $\theta_r = 30^\circ$ (left panel), 45° (middle panel), and 60° (right panel) in the original coordinates, respectively.

Finally, we note that in the power-1/2-s scheme that assumes axisymmetry in the rotated coordinates, we have conservatively chosen the maximally projected velocity v_c^m as the critical velocity value in Eq. (16). This is to avoid having a final ELN angular distribution that still contains ELN crossings. If we have used the averaged projected velocity value as the critical velocity in Eq. (16), it will result in similar approximated numbers for the final moments, but the corresponding final ELN angular distribution will have crossings. Such a choice can lead to inconsistency when implemented into the effective classical transport model generalized from [47] in multidimensions. We also caution that this method is not guaranteed to work for very extreme cases where $\mathbf{v}_c \cdot \hat{\mathbf{F}}_{\text{ELN}}^0$ span a very wide range of values. As for the further improved power-1/2-a scheme, it does not suffer from this issue, and can be universally used for any ELN distributions without axisymmetry. Also noted is that for cases with very shallow ELN angular crossings, the power-1/2-a scheme automatically converges towards the boxlike scheme.

V. CONCLUSION AND OUTLOOK

In this work, we have conducted numerical simulations of collective neutrino fast flavor conversions in three spatial dimensions in a cubic box with periodic boundary condition using the extended version of COSEV. We first examined three different physical cases with axially asymmetric neutrino ELN angular distributions in a coordinate system where the x and y components of the ν_e flux vector are zero. Our results show that when the system has reached the quasi-stationary state, the spatially-averaged ELN angular crossing is erased, and near flavor equilibration is reached in one angular domain defined by the initial ELN crossing contour, similar to what previously observed in the 1D box cases. We have further

conducted the same set of axially asymmetric simulations in rotated coordinate systems where the x' and y' components of the ELN angular moments are zero, as well as the corresponding axisymmetric counterparts. We found that the evolution of the zeroth ELN moments and the z' components of the first ELN moments in these two sets of simulations are nearly identical, while the evolution of the x' components of the first ELN moments differ. Interestingly, we find that by folding the spatially averaged flavor survival probabilities computed based the axisymmetric counterpart distributions with the initially axially asymmetric angular distributions.

Based on the simulation outcomes, we have provided generalized boxlike scheme and two different versions (power-1/2-s and power-1/2-a) based on the power-1/2 scheme proposed in [46] to approximate the post-FFC flavor survival probabilities in 3D. The generalized power-1/2-s scheme assumes axisymmetry in the rotated coordinates while the power-1/2-a scheme takes into account the axial asymmetric feature of the system. While we have found that all these schemes give rise to less than $\lesssim 10\%$ errors in the predicted post-FFC moments, the power-1/2-a scheme predicts the post-FFC moments most accurately than the other two approximated prescriptions. We note that, however, the implementation of the power-1/2-a and the power-1/2-s schemes require more computation time than the simplest boxlike scheme, for their better accuracy.

The numerical studies presented in this work indicates that the important feature – the erase of the spatially averaged ELN crossing and the coarse-grained flavor equilibration in an angular domain – concluded based on 1D periodic box simulations with axisymmetric neutrino distributions remain generally valid in multidimensional cases without axisymmetry. Hence, it is expected that one can similarly implement the analytical prescriptions proposed in this paper into the effective classical transport model proposed in [47] to take into account the effect

of FFC in global neutrino transport simulation in multidimensions. This aspect will be further pursued in the future.

ACKNOWLEDGMENTS

MRW and MG acknowledge supports from the National Science and Technology Council, Taiwan under Grant No. 111-2628-M-001-003-MY4, and the Academia Sinica (Project No. AS-CDA-109-M11). MRW also acknowledges supports from the Physics Division of the National Center for Theoretical Sciences, Taiwan. ZX

acknowledges support of the European Research Council (ERC) under the European Union's Horizon 2020 research and innovation programme (ERC Advanced Grant KILONOVA No. 885281), the Deutsche Forschungsgemeinschaft (DFG, German Research Foundation) – Project-ID 279384907 – SFB 1245, and MA 4248/3-1. CYL acknowledges support from the National Center for High-performance Computing (NCHC). We acknowledge the computing resources provided by the Academia Sinica Grid-computing Center and the National Center for High Performance Computing in Taiwan. We acknowledge the following software: MATPLOTLIB [71], NUMPY [72], and yt [73].

-
- [1] J. Pantaleone, *Phys. Lett. B* **287**, 128 (1992).
 [2] G. Sigl and G. Raffelt, *Nucl. Phys. B* **406**, 423 (1993).
 [3] F. Capozzi, M. Chakraborty, S. Chakraborty, and M. Sen, *Phys. Rev. D* **106**, 083011 (2022), 2205.06272.
 [4] M. C. Volpe, *Rev. Mod. Phys.* **96**, 025004 (2024), 2301.11814.
 [5] T. Fischer, G. Guo, K. Langanke, G. Martínez-Pinedo, Y.-Z. Qian, and M.-R. Wu, *Prog. Part. Nucl. Phys.* **137**, 104107 (2024), 2308.03962.
 [6] C. J. Stapleford, C. Fröhlich, and J. P. Kneller, *Phys. Rev. D* **102**, 081301 (2020), 1910.04172.
 [7] Z. Xiong, A. Sieverding, M. Sen, and Y.-Z. Qian, *Astrophys. J.* **900**, 144 (2020), 2006.11414.
 [8] X. Li and D. M. Siegel, *Phys. Rev. Lett.* **126**, 251101 (2021), 2103.02616.
 [9] O. Just, S. Abbar, M. R. Wu, I. Tamborra, H. T. Janka, and F. Capozzi, *Phys. Rev. D* **105**, 083024 (2022), 2203.16559.
 [10] R. Fernández, S. Richers, N. Mulyk, and S. Fahlman, *Phys. Rev. D* **106**, 103003 (2022), 2207.10680.
 [11] S.-i. Fujimoto and H. Nagakura, *Mon. Not. Roy. Astron. Soc.* **519**, 2623 (2022), 2210.02106.
 [12] H. Nagakura, *Phys. Rev. Lett.* **130**, 211401 (2023), 2301.10785.
 [13] E. Grohs, S. Richers, S. M. Couch, F. Foucart, J. P. Kneller, and G. C. McLaughlin, *Phys. Lett. B* **846**, 138210 (2023), 2207.02214.
 [14] J. Ehring, S. Abbar, H. T. Janka, G. Raffelt, and I. Tamborra, *Phys. Rev. D* **107**, 103034 (2023), 2301.11938.
 [15] J. Ehring, S. Abbar, H. T. Janka, G. Raffelt, and I. Tamborra, *Phys. Rev. Lett.* **131**, 061401 (2023), 2305.11207.
 [16] Z. Xiong, M.-R. Wu, M. George, C.-Y. Lin, N. K. Largani, T. Fischer, and G. Martínez-Pinedo, *Phys. Rev. D* **109**, 123008 (2024), 2402.19252.
 [17] R. F. Sawyer, *Phys. Rev. D* **79**, 105003 (2009), 0803.4319.
 [18] R. F. Sawyer, *Phys. Rev. Lett.* **116**, 081101 (2016), 1509.03323.
 [19] S. Abbar, H. Duan, K. Sumiyoshi, T. Takiwaki, and M. C. Volpe, *Phys. Rev. D* **100**, 043004 (2019), 1812.06883.
 [20] M. Delfan Azari, S. Yamada, T. Morinaga, W. Iwakami, H. Okawa, H. Nagakura, and K. Sumiyoshi, *Phys. Rev. D* **99**, 103011 (2019), 1902.07467.
 [21] M. Delfan Azari, S. Yamada, T. Morinaga, H. Nagakura, S. Furusawa, A. Harada, H. Okawa, W. Iwakami, and K. Sumiyoshi, *Phys. Rev. D* **101**, 023018 (2020), 1910.06176.
 [22] H. Nagakura, T. Morinaga, C. Kato, and S. Yamada, *The Astrophysical Journal* **886**, 139 (2019), 1910.04288.
 [23] S. Abbar, H. Duan, K. Sumiyoshi, T. Takiwaki, and M. C. Volpe, *Phys. Rev. D* **101**, 043016 (2020), 1911.01983.
 [24] R. Glas, H.-T. Janka, F. Capozzi, M. Sen, B. Dasgupta, A. Mirizzi, and G. Sigl, *Phys. Rev. D* **101**, 063001 (2020), 1912.00274.
 [25] H. Nagakura, A. Burrows, L. Johns, and G. M. Fuller, *Phys. Rev. D* **104**, 083025 (2021), 2108.07281.
 [26] S. Abbar, F. Capozzi, R. Glas, H. T. Janka, and I. Tamborra, *Phys. Rev. D* **103**, 063033 (2021), 2012.06594.
 [27] A. Harada and H. Nagakura, *Astrophys. J.* **924**, 109 (2022), 2110.08291.
 [28] M. R. Wu and I. Tamborra, *Phys. Rev. D* **95**, 103007 (2017), 1701.06580.
 [29] M. R. Wu, I. Tamborra, O. Just, and H. T. Janka, *Phys. Rev. D* **96**, 123015 (2017), 1711.00477.
 [30] M. George, M.-R. Wu, I. Tamborra, R. Ardevol-Pulillo, and H.-T. Janka, *Phys. Rev. D* **102**, 103015 (2020), 2009.04046.
 [31] S. Richers, *Phys. Rev. D* **106**, 083005 (2022), 2206.08444.
 [32] P. Mukhopadhyay, J. Miller, and G. C. McLaughlin, (2024), 2404.17938.
 [33] I. Tamborra and S. Shalgar, *Ann. Rev. Nucl. Part. Sci.* **71**, 165 (2021), 2011.01948.
 [34] S. Richers and M. Sen, *Handbook of Nuclear Physics*, 3771 (2023), 2207.03561.
 [35] A. Vlasenko, G. M. Fuller, and V. Cirigliano, *Phys. Rev. D* **89**, 105004 (2014), 1309.2628.
 [36] C. Volpe, *Int. J. Mod. Phys. E* **24**, 1541009 (2015), 1506.06222.
 [37] S. Bhattacharyya and B. Dasgupta, *Phys. Rev. D* **102**, 063018 (2020), 2005.00459.
 [38] S. Bhattacharyya and B. Dasgupta, *Phys. Rev. Lett.* **126**, 061302 (2021), 2009.03337.
 [39] M.-R. Wu, M. George, C.-Y. Lin, and Z. Xiong, *Phys. Rev. D* **104**, 103003 (2021), 2108.09886.
 [40] S. Richers, D. E. Willcox, N. M. Ford, and A. Myers, *Phys. Rev. D* **103**, 083013 (2021), 2101.02745.
 [41] S. Richers, H. Duan, M.-R. Wu, S. Bhattacharyya, M. Zaitzen, M. George, C.-Y. Lin, and Z. Xiong, *Phys. Rev. D* **106**, 043011 (2022), 2205.06282.

- [42] D. F. G. Fiorillo and G. G. Raffelt, (2024), 2403.12189.
- [43] M. Cornelius, S. Shalgar, and I. Tamborra, *JCAP* **02**, 038 (2024), 2312.03839.
- [44] M. D. Azari, H. Sasaki, T. Takiwaki, and H. Okawa, (2024), 2402.04741.
- [45] M. Zaizen and H. Nagakura, *Phys. Rev. D* **107**, 103022 (2023), 2211.09343.
- [46] Z. Xiong, R. Wu, S. Abbar, S. Bhattacharyya, M. George, and C.-Y. Lin, *Phys. Rev. D* **108**, 063003 (2023), 2307.11129.
- [47] Z. Xiong, M.-R. Wu, M. George, and C.-Y. Lin, “Robust integration of fast flavor conversions in classical neutrino transport,” (2024), 2403.17269.
- [48] F. Capozzi, B. Dasgupta, A. Mirizzi, M. Sen, and G. Sigl, *Phys. Rev. Lett.* **122**, 091101 (2019), 1808.06618.
- [49] I. Padilla-Gay, S. Shalgar, and I. Tamborra, *JCAP* **01**, 017 (2021), 2009.01843.
- [50] H. Nagakura and M. Zaizen, *Phys. Rev. Lett.* **129**, 261101 (2022), 2206.04097.
- [51] Z. Xiong, M.-R. Wu, G. Martínez-Pinedo, T. Fischer, M. George, C.-Y. Lin, and L. Johns, *Phys. Rev. D* **107**, 083016 (2023), 2210.08254.
- [52] H. Nagakura and M. Zaizen, *Phys. Rev. D* **108**, 123003 (2023), 2308.14800.
- [53] H. Nagakura, *Phys. Rev. D* **108**, 103014 (2023), 2306.10108.
- [54] S. Shalgar and I. Tamborra, *Phys. Rev. D* **108**, 043006 (2023), 2206.00676.
- [55] S. Shalgar and I. Tamborra, *Phys. Rev. D* **107**, 063025 (2023), 2207.04058.
- [56] M. Cornelius, S. Shalgar, and I. Tamborra, (2024), 2407.04769.
- [57] L. Johns, (2023), 2306.14982.
- [58] H. Nagakura, L. Johns, and M. Zaizen, *Phys. Rev. D* **109**, 083013 (2024), 2312.16285.
- [59] L. Johns, (2024), 2401.15247.
- [60] L. Johns and H. Nagakura, *Phys. Rev. D* **103**, 123012 (2021), 2104.04106.
- [61] H. Nagakura and L. Johns, *Phys. Rev. D* **104**, 063014 (2021), 2106.02650.
- [62] S. Abbar, *Phys. Rev. D* **107**, 103006 (2023), arXiv:2303.05560 [astro-ph.HE].
- [63] S. Abbar and H. Nagakura, *Phys. Rev. D* **109**, 023033 (2024), 2310.03807.
- [64] S. Abbar, M.-R. Wu, and Z. Xiong, *Phys. Rev. D* **109**, 043024 (2024), 2311.15656.
- [65] S. Abbar, M.-R. Wu, and Z. Xiong, *Phys. Rev. D* **109**, 083019 (2024), 2401.17424.
- [66] J. Froustey, S. Richers, E. Grohs, S. Flynn, F. Foucart, J. P. Kneller, and G. C. McLaughlin, *Phys. Rev. D* **109**, 043046 (2024), 2311.11968.
- [67] E. Grohs, S. Richers, S. M. Couch, F. Foucart, J. Froustey, J. Kneller, and G. McLaughlin, *Astrophys. J.* **963**, 11 (2024), 2309.00972.
- [68] S. Richers, D. Willcox, and N. Ford, *Phys. Rev. D* **104**, 103023 (2021), 2109.08631.
- [69] S. Richers, J. Froustey, S. Ghosh, F. Foucart, and J. Gomez, (2024), 2409.04405.
- [70] M. George, C.-Y. Lin, M.-R. Wu, T. G. Liu, and Z. Xiong, *Comput. Phys. Commun.* **283**, 108588 (2023), 2203.12866.
- [71] J. D. Hunter, *Computing in Science & Engineering* **9**, 90 (2007).
- [72] S. van der Walt, S. C. Colbert, and G. Varoquaux, *Computing in Science & Engineering* **13**, 22 (2011).
- [73] M. J. Turk, B. D. Smith, J. S. Oishi, S. Skory, S. W. Skillman, T. Abel, and M. L. Norman, *Astrophys. J. Suppl.* **192**, 9 (2011), arXiv:1011.3514 [astro-ph.IM].