

A Systematic Investigation of PbSe Thermoelectric Material

Author:

Md. Moklesur Rahman¹, Md Kamal Hossain², Fateha Samad², Fysol Ibna Abbas^{1,3*}

Affiliation:

¹Department of Electrical & Electronics Engineering, Faculty of Science & Technology, City University, Dhaka-1216, Bangladesh

²Department of Electronics & Telecommunication Engineering, Rajshahi University of Engineering & Technology

³Department of Theoretical Physics, Faculty of Science, University of Dhaka, Dhaka-1000, Bangladesh

*Corresponding Author e-mail: fysolibnaabbas@gmail.com

Abstract- The thermoelectric characteristics of lead selenium (PbSe) doped with gallium (Ga) are investigated in this study. When the lead sulfide (PbSe) is tuned with appropriate dopants, it exhibits satisfactory ZT values, hence making it a promising thermoelectric material. This study examines the electrical conductivity, Seebeck coefficient, thermal conductivity, and power factor of PbSe, with varying amounts of added Ga. Results indicate that incorporating Ga into PbSe improves its thermoelectric performance, with a maximum ZT value of approximately 1.2 at 873 K for the optimal doping concentration of 0.005 atomic percent. This improvement is attributed to the combined effects of increased electrical conductivity and reduced thermal conductivity. These findings suggest that Ga-doped PbSe is a promising candidate for mid-temperature thermoelectric applications.

Keywords — Electrical Conductivity, Figure of Merit, Lattice Thermal Conductivity, Power Factor.

Introduction

It is extremely important to know about interionic interactions in order to describe a wide variety of condensed matter's physical and chemical properties from a microscopic perspective [1-9]. In addition, there are situations in which the microscopic description structure is very helpful in providing some qualitative insights into the

materials for electronic device application [10-22]. This is an example of how thermoelectric materials display their features. Thermoelectric materials have garnered significant research interest due to their unique ability to convert heat into electrical energy, which has immense value for energy harvesting, power generation, and waste heat recovery. These materials offer the potential for sustainable energy solutions, especially when conventional energy conversion methods are inefficient or impractical [23-26]. The efficiency of thermoelectric materials is governed by the dimensionless figure of merit, ZT, defined as

$$ZT = S^2 \sigma T / \kappa,$$

where S is the Seebeck coefficient [27-30], σ is the electrical conductivity [31-34], T is the absolute temperature, and κ is the thermal conductivity [35-38]. A higher ZT value correlates with enhanced thermoelectric performance, making the optimization of these parameters crucial for practical applications [39-41].

Several materials have demonstrated promising ZT values and, making them suitable candidates for practical thermoelectric applications. For instance, Bismuth Telluride (Bi_2Te_3) exhibits a ZT of around 1.0 at room temperature, making it suitable in cooling applications [42]. Similarly, Skutterudites, with ZT values of approaching 1.5, are fascinating for mid-temperature applications [43]. More

recently, materials like Tin Selenide (SnSe) have achieved record ZT values of up to 2.6 at 923 K, underscoring the ongoing advancements in thermoelectric material research [44].

Among the various thermoelectric materials, Lead Selenide (PbSe), a IV-VI semiconductor, has emerged as a promising candidate for thermoelectric applications, particularly in the mid-temperature range (400–900 K) [45-49]. The favorable electronic band structure and relatively low thermal conductivity of PbSe make it an excellent candidate for achieving high ZT values [50,51]. However, doping with elements that modify carrier concentration and mobility can further enhance its thermoelectric performance. Doping with Group IIIA elements including Boron (B), Gallium (Ga), Indium (In), and Thallium (Tl), has shown potential in optimizing the thermoelectric properties of PbSe [52]. This study focuses on the effects of Ga doping on PbSe, aiming to enhance its thermoelectric performance for practical applications.

Experimental Methodology

Sample Preparation: High-purity elemental lead (Pb), selenium (Se), and gallium (Ga) were used to synthesize lead selenide (PbSe) ingots with varying concentrations of Ga. The elements were weighed and mixed according to predetermined atomic percentages of Ga (0.003%, 0.005%, and 0.007%). The mixtures were then sealed in a quartz tube under an argon atmosphere to prevent oxidation. The sealed tubes were heated to the melting point of the components and maintained at that temperature to ensure complete homogenization. After sufficient melting, the samples were gradually cooled to form solid ingots.

Powder Processing: The solidified PbSe ingots were carefully grounded into fine powders using mechanical grinding. Using

a hot-pressing technique, the resulting powders were then consolidated into dense polycrystalline samples. This process was conducted under controlled temperature and pressure to ensure optimal densification while preserving the desired microstructure [53-56].

Structural Characterization: The synthesized samples' phase purity and crystalline structure were examined using X-ray diffraction (XRD). XRD patterns were recorded to confirm the presence of the desired PbSe phase and to detect any secondary phases or impurities [57-59]. Additionally, the microstructure of the samples was analyzed using scanning electron microscopy (SEM), which provided detailed images of the grain size, distribution, and morphology within the polycrystalline matrix [60,61].

Electrical and Thermoelectric Measurements: The electrical conductivity and Seebeck coefficient of samples were measured over a range of temperatures using a commercial ULVAC ZEM-3 system [62]. These measurements provided insights into the thermoelectric performance of the Ga-doped PbSe samples by evaluating their ability to generate a thermoelectric voltage in response to a temperature gradient.

Thermal Properties: The thermal diffusivity of the samples was determined using a Netzsch LFA 457 laser flash apparatus [63]. This technique involved subjecting the samples to a laser pulse and measuring the rate at which heat propagated through the material. Specific heat capacity was measured using a Netzsch DSC 404 C differential scanning calorimeter (DSC), which involved heating the samples at a controlled rate and recording the heat flow. These thermal properties are crucial for calculating thermal conductivity, directly influencing thermoelectric efficiency.

Results and Discussion

Electrical Conductivity and Seebeck Coefficient

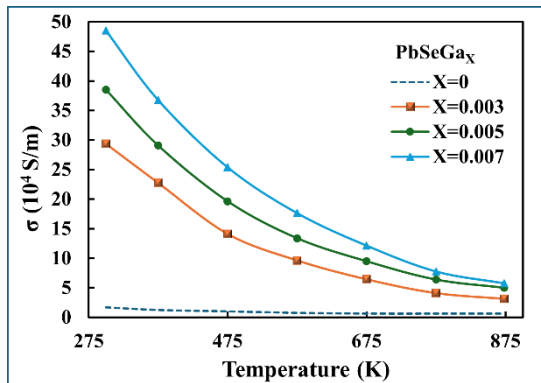


Fig-1: Temperature dependence of electrical conductivity for PbSeGa_x (x=0, 0.003, 0.005, 0.007).

Fig-1, presents the temperature dependence of electrical conductivity for PbSe samples doped with varying levels of Ga. The electrical conductivity decreased with increasing temperature for all samples, which is indicative of typical semiconductor behavior. The undoped PbSe sample exhibited the highest electrical conductivity at room temperature, which gradually decreased as the temperature increased. Ga-doped samples showed a slight reduction in electrical conductivity at lower temperatures, which is attributed to the scattering of charge carriers by the dopant atoms. However, at higher temperatures, the electrical conductivity of the Ga-doped samples approached that of the undoped PbSe, suggesting that Ga doping has a minimal adverse effect on high-temperature charge transport.

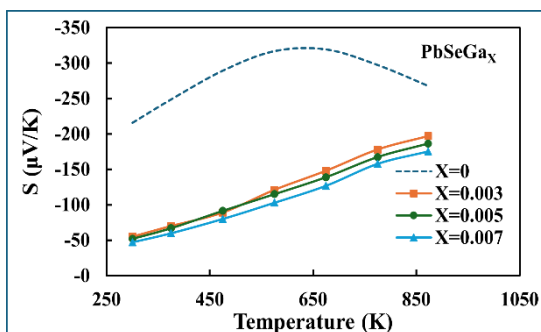


Fig-2: Temperature dependence of Seebeck coefficient for PbSeGa_x (x = 0, 0.003, 0.005, 0.007).

As shown in Fig-2, the Seebeck coefficient increased with the temperature for all samples. This characteristic is consistent with typical n-type thermoelectric materials. The negative Seebeck coefficient values confirmed that electrons were the dominant charge carriers. Among the Ga-doped samples, the one with 0.007 atomic percent Ga exhibited the highest Seebeck coefficient at elevated temperatures, indicating that Ga doping effectively enhanced thermoelectric power. This increase in the Seebeck coefficient, combined with the relatively stable electrical conductivity, contributes to an improved power factor, as seen in Fig-3.

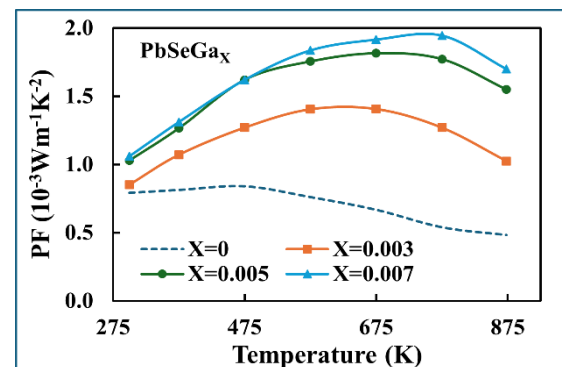


Fig-3: Temperature dependence of Power Factor for PbSeGa_x (x=0, 0.003, 0.005, 0.007).

Thermal Conductivity

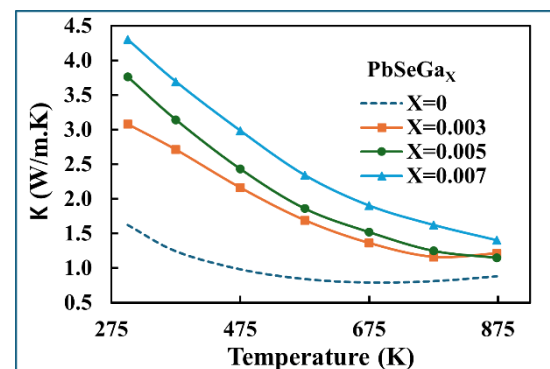


Fig-4: Temperature dependence of Total Thermal Conductivity for PbSeGa_x (x = 0, 0.003, 0.005, 0.007).

The thermal conductivity as a function of temperature is depicted in Fig-4. Both the total thermal conductivity and the lattice thermal conductivity (Fig-5) decreased with increasing temperature for all samples.

The total thermal conductivity for the undoped PbSe sample was higher than that of the Ga-doped samples, reflecting the influence of Ga atoms in scattering phonons. As the Ga concentration increased, the thermal conductivity decreased, which was beneficial for achieving higher ZT values.

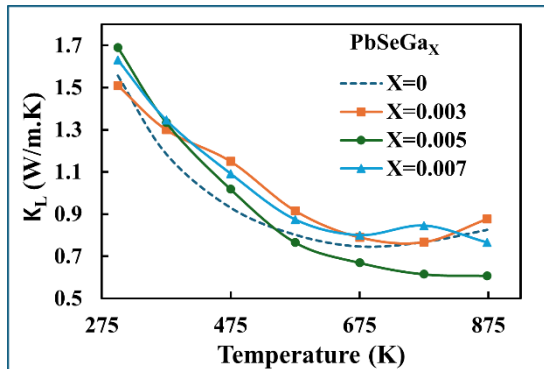


Fig-5: Temperature dependence of Lattice Thermal Conductivity for PbSeGa_x ($x = 0, 0.003, 0.005, 0.007$).

As shown in Fig. 5, the lattice thermal conductivity was particularly sensitive to Ga doping. The sample doped with 0.007 atomic percent Ga showed the lowest lattice thermal conductivity across the temperature range. This reduction was attributed to the increased phonon scattering caused by the Ga dopant, which disrupted the regularity of the PbSe crystal lattice.

Specific Heat

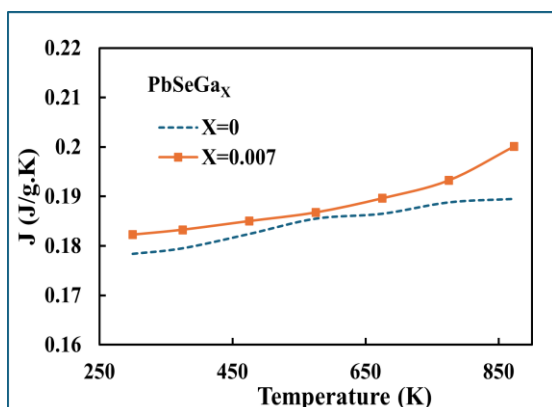


Fig-6: Temperature dependence of specific heat for $\text{PbSeGa}_{0.007}$ and undoped PbSe.

Figure 6 shows the specific heat (C_p) of PbSe and Ga-doped PbSe as a function of temperature. The specific heat for Ga-

doped samples slightly increases with temperature and remains comparable to that of undoped PbSe across the temperature range. The specific heat for this sample approaches a value of around $0.20 \text{ J/g}\cdot\text{K}$ at high temperatures, which is typical for PbSe-based materials.

Interestingly, despite the slight variations in specific heat among the doped and undoped samples, the presence of Ga does not significantly alter the specific heat capacity of the material. This observation suggests that the enhancement in thermoelectric performance is primarily driven by changes in electrical and thermal transport properties rather than specific heat variations. Nonetheless, the stable specific heat contributes to the overall thermal management of the material, which is critical in thermoelectric applications where both electrical and thermal transport must be optimized.

Figure of Merit (ZT)

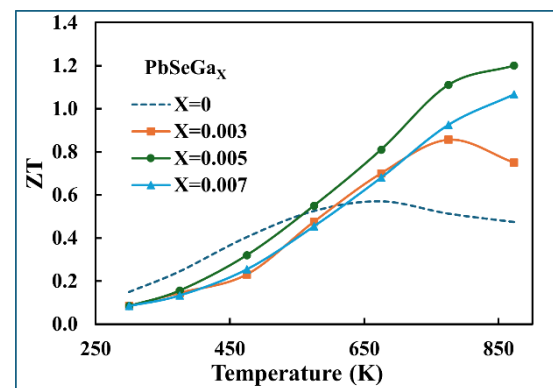


Fig-7: Temperature dependence of ZT for PbSeGa_x ($x=0, 0.003, 0.005, 0.007$).

The dimensionless figure of merit (ZT) was calculated using the measured electrical conductivity, Seebeck coefficient, and thermal conductivity data. As shown in Figure 7, the ZT values of all samples increased with temperature. The highest ZT value of approximately 1.2 was achieved for the PbSe sample doped with 0.005 atomic percent Ga at 873 K. This represented a significant improvement over undoped PbSe and was primarily due to the

combined effects of enhanced Seebeck coefficient and reduced thermal conductivity. The optimal doping level appeared to be 0.005 atomic percent Ga. Further increased in Ga concentration did not lead to higher ZT values, possibly due to excessive carrier scattering.

Conclusion

The results of this investigation revealed that doping markedly improved the thermoelectric efficiency of PbSe. Optimizing the concentration of Ga, a maximum ZT value of 1.2 was achieved at 873 K for PbSe doped with 0.005 atomic percent Ga. This improvement was attributed to the synergistic effects of increased electrical conductivity and reduced thermal conductivity, which together enhanced the overall efficiency of the material. The results underscored the potential of Ga-doped PbSe as a promising candidate for mid-temperature thermoelectric applications. Future research will focus on further optimizing doping concentrations and exploring co-doping strategies to achieve higher ZT values, thereby expanding the material's applicability across a broader range of thermoelectric applications.

Acknowledgments

The authors would like to express their gratitude to the “Bangladesh Council of Scientific and Industrial Research (BCSIR)” for their support.

References:

- [1] Abbas FI, Bhuiyan GM. Atomic transport properties and liquid–liquid phase separation of $Zn_x Bi_{1-x}$ liquid monotectic alloys. *Journal of Physics: Condensed Matter*. 2023 (35) 32:324001.
- [2] Abbas FI, Bhuiyan GM. A study of thermodynamics of mixing for $Al_x Zn_{1-x}$ liquid binary alloys. *Physica B: Condensed Matter*. 2022 (647) 32: 414365.
- [3] Islam MA, Gosh RC, Abbas FI, Bhuiyan GM. Effects of interionic pair interactions on atomic transport properties of liquid Al. *Indian Journal of Physics*. 2022 Mar;96(3):697-706.
- [4] Abbas FI, Bhuiyan GM, Kasem R. Critical Properties of Segregation for $Al_{1-x} Bi_x$ Liquid Binary Alloys. *Journal of the Physical Society of Japan*. 2020 Nov 15;89(11):114004.
- [5] Dubinin NE, Bhuiyan GM, Abbas FI. Effective Wills–Harrison Pair Interaction in Liquid Au. *Russian Metallurgy (Metally)*. 2019 Aug;2019(8):835-7.
- [6] Bhuiyan GM, Abbas FI. Local minimum in pair potentials of polyvalent metals: A limitation of pseudopotential theory. *International Journal of Modern Physics B*. 2019 Mar 20;33(07):1950049.
- [7] Abbas FI, Bhuiyan GM, Kasem MR. A study of thermodynamics of mixing for $Al_{1-x} Sn_x$ liquid binary alloy. *Journal of non-crystalline solids*. 2018 Feb 1; 481:391-6.
- [8] Bhuiyan GM, Abbas FI. Local minimum in effective pairpotentials: Pseudopotential theory revisited. *arXiv preprint arXiv:1710.07931*. 2017 Oct 22.
- [9] Abbas FI, Bhuiyan GM. Atomic Energy of mixing and entropy of mixing for $Cu_x Al_{1-x}$ liquid binary alloys. *arXiv preprint arXiv:1607.05827*. 2016 Jul 20.
- [10] Al Rakib MA, Samad MF, Rahman MM, Abbas FI, Samad M, Rahman MA, Hossain MM, Abbas FI. Cost Effective Weather Monitoring Station. *EJENG [Internet]*. 2023 Apr. 24 [cited 2024 Mar. 31];8(2):73-8. Available from: <https://ej-eng.org/index.php/ejeng/article/view/2869>
- [11] Al Rakib MA, Rahman MM, Hossain MM, Rahman MA, Samad M, Abbas FI. Induction Motor Based Speed and Direction Controller. *EJENG [Internet]*. 2022 Nov. 28 [cited 2024 Mar. 31];7(6):82-6. Available from: <https://ej-eng.org/index.php/ejeng/article/view/2868>
- [12] Al Rakib MA, Rahman MM, Uddin S, Khan MAH, Rahman MA, Hossain MM, Samad M, Abbas FI. Smart Agriculture Robot Controlling using Bluetooth. *EJENG [Internet]*. 2022 Nov. 28 [cited 2024 Mar. 31];7(6):77-81. Available from: <https://ej-eng.org/index.php/ejeng/article/view/2867>
- [13] Al Rakib MA, Rahman MM, Uddin S, Alam Anik MS, Talukder AH, Samad M, Abbas FI. Fingerprint Based Smart Home Automation and Security System. *EJENG [Internet]*. 2022 Apr. 18 [cited 2024 Mar. 31];7(2):140-5. Available from: <https://ej-eng.org/index.php/ejeng/article/view/2745>
- [14] Al Rakib MA, Rahman MM, Alam Anik MS, Jahangir Masud FA, Islam S, Rahman MA, Chakraborty S, Abbas FI. Arduino Based Efficient Energy Storage Systems Using Solar and Wind Power. *EJENG [Internet]*. 2022 Apr. 15 [cited 2024 Mar. 31];7(2):134-9. Available

- from: <https://www.ej-eng.org/index.php/ejeng/article/view/2743>
- [15] Al Rakib MA, Rahman MM, Anik MSA, Masud FAJ, Rahman MA, Hossain MS, Abbas FI. Fire Detection and Water Discharge Activity for Fire Fighting Robots using IoT. EJENG [Internet]. 2022 Apr. 13 [cited 2024 Mar. 31];7(2):128-33. Available from: <https://ej-eng.org/index.php/ejeng/article/view/2742>
- [16] Al Rakib MA, Rahman MM, Alam Anik MS, Jahangir Masud FA, Rahman MA, Islam S, Abbas FI. Arduino Uno Based Voice Conversion System for Dumb People. EJENG [Internet]. 2022 Apr. 11 [cited 2024 Apr. 2];7(2):118-23. Available from: <https://www.ej-eng.org/index.php/ejeng/article/view/2744>
- [17] Al Rakib MA, Uddin S, Rahman MM, Chakraborty S, Abbas FI. Smart Wheelchair with Voice Control for Physically Challenged People. EJENG [Internet]. 2021 Dec. 3 [cited 2024 Apr. 2];6(7):97-102. Available from: <https://ej-eng.org/index.php/ejeng/article/view/2627>
- [18] Rakib MAA, Rahman MM, Samad M, Islam S, Rahman MA, Abbas FI. Low-Cost Pulmonary Ventilator for Patient Monitoring for Covid-19 Disease. EJENG [Internet]. 2021 Oct. 31 [cited 2024 Apr. 2];6(6):154-9. Available from: <https://ej-eng.org/index.php/ejeng/article/view/2610>
- [19] Rakib MAA, Rahman MM, Rana MS, Islam MS, Abbas FI. GSM Based Home Safety and Security System. EJENG [Internet]. 2021 Sep. 28 [cited 2024 Apr. 2];6(6):69-73. Available from: <https://www.ej-eng.org/index.php/ejeng/article/view/2580>
- [20] Rakib MAA, Rana MS, Rahman MM, Abbas FI. Dry and Wet Waste Segregation and Management System. EJENG [Internet]. 2021 Aug. 16 [cited 2024 Apr. 2];6(5):129-33. Available from: <https://www.ej-eng.org/index.php/ejeng/article/view/2531>
- [21] Al Rakib MA, Mahamud MS, Zishan MS, Abbas FI. An Arduino Based Smart Hand Gloves for Load Control and Physician Notification. In 2021 International Conference on Automation, Control and Mechatronics for Industry 4.0 (ACMI) 2021 Jul 8 (pp. 1-5). IEEE.
- [22] Ahmad S, Mehedee HM, Bin HM, Hasan RR, Abbas FI, Imam MH. Design of a Compact Simple Structured Dual-band Patch Antenna for Wireless On-body Medical and Sports Devices. In 2021 2nd International Conference on Robotics, Electrical and Signal Processing Techniques (ICREST) 2021 Jan 5 (pp. 577-581). IEEE.
- [23] Wood C. Materials for thermoelectric energy conversion. Reports on progress in physics. 1988 Apr 1;51(4):459.
- [24] Zhang X, Zhao LD. Thermoelectric materials: Energy conversion between heat and electricity. Journal of Materiomics. 2015 Jun 1;1(2):92-105.
- [25] Singh Y, Singh SK, Hazra P. The quest for high-efficiency thermoelectric generators for extracting electricity from waste heat. JOM. 2021 Dec;73(12):4070-84.
- [26] Goldsmid HJ, Goldsmid HJ. Thermoelectric properties of metals and semiconductors. Introduction to Thermoelectricity. 2010:23-41.
- [27] Su L, Shi H, Wang S, Wang D, Qin B, Wang Y, Chang C, Zhao LD. Enhancing carrier mobility and seebeck coefficient by modifying scattering factor. Advanced Energy Materials. 2023 May;13(18):2300312.
- [28] Zhang D, He P, Liu G, Zhong R, Xu F, Yang J, Luo Y, Wang S. High thermoelectric performance of PbSe via a synergistic band engineering and dislocation approach. Scripta Materialia. 2024 Apr 15; 244:116003.
- [29] Liu R, Ge Y, Wang D, Shuai Z. Understanding the temperature dependence of the seebeck coefficient from first-principles band structure calculations for organic thermoelectric materials. CCS Chemistry. 2021 Oct 1;3(10):1477-83.
- [30] Jia N, Cao J, Tan XY, Dong J, Liu H, Tan CK, Xu J, Yan Q, Loh XJ, Suwardi A. Thermoelectric materials and transport physics. Materials Today Physics. 2021 Nov 1; 21:100519.
- [31] Abdulhameed A, Wahab NZ, Mohtar MN, Hamidon MN, Shafie S, Halin IA. Methods and applications of electrical conductivity enhancement of materials using carbon nanotubes. Journal of Electronic Materials. 2021 Jun; 50:3207-21.
- [32] Fu D. Effect of Graphene on The Electrical Conductivity of Different Materials. Academic Journal of Science and Technology. 2022 Oct 11;3(1):113-5.
- [33] Zhou CD, Liang B, Huang WJ, Noudem JG, Tan XJ, Jiang J. Phonon engineering significantly reducing thermal conductivity of thermoelectric materials: a review. Rare Metals. 2023 Sep;42(9):2825-39.
- [34] Das P, Bathula S, Gollapudi S. Evaluating the effect of grain size distribution on thermal conductivity of thermoelectric materials. Nano Express. 2020 Sep 11;1(2):020036.
- [35] Tritt TM, editor. Thermal conductivity: theory, properties, and applications. Springer Science & Business Media; 2005 May 13.
- [36] Baranowski LL, Jeffrey Snyder G, Toberer ES. Effective thermal conductivity in thermoelectric materials. Journal of Applied Physics. 2013 May 28;113(20).

- [37] Finn PA, Asker C, Wan K, Bilotti E, Fenwick O, Nielsen CB. Thermoelectric materials: Current status and future challenges. *Frontiers in electronic materials*. 2021 Aug 19; 1:677845.
- [38] Sun J, Zhang Y, Fan Y, Tang X, Tan G. Strategies for boosting thermoelectric performance of PbSe: A review. *Chemical Engineering Journal*. 2022 Mar 1; 431:133699.
- [39] Snyder GJ, Snyder AH. Figure of merit ZT of a thermoelectric device defined from materials properties. *Energy & Environmental Science*. 2017;10(11):2280-3.
- [40] Wei J, Yang L, Ma Z, Song P, Zhang M, Ma J, Yang F, Wang X. Review of current high-ZT thermoelectric materials. *Journal of Materials Science*. 2020 Sep; 55:12642-704.
- [41] Xu L, Wang X, Wang Y, Gao Z, Ding X, Xiao Y. Enhanced average power factor and ZT value in PbSe thermoelectric material with dual interstitial doping. *Energy & Environmental Science*. 2024;17(5):2018-27.
- [42] Goldsmid HJ. *Introduction to thermoelectricity*. Berlin: Springer; 2010 Apr 29.
- [43] Rogl G, Rogl P. Skutterudites, a most promising group of thermoelectric materials. *Current opinion in green and sustainable chemistry*. 2017 Apr 1; 4:50-7.
- [44] Zhao LD, Tan G, Hao S, He J, Pei Y, Chi H, Wang H, Gong S, Xu H, Dravid VP, Uher C. Ultrahigh power factor and thermoelectric performance in hole-doped single-crystal SnSe. *Science*. 2016 Jan 8;351(6269):141-144.
- [45] Yang H, Li X, Wang G, Zheng J. The electrical properties of carrier transport between lead selenide polycrystallites manipulated by iodine concentration. *AIP advances*. 2018 Aug 1;8(8).
- [46] Pei Y, Shi X, LaLonde A, Wang H, Chen L, Snyder GJ. Convergence of electronic bands for high performance bulk thermoelectrics. *Nature*. 2011 May 5;473(7345): 66-9.
- [47] Biswas K, He J, Zhang Q, Wang G, Uher C, Dravid VP, Kanatzidis MG. Strained endotaxial nanostructures with high thermoelectric figure of merit. *Nat Chem*. 2011 Feb;3(2):160-6.
- [48] Pei Y, LaLonde AD, Wang H, Snyder GJ. Low effective mass leading to high thermoelectric performance. *Energy & Environmental Science*. 2012;5(7):7963-9.
- [49] Zhang Q, Wang H, Liu W, Wang H, Yu B, Zhang Q, Tian Z, Ni G, Lee S, Esfarjani K, Chen G. Enhancement of thermoelectric figure-of-merit by resonant states of aluminium doping in lead selenide. *Energy & Environmental Science*. 2012 ;5(1) :5246-51.
- [50] Skelton JM, Parker SC, Togo A, Tanaka I, Walsh A. Thermal physics of the lead chalcogenides PbS, PbSe, and PbTe from first principles. *Physical Review B*. 2014 May 15;89(20):205203.
- [51] Zhang Y, Ke X, Chen C, Yang J, Kent PR. Thermodynamic properties of PbTe, PbSe, and PbS: First-principles study. *Physical Review B—Condensed Matter and Materials Physics*. 2009 Jul 1;80(2):024304.
- [52] Hou ZH, Qian X, Cui QJ, Wang SF, Zhao LD. Strategies to advance thermoelectric performance of PbSe and PbS materials. *Rare Metals*. 2024 May 31:1-6.
- [53] Patil S, Mazor A, Almirall N, McLasky C, Gupta V, Lorcharoensery K, Krutz N, Bennett J, Hanlon T. Modeling of Powder Metallurgy Hot Isostatic Pressing and Application to a Ni-Base Superalloy. *International Symposium on Superalloys 2024 Aug 21 (pp. 1091-1100)*. Cham: Springer Nature Switzerland.
- [54] He J, Hu Z, Ding J, Sun T, Shi M, Cai F, Zhang Q. Synergistic regulation of pore and grain by hot pressing for enhanced thermoelectric properties of Bi_{0.35}Sb_{1.65}Te₃. *Applied Physics A*. 2024 Mar;130(3):184.
- [55] d'Angelo M, Galassi C, Lecis N. Thermoelectric Materials and Applications: A Review. *Energies*. 2023 Sep 4;16(17):6409.
- [56] Mansour MA, Nakamura K, AbdEl-Moneim A. Enhancing the thermoelectric properties for hot-isostatic-pressed Bi₂Te₃ nano-powder using graphite nanoparticles. *Journal of Materials Science: Materials in Electronics*. 2024 Apr;35(10):705.
- [57] Maskaeva LN, Yurk VM, Markov VF, Kuznetsov MV, Voronin VI, Lipina OG. Structure and photoelectric properties of PbSe films deposited in the presence of ascorbic acid. *Semiconductors*. 2020 Oct; 54:1191-7.
- [58] Gupta MC, Harrison JT and Islam MT. Photoconductive PbSe thin films for infrared imaging. *Mater. Adv.*, 2021,2, 3133-3160.
- [59] El-Menyawy EM, Mahmoud GM, Ibrahim RS, Terra FS, El-Zahed H, El Zawawi IK. Structural, optical, and electrical properties of PbS and PbSe quantum dot thin films. *Journal of Materials Science: Materials in Electronics*. 2016 Oct; 27:10070-10077.
- [60] Grovogui JA, Slade TJ, Hao S, Wolverton C, Kanatzidis MG, Dravid VP. Implications of doping on microstructure, processing, and thermoelectric performance: The case of PbSe. *Journal of Materials Research*. 2021 Mar 28; 36:1272-84.
- [61] Du J, Su T, Li H, Li S, Hu M, Fan H, Hu Q, Zhu H. Rapid synthesis of PbSe by MA and HPS and its thermoelectric properties. *Journal of Materials Science: Materials in Electronics*. 2020 May; 31:6855-60.
- [62] Sousa V, Savelli G, Lebedev OI, Kovnir K, Correia JH, Vieira EMF, Alpuim P, Kolen'ko YV. High Seebeck Coefficient from Screen-

Printed Colloidal PbSe Nanocrystals Thin Film.
Materials. 2022; 15(24):8805.

[63] Shinzato KE, Baba T. A laser flash apparatus for thermal diffusivity and specific heat capacity measurements. Journal of thermal analysis and calorimetry. 2001 Apr;64(1):413-22.