

The Impact of Large Language Models on Open-Source Innovation: Evidence from GitHub Copilot*

Doron Yeverechyahu
Coller School of Management, Tel Aviv University

Raveesh Mayya
Stern School of Business, New York University

Gal Oestreicher-Singer
Coller School of Management, Tel Aviv University

Updated: 10th June 2025
([Click Here](#) for the Latest Version)

Abstract

Large Language Models (LLMs) have been shown to enhance individual productivity in guided settings. Whereas LLMs are likely to also transform innovation processes in a collaborative work setting, it is unclear what trajectory this transformation will follow. Innovation in these contexts encompasses both *capability* innovation that explores new possibilities by acquiring new competencies in a project and *iterative* innovation that exploits existing foundations by enhancing established competencies and improving project quality. *Whether* LLMs affect these two aspects of collaborative work and to *what extent* is an open empirical question. Open-source development provides an ideal setting to examine LLM impacts on these innovation types, as its voluntary and open/collaborative nature of contributions provides the greatest opportunity for technological augmentation. We focus on open-source projects on GitHub by leveraging a natural experiment around the selective rollout of GitHub Copilot (a programming-focused LLM) in October 2021, where GitHub Copilot selectively supported programming languages like Python or Rust, but not R or Haskell. We observe a significant jump in overall contributions, suggesting that LLMs effectively augment collaborative innovation in an unguided setting. Interestingly, Copilot's launch increased *iterative* innovation focused on maintenance-related or feature-refining contributions significantly more than it did *capability* innovation through code-development or feature-introducing commits. This disparity was more pronounced after the model upgrade in June 2022 and was evident in active projects with extensive coding activity, suggesting that as both LLM capabilities and/or available contextual information improve, the gap between *capability* and *iterative* innovation may widen. We discuss practical and policy implications to incentivize high-value innovative solutions.

Keywords: Generative AI, Open-Source Community, Innovation, Productivity, Large Language Models

JEL Classification: O31, C88, J24, O35, L86

* All three authors contributed equally.

G. Oestreicher-Singer gratefully acknowledges the funding from the European Union's Horizon 2020 research and innovation program (#759540). R. Mayya gratefully acknowledges the funding from the Center for Global Economy and Business (CGEB) at NYU Stern.

1. Introduction

Rapid advances in Large Language Model (LLM) technologies are promising to transform various aspects of economic activities. Burgeoning research has explored how LLMs can affect the future of work and labor markets (Brynjolfsson et al. 2018; Eloundou et al. 2024), productivity and creativity (Boussioux et al. 2024; Brynjolfsson et al. 2025; Noy and Zhang 2023; Zhou and Lee 2024, Doshi and Houser 2024), and knowledge dissemination (Burtch et al. 2024; Horton 2023; Quinn and Gutt 2023).

An intriguing gap in the literature is the lack of empirical investigation into LLM’s impact on the collaborative innovation¹ ecosystems in the knowledge economy—environments where contributors collectively advance shared projects. Open-source software development exemplifies such collaborative innovation through transparent, non-guided problem-solving where diverse contributors advance shared projects (Lerner and Tirole 2002, Belenzon and Schankerman 2008). Whereas extant innovation typologies focus on product innovation in guided setting (Tushman and Anderson 1986; Henderson and Clark 1990), collaborative settings like open source require a framework centered on cognitive demands and outcomes, as contributors voluntarily self-select based on the nature of cognitive tasks (Felin and Zenger 2014).

This research identifies two distinct collaborative innovation patterns that anchor different ends of this cognitive spectrum, differing in knowledge search strategies and resultant competence outcomes (March 1991; Gatignon et al. 2002). The first innovation pattern, what we call as *capability* innovation, involves a search process focused seeking knowledge beyond the project’s current domains and acquiring new competence. The second pattern, what we call as *iterative* innovation, involves a search process centered on enhancing understanding within existing knowledge domains and enhancing existing competence.² In collaborative environments like open-source, *capability* innovation often requires “question ingenuity”—the cognitive ability to identify entirely new problem spaces worth exploring before trying to generate solutions. Capability innovation requires open-source contributors to conceptualize features without

¹ Within knowledge economy contexts, such as open source, innovation refers to collaboratively introducing new ideas/practices to enhance capabilities and quality (Hippel and Krogh 2003; Dahlander and Magnusson 2008).

² Our capability/iterative framework focuses on innovation outcomes in collaborative settings, distinct from March’s (1991) exploitation/exploration framework in organizational learning. See Table 1 ([Section 2.2](#)) for a detailed comparison.

predetermined specifications, demanding substantial human input to conceptualize and execute novel approaches that lack precedent within the project context. In contrast, *iterative* innovation focuses on refining existing project elements to function better, where cognitive efforts need to be focused on finding the correct solution within the established parameters. Iterative innovation on open-source starts with understanding existing code—often written by others—before making targeted improvements that navigate complex codebase interdependencies (Medappa and Srivastava 2019). Iterative innovation can happen with limited human input—the existing work itself forms part of the input along with the type of improvement needed. Figure 1 builds intuition in a data visualization package context: Panel A illustrates iterative innovation where the ability to display confidence intervals is added to the extant estimation technique. Panel B illustrates capability innovation, where a new estimation technique is introduced in the package.

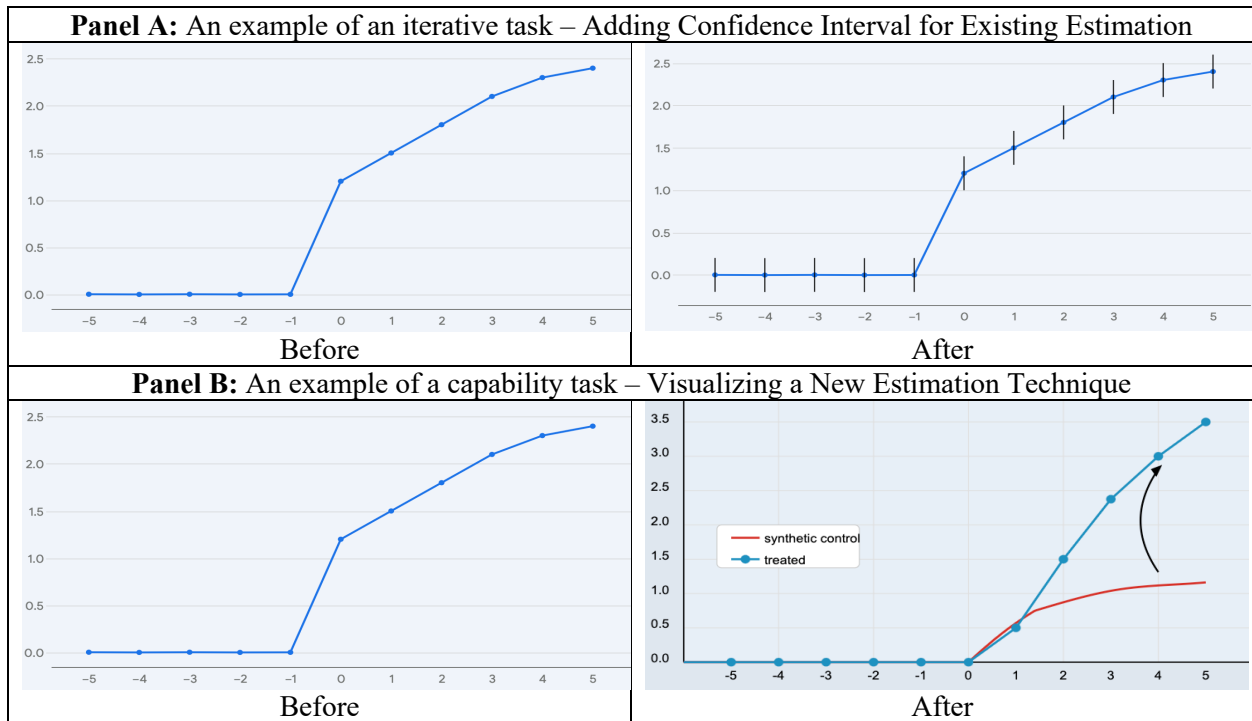


Figure 1. Illustration of *Iterative* and *Capability* Innovation in a data visualization context.

Understanding how LLMs affect these distinct innovation types is particularly important in collaborative settings, which benefit from greater knowledge diversity but face coordination challenges, making them rife for technology augmentation using LLMs. Especially given that LLMs are tools that primarily impact knowledge work, we argue that they are likely to have differential impacts on these

innovation types. *Iterative* innovation—which benefits from detailed context and often has a clear “right answer” or a clearly defined evaluation metric (e.g., drug repurposing or recommender system)—is likely to be settings where humans will incorporate LLM solutions. *Capability* innovation, however, involve inherently open-ended or ambiguous contexts and may not have a set of “right answers” (e.g., evaluating the benefits of gene editing technologies), potentially making contributors less likely to rely exclusively on LLMs for these tasks. This intuition is further supported by two key observations: (a) most AI systems are evaluated on tasks with well-defined solutions rather than open-ended exploration, and (b) LLMs predict the most likely response to an input sequence based on their exposure to vast amounts of text, resulting in outputs that reflect established patterns and solutions (Brown et al. 2020).

Extant research on LLMs has primarily examined controlled experimental settings (Brynjolfsson et al. 2025; Boussioux et al., 2024; Chen and Chan, 2024; Doshi and Houser 2024; Doshi et al. 2024), empirical studies on individual contributors (Zhou and Lee, 2024), or user-generated content platforms (Quinn and Gutt, 2023; Burtch et al., 2024), which all differ fundamentally from collaborative development. Studying the impact on collaborative development environments in the field is challenging, as voluntary adoption makes it difficult to disentangle LLM effects from adopter characteristics. An ideal setting allows researchers to observe an LLM selectively supporting some collaborative projects, but not all projects.

The launch of GitHub Copilot, a widely adopted programming focused LLM in October 2021, provides a rare natural experiment setting that satisfies the requirement of an LLM support for selected projects. Made available through various integrated development environments in October 2021, GitHub Copilot initially supported certain programming languages like Python and Rust, while omitting others such as R and Haskell.³ These languages stand as major pillars of the open-source movement with publicly accessible code repositories. The significant potential for innovation in these languages resides within their extensive ecosystems of user-contributed libraries or “packages”—such as pandas in Python, or ggplot2 in R, that expand a language’s capabilities and maintained by a community of voluntary contributors. Given that

³ OpenAI Codex, which powered GitHub Copilot, supported R and Haskell. However, the decision to exclude support was strategic, driven by the feasibility of corporate licenses and the viability of dedicated customer support.

GitHub Copilot supported Python and Rust, but not R and Haskell, the staggered support allows us to compare innovation trajectories of these communities without and without LLM assistance.

Building on these foundations, our research addresses multiple research gaps. While emerging studies examine individual productivity in open-source environments (Song et al. 2024; Hoffmann et al. 2024), they focus on aggregate productivity metrics without examining how LLMs differentially affect the fundamental duality of collaborative innovation processes: capability innovation (that demands deep creative engagement to uncover the challenge itself) and iterative innovation (that focuses on the right answer for a revealed challenge). This distinction is particularly consequential in collaborative settings where the voluntary nature of contribution means participants self-select into specific innovation types based on their skills, interests, and the contextual information available. Accordingly, our first research question asks, *how do LLMs affect the volume of contributions in open-source innovation?*

Second, we ask and answer, *how do LLMs affect the types of contributions in open-source innovation?* In structured tasks with clear evaluation criteria, LLMs have improved outcomes (Brynjolfsson et al. 2025, Noy and Zhang 2023), while their impact on open-ended creative tasks shows mixed results (Chen and Chan 2024, Doshi and Houser 2024, Zhou and Lee 2023). As we will show in what follows, open-source innovation comprises both *iterative* innovation (e.g., code cleanup) and *capability* innovation (e.g., feature development). Given the collaborative and self-selective nature of open-source projects, the differential effect of LLMs on these innovation types is ultimately an empirical question.

Finally, we explore *how may the effect of LLM on innovation types evolve as these models improve?* One key way in which LLMs can improve is by enhancing their ability to leverage contextual information—through expanded context windows, better training on contextual relationships, or enhanced architectures. Active projects, characterized by extensive user discussions and rich documentation, inherently facilitate a more detailed context for LLM usage. Similarly, LLM model upgrades enhance contextual understanding. By examining heterogeneous effects across different project activity levels, and by leveraging documented model upgrades, we can determine whether the gap between iterative and capability innovation narrows, widens, or remains stable as LLM context understanding improves.

We study these questions by analyzing languages in pairs: first pair comparing Python (supported) and R (unsupported), and second comparing Rust (supported) and Haskell (unsupported). Python/R are data-oriented languages with similar ecosystems focused on analytics, machine learning, and statistical computing. Rust and Haskell are performance-oriented compiled languages emphasizing systems programming and functional paradigms. This pairing approach allows us to test robustness across different programming domains while maintaining comparability of treated and control packages. Importantly, we also conduct combined analyses using all four languages together to confirm the findings.

Our data consists of all activities on repositories across these languages, tracked over a timeframe from October 2019 to December 2022, including their respective commits (over 1.1 million commits). Our analysis period ends when ChatGPT was released, which affects the control group. To analyze innovation types, we employed two complementary approaches. First, we analyzed code-diffs to identify function additions, which typically represent *capability* innovation through new feature development. Second, we annotated commit comments using LLMs, benchmarking several models including DeepSeek before ultimately selecting GPT-4o to classify commits into five categories: Maintenance, Code Development, Documentation and Style, Testing and Quality Assurance, and other non-programming tasks (details in Appendix B). This classification approach aligns with established software engineering literature on commit taxonomies (Hattori and Lanza, 2008; Hindle et al. 2008).

As our main identification strategy, we employ the classical Two-Way Fixed Effect (TWFE) model within the differences-in-differences framework using Propensity Score Matching with the nearest neighbor matching. Our primary analysis involves 1,187 unique Python packages matched with an equal number of R packages, and 1,373 Rust packages matched with an equal number of Haskell packages. As an alternative identification strategy, we use *Synthetic Difference in Differences*, a modern estimation technique.

Our analyses uncover some interesting insights. For both language pairs, we find a significant increase in the number of voluntary commits: Python packages by 37.05% compared to R ones, and Rust packages by 54.43% vs. Haskell packages. Regarding the type of innovation, we find that, whereas all types of

commits increase significantly across both language pairs, the absolute impact is consistently larger for commits without a new function creation or commits that are maintenance related. These findings document a shift in the trajectory of innovation towards iterative refinement of existing features.

The investigation into the distribution of contributions based on user activity footprint reveals that new contributions are disproportionately skewed towards packages with more user activity. For both language pairs, low-activity projects see modest increases in contribution volume, while high-activity projects witness substantial growth. The gap between maintenance and code development, as well as that between commits with and without new functions, is significantly wider in high-activity projects. We further test how model improvements affect these patterns by examining GitHub Copilot’s June 2022 model upgrade, revealing positive and significant coefficients over and above the main effects. Together, these findings suggest that, as LLMs enhance their contextual understanding capabilities, they disproportionately augment iterative innovation in context-rich environments, potentially altering the trajectory of collaborative innovation toward exploitation-focused activities in projects with abundant contextual resources.

We contribute to the emerging literature on LLMs and collaborative innovation in several ways. First, our natural experiment examining GitHub Copilot’s selective language support demonstrates that LLMs can also significantly boost voluntary contributions in collaborative environments, one of the earliest works to demonstrate the same. Second, we find that in voluntary collaborative contexts, LLMs disproportionately enhance iterative innovation over capability innovation due to fundamental differences in contextual requirements and human input. Iterative tasks leverage LLMs’ strengths in contextual understanding by providing existing code as a reference. This makes LLMs especially effective for tasks with well-defined solution spaces, such as understanding customer concerns, verifying data accuracy, or retrieving relevant documents from large collections. However, their impact may be more modest, though still valuable, for tasks requiring higher-level abstraction, such as complex system design. Finally, our analysis of context-rich projects and model improvements suggests that as LLMs get better at contextual processing abilities, the gap between innovation types may further widen rather than narrow—a pattern likely to influence collaboration across knowledge domains and necessitate interventions to balance innovation.

2. Literature Survey and Research Gap

2.1 Open-Source Innovation

Innovation carries different meanings across disciplines, yet nearly all definitions converge on the creation of new combinations of resources that people perceive as novel and improved (Rogers 2003). Open-source software development provides an exemplary context for studying innovation because of its transparency, voluntary participation and collaborative development model. The likelihood of high-quality innovation in open source is enhanced by the skill signaling and reputation building incentives that motivate contributors even when direct financial compensation is absent (Lerner and Tirole, 2002). This “private-collective” innovation model combines individual investment with collective value creation, where participants pursue personal objectives simultaneously while generating shared resources (Hippel and Krogh, 2003).

The transparency around open-source innovation creates unique opportunity structures that are often missing in proprietary development environments. Any contributor can directly observe, understand and build upon works of others, without the need to be in the team (Lakhani and Von Hippel 2004). Another distinctive characteristic of open-source innovation is its occurrence through a sequential layering of individual tasks rather than concurrent development facilitated by modular architecture (Medappa and Srivastava 2019). Such an approach creates an innovation environment that fosters a healthy mix of two key innovation types: building new capabilities and enhancing existing quality. Most contributions in open-source can be placed in a continuum between radical innovation that creates entirely new capabilities to incremental innovation, which enhances existing quality (Dahlander and Magnusson 2008), supporting the notion that even improvements to effectiveness and usability constitute meaningful innovation.

When new technologies like LLMs emerge that reduce the effort required for certain development tasks, it is unclear if voluntary contributors tackle more complex problems, alter the contribution pattern towards some innovation types, or lose motivation to contribute as it is no longer “challenging.”

2.2 Capability and Iterative Innovation

Innovation tasks in knowledge contexts can be conceptualized along a continuum, though scholarly frameworks have repeatedly found it valuable to anchor them around two principal patterns radical versus

incremental innovation (Tushman and Anderson 1986), architectural versus component innovation (Henderson and Clark 1990), exploration versus exploitation (March 1991), and competence acquisition versus competence enhancement (Gatignon et al. 2002). A primary limitation is that these innovation typologies focus on product innovation in organizational settings rather than collaborative processes, where contributors work on multiple subtasks concurrently and self-select based on cognitive demands.

The first, *capability* innovation, focuses on enhancing what a project can accomplish by expanding its functionality and feature set. This type often requires “question ingenuity,” a cognitive capacity to understand the question worth asking and then solving. This conceptualization builds directly upon the exploration processes (March 1991; Benner and Tushman 2003). Such innovation typically demands substantial human input to define the problem space, conceptualize potential solutions, and implement novel approaches that do not have precedence within the project context. In software development contexts, capability innovation manifests as implementing new features that extend the project’s capabilities.

The second, *iterative* innovation aims at improving the quality of existing elements, refining them to function better and more reliably. Given that the main cognitive capacity for this task center on comprehension of the current context before making changes, this type draws on exploitation activities (March 1991; Benner and Tushman 2003) This innovation type requires understanding already implemented solutions and enhancing them in the current iteration (Medappa and Srivastava 2019). These tasks often have clearer evaluation criteria for success, potentially requiring less human guidance to define the problem and solution space. In software contexts, iterative innovation includes bug fixes, code cleanup, or code refactoring—activities that Hattori and Lanza (2008) categorize as maintenance-oriented.

Our capability/iterative innovation framework distinctly emphasizes the cognitive processes and human input requirements in voluntary collaborative settings, unlike existing frameworks that focus on technological change or organizational outcomes (Table 1).

The emergence of LLMs creates an interesting empirical question regarding their differential impact on these theoretically distinct innovation types. LLMs may disproportionately support iterative innovation because it requires less human input—developers can provide existing code and specify desired changes.

Alternatively, LLMs may enhance capability innovation by helping overcome cognitive barrier to new knowledge creation and help with complementary ideation (Eloundou et al. 2024; Shneiderman 2007; Doshi et al. 2024). The differential impact of LLMs on these two tasks remain an open empirical question.

Table 1. Positioning Capability/Iterative Innovation among extant theoretical constructs

Theoretical Construct	Focus and Context	Seminal Work	Context and Emphasis
Radical/Incremental Innovation	Focuses on degree of technological change and disruption to existing competencies	Tushman and Anderson (1986)	Primarily examines organizational and market impacts rather than cognitive processes and human input requirements.
Breadth/Depth Search	Examines search strategies for innovation sources	Katila and Ahuja (2002)	Focuses on search processes rather than resulting innovation types.
Competence Acquisition/Enhancement	Examines changes to firm capabilities	Gatignon et al. (2002)	Focuses on organizational outcomes, not on cognitive processes or human input requirements
Exploration/Exploitation	Focuses on organizational learning and knowledge balance	March (1991); Benner and Tushman (2003)	Broader scope beyond innovation, including organizational adaptation.
Architectural/Component Innovation	Distinguishes between changes to system linkages vs. components	Henderson and Clark (1990)	Focuses on technical structure rather than cognitive processes.

2.3 Innovation in Voluntary Collaborative Environments

Innovation processes can be categorized along two key dimensions. The first dimension is independent versus collaborative, where independent innovation emerges from individual effort, while collaborative innovation requires coordination among multiple contributors (Singh and Fleming 2010). The other dimension is voluntary versus guided, where the former stems from self-selected participation, and the latter occurs with explicit direction within organizational structures (Felin and Zenger 2014). Voluntary collaborative settings have the greatest potential for technological augmentation as contributors can rapidly adapt their innovation strategies without organizational constraints (Hippel and Krogh 2003; Shah 2006).

The voluntary collaborative context creates unique dynamics for *capability* and *iterative* innovation types. Without formal direction, contributors must independently identify valuable opportunities and navigate complex social structures to integrate their work. This autonomy allows contributors to gravitate toward innovation types that align with their motivations and expertise (Miric and Jeppesen 2023; Piezunka and Dahlander 2019) enabling diverse innovation pathways than in directed settings.

The introduction of LLMs into voluntary collaborative environments creates a particularly revealing natural experiment because these tools may differentially impact the cognitive and coordination demands of capability versus iterative innovation (Hoffmann et al. 2024). Observing how self-selecting contributors adjust their innovation focus in response to LLM availability will help understand the underlying mechanisms through which these technologies reshape the innovation processes in the knowledge domain.

2.4 Research Gaps and Research Questions

Extant literature (Brynjolfsson et al. 2025; Noy and Zhang 2023) has not investigated LLMs’ impact on voluntary collaborative environments where contributions intertwine and build upon each other. Furthermore, the voluntary, unguided nature of open-source development creates unique dynamics that may amplify or transform LLMs’ effects compared to organizational contexts (von Krogh et al. 2012). This leads to our first research question: *How do LLMs affect the volume of contributions in open-source innovation?*

Next, while emerging studies examine individual productivity in open-source environments (Song et al. 2024; Hoffmann et al. 2024), they do not study how LLMs differentially affect the fundamental duality of collaborative innovation processes. As established in our theoretical framework, capability innovation and iterative innovation represent fundamentally different approaches to problem-solving with distinct cognitive demands and contextual requirements (March 1991; Gatignon et al. 2002). In voluntary collaborative settings, contributors strategically select which innovation type to pursue based on perceived effort. Hence, our second research question is: *How do LLMs affect the types of contributions: capability innovation via feature development versus iterative innovation via maintenance in open-source innovation?*

Finally, the evolution of LLM capabilities—particularly their ability to understand and leverage contextual information—may fundamentally alter their differential impact on innovation types over time. By examining heterogeneous effects across projects with varying levels of user activity and analyzing changes following LLM model improvements, we can assess whether observed patterns represent transient artifacts of current technological limitations or fundamental shifts in innovation economics. This leads to our third research question: *Will the gap between capability and iterative innovation narrow, widen, or remain stable as LLMs’ context understanding improves?*

3. Research Context and Data

3.1 Empirical Context: The Natural Experiment

Our investigation contrasts community contributions to open-source packages across two distinct language pairs: Python/R and Rust/Haskell. All four are prominent open-source programming languages with active developer communities. Python and R are primarily data-oriented languages, while Rust and Haskell focus on systems and performance, respectively. Each language ecosystem is supported by a wealth of libraries and frameworks (i.e., packages), such as Python’s NumPy, R’s ggplot2, Rust’s Serde, and Haskell’s lens.

The open-source communities of packages for these languages are on GitHub, a platform central to the ecosystem of open-source projects with over 100 million software developers contributing across more than 500 programming languages. On GitHub, communities organize around code “repositories”, where contributors can propose and implement code changes through “commits.” Each commit on GitHub is a record of a modification to the source code, capturing the specific changes made, along with metadata such as the author’s name, a timestamp, and a message describing the purpose of the change.

The natural experiment that our investigation exploits is the launch of GitHub Copilot, an AI-powered LLM that provides coding assistance. GitHub Copilot, developed collaboratively by GitHub and OpenAI, was unveiled in October 2021. Upon its official launch, GitHub Copilot selectively supported certain programming languages, including Python and Rust, while not supporting others such as R and Haskell. By the end of 2022, ChatGPT was launched and by 2023 GitHub Copilot eventually broadened its support to include previously unsupported languages like R (see Figure 2). At least until ChatGPT launch, a few languages did not have a mainstream LLM support. This selective language support creates an ideal natural experiment setting, allowing us to compare innovation trajectories with and without LLM assistance.

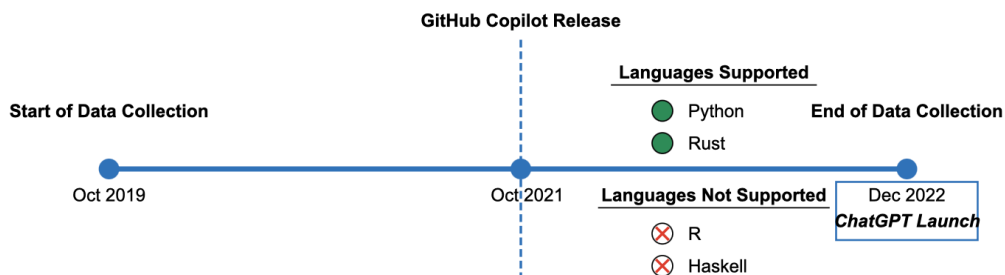


Figure 2. The illustration of the natural experiment

3.2 Data Collection

We compiled comprehensive datasets for both language pairs on which our analyses are performed from October 2019 to October 2022, a period spanning two years before and 1.25 years after the introduction of GitHub Copilot. For Python, Rust and Haskell packages, we focused our data collection on the 2000 most popular packages as of 2021.⁴ We obtained the entire list from R’s central repository, the Comprehensive R Archive Network (CRAN), as we did not find a reliable index of well-maintained packages. We excluded 348 Python packages, 7,965 R packages, 209 Rust packages and 42 Haskell packages that had not been updated in the two years preceding GitHub Copilot’s release, as they were unlikely to be influenced by it. After matching (described in Section 4.1), our final dataset comprises 1,187 matched Python/R packages and 1,373 matched Rust/Haskell packages, aggregated at a quarterly level to account for the cyclic nature of package releases. Table 2 provides variable descriptions, and Table A1 provides the summary statistics.

The Commits Dataset: We used GitHub’s official API to programmatically download the commits data from the relevant GitHub repositories associated with packages from the four languages. When developers “commit” a code change, they save the current state of their project, accompanied by a comment message detailing the changes. In total, our dataset encompasses over 1.1 million commits across all four languages.

Table 2. Variable Explanation

Variable	Description
$Commits_{it}$	The number of new commits of the package i in the quarter t
$Commits_{ijt}^v$	The number of new commits of type j of the package i in the quarter t , when $v=LLM$, $j \in (\text{Maintenance, Code Development})$ when $v=Function$, $j \in (\text{With function definition, Without function Definition})$.
$VersionRelease_{it}$	The number of version releases of the package i in the quarter t
DiD Variables	
$TreatmentLang_i$	A binary variable that equals 1 if package i is from Python or Rust.
$afterCopilot_t$	A binary variable that equals 1 if quarter t occurs after October 2021, i.e., after GitHub Copilot’s launch
Triple Difference Variables	
$ImprovedModel_t$	A binary variable that equals 1 for quarters after June 2022 (GitHub Copilot’s significant model improvement)
$ProjectActivity_i$	A binary variable that equals 1 if package i had above-median activity

⁴ van Kemenade et al. (2021) aggregate and rank packages monthly on the [top-pypi-packages](https://top-pypi-packages.com/) repository. Crates.io/crates maintain the ranked list for Rust, and hackage.haskell.org maintains the ranked list for Haskell.

The Updates Dataset: For each package, we collected the version release date across all four languages from their official repositories: PyPI for Python, CRAN for R, Hackage for Haskell, and Crates for Rust.

3.3 Innovation Type Classification

To analyze the types of innovation, we employed two complementary approaches: (1) a code-based approach that detects whether a new function was defined, and (2) an LLM-based approach for classifying commits into categories such as code development or maintenance. New features are typically added by defining new functions, hence commits that include new function definitions indicate capability innovation. Conversely, commits without function addition typically represent refinements to existing functionality. Similarly, LLM categorization measures the innovation type by distinguishing between code development (which introduces new functionality) and maintenance (which enhances existing components).

3.3.1 Function Definition Analysis

Our first approach identifies capability innovation by examining code diffs to determine when new functions are introduced. We analyze all code changes in each commit by processing the difference between previous and current versions of files modified in that commit.⁵ Then, we count the number of functions added minus functions removed across all files in a commit. It’s important to note that when an existing function is edited, it appears in code diffs as one function removed, and one function added. To account for this, we classify a commit as contributing to capability innovation (With Function Definition = 1) only if there is a positive net addition of functions across all files in the commit. Otherwise, the commit is classified as not contributing to capability innovation (Without Function Definition = 0).

For each language, we develop specific parsers to identify function additions and removals. Function detection varies by language because of syntax differences. Python, R and Rust have relatively straightforward function definition patterns, whereas Haskell presents greater challenges as distinguishing between type signatures, method implementations, and actual function definitions requires complex pattern matching. The details of our language-specific function detection algorithms are provided in Appendix C.

⁵ Downloading the code diff as well as the actual edited file is an extremely space and time-intensive process, taking over 4 months and close to 0.5 TB of code download using GitHub Official API.

3.3.2 LLM-Based Commit Classification

Annotating over 1.1 million GitHub commits into specific categories is a challenging task given the absence of pre-defined criteria and established categorization for commits. GitHub commit messages are often unstructured and do not explicitly convey the type of change introduced. Understanding the types of code committed by developers is, however, central to understanding whether and how LLMs impact the trajectory of innovation on open-source projects. To address this challenge, we employed an LLM approach for efficient and accurate multi-label classification of commit comments.

Category Identification and Refinement: We randomly selected 500 Python and 500 R commit comments and asked GPT-4 to assign categories without providing explicit criteria and asked the model to justify the choice of category. This resulted in approximately 250 categories, many of which were similar in nature. To put these categories into broader umbrella buckets of related categories, we relied on the language capabilities of GPT-4 and the discernment abilities of a human expert. Specifically, we asked a human expert research assistant to aggregate the categories based on their interpretation of the reasoning the LLM provided along with their independent judgment based on the commit comments and their research on the internet. We also provided the RA with the existing literature on commit classification taxonomies (Hattori and Lanza, 2008; Hindle et al. 2008). This process provided us with 5 exclusive and comprehensive categories: “Maintenance” (including bug fixes, code cleanup, library dependency update, deprecation, refactoring etc.), “Code Development” (including feature addition, code optimization, etc.), “Documentation and Style” (including documentation, style update, etc.), “Testing and Quality Assurance” (including testing, automatic version update, etc.) and “Other” (including license and copyright updates).⁶

Annotation Guidelines and Validation: Based on the recommendation by Cheng et al. (2024), we developed detailed annotation guidelines to categorize the commits into five categories. Appendix Table B1 presents the annotation guidelines that were used with LLMs.

⁶ For instance, “this commit fixes a bug in the error handling module” got tagged as Maintenance, “added a new feature for data visualization” as Code Development, “updating the README file with usage instructions” as Documentation and Style, “unit tests for the fixes introduced in #c1287” as Testing and Quality Assurance, and “updating the license file to the latest version” as Other.

LLM Benchmarking and Selection: To choose the most suitable LLM model for our task, we benchmarked the performances of five different LLMs (GPT-4o, GPT-4o mini, LLaMa 3.3 70B Q8.0, Deepseek R1, and Deepseek V3) against human annotations. We first randomly selected 200 Python commit comments and 200 R commit comments and got them tagged by three expert human annotators. We then compared the outcome with human tags and found that GPT-4o and Deepseek R1 and V3 outperformed the other LLMs and were close enough in performance. Figure 3, taken from Table B1 shows agreement level and Cohen’s Kappa for the agreement between expert human annotators and the LLM. The Cohen’s Kappa is above 0.6 for GPT-4o and Deepseek models, which puts the agreement at the “substantial” level, as noted in extant research (e.g., Cohen 1960, McHugh 2012). Even though Deepseek-chat was significantly cheaper than GPT-4o, Deepseek only provides a throughput of about 80 tokens per second. Since the entire process needs processing 720 million tokens, we employed GPT-4o.

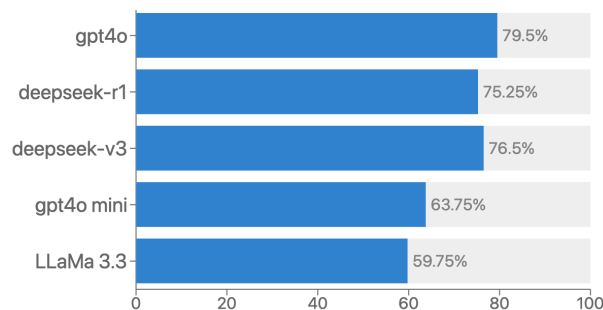


Figure 3. The accuracy of LLMs compared to human annotated ground truth.

4. Identification Strategies

4.1 Classical Propensity Score Matching with Difference in Differences Technique

Given that our natural experiment has a well-defined, treated group (Python and Rust) and a control group (i.e., R and Haskell) with one-shot policy adoption, we employ the classic Difference-in-Differences (DiD) framework (Meyer 1995) and estimate the Average Treatment Effect on Treated (ATT) using a two-way fixed effects (TWFE) model. We employ two complementary analytical approaches: first, we analyze matched pairs (Python vs. R and Rust vs. Haskell) to ensure comparability within similar programming domains; second, we combine all languages (Python+Rust vs. R+Haskell) to test overall robustness. One potential threat to causal estimation using DiD in a natural experiment setting is that the assignment of

treatment could be non-random. In our context, while the assignment of treatment (i.e., language supported by GitHub Copilot) was a business decision and is therefore exogenous to the package themselves, the choice for the package to be on a programming language is likely endogenous. To address the potential selection, we employed the *Propensity Score Matching* to pre-process the two package groups (Dehejia and Wahba 2002). Specifically, we use the nearest neighbor method without replacement to obtain one control package for every treated package (e.g., Mayya and Viswanathan 2024). We matched based on their pre-treatment commit activities, to ensure the robustness of matching based on different types of pre-treatment activities (i.e., package release and commit activities). Our final datasets comprise 1,187 matched Python/R packages and 1,373 matched Rust/Haskell packages. We formally set up the model as follows:

$$Y_{it} = \alpha_i + \gamma_t + \beta \text{TreatmentLang}_i X \text{afterCopilot}_t + \eta_{it} \quad (1)$$

where Y_{it} is the dependent variable of interest (the count of commits) for package i in quarter t . In the model, α_i is the package-specific fixed effects; γ_t is the time-period fixed effects; TreatmentLang_i carries the value of 1 if the package i belongs to the language supported by GitHub Copilot at launch (Python or Rust) and AfterCopilot_t denotes the time after the launch of GitHub Copilot ($t \geq 0$). We cluster the standard errors by package in the TWFE analyses. The coefficient of interest is β , which estimates the difference between the treatment and control packages after the launch of Copilot.

4.1.1 Testing the Parallel Trends

To ensure that the treated and control packages have a similar trend before the release of GitHub Copilot, we employ the lead-lag model proposed by Autor (2003). Specifically, we treated the quarter before the launch of GitHub Copilot as the baseline and estimated the lead-lag model as follows:

$$Y_{it} = \alpha_i + \gamma_t + \sum \alpha_j^p \text{TreatmentLang}_i X \text{RelativeQuarter}_j + \eta_{it} \quad (2)$$

where, RelativeQuarter_j is a vector of dummies that indicates Quarter j before and after the treatment took place. As per Autor (2003), the parallel trends assumption holds if all the coefficients (α_j^p) are not statistically significant for relative quarters j prior to the treatment. Figure 4 visualizes the outcomes of the model for both language pairs and demonstrates that the parallel trends assumptions are not violated.

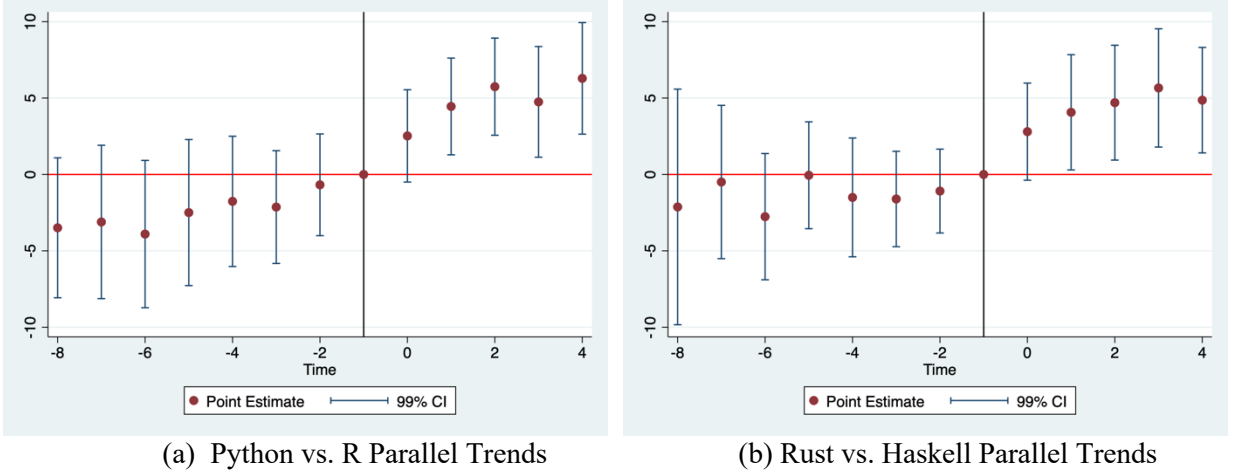


Figure 4. Parallel Trends Graph.

Note: The y-axis is the raw value of the commit count each quarter. 99% confidence interval bars.

4.2 Synthetic Difference in Differences (SDiD) as an Alternative Identification Strategy

We extend our empirical analysis by employing Synthetic Difference-in-Differences (SDiD), a recent and cutting-edge framework introduced by Arkhangelsky et al. (2021). SDiD builds upon the Synthetic Control technique (Abadie et al. 2010) by creating a “synthetic” control group. SDiD also generates weights to time-periods such that observations closer to the treatment periods receive higher weights compares to observations which are a few quarters away. This has been successfully applied in several recent studies (Berman and Israeli, 2022; Lambrecht et al. 2023). Formally, we follow Arkhangelsky et al. (2021) and analyze a balanced panel with N units and T time periods, where the outcome for unit i in period t is donated by Y_{it} , and exposure to the binary treatment, the release of GitHub Copilot, is donated by $W_{it} \in \{0,1\}$. The method first finds unit weights ω_i that align pre-exposure trends in the outcomes of unexposed units with those of the exposed units. The model also generates time weights λ_t that balance the pre-exposure time periods with post-exposure ones, with observations closer to the treatment period receiving higher weights than observations further away. Formally, the SDiD estimation procedure solves:

$$(\hat{\tau}, \hat{\mu}, \hat{\alpha}, \hat{\beta}) = \underset{\tau, \mu, \alpha, \beta}{\operatorname{argmin}} \left\{ \sum_{i=1}^N \sum_{t=1}^T (Y_{it} - \mu - \alpha_i - \beta_t - \text{TreatmentLang}_i X \text{AfterCopilot}_t \tau)^2 \widehat{\omega}_i \widehat{\lambda}_t \right\} \quad (3)$$

where τ is the ATT. The dependent variable, Y_{it} , is the variable of interest (such as the number of new versions) for package i in a specific quarter relative to the treatment period, t . Here, the model employs both the package-fixed effects and the period-fixed effects and $\text{TreatmentLang}_i X \text{AfterCopilot}_t$ denotes

treatment language package i in the periods after the launch of GitHub Copilot. Since the adoption is not staggered, equation (3) estimates a TWFE DiD model identical to Equation (1) with the addition of unit-specific weights ω_i and time-specific weights λ_t . The unit weights ω_i are selected such that the weighted pre-treatment control outcomes have a similar trend to that of the average outcomes of the treatment units:

$$\widehat{\omega}_0 + \sum_{i=1}^{N_{co}} \widehat{\omega}_i \log \log (y_{it} + 1) \approx \frac{\sum_{i=N_{co}+1}^N \log \log (y_{it} + 1)}{|N_{tr}|}$$

The time weights λ_t are constructed by making the pre-treatment time periods similar to the treatment periods for the control group:

$$\widehat{\lambda}_0 + \sum_{t=-8}^{t=-1} \widehat{\lambda}_t \log \log (y_{it} + 1) \approx \frac{\sum_{i=N_{co}+1}^N \log \log (y_{it} + 1)}{T_{post}}$$

To estimate the standard errors, we use the Jackknife Variance Estimation.

5. Results

5.1 The Effect of LLMs on the Volume of Open-Source Innovation

The first research question studies the impact of GitHub Copilot on the volume of innovation with the raw count of commits received per quarter as the dependent variable. Table 3 presents the estimation results by separately analyzing the matched language pairs using three approaches: the classical TWFE DiD (Columns 1 and 4), a balanced panel sample which retains packages that were released before our data collection period, thus controlling for newer packages with potentially higher activity (Columns 2 and 5), and the SDiD estimation using balanced panel (Columns 3 and 6). For Python versus R (Columns 1-3), GitHub Copilot increases commits by 6.816 per quarter (column 1), which represents a 37.05% increase relative to the pre-treatment mean of 18.395 commits per quarter. This substantial increase is consistent across specifications, with the balanced panel showing an increase of 5.496 commits (29.88%) and SDiD showing 4.894 commits (26.60%). The Rust versus Haskell analysis (Columns 4-6) provides complementary evidence, showing that GitHub Copilot increases commits by 5.583 per quarter, which represents a 54.43% increase relative to the pre-treatment mean of 10.258 commits per quarter. This substantial effect is consistent across specifications, with the balanced panel showing an increase of 4.062 commits (39.6%)

and SDiD showing 3.458 commits (33.71%). Appendix Table A2 presents the analyses by putting all the packages together, with Python and Rust language packages as treated packages and the rest as controls. The results are qualitatively and quantitatively similar to those in Table 3.

**Table 3. The Effect on the Volume of Innovation
Number of New Commits—Separate Language Pairs**

Comparison	Python (Treated) vs. R (Control)			Rust (Treated) vs. Haskell (Control)		
Models	(1) <i>TWFE</i>	(2) <i>Balanced TWFE</i>	(3) <i>SynthDiD</i>	(4) <i>TWFE</i>	(5) <i>Balanced TWFE</i>	(6) <i>SynthDiD</i>
$TreatmentLang_i X afterCopilot_t$	6.816*** (0.892)	5.496*** (0.941)	4.894*** (0.907)	5.583*** (1.081)	4.062*** (1.165)	3.458*** (0.977)
Time Fixed Effect	YES	YES	YES	YES	YES	YES
Package Fixed Effect	YES	YES	YES	YES	YES	YES
# of Obs.	29,050	24,739	24,739	33,685	28,197	28,197

Note: The observations vary between models (1) and (2) because of the unbalanced nature of the data. Models (1)-(3) have 1187 python and R packages each; Models (4)-(6) have 1373 Rust and Haskell Packages each.

Figure 5 visualizes the results of the synthetic DiD analysis. The horizontal axis marks the period relative to GitHub Copilot’s introduction, with “0” designating its launch. The turquoise line represents the trend for the treated group (Python packages in panel A; Rust packages in panel B) in the post-treatment period. The shaded red area delineates the trend for the synthetic control group, which is a weighted combination of control packages used to construct the counterfactual scenario. The dashed black line indicates the inferred counterfactual for the treated group had GitHub Copilot not been introduced.

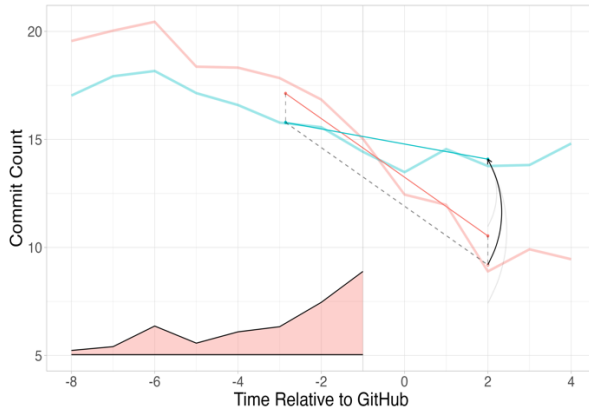


Figure 5a. Python vs. R.

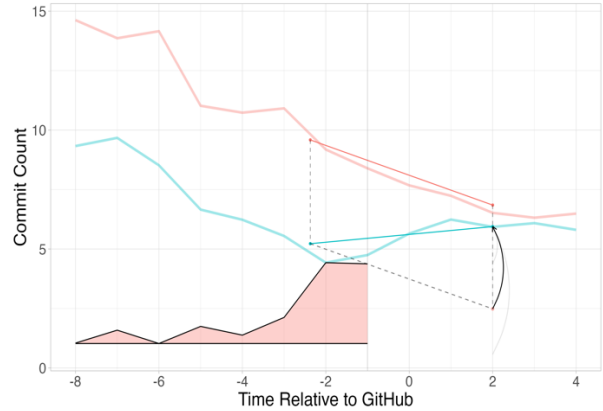


Figure 5b. Rust vs. Haskell

Note: The x-axis indicates the relative period to the launch of GitHub Copilot (October 2021)

5.2 The Effect of LLMs on the Type of Innovation

To analyze how LLMs affect different types of innovation, we employ two complementary approaches: analyzing function additions in code diffs (Section 5.2.1) and examining LLM-categorized commit

messages (Section 5.2.2). For both approaches, we run separate analyses for each innovation type by employing equation (1) and replacing the dependent variable with Y_{ijt}^v , where v represents the categorization type (function addition or LLM categorized), i represent the package, t indexes the quarter and j indexes the innovation type (with vs. without new function, or code development vs. maintenance).

5.2.1 Function Analysis: Commits with new Function added vs. Commits without.

Panel A in Table 4 shows results for Python versus R. For commits that add new functions (Columns 1-3), our TWFE estimation shows that GitHub Copilot increases such commits by 0.8 per quarter, representing a 26.5% increase relative to the pre-treatment mean of 3.01 commits per quarter. The balanced TWFE shows an increase of 0.626 commits (20.8%), while the SDiD analysis shows a significant increase of 0.6 commits (19.9%). For commits that do not add new functions (Columns 4-6), we observe substantially larger effects: an increase of 6.016 commits per quarter in the TWFE model, representing a 39.1% increase relative to the pre-treatment mean of 15.38 commits. This effect remains robust in the balanced TWFE (4.870 commits, 31.7% increase) and SDiD analyses (4.226 commits, 27.5% increase). The differences are statistically significant as seen in triple difference specification where DiD terms are interacted with the indicator variable for function addition (Appendix Table A3). Panel B in Table 4 presents similar outcomes for Rust versus Haskell. We find that commits with function addition are statistically smaller than commits without. Analyzing all languages together in a single model provides similar results (Appendix Table A4). Figure 6 visualizes the coefficients from Table 4. Appendix Figures A2a through A2f presents the Synthetic DiD results for Python vs. R (A2a and A2b), Rust vs. Haskell (A2c and A2d) and Python + Rust vs. R + Haskell (A2e and A2f). These results provide compelling evidence that while Copilot enhances both capability innovation (through function-adding commits) and iterative innovation (through non-function-adding commits), its impact is substantially greater on iterative innovation. The effect on non-function-adding commits is approximately 7.5 times larger than the effect on function-adding commits in absolute terms (6.016 vs. 0.800), and 1.5 times larger in percentage terms (39.1% vs. 26.5%).

Table 4. The Effect on the Type of Innovation – Addition of New Function
Panel A: Python (Treatment) vs. R (Control) Analysis

Dependent Variable	New Functions Added			New Functions Not Added		
	(1) TWFE	(2) Balanced TWFE	(3) SynthDiD	(4) TWFE	(5) Balanced TWFE	(6) SynthDiD
$TreatmentLang_i \times afterCopilot_{it}$	0.800*** (0.190)	0.626*** (0.188)	0.600*** (0.172)	6.016*** (0.761)	4.870*** (0.806)	4.226*** (0.787)
Time Fixed Effect	YES	YES	YES	YES	YES	YES
Package Fixed Effect	YES	YES	YES	YES	YES	YES
# of Obs.	29,050	24,739	24,739	29,050	24,739	24,739

Panel B: Rust (Treatment) vs. Haskell (Control) Analysis

Dependent Variable	New Functions Added			New Functions Not Added		
	(1) TWFE	(2) Balanced TWFE	(3) SynthDiD	(4) TWFE	(5) Balanced TWFE	(6) SynthDiD
$TreatmentLang_i \times afterCopilot_{it}$	1.879*** (0.284)	1.238*** (0.274)	0.859*** (0.212)	3.704*** (0.841)	2.824** (0.932)	2.621** (0.805)
Time Fixed Effect	YES	YES	YES	YES	YES	YES
Package Fixed Effect	YES	YES	YES	YES	YES	YES
# of Obs.	33,685	28,197	28,197	33,685	28,197	28,197

Note: Standard Errors clustered around package in parentheses for columns (1), (2), (4) and (5). The variance for (3) and (6) are estimated using the Jackknife variance procedure.

*** p<0.001, ** p<0.01, * p<0.05

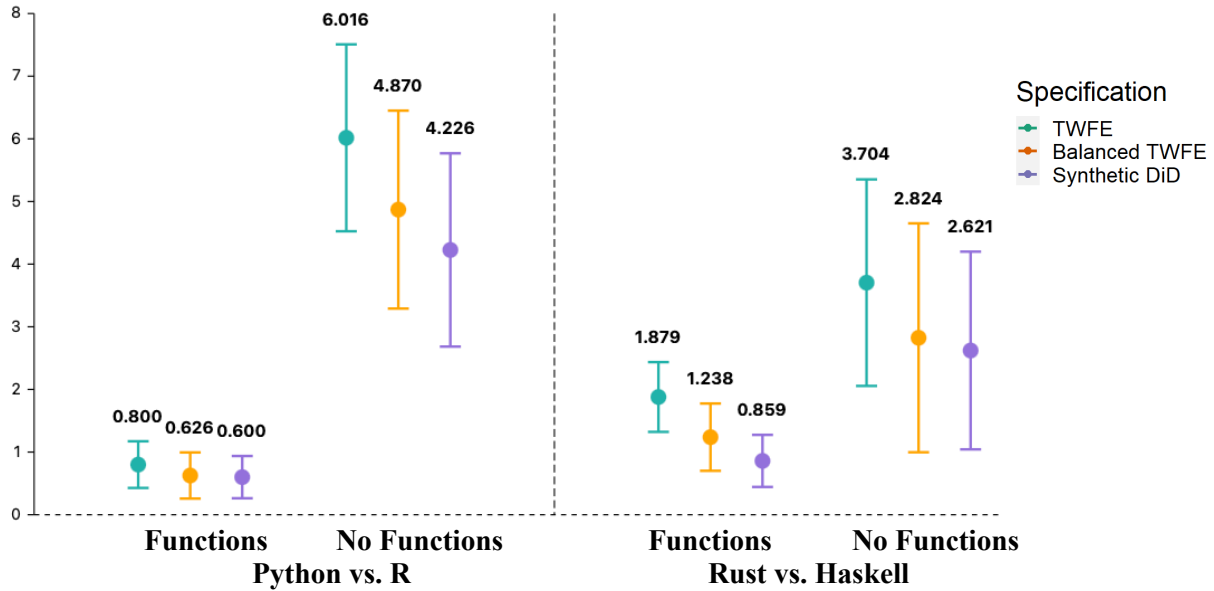


Figure 6. The Impact of LLMs on the Type of Innovation—Function Addition
Note: The y-axis is the count of the commits for each category in each quarter.

5.2.2 LLM Classification: Code Development vs. Maintenance

Our second approach leverages LLM classification of commit messages into code development (capability innovation) and maintenance (iterative innovation), as detailed in Section 3.3.2.

Table 5 presents these results for both language pairs. Panel A in Table 5 shows results for Python versus R. For code development commits (Columns 1-3), GitHub Copilot increases such commits by 1.472 per quarter. This effect remains relatively consistent across specifications, with the balanced TWFE showing an increase of 1.270 commits and the SDiD analysis showing an increase of 1.105 commits. For maintenance commits (Columns 4-6), we observe substantially larger effects: an increase of 2.299 commits per quarter in the TWFE model (column 4), with other specifications in columns (5) and (6) remaining consistent. Panel B presents the analysis for Rust versus Haskell. For code development commits (Columns 1-3), GitHub Copilot increases such commits by 1.755 per quarter. This substantial effect remains robust in the balanced TWFE (1.146 commits) and SDiD analyses (0.855 commits). Consistent with Panel A, for maintenance commits (Columns 4-6), we observe a larger increase in commits per quarter across all models. Figure 7 visualizes the outcome from Table 5. Additional triple-difference analyses (Appendix Table A5) further confirm that these differences are statistically significant. Analyzing all languages together in a single model provides similar results (Appendix Table A6). Appendix Figure A3 presents SDiD results.

Table 5. The Effect on the Type of Innovation – LLM Categorization of Commit Type
Panel A: Python (Treatment) vs. R (Control) Analysis

Dependent Variable	Code Development			Maintenance		
	(1) <i>TWFE</i>	(2) <i>Balanced TWFE</i>	(3) <i>SynthDiD</i>	(4) <i>TWFE</i>	(5) <i>Balanced TWFE</i>	(6) <i>SynthDiD</i>
<i>TreatmentLang_i X afterCopilot_{it}</i>	1.472*** (0.257)	1.270*** (0.266)	1.105*** (0.253)	2.299*** (0.371)	2.023*** (0.391)	1.873*** (0.376)
Time Fixed Effect	YES	YES	YES	YES	YES	YES
Package Fixed Effect	YES	YES	YES	YES	YES	YES
# of Obs.	29,050	24,739	24,739	29,050	24,739	24,739

Panel B: Rust (Treatment) vs. Haskell (Control) Analysis

Dependent Variable	Code Development			Maintenance		
	(1) <i>TWFE</i>	(2) <i>Balanced TWFE</i>	(3) <i>SynthDiD</i>	(4) <i>TWFE</i>	(5) <i>Balanced TWFE</i>	(6) <i>SynthDiD</i>
<i>TreatmentLang_i X afterCopilot_{it}</i>	1.755*** (0.306)	1.146*** (0.279)	0.855*** (0.214)	2.330*** (0.409)	1.754*** (0.438)	1.373*** (0.300)
Time Fixed Effect	YES	YES	YES	YES	YES	YES
Package Fixed Effect	YES	YES	YES	YES	YES	YES
# of Obs.	33,685	28,197	28,197	33,685	28,197	28,197

Note: Standard Errors clustered around package in parentheses for columns (1), (2), (4) and (5). The variance for (3) and (6) are estimated using the Jackknife variance procedure.

*** p<0.001, ** p<0.01, * p<0.05, + p<0.1

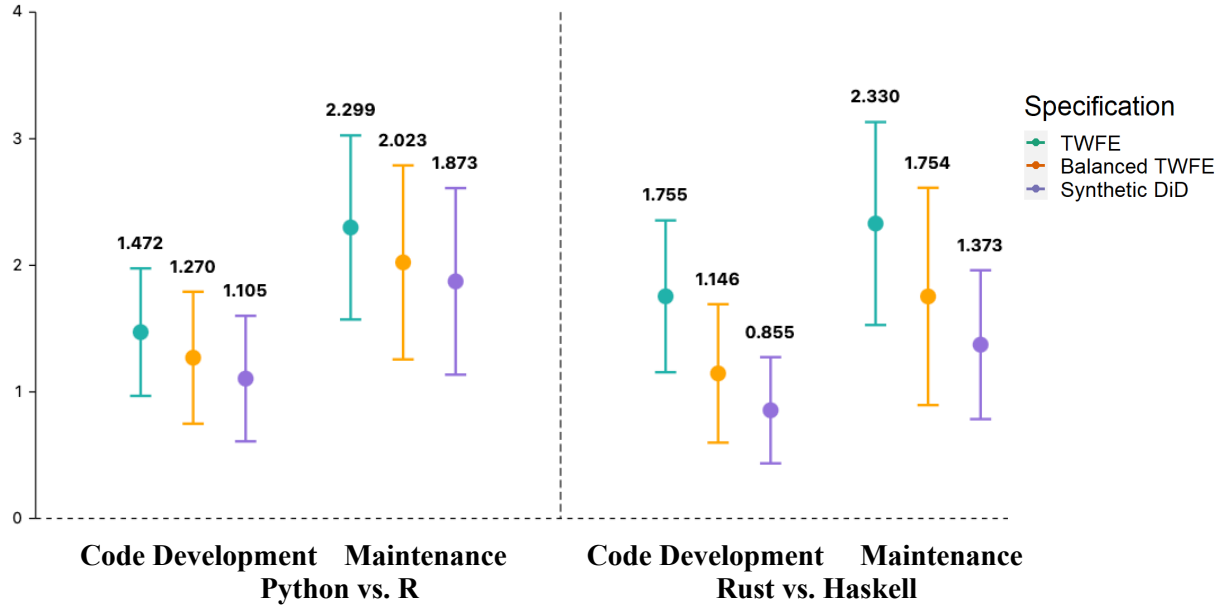


Figure 7. The Impact of LLMs on the Type of Innovation—LLM Categorization
Note: The y-axis is the count of the commits for each category in each quarter.

Overall, while GitHub Copilot enhances both types of innovation, its impact is substantially greater on maintenance activities in absolute terms. In Python versus R, the effect on maintenance commits is 1.6 times larger than the effect on code development commits (2.299 vs. 1.472). Similarly, in Rust versus Haskell, the effect on maintenance commits exceeds that of code development commits (2.330 vs. 1.755). These findings from our LLM classification analysis align with our function analysis results from Section 5.2.1, collectively demonstrating a consistent pattern: LLMs enhance both capability and iterative innovation in open-source packages, with a stronger absolute effect on iterative innovation activities.

5.3 Heterogenous Effects based on Enhanced Ability to Provide/Utilize Contextual Content

Given that LLMs are rapidly evolving, a natural question is whether our findings will stay consistent. To address this, we conduct two analyses that focus on model evolution. An accurate way to conceptualize a model evolution is based on enhanced context processing capabilities—both the ability to utilize larger context windows and better training to leverage existing context more effectively. We test both aspects through: (1) an analysis of how outcomes vary based on existing project activity levels, which provide different amounts of contextual information; and (2) an examination of effects following a documented model upgrade to GitHub Copilot in June 2022.

5.3.1 Project Activity Analysis

Projects with higher activity typically have more extensive documentation, discussion, and code infrastructure, potentially providing richer context for LLMs to leverage. To investigate this potential heterogeneity depending on user activity footprint, we perform a triple difference analysis involving DiD terms and a dummy variable *highProjectActivity_i* which carries the value of 1 for projects that have above median pre-treatment commit volume in that specific programming language. Specifically, we analyze how project-activity levels differentially affect two different types of innovation. Table 6 presents these results for both language pairs using LLM-based classification. Panel A reports findings for Python versus R. For function addition analysis in low-activity projects, commits with new function definitions increase by 0.276 per quarter, while commits without new function definitions increase by 1.915 per quarter—a difference of 1.639 commits. For high-activity projects, the coefficients on the triple interaction terms reveal substantially larger effects: an additional 0.902 increase for function-adding commits and an additional 7.942 increase for non-function-adding commits. This means that in high-activity projects, the total effect on function-adding commits is 1.178 per quarter ($0.276+0.902$) and on non-function-adding commits is 9.857 per quarter ($1.915+7.942$)—a gap of 8.679 commits.

Similar patterns emerge in our LLM categorization analysis. For low-activity projects, code development commits increase by 0.254 per quarter, while maintenance commits increase by 0.676 per quarter—a difference of 0.422 commits. However, for high-activity projects, the triple interaction terms reveal substantially larger effects: an additional 2.342 increase for code development and an additional 3.092 increase for maintenance. This means that in high-activity projects, the total effect on code development is 2.596 commits per quarter ($0.254+2.342$) and on maintenance is 3.768 commits per quarter ($0.676+3.092$)—a gap of 1.172 commits, which is nearly 3 times the gap observed in low-activity projects.

Panel B shows even more striking results for Rust versus Haskell. For low-activity projects, the coefficients for both code development and maintenance are small and non-significant. However, for high-activity projects, the triple interaction terms reveal large and significant effects: an additional 2.878 increase for code development and an additional 3.583 increase for maintenance. This means that virtually all the

effect of GitHub Copilot in the Rust/Haskell context is concentrated in high-activity projects, with maintenance commits seeing a larger absolute increase than code development commits. Across both Panels A and B, within high-activity projects, the gap between maintenance and code development contributions is substantially larger than in low-activity projects.

Table 6. Heterogenous Effect Based on Project Activity
Panel A: Python (Treatment) vs. R (Control) Analysis

Dependent Variable	Function Addition Analysis				LLM Categorization Analysis			
	New Functions Added		New Functions Not Added		Code Development		Maintenance	
	(1) TWFE	(2) Balanced TWFE	(3) TWFE	(4) Balanced TWFE	(5) TWFE	(6) Balanced TWFE	(7) TWFE	(8) Balanced TWFE
<i>TreatmentLang_i X</i>	0.276***	0.093	1.915***	1.279***	0.254***	0.086	0.676***	0.473**
<i>afterCopilot_{it}</i>	(0.065)	(0.063)	(0.283)	(0.286)	(0.072)	(0.072)	(0.149)	(0.154)
<i>TreatmentLang_i X</i>	0.902*	1.006*	7.942***	7.241***	2.342***	2.387***	3.092***	3.106***
<i>afterCopilot X</i>	(0.396)	(0.393)	(1.544)	(1.671)	(0.535)	(0.558)	(0.759)	(0.815)
<i>highProjectActivity_i</i>								
Time Fixed Effect	YES	YES	YES	YES	YES	YES	YES	YES
Package Fixed Effect	YES	YES	YES	YES	YES	YES	YES	YES
# of Obs.	29,050	24,739	29,050	24,739	29,050	24,739	29,050	24,739

Panel B: Rust (Treatment) vs. Haskell (Control) Analysis

Dependent Variable	Function Addition Analysis				LLM Categorization Analysis			
	New Functions Added		New Functions Not Added		Code Development		Maintenance	
	(1) TWFE	(2) Balanced TWFE	(3) TWFE	(4) Balanced TWFE	(5) TWFE	(6) Balanced TWFE	(7) TWFE	(8) Balanced TWFE
<i>TreatmentLang_i X</i>	-0.011	0.024	0.115	0.186	-0.075	0.020	0.003	0.077
<i>afterCopilot_{it}</i>	(0.050)	(0.045)	(0.120)	(0.114)	(0.048)	(0.040)	(0.078)	(0.080)
<i>TreatmentLang_i X</i>	3.846***	2.724***	7.301***	5.918**	2.878***	1.714**	3.583***	2.504*
<i>highProjectActivity_i</i>	(0.566)	(0.584)	(1.699)	(1.990)	(0.650)	(0.656)	(0.905)	(1.010)
Time Fixed Effect	YES	YES	YES	YES	YES	YES	YES	YES
Package Fixed Effect	YES	YES	YES	YES	YES	YES	YES	YES
# of Obs.	33,685	28,197	33,685	28,197	33,685	28,197	33,685	28,197

Note: Standard Errors clustered around package in parentheses.

*** p<0.001, ** p<0.01, * p<0.05

Together, these results suggest that Copilot's assistance is the most beneficial for maintenance and refinement activities in projects with high coding related activity, which tend to provide rich context to LLMs. The shift in concentration towards projects with high activity underscores the symbiotic relationship between AI capabilities and the availability of rich, human-generated context. Popular packages typically attract more feature requests and bug reports, resulting in detailed discussions that provide a better context for LLM assistance. Whereas these factors increase the effectiveness of LLMs across all contribution types,

the inherent characteristics of maintenance tasks—well-defined solution spaces—lead to a larger boost in maintenance commits compared to code development, particularly in high-context environments.

5.3.2 LLM Model Upgrade Analysis

To understand how the patterns we’ve observed might evolve as LLMs improve, we leverage the significant upgrade to GitHub Copilot’s underlying model in June 2022. This upgrade enhanced the model’s contextual understanding and code generation capabilities.⁷ We introduce an additional difference-in-differences term using a dummy variable for the post-upgrade period (*afterCopilotUpgrade_{it}*), allowing us to estimate how the impact on different innovation-type changes with improved LLM capabilities.

Table 7 presents these results for both language pairs. Panel A reports findings for Python versus R. In our function analysis, for the initial GitHub Copilot release, commits with new function definitions increase by 0.593 per quarter while commits without new function definitions increase by 4.959 per quarter—a difference of 4.366 commits. Following the model upgrade, we observe additional increases of 0.345 for function-adding commits and 1.762 for non-function-adding commits. This suggests that the model improvement enhances both types of contributions, but maintains the substantial gap between them, with non-function-adding commits seeing a more substantial absolute boost from the enhanced contextual understanding capabilities. In our LLM categorization analysis, for the initial GitHub Copilot release, code development commits increase by 1.299 per quarter while maintenance commits increase by 1.730 per quarter—a difference of 0.431 commits. Following the model upgrade, we observe insignificant increase 0.288 for code development and a statistically significant increase for maintenance. Panel B shows results for Rust versus Haskell, where we find a similar pattern. While both innovation types see enhanced effects from the model improvement, the absolute increase remains larger for maintenance activities.

Overall, both these findings suggest that as LLMs improve their ability to understand and interpret the context, their differential impact on innovation types persists and potentially widens, rather than narrowing the gap. The absolute effect increases for both code development and maintenance activities, but the

⁷ [GitHub Copilot now has a better AI model and New Capabilities](#) – Shuyin Zhao, GitHub Blog

enhancement is greater for maintenance tasks. This pattern aligns with our expectation that improved contextual understanding particularly benefits tasks with well-defined solution spaces and rich available context. This has implications for how open-source communities and platform designers might need to consider interventions that encourage capability innovation as LLM capabilities continue to improve.

Table 7. Improvement in Outcome post GitHub Copilot Upgrade
Panel A: Python (Treatment) vs. R (Control) Analysis

Dependent Variable	Function Addition Analysis				LLM Categorization Analysis			
	New Functions Added		New Functions Not Added		Code Development		Maintenance	
	(1) TWFE	(2) Balanced TWFE	(3) TWFE	(4) Balanced TWFE	(5) TWFE	(6) Balanced TWFE	(7) TWFE	(8) Balanced TWFE
<i>TreatmentLang_i X</i>	0.593**	0.374	4.959***	3.503***	1.299***	1.021**	1.730***	1.228**
<i>afterCopilot_{it}</i>	(0.202)	(0.204)	(0.822)	(0.896)	(0.305)	(0.325)	(0.401)	(0.433)
<i>TreatmentLang_i X</i>	0.345*	0.421*	1.762*	2.278**	0.288	0.415*	0.948*	1.325***
<i>afterCopilotUpgrade_{it}</i>	(0.157)	(0.164)	(0.717)	(0.785)	(0.229)	(0.250)	(0.375)	(0.399)
Time Fixed Effect	YES	YES	YES	YES	YES	YES	YES	YES
Package Fixed Effect	YES	YES	YES	YES	YES	YES	YES	YES
# of Obs.	29,050	24,739	29,050	24,739	29,050	24,739	29,050	24,739

Panel B: Rust (Treatment) vs. Haskell (Control) Analysis

Dependent Variable	Function Addition Analysis				LLM Categorization Analysis			
	New Functions Added		New Functions Not Added		Code Development		Maintenance	
	(1) TWFE	(2) Balanced TWFE	(3) TWFE	(4) Balanced TWFE	(5) TWFE	(6) Balanced TWFE	(7) TWFE	(8) Balanced TWFE
<i>TreatmentLang_i X</i>	1.607***	1.056***	2.991***	2.288*	1.432***	0.905**	1.880***	1.423**
<i>afterCopilot_{it}</i>	(0.298)	(0.296)	(0.828)	(0.926)	(0.306)	(0.283)	(0.433)	(0.480)
<i>TreatmentLang_i X</i>	0.453*	0.303	1.188**	0.892*	0.538**	0.402**	0.751**	0.552*
<i>afterCopilotUpgrade_{it}</i>	(0.190)	(0.185)	(0.445)	(0.453)	(0.178)	(0.156)	(0.291)	(0.311)
Time Fixed Effect	YES	YES	YES	YES	YES	YES	YES	YES
Package Fixed Effect	YES	YES	YES	YES	YES	YES	YES	YES
# of Obs.	33,685	28,197	33,685	28,197	33,685	28,197	33,685	28,197

Note: Standard Errors clustered around package in parentheses.

*** p<0.001, ** p<0.01, * p<0.05, + p<0.1

5.4 Robustness Checks

We perform several additional analyses to ensure the robustness of our findings across different model specifications and potential temporal variations.

5.4.1 Alternative Measure of Innovation: Package Version Releases

Instead of using commit counts, we use the count of package updates per quarter as the dependent variable and estimate equation (1). Appendix Table A7 presents the results. The coefficient of 0.094 in column (1)

means that GitHub Copilot increases the number of new package releases by 10.04% at a mean value of 0.936 releases per quarter. The results in columns (2) and (3) are consistent: the coefficients reflect a 10.68%, and 12.82% increase in the number of new Python package versions after the release of Copilot, compared to their matched counterparts. Columns (4) through (6) present similar analyses for Rust versus Haskell packages, with coefficients translating to an increase of 37.46%, 33.66% and 32.03% in releases at a mean value of 0.182 release per quarter. Appendix Figure A4 visualizes the Synthetic DiD results.

5.4.2 Alternative Model Specifications

First, we estimate models using the log-transformed dependent variable to address the skewed distribution. The results for two methods of categorizing innovation types—function addition and LLM categorization—are presented in Appendix Tables A8 and A9, respectively. In function creation analysis (Appendix Table A8), commits with a new function definition increase by 0.186, which translates to 20.43% ($((e^{0.186} - 1) * 100 = 20.43\%)$), whereas commits without a new function definition increase by 0.397, which translates to 48.73%. In the LLM categorization (Appendix Table A9), code development commits increase by 0.191 (21.05%) and maintenance commits by 0.259 (29.57%). We find similar results for Rust versus Haskell as well, suggesting that the results perfectly align with our primary specifications.

5.4.3 Temporal Variations: Dropping Initial three Quarters (0,1 and 2)

To avoid selection from early adopters of GitHub Copilot that may result in unique usage patterns, we perform the analysis by dropping the initial 3 quarters when GitHub Copilot was in its technical preview period. We present the results of the first specification in Appendix Table A10 (Function Addition Analysis) and Appendix Table A11 (LLM categorization Analysis). The results remain consistent with our main findings: both capability and iterative innovation increase following GitHub Copilot’s introduction, with a larger absolute effect on iterative innovation. The coefficients in these models are generally larger than in our main specification, suggesting an accelerating trend of contributions to the supported languages as GitHub Copilot gained broader adoption.

5.4.4 Temporal Variations: Moving the Treatment to June 2021

While GitHub Copilot was made available via various IDEs in October 2021, the announcement happened in June 2021, with a selective set of programmers receiving early access. To ensure our results are not sensitive to the precise timing of treatment, we advance our treatment window by one quarter (to June 2021). Appendix Table A12 presents results for function analysis and Appendix Table A13 presents the results for LLM categorization with the earlier treatment date. The differential impact on innovation types remains consistent regardless of whether we consider October or June 2021 as the treatment period.

6. Discussion and Conclusion

6.1 Discussion

Our work provides critical new insights regarding the causal effects of LLMs on collaborative innovation and provides a much-needed framework for understanding *what to look for in an innovation task while you are trying to predict the impact of LLMs on that task*, a question marked with contrasting outcomes in literature. As LLM adoption accelerates among programmers, understanding these technologies’ impact on innovation becomes critical. While existing research has documented how LLMs enhance individual productivity in guided environments (Brynjolfsson et al. 2025; Peng et al. 2023) or voluntary environments (Song et al. 2024, Hoffmann et al. 2024), our study extends this understanding to voluntary collaborative settings characterized by unguided contributions from highly skilled participants.

Open-source software development represents a unique innovation context that differs fundamentally from organizational settings. It is characterized by rapid evolution (Paulson et al. 2004), self-selection of contributors based on perceived values (Shah 2006; Miric and Jeppesen 2023), and a blend of *capability* innovation (expanding what software can do) and *iterative* innovation (enhancing existing functionality quality). By leveraging the natural experiment of Copilot’s selective language support—supporting Python and Rust but not R and Haskell—we provide causal evidence of LLMs’ impact on three key dimensions: the volume of innovation, the types of innovation, and the distribution of innovation across projects.

Our findings first demonstrate that LLM support significantly increases contribution volume in open-source environments. The count of commits increases substantially for languages supported by GitHub Copilot compared to unsupported languages. These results align with organizational learning theory, which

suggests that technological innovations can significantly alter the balance between exploratory and exploitative activities within knowledge work (Benner and Tushman, 2003). This finding extends extant research in two important ways: it shows that LLMs enhance collaborative innovation in voluntary, unguided settings, and it shows that LLMs benefit even expert programmers, not just novices or less experienced users (Brynjolfsson et al. 2025). These results should be encouraging to software developers, platform designers, and policymakers concerned about LLMs’ impact on collaborative communities.

More consequential is our finding regarding innovation types: while LLMs enhance both *capability* innovation and *iterative* innovation, they have a substantially stronger effect on iterative innovation involving maintenance activities. This differential impact is seemingly driven by the reduced human input required for iterative tasks combined with LLMs’ strengths in contextual understanding. Maintenance tasks typically provide well-defined problem spaces with clear evaluation criteria—like bug reports that include detailed reproduction steps and version information. Such detailed contexts enable developers to create more precise prompts for LLMs, resulting in more effective assistance. The voluntary nature of open-source participation amplifies this effect, as contributors strategically select tasks where LLMs provide the greatest assistance over tasks where human “question ingenuity” still offers distinctive value (Shneiderman 2007).

These findings provide robust empirical support for the hypothesis that developers are more likely to use LLMs for tasks where the surrounding context helps define both the problem and potential solutions. When a task has a “right answer” or well-defined success criteria, LLMs can effectively leverage their contextual understanding to generate appropriate responses (Doshi et al. 2024). The availability of well-defined success criteria also tends to result in solutions that are more familiar to other contributors in the community, increasing the acceptability of solutions. In contrast, tasks requiring higher-level abstraction without clear precedent may receive more modest benefits from current LLMs. This pattern aligns with previous research showing mixed outcomes from LLMs in less-structured creative domains (Chen and Chan, 2024; Zhou and Lee, 2024; Doshi and Houser, 2024).

Our analysis of heterogeneous effects further reveals that the disparity between innovation types is particularly pronounced in more active projects with extensive discussions and documentation. Projects

with higher activity provide richer context for LLMs, amplifying their effectiveness for iterative innovation. This finding reinforces our explanation regarding the importance of detailed contextual information. Popular packages generate more bug reports, attract more discussions, and maintain better documentation—all enhancing the context available to LLMs and increasing their utility for maintenance tasks.

Perhaps most importantly, our model improvement analysis suggests that as LLMs enhance their context-understanding capabilities, this disparity may persist or even widen. Rather than narrowing the gap between capability and iterative innovation, improved LLMs appear to disproportionately enhance iterative innovation, potentially reshaping innovation trajectories in collaborative environments. This suggests that the self-selection mechanism in voluntary collaborative settings may increasingly direct contributors toward iterative innovation as LLMs make these tasks more efficient, potentially requiring deliberate interventions to maintain a healthy balance of innovation types.

These patterns likely extend beyond software development to other knowledge domains where LLMs are being deployed. Tasks that benefit from detailed context and have clear evaluation criteria—such as analyzing customer service issues based on past similar cases, verifying data accuracy against established rules, or retrieving relevant documents from large collections—may see disproportionate benefits from LLMs compared to tasks requiring novel conceptualization without clear precedent. Our findings contribute to the emerging literature on how AI capabilities shape human decision-making and work patterns (Sun et al. 2024; Boussioux et al. 2024), highlighting the nuanced ways in which technological tools can influence not just the volume but the direction of innovation efforts.

6.2 Implications

Our research offers several important theoretical and practical implications. To the best of our knowledge, we are among the first to leverage a natural experiment involving GitHub Copilot’s selective language support to causally identify LLMs’ impact on collaborative innovation. Unlike earlier studies reporting declining knowledge exchange on user-generated content platforms following LLM introduction (Burtch et al. 2024; Quinn and Gutt, 2025), we document increased contributions in open-source communities. Furthermore, we extend extant research on programming productivity by noting that productivity increases

do not just benefit private enterprises with guided tasks but also unguided collaborative innovation settings such as open-source. These results provide guidance to other open-source platforms, such as to provide the community with the platform-specific LLM to stimulate community participation and output.

Another key implication concerns the extent to which LLMs are effective in software development tasks. Most research, including Peng et al. (2023), notes that LLMs enhance an individual’s ability to complete guided tasks. These experimental programming tasks can be viewed as *capability* tasks, where developers generate a solution from scratch. However, our findings indicate that LLMs are more effective for *iterative* tasks, where understanding existing work is necessary before making their contribution in the current iteration. This raises an interesting possibility: the overall impact of LLMs on collaborative software development, such as in open-source projects, could be stronger than initial experimental results suggest.

The question that arises is whether, in light of the rising popularity of LLMs, workers using LLMs to generate solutions may be disproportionately drawn to tasks with readily verifiable answers and detailed backgrounds. In voluntary collaborative settings where contributors choose their focus, this self-selection may be particularly pronounced, creating an imbalance between innovation types that might not be as evident in organizational settings with assigned tasks. Such a tendency may lead to a downward trajectory in architectural solutions, as the ease and efficiency of addressing well-defined problems could overshadow the pursuit of groundbreaking discoveries. This pattern aligns with Benner and Tushman’s (2003) findings that technological and process innovations inadvertently favor exploitative activities over exploratory ones.

Accordingly, our results highlight the need for policies and strategies that promote *capability* innovation—such as grants, recognition programs, or targeted challenges for new feature development. This approach could create a balance between human ingenuity and LLM capabilities, utilizing the strengths of each to drive a varied and impactful innovation scene, even as LLMs continue to advance. Such interventions, particularly valuable in voluntary collaborative settings, could help maintain a healthy balance between iterative enhancement and capability expansion as LLMs continue to advance. They might also address potential trade-offs between productivity gains and human capital development (Agrawal et al. 2023) by ensuring that human creativity remains valued alongside LLM-assisted efficiency.

Our research also has implications for organizations that participate in or encourage employee contributions to open-source projects. Given the disproportionate impact of LLMs on maintenance activities and established projects with rich context, firms should consider strategies to incentivize contributions to early-stage projects and capability innovation. This might include mentorship programs, dedicated time allocations for exploratory work, or specific recognition for big-picture contributions.

6.3 Limitations

Our current findings have certain limitations common across all research related to innovation. Our study focuses on a specific time window (October 2021 to December 2022) when GitHub Copilot was the primary decent-quality code completion LLM available, creating a rare natural experiment opportunity that is now quite hard to replicate. This temporal boundary was necessary to maintain a clean natural experiment that isolates LLM’s impact before ChatGPT’s introduction changed the landscape and eliminated the possibility of “clean” control groups in field settings. Copilot offered limited interactive capabilities, so our findings must be interpreted as reflecting initial adoption patterns among early users rather than the full potential of current LLM capabilities. While we demonstrate that model improvements widen the gap between innovation types, future research should collaborate with both platforms like Cursor with chat and code completion capabilities as well as with organizations that restrict LLM use but does encourage unguided tasks to examine whether more sophisticated LLMs with combined replicate or modify these patterns.

Another limitation of our analysis is that not every contributor might have used Copilot, meaning our findings likely represent a lower bound of the true effect. As LLM adoption increases, we expect an even more significant effect on innovation patterns. Based on GitHub’s announcement, we know that the adoption is in millions. As a next step, researchers could work with GitHub to obtain information about the sign-up details on GitHub Copilot. Additionally, generalizing these findings to other innovation domains than open-source requires caution, as the unique characteristics of voluntary collaborative innovation, such as self-selection and high degree of contributor autonomy, may not fully translate to other settings with formal task assignment and varied organizational structures.

Finally, while we document a robust differential impact on innovation types, fully understanding the mechanisms driving this pattern requires further investigation. One promising explanation relates to cognitive load: GitHub Copilot may function similarly to a human pair programmer (Cockburn and Williams, 2000), reducing the cognitive burden of understanding existing code and identifying subtle logic flaws. This reduction in cognitive load may make iterative tasks particularly amenable to LLM assistance.

Limitations notwithstanding, our findings provide valuable insights into how LLMs reshape collaborative innovation and offer a foundation for further research on the evolving relationship between artificial intelligence tools and human creativity in knowledge work.

References

- Abadie A, Diamond A, Hainmueller J (2010) Synthetic control methods for comparative case studies: Estimating the effect of California's tobacco control program. *Journal of the American Statistical Association*. 105(490):493-505.
- Agrawal A, Gans JS, Goldfarb A (2023) Do we want less automation? *Science*, 381(6654), pp.155-158.
- Arkhangelsky D, Athey S, Hirshberg DA, Imbens GW, Wager S (2021) Synthetic difference-in-differences. *American Economic Review*, 111(12), 4088-4118.
- Autor DH (2003) Outsourcing at will: The contribution of unjust dismissal doctrine to the growth of employment outsourcing. *Journal of labor economics*, 21(1), pp.1-42.
- Belenzon S, Schankerman MA (2008) Motivation and sorting in open-source software innovation.
- Benner MJ, Tushman ML (2003) Exploitation, exploration, and process management: The productivity dilemma revisited. *Academy of Management Review*. 28(2):238-56
- Berman R, Israeli A (2022) The value of descriptive analytics: Evidence from online retailers. *Marketing Science*, 41(6), 1074-1096.
- Boussiou L, Lane JN, Zhang M, Jacimovic V, Lakhani KR (2024) The crowdless future? Generative AI and creative problem-solving. *Organization Science*. 35(5):1589-607
- Brown T, Mann B, Ryder N, Subbiah M, Kaplan JD, Dhariwal P, Neelakantan A, Shyam P, Sastry G, Askell A, Agarwal S (2020) Language models are few-shot learners. *Advances in neural information processing systems*. 33:1877-901.
- Brynjolfsson E, Mitchell T, Rock D (2018) What can machines learn and what does it mean for occupations and the economy?. In *AEA papers and proceedings* (Vol. 108, pp. 43-47). 2014 Broadway, Suite 305, Nashville, TN 37203: American Economic Association.
- Brynjolfsson E, Li D, Raymond LR (2025) Generative AI at work. *The Quarterly Journal of Economics*. qjae044
- Burtch G, Lee D, Chen Z (2024) The consequences of generative AI for online knowledge communities. *Scientific Reports* 14(1):10413.
- Chen Z, Chan J (2024) Large language model in creative work: The role of collaboration modality and user expertise. *Management Science*. 70(12):9101-17.

- Cheng X, Mayya R, Sedoc J (2024) From Human Annotation to LLMs: SILICON Annotation Workflow for Management Research. *arXiv preprint arXiv:2412.14461*
- Cockburn A, Williams L (2000) The costs and benefits of pair programming. *Extreme programming examined*, 8, pp.223-247.
- Cohen J (1960) A coefficient of agreement for nominal scales. *Educational and psychological measurement*. 20(1):37-46.
- Dahlander L, Magnusson M (2008) How do firms make use of open source communities? *Long range planning*. 41(6):629-49.
- Doshi AR, Hauser OP (2024) Generative artificial intelligence enhances individual creativity but reduces the collective diversity of novel content. *Science Advances* 10(28)
- Eloundou, T, Manning, S, Mishkin, P, & Rock, D (2024) GPTs are GPTs: Labor market impact potential of LLMs. *Science*, 384(6702), 1306-1308.
- Felin T, Zenger TR (2014) Closed or open innovation? Problem solving and the governance choice. *Research policy*; 43(5):914-25.
- Gatignon H, Tushman ML, Smith W, Anderson P (2002) A structural approach to assessing innovation: Construct development of innovation locus, type, and characteristics. *Management Science*. 48(9):1103-22
- Hattori LP, Lanza M (2008) On the nature of commits. In *2008 23rd IEEE/ACM international conference on automated software engineering-workshops* (pp. 63-71).
- Henderson RM, Clark KB (1990) Architectural innovation: The reconfiguration of existing product technologies and the failure of established firms. *Administrative science quarterly*, 9-30.
- Hippel EV, Krogh GV (2003) Open-source software and the “private-collective” innovation model: Issues for organization science. *Organization Science*. 14(2):209-23.
- Hindle A, German DM, Holt R (2008) What do large commits tell us? a taxonomical study of large commits. In *Proceedings of the 2008 international working conference on Mining software repositories* (pp. 99-108).
- Hoffmann M, Boysel S, Nagle F, Peng S, Xu K (2024) Generative AI and the Nature of Work.
- Horton JJ (2023) Large language models as simulated economic agents: What can we learn from homo silicus? (No. w31122). *National Bureau of Economic Research*.
- Katila R, Ahuja G (2002) Something old, something new: A longitudinal study of search behavior and new product introduction. *Academy of Management Journal*. 45(6):1183-94.
- Lakhani KR, Von Hippel E (2004) How open source software works: “free” user-to-user assistance. *Produktentwicklung mit virtuellen Communities*. Gabler Verlag.
- Lambrecht A, Tucker C, Zhang X (2023) TV advertising and online sales: A case study of intertemporal substitution effects for an online travel platform. *Journal of Marketing Research*. <https://doi.org/10.1177/00222437231180171>
- Lerner J, Tirole J (2002) Some simple economics of open source. *The Journal of Industrial Economics*, 50(2), 197-234.
- March JG (1991) Exploration and exploitation in organizational learning. *Organization Sci*. 2(1):71-87.
- Maruping LM, Daniel SL, Cataldo M (2019) Developer centrality and the impact of value congruence and incongruence on commitment and code contribution activity in open source software communities. *MIS Quarterly*, 43(3), 951-976.

- Mayya R, Viswanathan S (2024) Delaying Informed Consent: An empirical investigation of mobile apps' upgrade decisions. *Management Science (Forthcoming)*.
- McHugh ML (2012). Interrater reliability: the kappa statistic. *Biochemia Medica*. 15;22(3):276-82.
- Medappa PK, Srivastava SC (2019) Does superposition influence the success of FLOSS projects? An examination of open-source software development by organizations and individuals. *Information Systems Research*. 30(3):764-86.
- Medappa PK, Tunc MM, Li X (2023) Sponsorship funding in open-source software: Effort reallocation and spillover effects in knowledge-sharing ecosystems. *SSRN*. <https://ssrn.com/abstract=4484403>
- Meyer BD (1995) Natural and Quasi-experiments in Economics. *Journal of Business and Economic Statistics* 13(2): 151-161
- Miric M, Jeppesen LB (2023) How does Competition Influence Innovative Effort within a Platform-based Ecosystem? Contrasting Paid and Unpaid Contributors. *Research Policy*, 52(7), 104790
- Noy S, Zhang W (2023) Experimental evidence on the productivity effects of generative artificial intelligence. *Science*, 381(6654), 187-192. doi:10.1126/science.adh2586
- Paulson JW, Succi G, Eberlein A (2004) An empirical study of open-source and closed-source software products. *IEEE transactions on software engineering*, 30(4), pp.246-256.
- Peng S, Kalliamvakou E, Cihon P, Demirel M (2023) The impact of AI on developer productivity: Evidence from github copilot. *arXiv*. <https://doi.org/10.48550/arXiv.2302.06590>
- Piezunka H, Dahlander L (2019) Idea rejected, tie formed: Organizations' feedback on crowdsourced ideas. *Academy of Management Journal*. 62(2):503-30.
- Quinn M, Gutt D (2025) Heterogeneous Effects of Generative AI on Knowledge Seeking in Online Communities. *Journal of Management Information Systems*, Forthcoming
- Rogers EM (2003) Diffusion of innovations. 5th Edition. *Simon and Schuster*.
- Shneiderman B (2007) Creativity support tools: accelerating discovery and innovation. *Communications of the ACM*. 50(12):20-32.
- Shah SK (2006) Motivation, governance, and the viability of hybrid forms in open-source software development. *Management Science*. 52(7):1000-14.
- Song F, Agarwal A, Wen W (2024) The impact of generative AI on collaborative open-source software development: Evidence from GitHub Copilot. *arXiv preprint arXiv:2410.02091*.
- Sun C, Shi Z, Liu X, Ghose A (2024) The Effect of Voice AI on Digital Commerce. *Information Systems Research (Forthcoming)*
- Tushman ML, Anderson P (1986) Technological Discontinuities and Organizational Environments. *Administrative Science Quarterly*, 31(3).
- van Kemenade H, Thoma M, Si R, Dollenstein Z (2021) hugovk/top-pypi-packages: Release 2021.10 (2010.10). *Zenodo*. <https://doi.org/10.5281/zenodo.10730812>
- von Krogh G, Haefliger S, Spaeth S, Wallin MW (2012) Carrots and rainbows: Motivation and social practice in open source software development. *MIS Quarterly*, 36(2), 649-676.
- Zhou E and Lee DK (2024). Generative Artificial Intelligence, human creativity, and art. *PNAS Nexus* 3(3), pp.052.

Appendix A

Appendix Figures

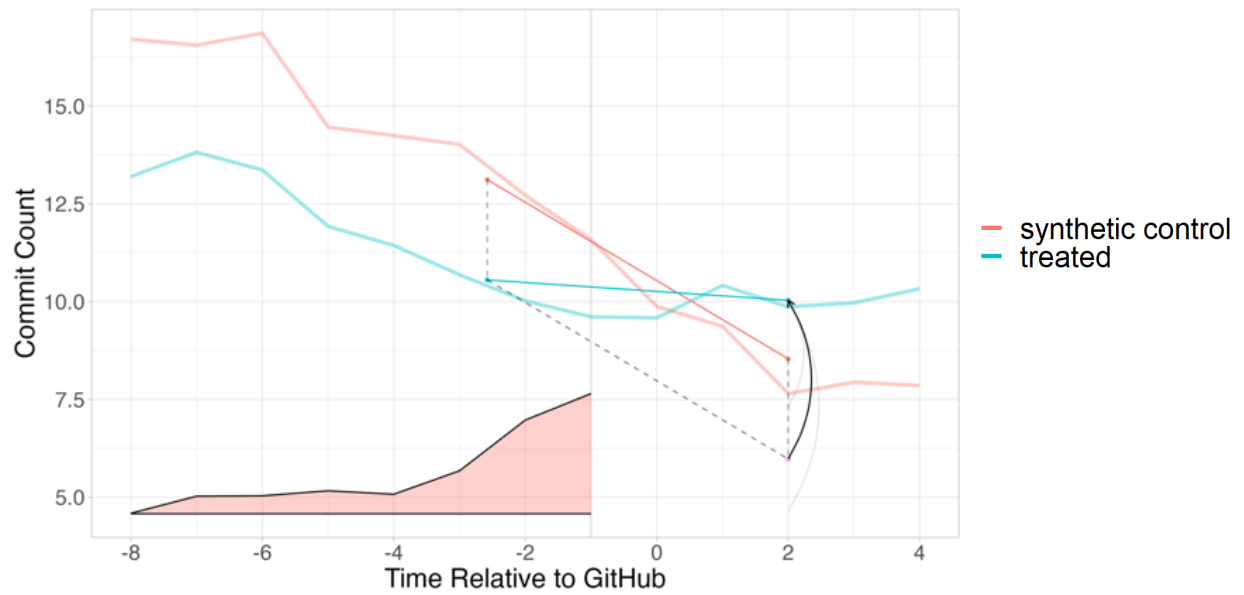


Figure A1. Treated (Python and Rust) versus Control (R and Haskell)

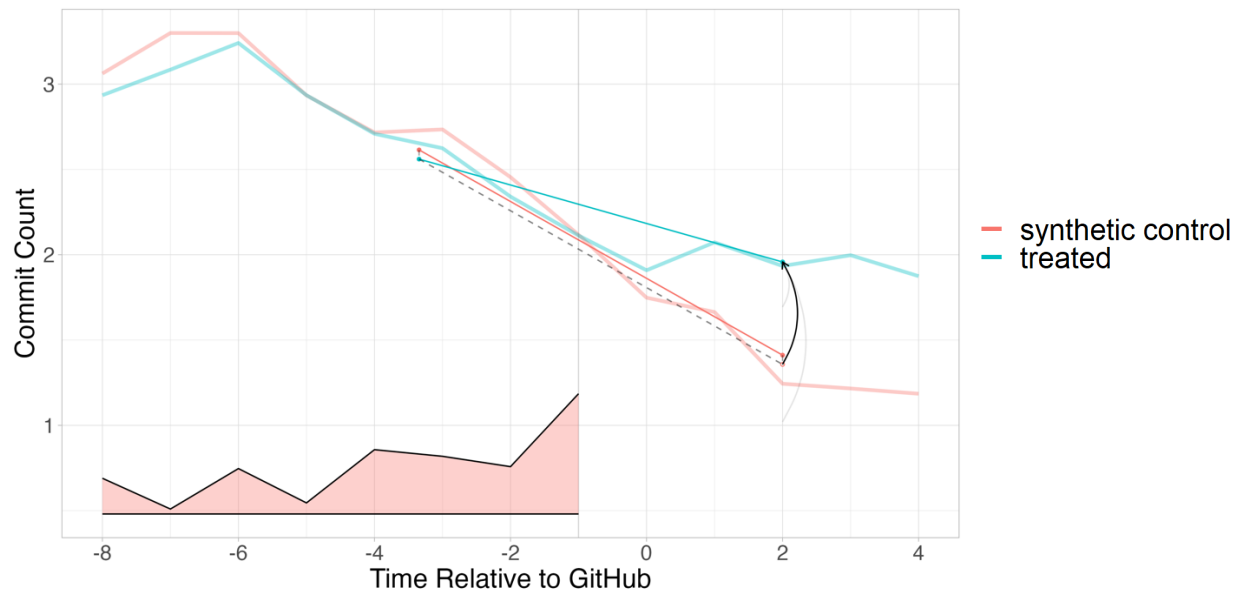


Figure A2a. The impact of Copilot on commits *with* new function definition in each quarter.
Python vs R Analysis

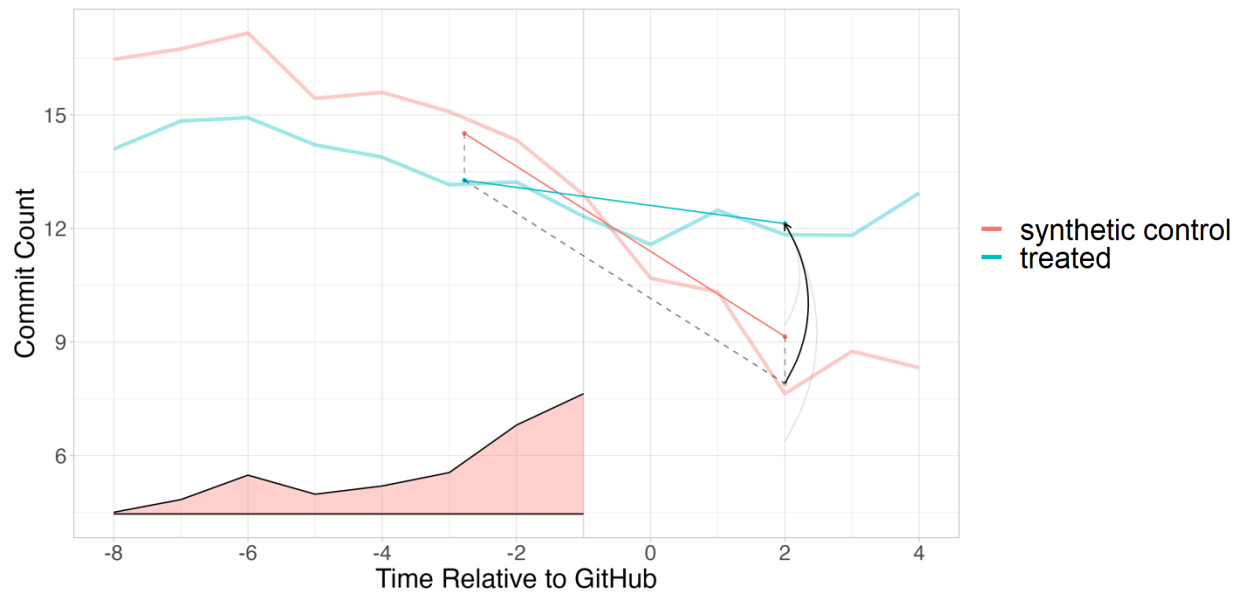


Figure A2b. The impact of Copilot on commits *without* new function definition in each quarter.
Python vs R Analysis

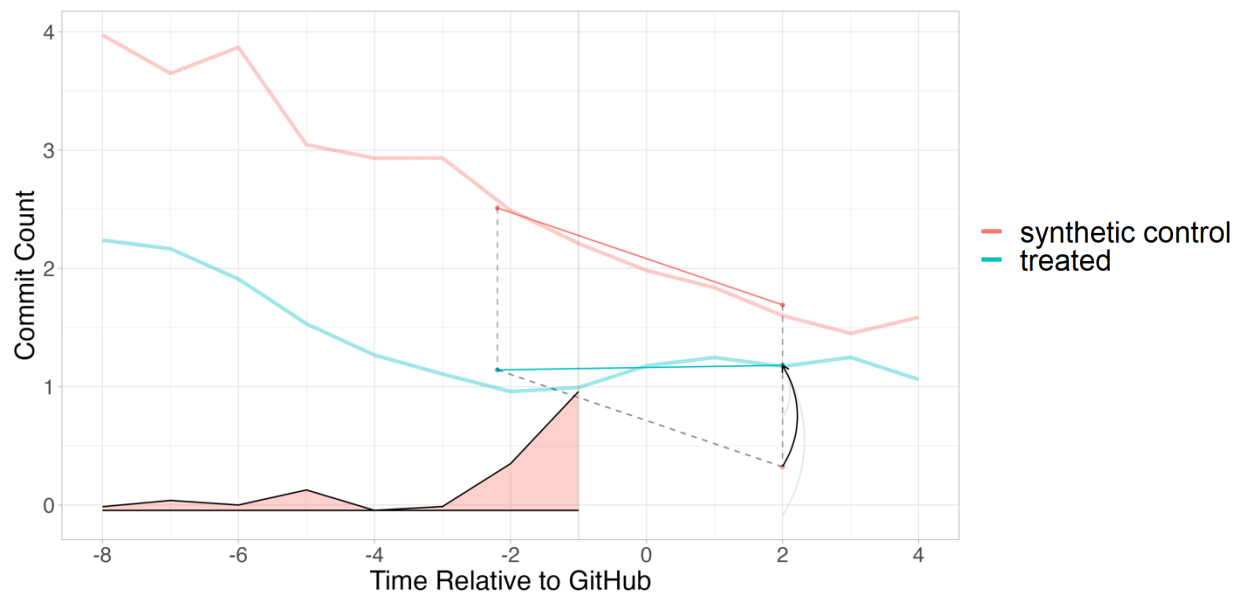


Figure A2c. The impact of Copilot on commits *with* new function definition in each quarter.
Rust vs. Haskell Analysis

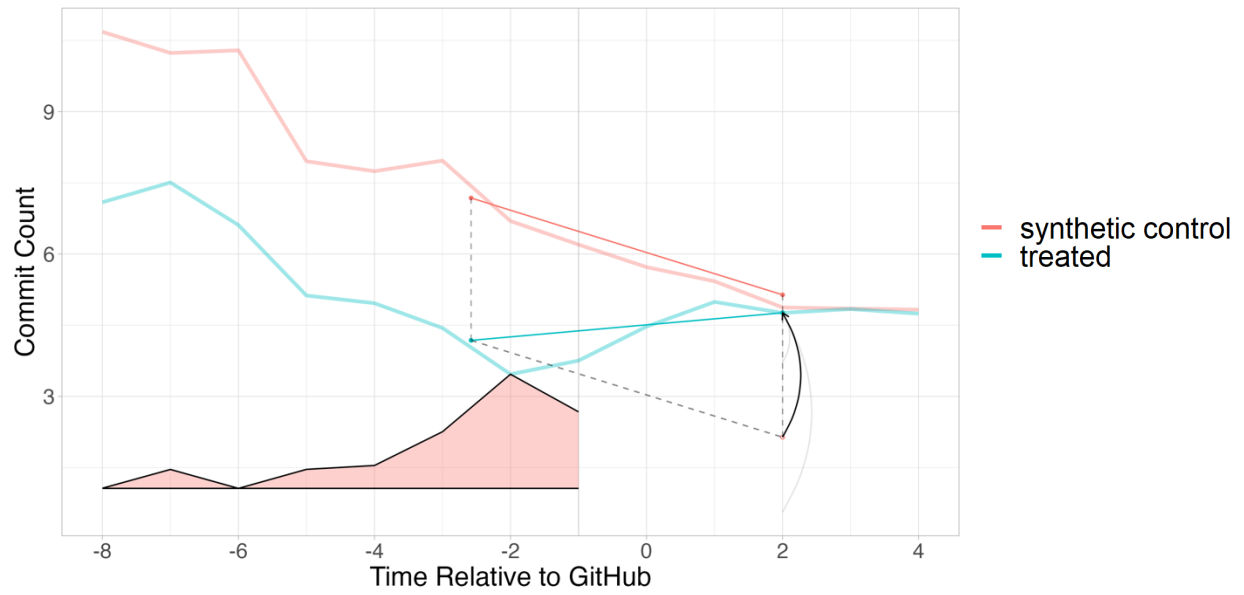


Figure A2d. The impact of Copilot on commits *without* new function definition in each quarter.
Rust vs Haskell Analysis

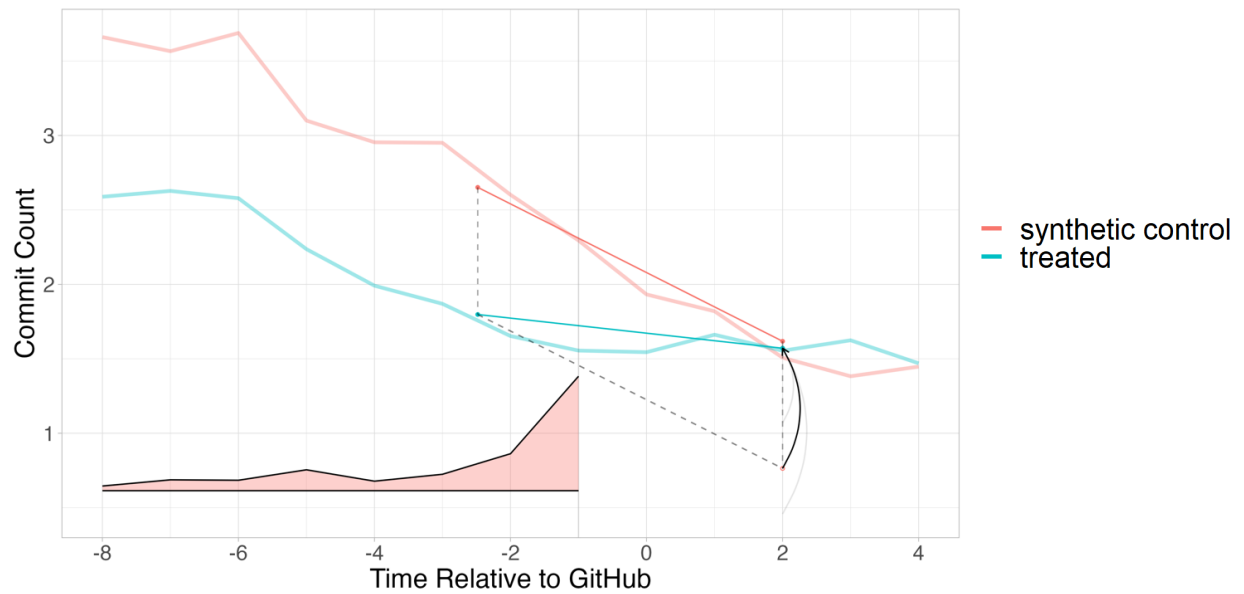


Figure A2e. The impact of Copilot on commits *with* new function definition in each quarter.
(Python + Rust) vs. (R + Haskell) Analysis

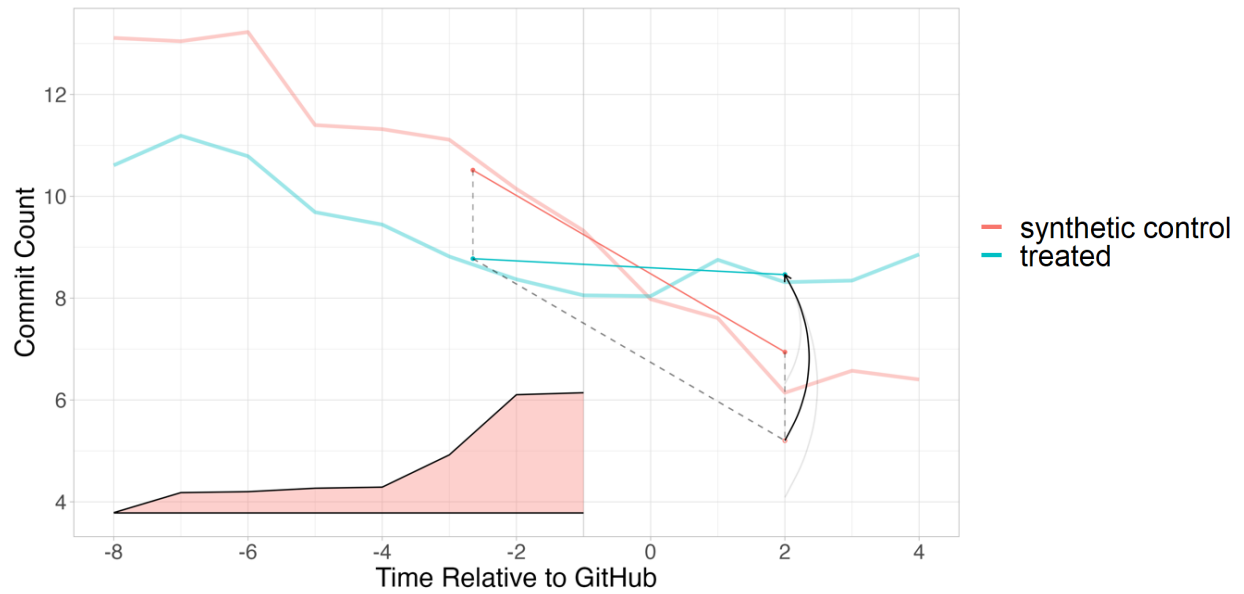


Figure A2f. The impact of Copilot on commits *without* new function definition in each quarter.
(Python + Rust) vs. (R + Haskell) Analysis

Note: The x-axis indicates the period relative to the launch of GitHub Copilot (October 2021)

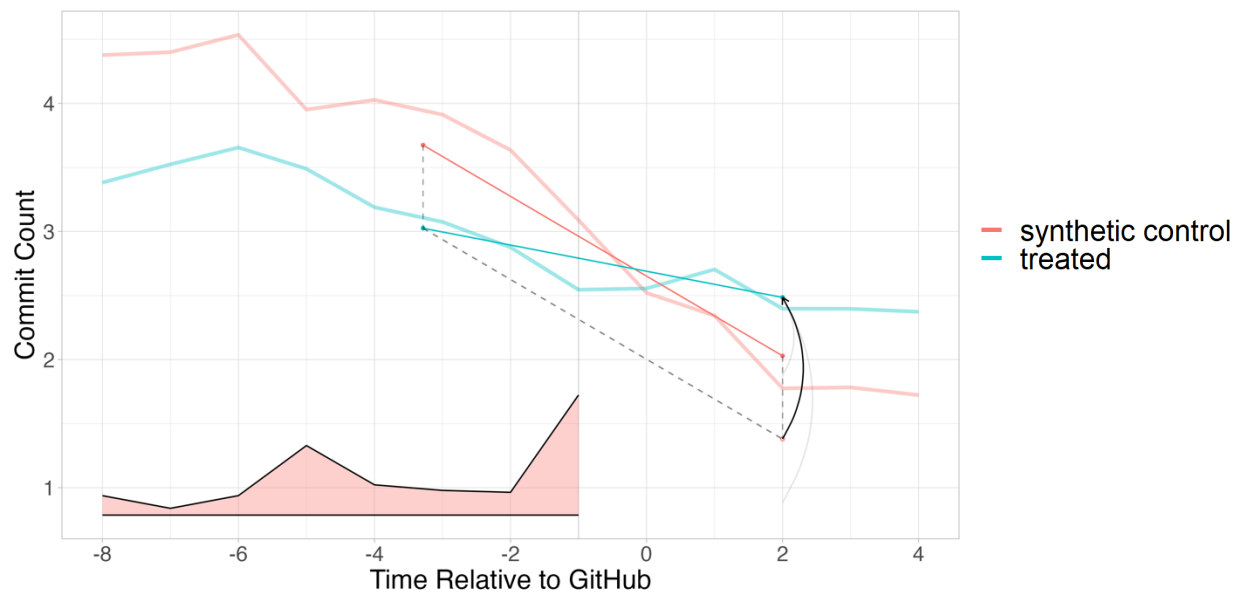


Figure A3a. The impact of Copilot on the count of *Code Development* commits in each quarter.
Python vs R Analysis

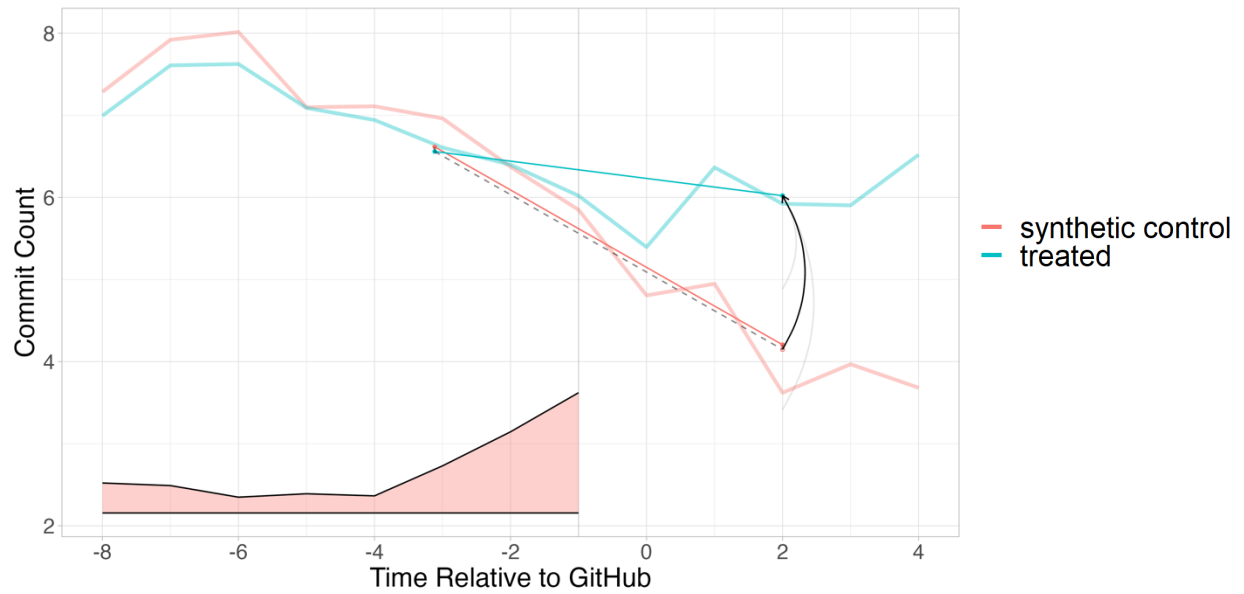


Figure A3b. The impact of Copilot on the count of *Maintenance* commits in each quarter.
Python vs R Analysis

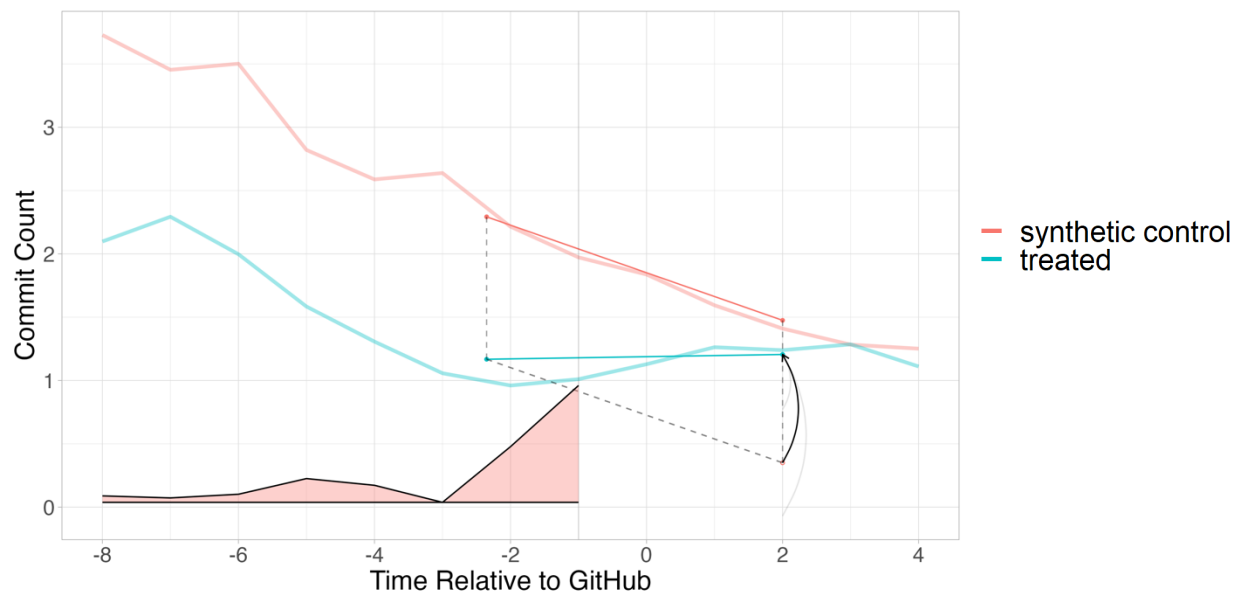


Figure A3c. The impact of Copilot on the count of *Code Development* commits in each quarter.
Rust vs. Haskell Analysis

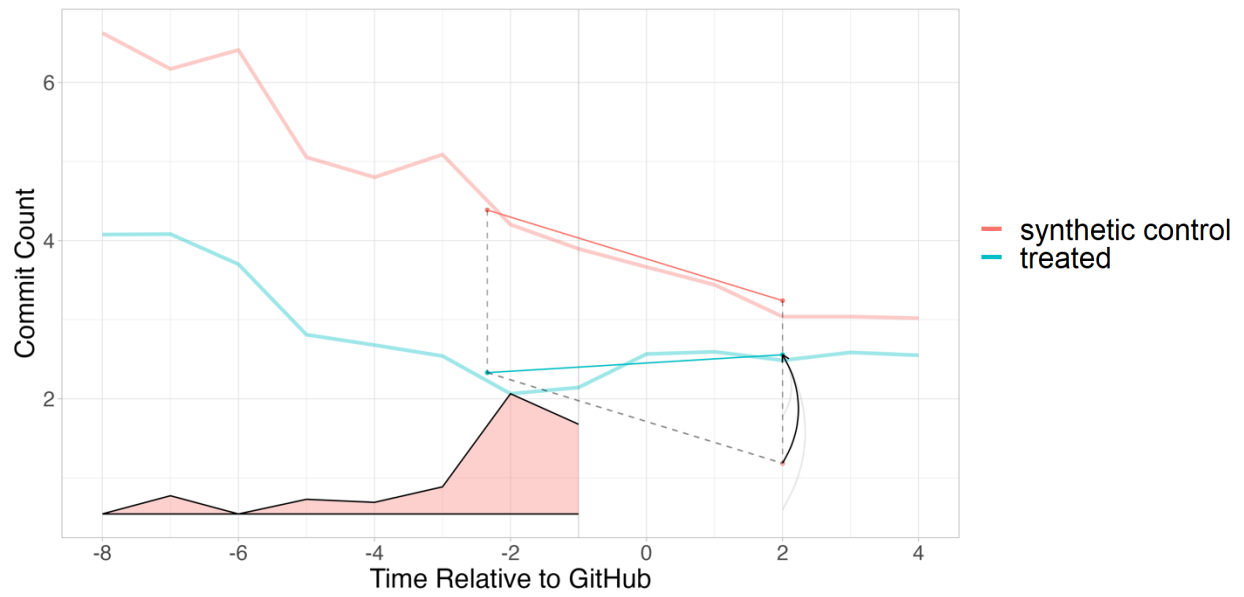


Figure A3d. The impact of Copilot on the count of *Maintenance* commits in each quarter.
Rust vs. Haskell Analysis

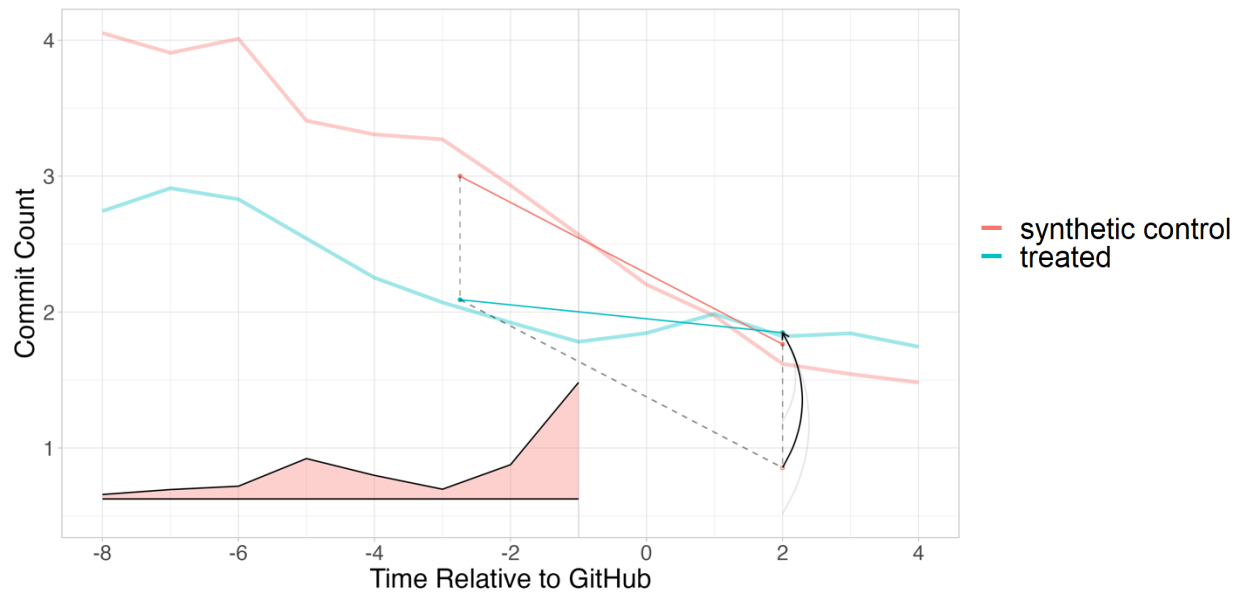


Figure A3e. The impact of Copilot on the count of *Code Development* commits in each quarter.
(Python + Rust) vs. (R + Haskell) Analysis

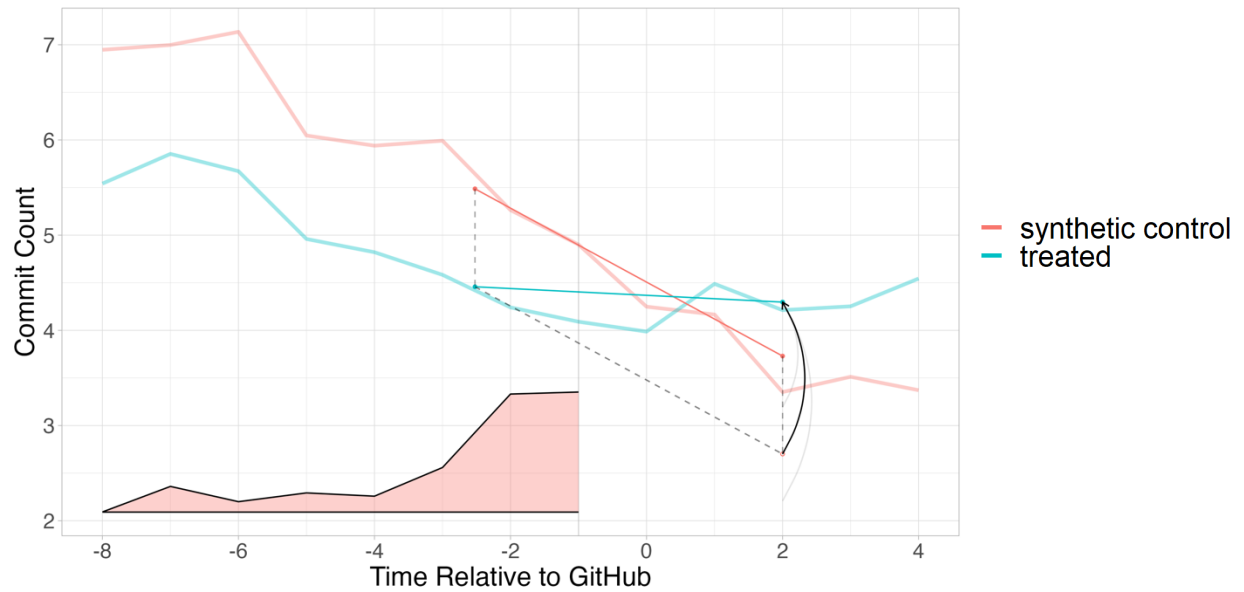


Figure A3f. The impact of Copilot on the count of *Maintenance* commits in each quarter. (Python + Rust) vs. (R + Haskell) Analysis

Note: The x-axis indicates the period relative to the launch of GitHub Copilot (October 2021)

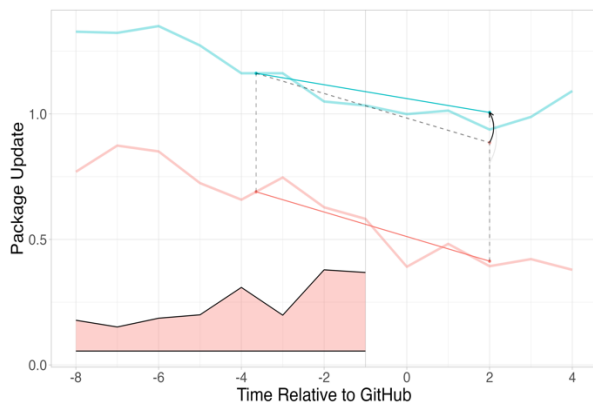


Figure A4a. Python vs. R (new version release).

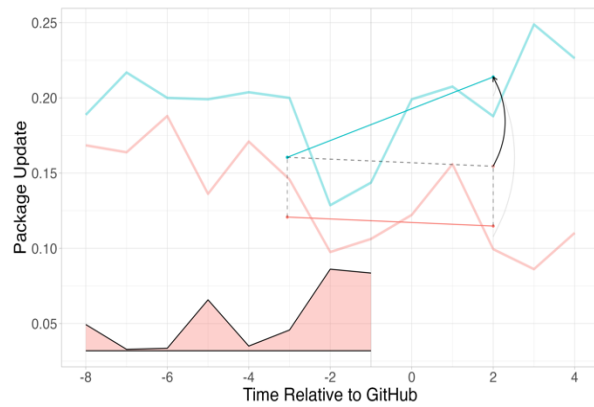


Figure A4b. Rust vs. Haskell (new version release)

Appendix Tables

Table A1. Summary Statistics

Panel A: Python and R

1187 packages in main analyses					
Variables	# Obs.	Mean	Std. Dev.	Min	Max
<i>Commits_{it}</i>	29,050	15.91	38.27	0	783
<i>Commits (j=NewFunction)_{ijt}</i>	29,050	2.51	8.49	0	441
<i>Commits(j=NoNewFunction)_{ijt}</i>	29,050	13.40	32.16	0	679
<i>Commits (j=CodeDevelopment)_{ijt}</i>	29,050	3.22	11.04	0	396
<i>Commits(j=Maintenance)_{ijt}</i>	29,050	6.41	15.67	0	341
<i>VersionRelease_{it}</i>	29,050	0.94	1.88	0	39

Note: The final matched sample has 1,187 Python and R packages each.

Panel B: Haskell and Rust

1373 packages in main analyses					
Variables	# Obs.	Mean	Std. Dev.	Min	Max
<i>Commits_{it}</i>	33,685	8.90	38.18	0	2329
<i>Commits (j=NewFunction)_{ijt}</i>	33,685	2.34	11.21	0	382
<i>Commits(j=NoNewFunction)_{ijt}</i>	33,685	6.56	28.37	0	1970
<i>Commits (j=CodeDevelopment)_{ijt}</i>	33,685	2.13	11.72	0	774
<i>Commits(j=Maintenance)_{ijt}</i>	33,685	3.93	16.96	0	1253
<i>VersionRelease_{it}</i>	33,685	0.184	0.972	0	36

Note: The final matched sample has 1,373 Rust and Haskell packages each.

Table A2. Number of New Commits – Combined Language Pairs

Comparison	Python (Treated) vs. R (Control)		
Models	(1) <i>TWFE</i>	(2) <i>Balanced TWFE</i>	(3) <i>SynthDiD</i>
<i>TreatmentLang_i X afterCopilot_t</i>	6.120*** (0.712)	4.563*** (0.748)	4.058*** (0.683)
Time Fixed Effect	YES	YES	YES
Package Fixed Effect	YES	YES	YES
# of Obs.	62,735	52,936	52,936

Note: Standard Errors clustered around package in parentheses for columns (1), (2), (4) and (5). The variance for (3) and (6) are estimated using the Jackknife variance procedure.

*** p<0.001, ** p<0.01, * p<0.05

Table A3. Triple Difference – Function Addition Analysis

Panel A: Python vs. R

Dependent Variable	Number of New Commits	
Models	(1) <i>TWFE</i>	(2) <i>Balanced TWFE</i>
<i>TreatmentLang_i X afterCopilot_t</i>	0.919*** (0.206)	0.626*** (0.188)
<i>TreatmentLang_i X afterCopilot_t</i> <i>X Category_NoNewFunction_j</i>	4.979*** (0.653)	4.244*** (0.697)
Time Fixed Effect	YES	YES
Package Fixed Effect	YES	YES
# of Obs.	58,100	49,478

Panel B: Rust vs. Haskell

Dependent Variable	Number of New Commits	
Models	(1)	(2)
	<i>TWFE</i>	<i>Balanced TWFE</i>
<i>TreatmentLang_i X afterCopilot_t</i>	1.839*** (0.300)	1.238*** (0.274)
<i>TreatmentLang_i X afterCopilot_t</i> <i>X Category_NoNewFunction_i</i>	1.905** (0.618)	1.586* (0.728)
Time Fixed Effect	YES	YES
Package Fixed Effect	YES	YES
# of Obs.	67,370	56,394

Note: Standard Errors clustered around package in parentheses

*** p<0.001, ** p<0.01, * p<0.05, + p<0.1

**Table A4. The Effect on the Type of Innovation—Function Creation—All Languages
Python + Rust (Treatment) vs. R + Haskell (Control)**

Dependent Variable	New Functions Added			New Functions Not Added		
	(1) <i>TWFE</i>	(2) <i>Balanced TWFE</i>	(3) <i>SynthDiD</i>	(4) <i>TWFE</i>	(5) <i>Balanced TWFE</i>	(6) <i>SynthDiD</i>
<i>TreatmentLang_i X afterCopilot_t</i>	1.389*** (0.177)	0.943*** (0.172)	0.807*** (0.156)	4.731*** (0.571)	3.620*** (0.611)	3.260*** (0.569)
Time Fixed Effect	YES	YES	YES	YES	YES	YES
Package Fixed Effect	YES	YES	YES	YES	YES	YES
# of Obs.	62,735	52,936	52,936	62,735	52,936	52,936

Table A5. Triple Difference – LLM Categorization Analysis**Panel A: Python vs. R**

Dependent Variable	Number of New Commits	
Models	(1)	(2)
	<i>TWFE</i>	<i>Balanced TWFE</i>
<i>TreatmentLang_i X afterCopilot_t</i>	1.474*** (0.258)	1.270*** (0.266)
<i>TreatmentLang_i X afterCopilot_t</i> <i>X Category_Maintenance_i</i>	0.822** (0.267)	0.753** (0.280)
Time Fixed Effect	YES	YES
Package Fixed Effect	YES	YES
# of Obs.	58,100	49,478
R-Squared	0.508	0.512

Panel B: Rust vs. Haskell

Dependent Variable	Number of New Commits	
Models	(1)	(2)
	<i>TWFE</i>	<i>Balanced TWFE</i>
<i>TreatmentLang_i X afterCopilot_t</i>	1.704*** (0.294)	1.146*** (0.279)
<i>TreatmentLang_i X afterCopilot_t</i> <i>X Category_Maintenance_i</i>	0.678** (0.222)	0.608** (0.230)
Time Fixed Effect	YES	YES
Package Fixed Effect	YES	YES
# of Obs.	67,370	56,394
R-Squared	0.450	0.467

Note: Standard Errors clustered around package in parentheses

*** p<0.001, ** p<0.01, * p<0.05, + p<0.1

**Table A6. The Effect on the Type of Innovation—LLM Categorization—All Languages
Python + Rust (Treatment) vs. R + Haskell (Control)**

Dependent Variable	New Functions Added			New Functions Not Added		
	(1) <i>TWFE</i>	(2) <i>Balanced TWFE</i>	(3) <i>SynthDiD</i>	(4) <i>TWFE</i>	(5) <i>Balanced TWFE</i>	(6) <i>SynthDiD</i>
<i>TreatmentLang_i X afterCopilot_{it}</i>	1.621*** (0.204)	1.170*** (0.195)	0.994*** (0.174)	2.313*** (0.281)	1.838*** (0.299)	1.596*** (0.252)
Time Fixed Effect	YES	YES	YES	YES	YES	YES
Package Fixed Effect	YES	YES	YES	YES	YES	YES
# of Obs.	62,735	52,936	52,936	62,735	52,936	52,936

Note: *** p<0.001, ** p<0.01, * p<0.05

Standard Errors clustered around package in parentheses for (1), (2), (4) and (5). The variance for (3) and (6) are estimated using the Jackknife variance procedure.

Table A7. The Effect on the Volume of Innovation - Number of New Package Version Release

Comparison	Python (Treated) vs. R (Control)			Rust (Treated) vs. Haskell (Control)		
Models	(1) <i>TWFE</i>	(2) <i>Balanced TWFE</i>	(3) <i>SynthDiD</i>	(4) <i>TWFE</i>	(5) <i>Balanced TWFE</i>	(6) <i>SynthDiD</i>
<i>TreatmentLang_i X afterCopilot_{it}</i>	0.094* (0.046)	0.100* (0.044)	0.120** (0.041)	0.069* (0.027)	0.062* (0.029)	0.059* (0.024)
Time Fixed Effect	YES	YES	YES	YES	YES	YES
Package Fixed Effect	YES	YES	YES	YES	YES	YES
# of Obs.	29,050	24,739	24,739	33,685	28,197	28,197

Note: *** p<0.001, ** p<0.01, * p<0.05

Standard Errors clustered around package in parentheses for (1), (2), (4) and (5). The variance for (3) and (6) are estimated using the Jackknife variance procedure.

**Table A8. The Effect on the Type of Innovation—Function Creation—Logged DV
Panel A: Python (Treatment) vs. R (Control) Analysis**

Dependent Variable	Log(New Functions Added)			Log(New Functions Not Added)		
	(1) <i>TWFE</i>	(2) <i>Balanced TWFE</i>	(3) <i>SynthDiD</i>	(4) <i>TWFE</i>	(5) <i>Balanced TWFE</i>	(6) <i>SynthDiD</i>
<i>TreatmentLang_i X afterCopilot_{it}</i>	0.186*** (0.021)	0.121*** (0.021)	0.109*** (0.020)	0.397*** (0.032)	0.310*** (0.033)	0.285*** (0.032)
Time Fixed Effect	YES	YES	YES	YES	YES	YES
Package Fixed Effect	YES	YES	YES	YES	YES	YES
# of Obs.	29,050	24,739	24,739	29,050	24,739	24,739

Panel B: Rust (Treatment) vs. Haskell (Control) Analysis

Dependent Variable	Log(New Functions Added)			Log(New Functions Not Added)		
	(1) <i>TWFE</i>	(2) <i>Balanced TWFE</i>	(3) <i>SynthDiD</i>	(4) <i>TWFE</i>	(5) <i>Balanced TWFE</i>	(6) <i>SynthDiD</i>
<i>TreatmentLang_i X afterCopilot_{it}</i>	0.094*** (0.019)	0.074*** (0.019)	0.077*** (0.018)	0.099*** (0.025)	0.089*** (0.026)	0.099*** (0.026)
Time Fixed Effect	YES	YES	YES	YES	YES	YES
Package Fixed Effect	YES	YES	YES	YES	YES	YES
# of Obs.	33,685	28,197	28,197	33,685	28,197	28,197

Note: Standard Errors clustered around package in parentheses for columns (1), (2), (4) and (5). The variance for (3) and (6) are estimated using the Jackknife variance procedure.

*** p<0.001, ** p<0.01, * p<0.05, + p<0.1

Table A9. The Effect on the Type of Innovation – LLM Categorization – Logged DV
Panel A: Python (Treatment) vs. R (Control) Analysis

Dependent Variable	Log(Code Development)			Log(Maintenance)		
	(1) TWFE	(2) Balanced TWFE	(3) SynthDiD	(4) TWFE	(5) Balanced TWFE	(6) SynthDiD
<i>TreatmentLang_i X afterCopilot_{it}</i>	0.191*** (0.022)	0.144*** (0.023)	0.130*** (0.022)	0.259*** (0.026)	0.208*** (0.028)	0.200*** (0.026)
Time Fixed Effect	YES	YES	YES	YES	YES	YES
Package Fixed Effect	YES	YES	YES	YES	YES	YES
# of Obs.	29,050	24,739	24,739	29,050	24,739	24,739

Panel B: Rust (Treatment) vs. Haskell (Control) Analysis

Dependent Variable	Log(Code Development)			Log(Maintenance)		
	(1) TWFE	(2) Balanced TWFE	(3) SynthDiD	(4) TWFE	(5) Balanced TWFE	(6) SynthDiD
<i>TreatmentLang_i X afterCopilot_{it}</i>	0.093*** (0.018)	0.073*** (0.018)	0.081*** (0.017)	0.114*** (0.021)	0.095*** (0.023)	0.093*** (0.024)
Time Fixed Effect	YES	YES	YES	YES	YES	YES
Package Fixed Effect	YES	YES	YES	YES	YES	YES
# of Obs.	33,685	28,197	28,197	33,685	28,197	28,197

Note: Standard Errors clustered around package in parentheses for columns (1), (2), (4) and (5). The variance for (3) and (6) are estimated using the Jackknife variance procedure.

*** p<0.001, ** p<0.01, * p<0.05, + p<0.1

Table A10. The Effect on the Type of Innovation—Function Creation—Drop Quarters 0,1 and 2
Panel A: Python (Treatment) vs. R (Control) Analysis

Dependent Variable	New Functions Added			New Functions Not Added		
	(1) TWFE	(2) Balanced TWFE	(3) SynthDiD	(4) TWFE	(5) Balanced TWFE	(6) SynthDiD
<i>TreatmentLang_i X afterCopilot_{it}</i>	1.007*** (0.224)	0.805*** (0.218)	0.805*** (0.219)	6.844*** (0.976)	5.689*** (1.004)	5.107*** (1.052)
Time Fixed Effect	YES	YES	YES	YES	YES	YES
Package Fixed Effect	YES	YES	YES	YES	YES	YES
# of Obs.	21,928	19,030	19,030	21,928	19,030	19,030

Panel B: Rust (Treatment) vs. Haskell (Control) Analysis

Dependent Variable	New Functions Added			New Functions Not Added		
	(1) TWFE	(2) Balanced TWFE	(3) SynthDiD	(4) TWFE	(5) Balanced TWFE	(6) SynthDiD
<i>TreatmentLang_i X afterCopilot_{it}</i>	2.225*** (0.330)	1.375*** (0.305)	1.041*** (0.247)	4.554*** (0.923)	3.245** (0.990)	2.852*** (0.862)
Time Fixed Effect	YES	YES	YES	YES	YES	YES
Package Fixed Effect	YES	YES	YES	YES	YES	YES
# of Obs.	25,447	21,690	21,690	25,447	21,690	21,690

Note: Standard Errors clustered around package in parentheses for columns (1), (2), (4) and (5). The variance for (3) and (6) are estimated using the Jackknife variance procedure.

*** p<0.001, ** p<0.01, * p<0.05, + p<0.1

Table A11. The Effect on the Type of Innovation – LLM Categorization – Drop Quarters 0,1 and 2
Panel A: Python (Treatment) vs. R (Control) Analysis

Dependent Variable	Code Development			Maintenance		
	(1) TWFE	(2) Balanced TWFE	(3) SynthDiD	(4) TWFE	(5) Balanced TWFE	(6) SynthDiD
<i>TreatmentLang_i X afterCopilot_{it}</i>	1.637*** (0.287)	1.422*** (0.290)	1.309*** (0.299)	2.732*** (0.482)	2.581*** (0.484)	2.447*** (0.497)
Time Fixed Effect	YES	YES	YES	YES	YES	YES
Package Fixed Effect	YES	YES	YES	YES	YES	YES
# of Obs.	21,928	19,030	19,030	21,928	19,030	19,030

Panel B: Rust (Treatment) vs. Haskell (Control) Analysis

Dependent Variable	Code Development			Maintenance		
	(1) TWFE	(2) Balanced TWFE	(3) SynthDiD	(4) TWFE	(5) Balanced TWFE	(6) SynthDiD
<i>TreatmentLang_i X afterCopilot_{it}</i>	2.166*** (0.384)	1.324*** (0.317)	1.079*** (0.267)	2.812*** (0.464)	2.016*** (0.492)	1.551*** (0.382)
Time Fixed Effect	YES	YES	YES	YES	YES	YES
Package Fixed Effect	YES	YES	YES	YES	YES	YES
# of Obs.	25,447	21,690	21,690	25,447	21,690	21,690

Note: Standard Errors clustered around package in parentheses for columns (1), (2), (4) and (5). The variance for (3) and (6) are estimated using the Jackknife variance procedure.

*** p<0.001, ** p<0.01, * p<0.05, + p<0.1

Table A12. Effect on the Type of Innovation—Function Creation—Move Treatment to June 2021
Panel A: Python (Treatment) vs. R (Control) Analysis

Dependent Variable	New Functions Added			New Functions Not Added		
	(1) TWFE	(2) Balanced TWFE	(3) SynthDiD	(4) TWFE	(5) Balanced TWFE	(6) SynthDiD
<i>TreatmentLang_i X afterCopilot_{it}</i>	0.731*** (0.204)	0.553** (0.199)	0.559** (0.182)	5.650*** (0.779)	4.658*** (0.813)	4.192*** (0.793)
Time Fixed Effect	YES	YES	YES	YES	YES	YES
Package Fixed Effect	YES	YES	YES	YES	YES	YES
# of Obs.	29,050	24,739	24,739	29,050	24,739	24,739

Panel B: Rust (Treatment) vs. Haskell (Control) Analysis

Dependent Variable	New Functions Added			New Functions Not Added		
	(1) TWFE	(2) Balanced TWFE	(3) SynthDiD	(4) TWFE	(5) Balanced TWFE	(6) SynthDiD
<i>TreatmentLang_i X afterCopilot_{it}</i>	1.734*** (0.283)	1.238*** (0.285)	1.050*** (0.223)	3.309*** (0.810)	2.728** (0.897)	2.570*** (0.706)
Time Fixed Effect	YES	YES	YES	YES	YES	YES
Package Fixed Effect	YES	YES	YES	YES	YES	YES
# of Obs.	33,685	28,197	28,197	33,685	28,197	28,197

Note: Standard Errors clustered around package in parentheses for columns (1), (2), (4) and (5). The variance for (3) and (6) are estimated using the Jackknife variance procedure.

*** p<0.001, ** p<0.01, * p<0.05, + p<0.1

Table A13. Effect on the Type of Innovation – LLM Categorization – Move Treatment to June 2021

Panel A: Python (Treatment) vs. R (Control) Analysis

Dependent Variable	Code Development			Maintenance		
	(1) <i>TWFE</i>	(2) <i>Balanced TWFE</i>	(3) <i>SynthDiD</i>	(4) <i>TWFE</i>	(5) <i>Balanced TWFE</i>	(6) <i>SynthDiD</i>
<i>TreatmentLang_i X afterCopilot_{it}</i>	1.414*** (0.267)	1.184*** (0.273)	1.059*** (0.252)	2.170*** (0.380)	1.865*** (0.395)	1.755*** (0.374)
Time Fixed Effect	YES	YES	YES	YES	YES	YES
Package Fixed Effect	YES	YES	YES	YES	YES	YES
# of Obs.	29,050	24,739	24,739	29,050	24,739	24,739

Panel B: Rust (Treatment) vs. Haskell (Control) Analysis

Dependent Variable	Code Development			Maintenance		
	(1) <i>TWFE</i>	(2) <i>Balanced TWFE</i>	(3) <i>SynthDiD</i>	(4) <i>TWFE</i>	(5) <i>Balanced TWFE</i>	(6) <i>SynthDiD</i>
<i>TreatmentLang_i X afterCopilot_{it}</i>	1.501*** (0.282)	1.136*** (0.296)	0.972*** (0.218)	2.193*** (0.436)	1.766*** (0.468)	1.444*** (0.286)
Time Fixed Effect	YES	YES	YES	YES	YES	YES
Package Fixed Effect	YES	YES	YES	YES	YES	YES
# of Obs.	33,685	28,197	28,197	33,685	28,197	28,197

Note: Standard Errors clustered around package in parentheses for columns (1), (2), (4) and (5). The variance for (3) and (6) are estimated using the Jackknife variance procedure.

*** p<0.001, ** p<0.01, * p<0.05, + p<0.1

Appendix B

The primary task is to determine the category of commits made to GitHub using the commit “comments”.

The box below presents the annotation guidelines and the prompt that we used in employing LLMs for this classification task, developed using the guidelines by Cheng et al. (2024). The prompt is as follows:

You are an experienced programmer with extensive contributions to Python, R, Haskell and Rust projects. You will receive the name of a GitHub repository along with one of its commit comments. Your task is to meticulously analyze the commit comment and classify it into the most appropriate category out of the five categories based on its purpose or content. The five categories are:

1. Code Development: Includes 'Feature Addition' (adding new capabilities), 'Code Optimization' (enhancing performance, resource usage, efficiency, or setting and changing defaults), 'Algorithm implementation' (changing or adding new algorithms).

2. Maintenance: Encompasses 'Bug Fix' (correcting errors), 'Code Cleanup' (improving readability or structure without changing functionality), 'Dependency Management' (chores and grunt tasks for manual updating, manual version bump, or changing version requirements for dependencies), 'Refactoring' (altering code structure or organization to improve maintainability without changing behavior), 'Feature Removal or Deprecation' (taking out a feature from the codebase or marking it for future removal), 'Migration', 'Merge Operations'

3. Documentation and Style: Combines 'Documentation' (creating or updating documentation such as README, docstrings), 'Style Update' (modifying code styling for consistency or readability), new spoken language support and changelog.

4. Testing and Quality Assurance: Involves 'Testing' (adding or updating tests), 'Automatic Version Update and Numbers Management' (automatic bot triggered updating, managing and auto bumping version numbers or managing releases), 'automation' (including all automated updates, such as bot triggered version bumps) and logging (results log, test log etc.)

5. Other: Any changes that do not fit into the above categories (such as license and copyright updates, continuous integration continuous deployment, or mere repository operations without code or merging). Additionally, assess the significance of the change as 'Minor', 'Medium', or 'Significant', and provide an estimated count of changes made. Include a concise justification for your classification.

Your response should be in a valid JSON format and strictly contain only the JSON, with all string values enclosed in double quotes. The response must include 'category' (a string), 'significance' (a string), 'count' (an integer, or a string if the count is unknown), and 'reason' (a string). For example:

```
{
  "category": "Code Development",
  "significance": "Medium",
  "count": 5,
  "reason": "This commit adds a new feature improving data processing efficiency."
}
```

Remember to consider the context and implications of each commit comment while categorizing and assessing its impact. Do not include a double quote or commas inside the reason.

To choose the best model, we benchmarked some of their performances against human tagging. We first randomly selected 200 Python commit comments and 200 R commit comments and got them tagged by three expert human annotators. We then compared the outcome from five different LLMs (GPT 4o, GPT 4o mini, LLaMa 3.3 70B Q8.0, Deepseek R1 and Deepseek V3) with human tags and found that GPT4o and Deepseek V3 outperformed the other LLMs and were close enough. Table B1 shows the outcomes of the model and the Cohen’s Kappa for the agreement between expert human annotators and the LLM predictions. The Cohen’s Kappa is above 0.6 for gpt4o and deepseek models, which puts the agreement at the “substantial” level, as noted in extant research (e.g., Cohen 1960, McHugh 2012). Even though deepseek-chat was significantly cheaper than gpt-4o, we employed gpt-4o for time reasons for our annotation task. Table B2 presents the model details.

The total input tokens uploaded to the model for the entire process (1.1 million commits) were around 638 million tokens. The total output tokens generated by the model were approximately 60 million tokens.

Table B1. The accuracy of LLMs compared to human annotated ground truth.

Model	Agreement Rate	Cohen’s Kappa
gpt-4o-2024-08-06	79.50%	0.72
deepseek-reasoner (r1-2025-01-20)	75.25%	0.66
deepseek-chat (v3-2024-12-26)	76.50%	0.67
gpt4o-mini-2024-07-18	63.75%	0.48
Meta LLaMa 3.3 70B Q8.0	59.75%	0.45

Table B2. The Model Parameters

Model	endpoint	temperature	top_p	frequency_ penalty	presence_ penalty
gpt-4o-2024-08-06	chat completion	0.0	1.0	0.0	0.0

Appendix C: Function Detection Methodology

We developed language-specific approaches to detect function definitions in code diffs across the four programming languages in our study. Here we outline the logic for each language.

C.1 Python Function Detection

For Python, function detection focuses on identifying assignment operations that create functions:

- Check if the line contains the substring “def” (including the space)
- Count as a function if this substring is found
- Ensure that the line is not in the comment line (appears after #)

C.2 R Function Detection

For R, function detection focuses on identifying assignment operations that create functions:

- Check if the line contains the substring “function” (including the space)
- Check if the line contains shorthand function notation introduced in R 4.1.0
- Count as a function if this substring is found
- Ensure that the line is not a comment line (appears after #)

C.3 Rust Function Detection

For Rust, function detection focuses on identifying operations that create functions:

- Check if the line contains the substring “fn” (including the space)
- Count as a function if this substring is found
- Ensure that the line is not a comment line (appears after //)

C.4 Haskell Function Detection

Haskell presented the greatest challenge because of its functional syntax. Our detection logic:

- Filter out non-function elements: comments, type signatures, module declarations, and data definitions.
- Check for function patterns with valid identifiers followed by parameters and an equals sign
- Handle nullary functions (functions without parameters).
- Account for pattern matching in function definitions.
- Exclude single-letter variables and Haskell keywords.
- Skip method implementations within instance blocks.