

Source2Synth: Synthetic Data Generation and Curation Grounded in Real Data Sources

Alisia Lupidi^{1,2}, Carlos Gemmell¹, Nicola Cancedda¹, Jane Dwivedi-Yu¹,
Jason Weston¹, Jakob Foerster², Roberta Raileanu^{1,3}, Maria Lomeli¹
¹Meta, ²Oxford University, ³University College London

Abstract

Large Language Models still struggle in challenging scenarios that leverage structured data, complex reasoning, or tool usage. In this paper, we propose *Source2Synth*: a new method that can be used for teaching LLMs new skills without relying on costly human annotations. *Source2Synth* takes as input a custom data source and produces synthetic data points with intermediate reasoning steps grounded in real-world sources. *Source2Synth* improves the dataset quality by discarding low-quality generations based on their answerability. We demonstrate the generality of this approach by applying it to two challenging domains: we test reasoning abilities in multi-hop question answering (MHQA), and tool usage in tabular question answering (TQA). Our method improves performance by 25.51% for TQA on WikiSQL and 22.57% for MHQA on HotPotQA compared to the fine-tuned baselines.

1 Introduction

Large Language Models (LLMs) (Devlin et al., 2019; Chowdhery et al., 2022; Brown et al., 2020; Vaswani et al., 2017) have risen to popularity due to their remarkable ability to digest and generate human-like text (Radford et al., 2018). However, LLMs still struggle with more complex tasks such as multi-step reasoning, tool use and manipulating or processing structured data. For many of these tasks there exists source data, such as existing structured data on the web, but little data of how to use it to solve a task. In principle, one can achieve performance improvements during fine-tuning by collecting human annotated data of such tasks. However, this is an expensive and time-consuming process (Touvron et al., 2023).

In this paper, we propose *Source2Synth*, a general approach to generate *synthetic data grounded in external real-world sources*. Grounding the data generation process in real-world sources steers the

examples to be more realistic, diverse, and factually correct. We showcase our method on two challenging tasks: multi-hop questions based on sources from the web, and tabular question answering using SQL as a tool. In both cases it achieves improved performance without relying on human annotations, resulting in a scalable data generation method for complex tasks.

Source2Synth consists of three stages: *Dataset Generation* and *Dataset Curation*, followed by *Model Finetuning*, see Figure 1. At the *Data Generation* stage, we start by selecting a data source (such as tables on the web, or related Wikipedia articles) to *ground* our synthetic data generation in realistic information for a specific task. Then, to generate a given example, our method first selects a seed topic to condition the generation - for example a specific entity in a Wikipedia article or a factual statement about a table. Given the seed topic, the method then generates the full example: the instruction (e.g., question), the reasoning chain to arrive at the answer (e.g., the steps of multi-hop question answering, or tool use) and the answer itself.

At the *Data Curation* stage, the constructed synthetic dataset is split into two slices: the first slice is used to fine-tune the LLM, resulting in an intermediate fine-tuned model. We use this model to curate the second slice of data via imputation and the use of a filtering step by rejection sampling. For imputation, we blank some parts of a given example and accept the example if the model can fill in the blanks. For filtering, we reject examples that cannot produce the correct answer in k trials. This provides a higher quality curated dataset for the final fine-tuning stage on the second slice, resulting in a better performing model on a given task.

To demonstrate the generality of our approach, we apply it to two different domains:

- answering *tabular-based questions* by learn-

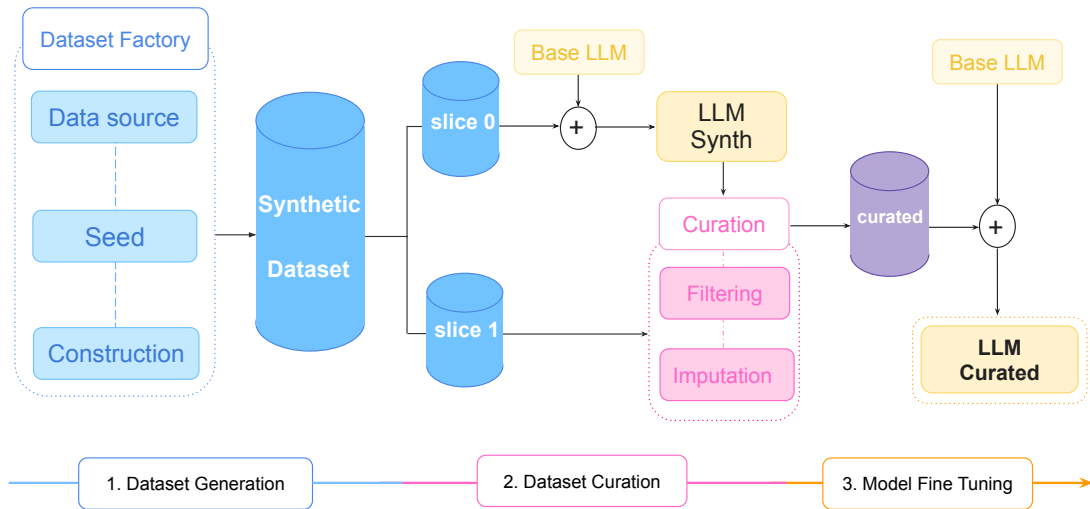


Figure 1: **Overall Source2Synth Method.** In the *Dataset Generation* step we first choose a data source to build our dataset from. For each example we select a seed topic to condition the generation on, and use the data source and seed together to construct the example. The resulting synthetic dataset is sliced in two: slice 0 is used to fine-tune an intermediate version of the LLM (*LLMSynth*), and we use *LLMSynth* to curate slice 1 through filtering and/or imputation during the *Dataset Curation* step. The resulting curated dataset is of higher quality and aligned with the user’s design. At the *Model Finetuning* stage, the final LLM (*LLMCurated*) is trained on the curated synthetic dataset, which can then be used to provide good performance on the task of interest.

ing how to use SQL as a tool;

- answering *multi-hop questions* by performing multi-step reasoning and information extraction.

To summarize, our key contributions are:

- We introduce a new method for generating synthetic examples aligned with the target task, given a real-world data source as context.
- We introduce a curation method based on filtering and imputation which yields higher quality data and improved task performance.

2 Related Work

Synthetic Data Generation using LLMs A number of works propose different strategies to generate synthetic datasets leveraging pre-trained language models. Some of these works rely on probing the knowledge contained in the LLM by first providing a prompt and letting the model either generate the continuation of a prefix or predict missing words in a close-style template (Schick and Schütze, 2020; Schick and Schütze, 2021; Petroni

et al., 2019; Jiang et al., 2019). Other works introduce a variety of ways to improve the quality of synthetic data by using model-based or human filtering (Schick and Schütze, 2021; Liu et al., 2022; Li et al., 2024; Thoppilan et al., 2022). Our method however does not rely on human annotations, and we improve the quality of the synthetic data by leveraging the LLM itself. Furthermore, our selection of the seed topic is automated and we use real data as a starting point. We note that some recent work also leverages real-world data for specific cases, such as a corpus from the web to construct high-quality synthetic data (Nguyen et al., 2024) or open-source code snippets to generate diverse instruction data for code generation (Wei et al., 2024; Dubey et al., 2024). In our case, we do not require a back-translation approach or an initial finetuning to generate the seed to digest the data. Our work proposes a general framework which can be applied across tasks. See Liu et al. (2024) for a thorough overview of synthetic data research and references therein.

Teaching LLMs to Use Tools Enabling LLMs to use different tools can augment their abilities beyond text generation and towards manipulating structured data, retrieving information from exter-

nal sources, or interacting with APIs. Even though the goal of our work is not specifically to teach models to use tools, but to develop a general synthetic data generation approach, we consider this to be a by-product. For example, we demonstrate how our method can be used to make LLMs use SQL - which is an example of a tool. Tool usage is a very active area of research. Various works augment LLMs with general tools or API calls (Parisi et al., 2022; Schick et al., 2023; Tang et al., 2023), while some propose to interweave intermediate reasoning steps with API calls (Gao et al., 2023; Cai et al., 2024; Paranjape et al., 2023) which improves performance on more complex tasks. Finally, handling unseen tools at test time has also been tackled (Paranjape et al., 2023; Mekala et al., 2024). See Mialon et al. (2023) and Qin et al. (2023) for an in-depth literature review of augmented language models research and references therein.

Teaching LLMs to use SQL The above approaches usually only enable tool usage for inputs that are strings or numbers. However, using structured data during post-training can be useful to enhance the LLM’s capabilities in complex tasks, such as tables or relational data like graphs. A particular tool of interest is SQL since it enables aggregating information from tabular data. There exist a variety of benchmarks that have been proposed to assess LLMs abilities to generate SQL as well as their performance on tabular-based question answering leveraging SQL tasks (Li et al., 2023a; Zhong et al., 2017). Alternatively, handling tabular data directly by LLMs has also been tried (Herzig et al., 2020; Gemmell and Dalton, 2023), and tabular question answering benchmarks have been proposed (Pasupat and Liang, 2015).

3 Method

Source2Synth produces high-quality synthetic examples grounded in external real-world data sources, and this resulting synthetic data is provided as step-by-step examples to the LLM for fine-tuning. *Source2Synth* is composed of three stages: *Dataset Generation*, *Dataset Curation*, and *Model fine-tuning*.

3.1 Dataset Generation

Data source selection The generation process begins by selecting a data source. This can be an already existing dataset re-purposed for a given task, a collection of existing data points that we

would like to leverage to construct a new dataset, or structured information (e.g. graphs, tables). There is no need for human annotations on the entries, as *Source2Synth* will enrich it with extra instructions.

Seed In order to create a given example of our new synthetic dataset, we first generate a *seed* topic as the initial trigger for the generation process, which is chosen conditioned on a randomly selected portion of the source data. The seed inspires the creation of the entry and dictates how the source data will be used. In addition, the randomness of the seed ensures variety in the generated data.

Dataset construction In order to tackle complex tasks, LLMs can leverage a step-by-step approach (Wei et al., 2022) that divides reasoning into smaller sub-tasks plus instructions on how to merge back each step into the final one. In *Source2Synth*, we leverage the seed to build synthetic data step-by-step, decomposing into such intermediate steps in order to arrive at an answer for a given question. This reasoning chain can then be used as supervision by providing it as the target in the synthetically generated training examples.

3.2 Dataset Curation

The *Dataset Generation* process yields an augmented dataset grounded in real data. At the *Dataset Curation* step, we employ a model-based approach to automatically refine the dataset to enhance its quality, while avoiding the need for human supervision. In particular, we prune the newly-built dataset of all the entries that have been incorrectly crafted or that are deemed low quality. This is achieved by slicing the dataset in two and using one slice to fine-tune the LLM (*LLMSynth*). During curation, *LLMSynth* is then used to improve the quality of the second slice of the dataset using imputation plus a filtering step. After these steps, we obtain the final curated dataset (shown in purple in Figure 1).

Data filtering During filtering, *LLMSynth* is used to predict the output of the given synthetic example using k tries. If the output cannot be predicted at least once, it is assumed the example is low quality and is not included in the final curated dataset.

Data Imputation We also consider an imputation process, which involves blanking parts of the augmented data points and using the LLM to fill in the blanks, to replace those fields. This is to provide cleaner data which is less unnatural.

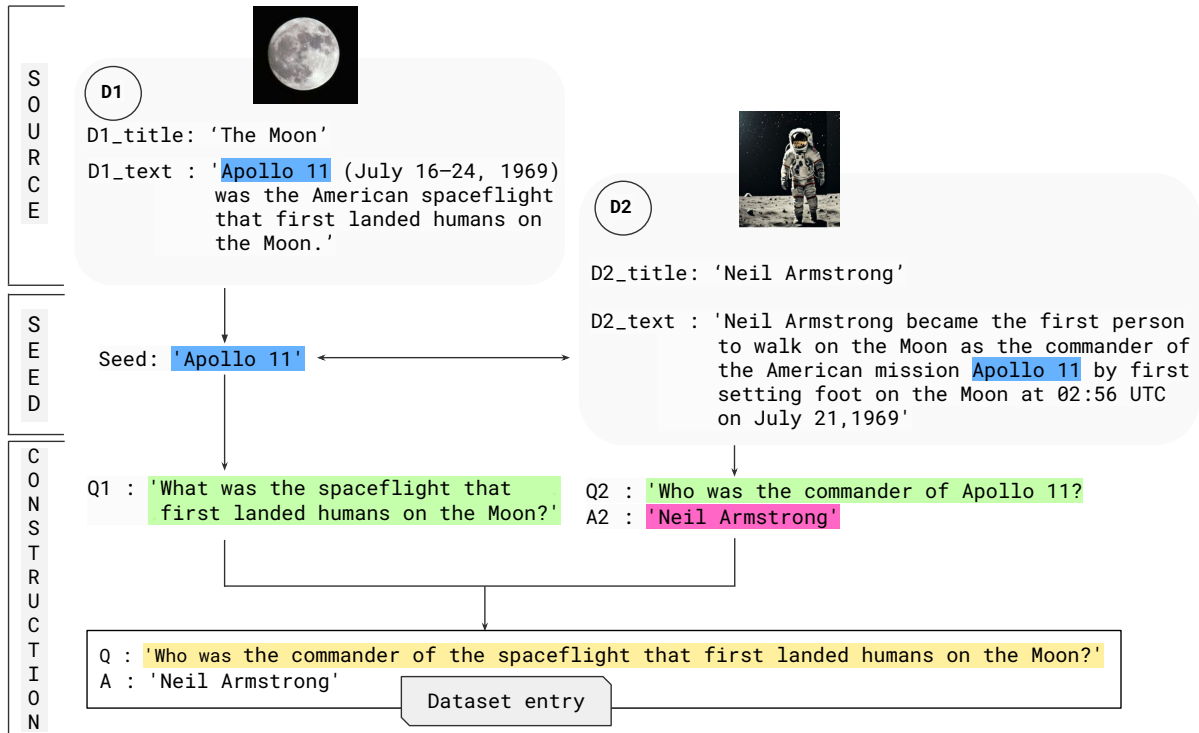


Figure 2: **Source2Synth synthetic data generation process for multi-hop question answering.** The method first randomly picks one article D_1 , in this case with title "The Moon". At the *Seed* stage, an entity E is selected from D_1 's pool of entities, "Apollo 11". Then, documents are sampled from the related documents pool of D_1 such that E is present, and D_2 , "Neil Armstrong", is selected. A question Q_1 is then generated from D_1 with the constraint that the answer A_1 is the entity itself. A second question Q_2 is then generated from D_2 with the constraint that its main topic is the entity. We then prompt an LLM to merge the two questions based on the link/entity they have in common to produce the final question, reasoning chain and answer that comprise the training example.

3.3 Model fine-tuning

At this stage, we fine-tune on the curated synthetic dataset, initializing from a base version or instruction-tuned version of the LLM. We use our dataset for supervised training of both the reasoning chain and the final answer given an input. The resulting model *LLMCurated* is then ready to perform the desired task.

4 Applying Source2Synth to Special Cases

The general pipeline described above can be used to produce examples for the task at hand and to teach LLMs new skills. To demonstrate the impact of *Source2Synth*, we apply it to two challenging tasks where LLMs struggle, which are both areas of great interest for the community: multi-hop question answering and tabular question answering.

4.1 Multi-hop question answering

In multi-hop question answering (MHQA), we generate a dataset of multi-hop question-answer pairs, in addition to the reasoning chain that is used to

answer the question, consisting of question decomposition into subquestions with answers, plus the entity that links them. See Figure 2 for an overview of the procedure and Figure 3 for an example response from the *Source2Synth* model.

4.1.1 Dataset Generation

Data source selection For multi-hop question answering, we pick English Wikipedia (Wikipedia contributors, 2004) as the data source, since it contains articles in natural language as well as additional meta-information like links to related articles. The data generation process starts by randomly selecting an initial article, denoted as D_1 , among all available Wikipedia articles. For each D_1 we collect $n \geq 2$ related articles.

Seed An MHQA seed topic corresponds to an entity E retrieved from D_1 . The seed in MHQA doubles also as the "hop" in the multi-hop question Q that we aim to generate, since E links the $n = 2$ subquestions that compose Q . For example, in Figure 2, we sample "The Moon" article

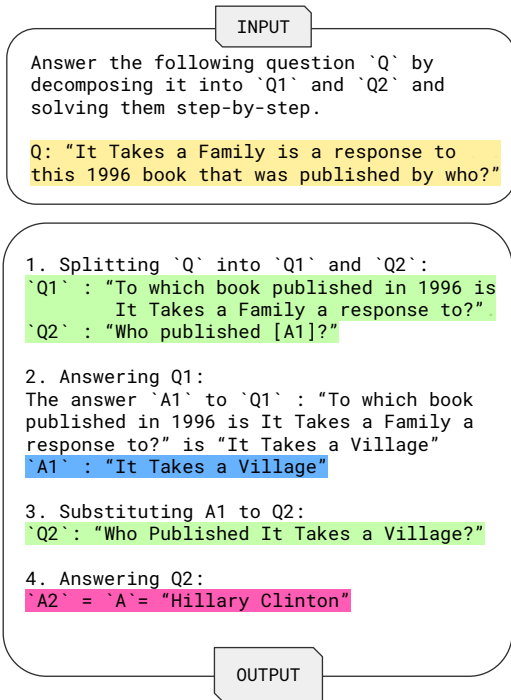


Figure 3: **Example Source2Synth Response on MHQA** (closed book inference). We show the model’s response (reasoning steps and answer) to a multi-hop input question (yellow). The colours highlight the generation of the corresponding augmented entries: the decomposition into sub questions Q_1 and Q_2 in green, the seed A_1 in blue, and the final answer A_2 in red.

at random, denoted by D_1 , and the corresponding entity, denoted by E , is "Apollo 11" (displayed in blue). Then, we pick "Neil Armstrong" as D_2 from the pool of related articles, since it contains a paragraph where the entity "Apollo 11" is included.

Dataset construction We prompt an instruction-tuned language model to generate two questions: a question Q_1 based on D_1 and whose answer is the selected entity E , and a second question Q_2 based on D_2 such that its main topic is E . See Figures 16 and 17 for the exact prompts. For example, in Figure 2, Q_1 = "What was the spaceflight that first landed humans on the Moon?", the hop is E = "Apollo" and Q_2 = "Who was the commander of Apollo 11?". We then prompt the LLM to merge the two questions, in order to generate the final two-hop question Q by using the entity as a conceptual link (hop). The exact prompt is given in Figure 15.

4.1.2 Dataset Curation

Data filtering We check if the predicted answer matches the answer in the synthetically generated example, and if after k tries the LLM has not sup-

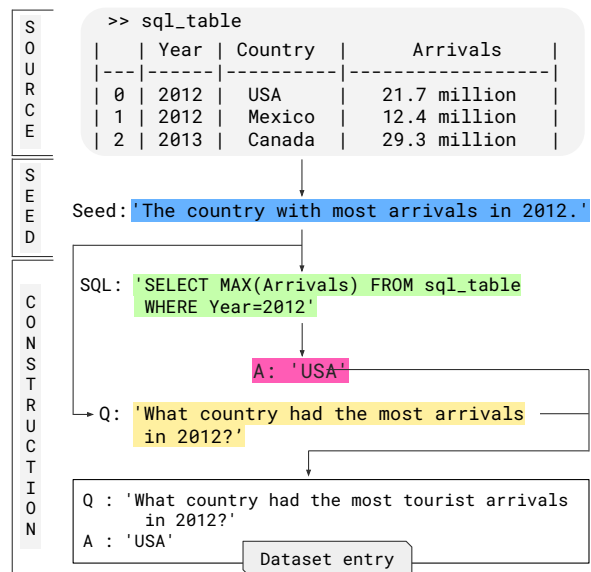


Figure 4: **Source2Synth synthetic data generation process for Tabular question answering**. The method first generates the seed, which is a fact based on the table (shown in blue). Given the seed and table, an *SQL query* is then generated (in green) as well as its translation into natural language (the question Q). Then the SQL is executed on the table to obtain the answer A .

plied the correct answer we filter out the entry entirely. See Figure 3 for an example of model inference.

Data Imputation For MHQA, we blank Q_1 and provide the LLM with Q , Q_2 , E , and the relative doc sample D_1 as context when asking it to reconstruct Q_1 . The new candidate for Q_1 is then assessed: if A' (the answer to this new multi-hop question Q') matches A (the original answer to Q) then we keep the example. We find that asking the model to reconstruct parts of the multi-hop question in-context results in a more natural and cohesive question, thus removing some of the unnaturalness of the text that can occur from automatically generated and merged examples.

4.2 Tabular question answering

In Tabular question answering (TQA) we generate a question-answer dataset where each question is based on a given (real) table from the data source. Generated training examples are hence enriched with tables and annotations which are built from automatically-generated interesting facts retrieved the table.

Data source selection In the TQA case, we use unlabeled tables in the train split of the WikiSQL

dataset (Zhong et al., 2017).

Seed We then prompt an instruction-tuned language model to generate a statement based on the table. This statement corresponds to our seed topic for the generation and is a pertinent interesting fact or set of observations in natural language that can be derived from the table. The prompt is given in Figure 11.

4.2.1 Dataset Construction

We next generate an SQL-statement by zero-shot prompting the LLM: we provide the table and the seed (factual statement) as context, see Figure 12 for the exact prompt. Given the produced SQL statement, it is then executed using the Python library *sqlite3*¹ to obtain an SQL answer formatted as a table. If the generated statement is invalid, we discard it and re-generate.

4.2.2 Dataset Curation

Data filtering We check if the predicted answer of *LLMSynth* fine-tuned on slice 0 matches the answer in the synthetically generated example, and if after k tries the model has not supplied the correct answer we filter out the entry entirely. See Figure 5 for an example of model inference.

5 Experimental Setup

We test our method on two domains: *tabular question answering* and *multi-hop question answering*. For each, we use *Source2Synth* to generate and curate a high quality dataset suitable for fine-tuning, and compare our method to a number of baselines.

5.1 Multi-Hop QA Setup

Data To evaluate multi-hop question answering abilities, we evaluate our *Source2Synth* method on HotPotQA (Yang et al., 2018). HotPotQA is a benchmark based on Wikipedia containing 113,000 examples of multi-hop question-answer pairs and is split in train, test, and validation sets. Each entry in HotPotQA is constructed such that: 1) each question requires finding and reasoning over multiple supporting documents in order to answer; 2) each entry provides sentence-level supporting facts for strong supervision and explainability of the prediction; 3) each question can be classified as either a comparison or bridge question.

A comparison question entails comparing the same concept between n objects (e.g. "Who is the

¹<https://www.sqlite.org>

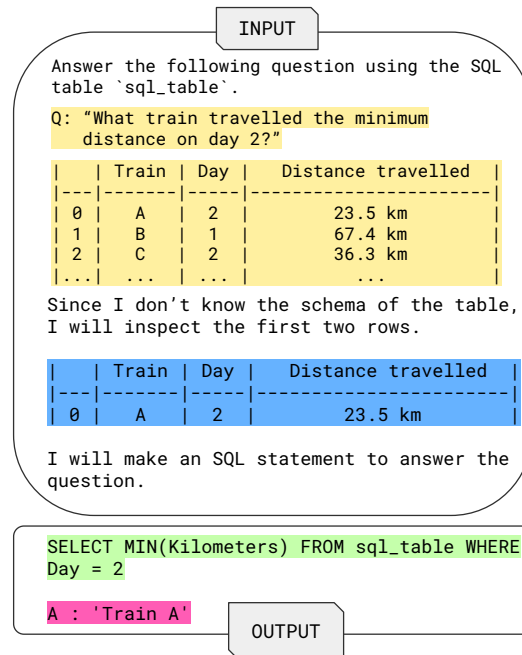


Figure 5: **Example *Source2Synth* Response on TQA.** We show the model’s response (SQL call and final answer) to the tabular input question (yellow). The coloured parts highlight the generation of the corresponding augmented entries: SQL in green, and the final answer in red.

tallest student in class?"), while a bridge question builds on a logical and/or causal link and requires deriving one statement to get to the answer (e.g. "What is the height of the student that topped the entry exam?" - this requires first identifying the student that topped the exam. The hop length is the number of comparison objects for comparison questions or the number of links for bridge questions. In our case, we chose $n = 2$ to be consistent with HotPotQA. The test set consists of 7,405 entries, split evenly between bridge and comparison questions. We only generate synthetic data for bridge questions, since they pose a bigger challenge to current LLMs. In order to counterbalance this disparity, we include 500 comparison questions from HotPotQA’s training dataset in our fine-tuning dataset.

Metrics We measure the performance using soft exact match (soft-EM) as the metric. Soft-EM is 1 if the generated output contains the golden answer and 0 otherwise.

Model The base model used in the experiments in MHQA is Llama-2 70B-Chat. We hence fine-tune *Source2Synth* and various other baseline methods initializing from this model. *Source2Synth* is trained with 1250 synthetic examples, unless noted

otherwise, in addition to the 500 HotPotQA examples described above.

Baselines We compare *Source2Synth* to the following baselines:

- Instruction-tuned LLM: using LLama 2 70B-Chat for the task in a zero-shot manner.
- Fine-tuned LLM (HotPotQA only): fine-tuning from the base model on 500 HPQA examples from the training split.
- *LLMSynth* (Synthetic dataset only): training our model with 1250 synthetic examples from Slice 1 (see Figure 1), *without* the data curation step.
- *LLMSynth* (Synthetic and HotPotQA): training with the uncurated synthetic data in addition to the 500 HPQA examples.

For all the models listed, we tested them using two prompting methods: a zero-shot and a three-shot CoT prompt, see the Appendix C for details.

5.2 Tabular QA Setup

Data We conduct evaluations with the WikiSQL (Zhong et al., 2017) dataset validation split. The WikiSQL dataset consists of a corpus of 80,654 hand-annotated examples of natural language questions, SQL queries, and SQL tables created from 24,241 tables extracted from Wikipedia. The validation split contains 7,857 examples after removing non-executable SQL tables, see Appendix B for more details.

Metrics We measure performance using the exact match (EM) and the soft-EM metrics. The EM metric equals 1 if the golden answer is equal to the generated answer and 0 otherwise.

Model For TQA, we use the Starchat-beta language model (Li et al., 2023b) from Huggingface as the initial language model (batch size 32, 100 steps, lr 0.0001, linear warm-up). The Starchat model is an instruction-tuned LLM with 16 billion parameters trained to act as a helpful coding assistant. This model is a fine-tuned version of StarCoder (Li et al., 2023b), a LLM which was pre-trained and then fine-tuned on a large code corpus, which contains SQL statements, and successively fine-tuned on 35B Python tokens. For our *Source2Synth* generated data, the initial number of synthetic examples per slice is 8k (so 16k in total). After curation, we keep 2160 of the examples in slice 2 (27%).

Baselines We compare the performance of our *Source2Synth* method against a variety of baselines. The baselines consist of prompting the Starchat-beta instruction-tuned language model as follows:

- *Zero-shot Table QA*: prompt with the task instruction, the table and the question in a zero-shot fashion. See Figure 7 for the prompt.
- *One-Shot No Context QA*: prompt with the task instruction and a one-shot example containing a question and answer, together with the actual question for the model to answer. See Figure 8 for the prompt.
- *One-Shot Table QA*: prompt that includes the table for both the one-shot example and the question to be answered. We use one-shot due to LLM context length and the typically large size of the tables. See Figure 9 for the prompt.
- *One-shot Table+SQL QA*: the prompt includes an example containing the table and question, and an instruction suggesting that the model can leverage an SQL tool. We then execute the predicted SQL to obtain the answer. See Figure 10 for the prompt.
- *LLMSynth*: Finetune the model with synthetic data but *without* applying the data curation step.

6 Results

6.1 Multi-Hop question answering

Overall performance of *Source2Synth* on MHQA We report the experimental results in Table 1. We include the baselines of the vanilla instruction-tuned LLM, a *fine-tuned LLM* using only the HPQA 500 examples from the train split (second row), and *LLMSynth* which only uses the uncurated synthetic data for fine-tuning (third row). All fine-tuned methods outperform the instruction-tuned model (first row). Using only synthetic data or only HotPotQA data for fine-tuning demonstrates worse performance than when combined, whether the synthetic data is curated (fifth row) or not as in *LLMSynth* (fourth row). Once we use the full *Source2Synth* pipeline to obtain the curated synthetic dataset for fine-tuning we see further performance improvements *LLMCurated* (fifth row) over not curating the data (fourth row).

Analysis of performance on different question types and levels of difficulty We study the

| Method | 0-shot | 3-shot CoT prompt |
|--|--------|-------------------|
| Instruction-tuned LLM (LLama 2 70B-Chat) | 40.45% | 44.13% |
| fine-tuned LLM (HotPotQA only) | 53.22% | 58.40% |
| <i>LLMSynth</i> (Synthetic dataset only) | 52.31% | 56.70% |
| <i>LLMSynth</i> (Synthetic and HotPotQA) | 57.46% | 62.73% |
| <i>LLMCurated</i> (Synthetic and HotPotQA) | 65.23% | 66.05% |

Table 1: **Evaluation of *Source2Synth* on Multi-hop question answering.** The models shown are fine-tuned with 500 entries from HotPotQA (“HotPotQA”) and/or 1250 entries from the *Source2Synth* Synthetic Dataset (“Synthetic Dataset”). Using *Source2Synth* curated synthetic data in combination with HotPotQA (last row) works best.

| Model | Bridge | | | Comparison | | |
|--------------------------------|--------|--------|-------|------------|--------|-------|
| | Hard | Medium | Easy | Hard | Medium | Easy |
| Llama2-70B-Chat | 5.3% | 11.3% | 27.1% | 13.4% | 17.7% | 26.4% |
| fine-tuned LLM (HotPotQA only) | 14.6% | 16.9% | 39.0% | 23.5% | 31.4% | 35.6% |
| LLMCurated-1250 | 25.3% | 30.7% | 41.8% | 23.3% | 32.3% | 36.9% |

Table 2: **Analysis of MHQA bridge and comparison questions with respect to level of difficulty.** We evaluate models on 1k entries for each question type. *Source2Synth* was used to generated bridge question type data, hence LLM-Curated-1250 outperforms other models particularly for bridge questions.

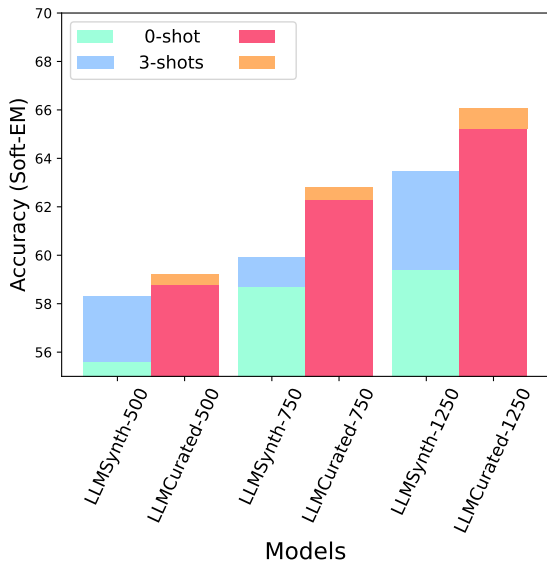


Figure 6: **Synthetic Data scaling performance.** We show how the performance of *Source2Synth* changes with respect to MHQA data mix size, both before and after curation. During the curation step, the following percentages of samples were removed: 7% for 500, 8% for 750, 11% for 1250. *LLMSynth* (before curation) performs worse than *LLMCurated* (after curation) despite having more samples – but both approaches improve with more data.

capabilities of our model by analysing the performance of LLM-Curated-1250 with particular focus on the type and difficulty of the questions – namely hard/medium/easy bridge and comparison

questions. We compare the performance of the base model, the model fine-tuned on HotPotQA, and *Source2Synth* according to the difficulty level, as provided by the HotPotQA dataset. We also subdivide the results according to the type of question (bridge vs. comparison). Results are given in Table 2.

In almost all cases, we observe that *Source2Synth* performs better, particularly on bridge questions, with an overall gain of 17.44% compared to the base model and a 14.56% gain compared to the LLM fine-tuned on HotPotQA. For the comparison questions, we see modest gains because our synthetic dataset only includes the harder task type (bridge). However, it is interesting to see some (small) improvement despite not explicitly targeting comparison-type questions in our dataset. Hence, *Source2Synth* tackled a more demanding task (bridge vs. comparison), and achieves 25.3% on hard-bridge questions compared to 14.6% of the Instruction-tuned LLM fine-tuned on HotPotQA.

Scaling performance We also report scaling performance in Figure 6. We study how performance evolves when adding more synthetic data in the fine-tuning data mix - that already includes 500 samples from the HPQA train split. We perform the analysis on *LLMSynth* and *LLMCurated* to show the impact of the curation technique. In both cases

| Method | Exact Match | Soft-EM |
|--|-------------|---------|
| One-Shot No Context QA (Starchat-beta LLM) | 0.25% | 16.22% |
| Zero-shot Table QA (Starchat-beta LLM) | 1.83% | 20.07% |
| One-Shot Table QA (Starchat-beta LLM) | 2.03% | 31.06% |
| One-shot Table+SQL QA (Starchat-beta LLM) | 12.30% | 34.13% |
| <i>LLMSynth</i> (Synthetic dataset only) | 23.86% | 34.21% |
| <i>LLMCurated</i> (Synthetic dataset only) | 34.50% | 42.80% |

Table 3: **Tabular question answering.** Performance comparison on the WikiSQL evaluation dataset.

and in all data mixes, we see that applying the *Source2Synth* pipeline results in a stronger model on the task. For the *LLMSynth* model fine-tuned on uncurated samples we see that providing more synthetic examples leads to a steady improvement in performance across all data sizes, for both zero-shot and three-shot prompting variants. *LLMCurated* follows a similar trend, but consistently outperforms the uncurated version of the model, for all training set sizes. Overall, we observe that using our synthetic data generation pipeline to construct more data brings further performance gains in the task.

6.2 Tabular question answering

We report the experimental results for Tabular question answering in Table 3. Firstly, they indicate that providing no context about the table when prompting the instruction-tuned StarChat language model has very poor performance (first row), with an EM metric of 0.25%. This is expected since the WikiSQL benchmark questions require information contained in the table, and the model does not have any other information to answer the question except for the general knowledge stored in its parameters. However, even if we pass the table as part of the prompt, the performance does not improve much. For example, passing in a zero-shot fashion (second row) only has an EM metric of 1.83%. This may be challenging for the model as the information in the table is presented in a form that is not easy for the LLM to naturally handle (i.e. a table rather than natural language). While passing an example of table usage in a one-shot fashion (third row) improves the soft-EM metric, the EM metric is still very low (2.03%). Hence, this is still very challenging for the model. Thirdly, the performance increases once we provide a one-shot example containing the relevant table and SQL query (fourth row), with an EM of 12.3%. The ability to use the SQL tool improves the performance

markedly.

We obtain a significant increase in performance when we fine-tune the StarChat model using the *Source2Synth* curated data (last row), with an EM of 34.5%. Our full method performs significantly better than fine-tuning the StarChat language model using synthetic data without curation, *LLMSynth* (second to last row) which has an EM of 23.86%, although that still outperforms the other baselines by a large margin as well, indicating the utility of our *Source2Synth* synthetic data generation scheme.

7 Conclusion

In this paper, we introduce *Source2Synth*, a new method for generating and curating high-quality synthetic data grounded in real data sources. We demonstrate its utility on two tasks that pose significant challenges for LLMs: multi-hop reasoning and tabular question answering with SQL. We believe our work could also be beneficial in other low-data regimes, and future work could explore our approach on other tasks and in diverse fields, for example, in to biology, chemistry and medicine.

8 Limitations

In this paper, our applications use a single seed to derive two-hop questions in the case of MHQA or SQL on a single table in TQA. However, *Source2Synth* can be extended to more complex questions e.g. with more hops, and even more complex tool-use, e.g. the use of multiple tables. This could be done by looping the dataset generation steps and feeding the result of the previous step as input to the next one. Our approach provides a way to sample the related articles graph and corresponding entities within the articles based on simple rejection sampling but we believe that our method could be improved with more clever sampling techniques. We consider this to be an interesting avenue of future research.

References

- Tom B Brown, Benjamin Mann, Nick Ryder, Melanie Subbiah, Jared Kaplan, Prafulla Dhariwal, Arvind Neelakantan, Pranav Shyam, Girish Sastry, Amanda Askell, et al. 2020. Language models are few-shot learners. *arXiv preprint arXiv:2005.14165*.
- Tianle Cai, Xuezhi Wang, Tengyu Ma, Xinyun Chen, and Denny Zhou. 2024. [Large language models as tool makers](#). *Preprint*, arXiv:2305.17126.
- Aakanksha Chowdhery, Sharan Narang, Jacob Devlin, Maarten Bosma, Gaurav Mishra, Adam Roberts, Paul Barham, Hyung Won Chung, Charles Sutton, Sebastian Gehrmann, Parker Schuh, Kensen Shi, Sasha Tsvyashchenko, Joshua Maynez, Abhishek Rao, Parker Barnes, Yi Tay, Noam Shazeer, Vinodkumar Prabhakaran, Emily Reif, Nan Du, Ben Hutchinson, Reiner Pope, James Bradbury, Jacob Austin, Michael Isard, Guy Gur-Ari, Pengcheng Yin, Toju Duke, Anselm Levskaya, Sanjay Ghemawat, Sunipa Dev, Henryk Michalewski, Xavier Garcia, Vedant Misra, Kevin Robinson, Liam Fedus, Denny Zhou, Daphne Ippolito, David Luan, Hyeontaek Lim, Barret Zoph, Alexander Spiridonov, Ryan Sepassi, David Dohan, Shivani Agrawal, Mark Omernick, Andrew M. Dai, Thanumalayan Sankaranarayanan Pilla, Marie Pellat, Aitor Lewkowycz, Erica Moreira, Rewon Child, Oleksandr Polozov, Katherine Lee, Zongwei Zhou, Xuezhi Wang, Brennan Saeta, Mark Diaz, Orhan Firat, Michele Catasta, Jason Wei, Kathy Meier-Hellstern, Douglas Eck, Jeff Dean, Slav Petrov, and Noah Fiedel. 2022. [Palm: Scaling language modeling with pathways](#). *Preprint*, arXiv:2204.02311.
- Jacob Devlin, Ming-Wei Chang, Kenton Lee, and Kristina Toutanova. 2019. [Bert: Pre-training of deep bidirectional transformers for language understanding](#). *Preprint*, arXiv:1810.04805.
- Abhimanyu Dubey, Abhinav Jauhri, Abhinav Pandey, Abhishek Kadian, Ahmad Al-Dahle, Aiesha Letman, Akhil Mathur, Alan Schelten, Amy Yang, Angela Fan, Anirudh Goyal, Anthony Hartshorn, Aobo Yang, Archi Mitra, Archie Sravankumar, Artem Korenev, Arthur Hinsvark, Arun Rao, Aston Zhang, Aurelien Rodriguez, Austen Gregerson, Ava Spataru, Baptiste Roziere, Bethany Biron, Binh Tang, Bobbie Chern, Charlotte Caucheteux, Chaya Nayak, Chloe Bi, Chris Marra, Chris McConnell, Christian Keller, Christophe Touret, Chunyang Wu, Corinne Wong, Cristian Canton Ferrer, Cyrus Nikolaidis, Damien Alonso, Daniel Song, Danielle Pintz, Danny Livshits, David Esiobu, Dhruv Choudhary, Dhruv Mahajan, Diego Garcia-Olano, Diego Perino, Dieuwke Hupkes, Egor Lakomkin, Ehab AlBadawy, Elina Lobanova, Emily Dinan, Eric Michael Smith, Filip Radenovic, Frank Zhang, Gabriel Synnaeve, Gabrielle Lee, Georgia Lewis Anderson, Graeme Nail, Gregoire Milon, Guan Pang, Guillem Cucurell, Hailey Nguyen, Hannah Korevaar, Hu Xu, Hugo Touvron, Iliyan Zarov, Imanol Arrieta Ibarra, Isabel Kloumann, Ishan Misra, Ivan Evtimov, Jade Copet, Jaewon Lee, Jan Geffert, Jana Vranes, Jason Park, Jay Mahadeokar, Jeet Shah, Jelmer van der Linde, Jennifer Billock, Jenny Hong, Jenya Lee, Jeremy Fu, Jianfeng Chi, Jianyu Huang, Jiawen Liu, Jie Wang, Jiecao Yu, Joanna Bitton, Joe Spisak, Jongsoo Park, Joseph Rocca, Joshua Johnstun, Joshua Saxe, Junteng Jia, Kalyan Vasuden Alwala, Kartikeya Upasani, Kate Plawiak, Ke Li, Kenneth Heafield, Kevin Stone, Khalid El-Arini, Krithika Iyer, Kshitiz Malik, Kuenley Chiu, Kunal Bhalla, Lauren Rantala-Yearry, Laurens van der Maaten, Lawrence Chen, Liang Tan, Liz Jenkins, Louis Martin, Lovish Madaan, Lubo Malo, Lukas Blecher, Lukas Landzaat, Luke de Oliveira, Madeline Muzzi, Mahesh Pasupuleti, Mannat Singh, Manohar Paluri, Marcin Kardas, Mathew Oldham, Mathieu Rita, Maya Pavlova, Melanie Kambadur, Mike Lewis, Min Si, Mitesh Kumar Singh, Mona Hassan, Naman Goyal, Narjes Torabi, Nikolay Bashlykov, Nikolay Bogoychev, Niladri Chatterji, Olivier Duchenne, Onur Çelebi, Patrick Alrassy, Pengchuan Zhang, Pengwei Li, Petar Vasic, Peter Weng, Prajjwal Bhargava, Pratik Dubal, Praveen Krishnan, Punit Singh Koura, Puxin Xu, Qing He, Qingxiao Dong, Ragavan Srinivasan, Raj Ganapathy, Ramon Calderer, Ricardo Silveira Cabral, Robert Stojnic, Roberta Raileanu, Rohit Girdhar, Rohit Patel, Romain Sauvestre, Ronnie Polidoro, Roshan Sumbaly, Ross Taylor, Ruan Silva, Rui Hou, Rui Wang, Saghar Hosseini, Sahana Chennabasappa, Sanjay Singh, Sean Bell, Seohyun Sonia Kim, Sergey Edunov, Shaoliang Nie, Sharan Narang, Sharath Rapparthi, Sheng Shen, Shengye Wan, Shruti Bhosale, Shun Zhang, Simon Vandenhende, Soumya Batra, Spencer Whitman, Sten Sootla, Stephane Collet, Suchin Gururangan, Sydney Borodinsky, Tamar Herman, Tara Fowler, Tarek Sheasha, Thomas Georgiou, Thomas Scialom, Tobias Speckbacher, Todor Mihaylov, Tong Xiao, Ujjwal Karn, Vedanuj Goswami, Vibhor Gupta, Vignesh Ramanathan, Viktor Kerkez, Vincent Gonguet, Virginie Do, Vish Vogeti, Vladan Petrovic, Weiwei Chu, Wenhan Xiong, Wenyin Fu, Whitney Meers, Xavier Martinet, Xiaodong Wang, Xiaoqing Ellen Tan, Xinfeng Xie, Xuchao Jia, Xuewei Wang, Yaelle Goldschlag, Yashesh Gaur, Yasmine Babaei, Yi Wen, Yiwen Song, Yuchen Zhang, Yue Li, Yuning Mao, Zacharie Delpierre Coudert, Zheng Yan, Zhengxing Chen, Zoe Papakipos, Aaditya Singh, Aaron Grattafiori, Abha Jain, Adam Kelsey, Adam Shajnfeld, Adithya Gangidi, Adolfo Victoria, Ahuva Goldstand, Ajay Menon, Ajay Sharma, Alex Boesenberg, Alex Vaughan, Alexei Baeviski, Allie Feinstein, Amanda Kallet, Amit Sangani, Anam Yunus, Andrei Lupu, Andres Alvarado, Andrew Caples, Andrew Gu, Andrew Ho, Andrew Poulton, Andrew Ryan, Ankit Ramchandani, Annie Franco, Aparajita Saraf, Arkabandhu Chowdhury, Ashley Gabriel, Ashwin Bharambe, Assaf Eisenman, Azadeh Yazdan, Beau James, Ben Maurer, Benjamin Leonhardi, Bernie Huang, Beth Loyd, Beto De Paola, Bhargavi Paranjape, Bing Liu, Bo Wu, Boyu Ni, Braden Hancock, Bram Wasti, Brandon Spence, Brani Stojkovic, Brian Gamido, Britt Montalvo, Carl Parker, Carly Burton, Catalina Mejia, Changan Wang, Changkyu Kim, Chao Zhou, Chester Hu, Ching-Hsiang Chu, Chris Cai, Chris Tindal, Christoph Feichtenhofer, Da-

mon Civin, Dana Beaty, Daniel Kreymer, Daniel Li, Danny Wyatt, David Adkins, David Xu, Davide Testuggine, Delia David, Devi Parikh, Diana Liskovich, Didem Foss, Dingkan Wang, Duc Le, Dustin Holland, Edward Dowling, Eissa Jamil, Elaine Montgomery, Eleonora Presani, Emily Hahn, Emily Wood, Erik Brinkman, Esteban Arcaute, Evan Dunbar, Evan Smothers, Fei Sun, Felix Kreuk, Feng Tian, Firat Ozgenel, Francesco Caggioni, Francisco Guzmán, Frank Kanayet, Frank Seide, Gabriela Medina Florez, Gabriella Schwarz, Gada Badeer, Georgia Swee, Gil Halpern, Govind Thattai, Grant Herman, Grigory Sizov, Guangyi, Zhang, Guna Lakshminarayanan, Hamid Shojanazeri, Han Zou, Hannah Wang, Hanwen Zha, Haroun Habeeb, Harrison Rudolph, Helen Suk, Henry Aspegren, Hunter Goldman, Ibrahim Damlaj, Igor Molybog, Igor Tufanov, Irina-Elena Veliche, Itai Gat, Jake Weissman, James Geboski, James Kohli, Japhet Asher, Jean-Baptiste Gaya, Jeff Marcus, Jeff Tang, Jennifer Chan, Jenny Zhen, Jeremy Reizenstein, Jeremy Teboul, Jessica Zhong, Jian Jin, Jingyi Yang, Joe Cummings, Jon Carvill, Jon Shepard, Jonathan McPhie, Jonathan Torres, Josh Ginsburg, Junjie Wang, Kai Wu, Kam Hou U, Karan Saxena, Karthik Prasad, Kartikay Khandelwal, Katayoun Zand, Kathy Matosich, Kaushik Veeraraghavan, Kelly Michelena, Keqian Li, Kun Huang, Kunal Chawla, Kushal Lakhota, Kyle Huang, Lailin Chen, Lakshya Garg, Lavender A, Leandro Silva, Lee Bell, Lei Zhang, Liangpeng Guo, Licheng Yu, Liron Moshkovich, Luca Wehrstedt, Madian Khabsa, Manav Avalani, Manish Bhatt, Maria Tsim-poukelli, Martynas Mankus, Matan Hasson, Matthew Lennie, Matthias Reso, Maxim Groshev, Maxim Naumov, Maya Lathi, Meghan Keneally, Michael L. Seltzer, Michal Valko, Michelle Restrepo, Mihir Patel, Mik Vyatskov, Mikayel Samvelyan, Mike Clark, Mike Macey, Mike Wang, Miquel Jubert Hermoso, Mo Metanat, Mohammad Rastegari, Munish Bansal, Nandhini Santhanam, Natascha Parks, Natasha White, Navyata Bawa, Nayan Singhal, Nick Egebo, Nicolas Usunier, Nikolay Pavlovich Laptev, Ning Dong, Ning Zhang, Norman Cheng, Oleg Chernoguz, Olivia Hart, Omkar Salpekar, Ozlem Kalinli, Parkin Kent, Parth Parekh, Paul Saab, Pavan Balaji, Pedro Rittner, Philip Bontrager, Pierre Roux, Piotr Dollar, Polina Zvyagina, Prashant Ratan-chandani, Pritish Yuvraj, Qian Liang, Rachad Alao, Rachel Rodriguez, Rafi Ayub, Raghotham Murthy, Raghu Nayani, Rahul Mitra, Raymond Li, Rebekkah Hogan, Robin Battey, Rocky Wang, Rohan Maheswari, Russ Howes, Ruty Rinott, Sai Jayesh Bondu, Samyak Datta, Sara Chugh, Sara Hunt, Sargun Dhillon, Sasha Sidorov, Satadru Pan, Saurabh Verma, Seiji Yamamoto, Sharadh Ramaswamy, Shaun Lindsay, Shaun Lindsay, Sheng Feng, Shenghao Lin, Shengxin Cindy Zha, Shiva Shankar, Shuqiang Zhang, Shuqiang Zhang, Sinong Wang, Sneha Agarwal, Soji Sajuyigbe, Soumith Chintala, Stephanie Max, Stephen Chen, Steve Kehoe, Steve Satterfield, Sudarshan Govindaprasad, Sumit Gupta, Sungmin Cho, Sunny Virk, Suraj Subramanian, Sy Choudhury, Sydney Goldman, Tal Remez, Tamar Glaser, Tamara Best, Thilo Kohler, Thomas Robinson, Tianhe Li,

Tianjun Zhang, Tim Matthews, Timothy Chou, Tzook Shaked, Varun Vontimitta, Victoria Ajayi, Victoria Montanez, Vijai Mohan, Vinay Satish Kumar, Vishal Mangla, Vitor Albiero, Vlad Ionescu, Vlad Poenaru, Vlad Tiberiu Mihailescu, Vladimir Ivanov, Wei Li, Wenchen Wang, Wenwen Jiang, Wes Bouaziz, Will Constable, Xiaocheng Tang, Xiaofang Wang, Xiaojian Wu, Xiaolan Wang, Xide Xia, Xilun Wu, Xinbo Gao, Yanjun Chen, Ye Hu, Ye Jia, Ye Qi, Yenda Li, Yilin Zhang, Ying Zhang, Yossi Adi, Youngjin Nam, Yu, Wang, Yuchen Hao, Yundi Qian, Yuzi He, Zach Rait, Zachary DeVito, Zef Rosnbrick, Zhaoduo Wen, Zhenyu Yang, and Zhiwei Zhao. 2024. [The llama 3 herd of models](#). *Preprint*, arXiv:2407.21783.

Luyu Gao, Aman Madaan, Shuyan Zhou, Uri Alon, Pengfei Liu, Yiming Yang, Jamie Callan, and Graham Neubig. 2023. [Pal: Program-aided language models](#). *Preprint*, arXiv:2211.10435.

Carlos Gemmell and Jeffrey Dalton. 2023. [Generate, transform, answer: Question specific tool synthesis for tabular data](#). *Preprint*, arXiv:2303.10138.

Jonathan Herzig, Pawel Krzysztof Nowak, Thomas Müller, Francesco Piccinno, and Julian Eisenschlos. 2020. [TaPas: Weakly supervised table parsing via pre-training](#). In *Proceedings of the 58th Annual Meeting of the Association for Computational Linguistics*, pages 4320–4333, Online. Association for Computational Linguistics.

Zhengbao Jiang, Frank F. Xu, J. Araki, and Graham Neubig. 2019. [How can we know what language models know?](#) *Transactions of the Association for Computational Linguistics*, 8:423–438.

Jinyang Li, Binyuan Hui, Ge Qu, Binhua Li, Jiayi Yang, Bowen Li, Bailin Wang, Bowen Qin, Ruiying Geng, Nan Huo, Xuanhe Zhou, Chenhao Ma, Guoliang Li, Kevin C. C. Chang, Fei Huang, Reynold Cheng, and Yongbin Li. 2023a. [Can llm already serve as a database interface? a big bench for large-scale database grounded text-to-sqls](#). *Preprint*, arXiv:2305.03111.

Raymond Li, Loubna Ben Allal, Yangtian Zi, Niklas Muennighoff, Denis Kocetkov, Chenghao Mou, Marc Marone, Christopher Akiki, Jia Li, Jenny Chim, Qian Liu, Evgenii Zheltonozhskii, Terry Yue Zhuo, Thomas Wang, Olivier Dehaene, Mishig Davaadorj, Joel Lamy-Poirier, João Monteiro, Oleh Shliazhko, Nicolas Gontier, Nicholas Meade, Armel Zebaze, Ming-Ho Yee, Logesh Kumar Umapathi, Jian Zhu, Benjamin Lipkin, Muhtasham Oblokulov, Zhiruo Wang, Rudra Murthy, Jason Stillerman, Siva Sankalp Patel, Dmitry Abulkhanov, Marco Zocca, Manan Dey, Zhihan Zhang, Nour Fahmy, Urvashi Bhattacharyya, Wenhao Yu, Swayam Singh, Sasha Luccioni, Paulo Villegas, Maxim Kunakov, Fedor Zhdanov, Manuel Romero, Tony Lee, Nadav Timor, Jennifer Ding, Claire Schlesinger, Hailey Schoelkopf, Jan Ebert, Tri Dao, Mayank Mishra, Alex Gu, Jennifer Robinson, Carolyn Jane Anderson, Brendan Dolan-Gavitt, Danish Contractor, Siva Reddy, Daniel Fried, Dzmitry

- Bahdanau, Yacine Jernite, Carlos Muñoz Ferrandis, Sean Hughes, Thomas Wolf, Arjun Guha, Leandro von Werra, and Harm de Vries. 2023b. [Star-coder: may the source be with you!](#) *Preprint*, arXiv:2305.06161.
- Xian Li, Ping Yu, Chunting Zhou, Timo Schick, Omer Levy, Luke Zettlemoyer, Jason Weston, and Mike Lewis. 2024. [Self-alignment with instruction back-translation.](#) *Preprint*, arXiv:2308.06259.
- Alisa Liu, Swabha Swayamdipta, Noah A. Smith, and Yejin Choi. 2022. [WANLI: Worker and AI collaboration for natural language inference dataset creation.](#) In *Findings of the Association for Computational Linguistics: EMNLP 2022*, pages 6826–6847, Abu Dhabi, United Arab Emirates. Association for Computational Linguistics.
- Ruibo Liu, Jerry Wei, Fangyu Liu, Chenglei Si, Yanzhe Zhang, Jinmeng Rao, Steven Zheng, Daiyi Peng, Diyi Yang, Denny Zhou, and Andrew M. Dai. 2024. [Best practices and lessons learned on synthetic data.](#) *Preprint*, arXiv:2404.07503.
- Dheeraj Mekala, Jason Weston, Jack Lanchantin, Roberta Raileanu, Maria Lomeli, Jingbo Shang, and Jane Dwivedi-Yu. 2024. [Toolverifier: Generalization to new tools via self-verification.](#) *Preprint*, arXiv:2402.14158.
- Grégoire Mialon, Roberto Dessi, Maria Lomeli, Christoforos Nalmpantis, Ramakanth Pasunuru, Roberta Raileanu, Baptiste Roziere, Timo Schick, Jane Dwivedi-Yu, Asli Celikyilmaz, Edouard Grave, Yann LeCun, and Thomas Scialom. 2023. [Augmented language models: a survey.](#) *Transactions on Machine Learning Research*. Survey Certification.
- Thao Nguyen, Jeffrey Li, Sewoong Oh, Ludwig Schmidt, Jason Weston, Luke Zettlemoyer, and Xian Li. 2024. [Better alignment with instruction back-and-forth translation.](#) *Preprint*, arXiv:2408.04614.
- Bhargavi Paranjape, Scott Lundberg, Sameer Singh, Hannaneh Hajishirzi, Luke Zettlemoyer, and Marco Tulio Ribeiro. 2023. [Art: Automatic multi-step reasoning and tool-use for large language models.](#) *Preprint*, arXiv:2303.09014.
- Aaron Parisi, Yao Zhao, and Noah Fiedel. 2022. [Talm: Tool augmented language models.](#) *Preprint*, arXiv:2205.12255.
- Panupong Pasupat and Percy Liang. 2015. [Compositional semantic parsing on semi-structured tables.](#) In *Proceedings of the 53rd Annual Meeting of the Association for Computational Linguistics and the 7th International Joint Conference on Natural Language Processing (Volume 1: Long Papers)*, pages 1470–1480, Beijing, China. Association for Computational Linguistics.
- Fabio Petroni, Tim Rocktäschel, Patrick Lewis, Anton Bakhtin, Yuxiang Wu, Alexander H. Miller, and Sebastian Riedel. 2019. [Language models as knowledge bases?](#) In *Conference on Empirical Methods in Natural Language Processing*.
- Yujia Qin, Shengding Hu, Yankai Lin, Weize Chen, Ning Ding, Ganqu Cui, Zheni Zeng, Yufei Huang, Chaojun Xiao, Chi Han, Yi Ren Fung, Yusheng Su, Huadong Wang, Cheng Qian, Runchu Tian, Kunlun Zhu, Shihao Liang, Xingyu Shen, Bokai Xu, Zhen Zhang, Yining Ye, Bowen Li, Ziwei Tang, Jing Yi, Yuzhang Zhu, Zhenning Dai, Lan Yan, Xin Cong, Yaxi Lu, Weilin Zhao, Yuxiang Huang, Junxi Yan, Xu Han, Xian Sun, Dahai Li, Jason Phang, Cheng Yang, Tongshuang Wu, Heng Ji, Zhiyuan Liu, and Maosong Sun. 2023. [Tool learning with foundation models.](#) *Preprint*, arXiv:2304.08354.
- Alec Radford, Karthik Narasimhan, Tim Salimans, and Ilya Sutskever. 2018. Improving language understanding with unsupervised learning.
- Timo Schick, Jane Dwivedi-Yu, Roberto Dessi, Roberta Raileanu, Maria Lomeli, Eric Hambro, Luke Zettlemoyer, Nicola Cancedda, and Thomas Scialom. 2023. [Toolformer: Language models can teach themselves to use tools.](#) In *Thirty-seventh Conference on Neural Information Processing Systems*.
- Timo Schick and Hinrich Schütze. 2020. [Few-shot text generation with natural language instructions.](#) In *Conference on Empirical Methods in Natural Language Processing*.
- Timo Schick and Hinrich Schütze. 2021. [Generating datasets with pretrained language models.](#) *ArXiv*, abs/2104.07540.
- Timo Schick and Hinrich Schütze. 2021. [Exploiting cloze questions for few shot text classification and natural language inference.](#) *Preprint*, arXiv:2001.07676.
- Qiaoyu Tang, Ziliang Deng, Hongyu Lin, Xianpei Han, Qiao Liang, Boxi Cao, and Le Sun. 2023. [Toolalpaca: Generalized tool learning for language models with 3000 simulated cases.](#) *ArXiv*, abs/2306.05301.
- Romal Thoppilan, Daniel De Freitas, Jamie Hall, Noam Shazeer, Apoorv Kulshreshtha, Heng-Tze Cheng, Alicia Jin, Taylor Bos, Leslie Baker, Yu Du, YaGuang Li, Hongrae Lee, Huaixiu Steven Zheng, Amin Ghafouri, Marcelo Menegali, Yanping Huang, Maxim Krikun, Dmitry Lepikhin, James Qin, Dehao Chen, Yuanzhong Xu, Zhifeng Chen, Adam Roberts, Maarten Bosma, Vincent Zhao, Yanqi Zhou, Chung-Ching Chang, Igor Krivokon, Will Rusch, Marc Pickett, Pranesh Srinivasan, Laichee Man, Kathleen Meier-Hellstern, Meredith Ringel Morris, Tulsee Doshi, Renelito Delos Santos, Toju Duke, Johnny Soraker, Ben Zevenbergen, Vinodkumar Prabhakaran, Mark Diaz, Ben Hutchinson, Kristen Olson, Alejandra Molina, Erin Hoffman-John, Josh Lee, Lora Aroyo, Ravi Rajakumar, Alena Butryna, Matthew Lamm, Viktoriya Kuzmina, Joe Fenton, Aaron Cohen, Rachel Bernstein, Ray Kurzweil, Blaise Aguerre-Arcas, Claire Cui, Marian Croak, Ed Chi, and Quoc

- Le. 2022. [Lamda: Language models for dialog applications](#). *Preprint*, arXiv:2201.08239.
- Hugo Touvron, Louis Martin, Kevin Stone, Peter Albert, Amjad Almahairi, Yasmine Babaei, Nikolay Bashlykov, Soumya Batra, Prajjwal Bhargava, Shruti Bhosale, Dan Bikel, Lukas Blecher, Cristian Canton Ferrer, Moya Chen, Guillem Cucurull, David Esiohu, Jude Fernandes, Jeremy Fu, Wenyin Fu, Brian Fuller, Cynthia Gao, Vedanuj Goswami, Naman Goyal, Anthony Hartshorn, Saghar Hosseini, Rui Hou, Hakan Inan, Marcin Kardas, Viktor Kerkez, Madian Khabsa, Isabel Kloumann, Artem Korenev, Punit Singh Koura, Marie-Anne Lachaux, Thibaut Lavril, Jenya Lee, Diana Liskovich, Yinghai Lu, Yuning Mao, Xavier Martinet, Todor Mihaylov, Pushkar Mishra, Igor Molybog, Yixin Nie, Andrew Poulton, Jeremy Reizenstein, Rashi Rungta, Kalyan Saladi, Alan Schelten, Ruan Silva, Eric Michael Smith, Ranjan Subramanian, Xiaoqing Ellen Tan, Binh Tang, Ross Taylor, Adina Williams, Jian Xiang Kuan, Puxin Xu, Zheng Yan, Iliyan Zarov, Yuchen Zhang, Angela Fan, Melanie Kambadur, Sharan Narang, Aurelien Rodriguez, Robert Stojnic, Sergey Edunov, and Thomas Scialom. 2023. [Llama 2: Open foundation and fine-tuned chat models](#). *Preprint*, arXiv:2307.09288.
- Ashish Vaswani, Noam M. Shazeer, Niki Parmar, Jakob Uszkoreit, Llion Jones, Aidan N. Gomez, Lukasz Kaiser, and Illia Polosukhin. 2017. [Attention is all you need](#). In *Neural Information Processing Systems*.
- Jason Wei, Xuezhi Wang, Dale Schuurmans, Maarten Bosma, Ed H. Chi, Quoc Le, and Denny Zhou. 2022. [Chain of thought prompting elicits reasoning in large language models](#). *CoRR*, abs/2201.11903.
- Yuxiang Wei, Zhe Wang, Jiawei Liu, Yifeng Ding, and Lingming Zhang. 2024. [Magicoder: Empowering code generation with oss-instruct](#). *Preprint*, arXiv:2312.02120.
- Wikipedia contributors. 2004. [Plagiarism — Wikipedia, the free encyclopedia](#). [Online; accessed 22-July-2004].
- Zhilin Yang, Peng Qi, Saizheng Zhang, Yoshua Bengio, William W. Cohen, Ruslan Salakhutdinov, and Christopher D. Manning. 2018. [Hotpotqa: A dataset for diverse, explainable multi-hop question answering](#). In *Conference on Empirical Methods in Natural Language Processing*.
- Victor Zhong, Caiming Xiong, and Richard Socher. 2017. [Seq2sql: Generating structured queries from natural language using reinforcement learning](#). *CoRR*, abs/1709.00103.

A More Results on Prompt Engineering

| Prompt Type | Model Accuracy (soft-EM) |
|---------------------|--------------------------|
| 0-shot | 40.45% |
| Role | 22.34% |
| 1-shot | 26.65% |
| Few-shots (5-shots) | 21.83% |
| Role (1-shot) | 28.29% |

Table 4: **MHQA prompts sweep.** Overview of the model’s accuracy across different prompt strategies. *Role* "You are a QA-robot. Answer the following question:". Model used: Llama-2-70B-Chat, Dataset: HotPotQA test.

B SQL non-executable code filtering

We discard incorrect SQL statements - i.e. whose execution with *sqlite3*² leads to an error. Discarded proportion: out of 50 tables, we generate 800 seed statements and the number of valid (executable) SQL statements was 658.

C Prompts used in our experiments

```
Zero-shot Table QA prompt.  
Answer the following question using the table below. You may leverage an SQL tool.  
{table}  
Q: {question}
```

Figure 7: Zero-shot Table QA prompt for the TQA task.

```
One-Shot No context QA prompt.  
– Example –  
Q: What was the last year where this team was part of the US A-league?  
A: 2004  
Now do the same for the following question.  
Q: {question}
```

Figure 8: One-Shot No context QA prompt for the TQA task.

²<https://www.sqlite.org>

One-shot Table QA prompt.

-- Example --

Answer the following question using the table below.
Your answer should be short and concise.

| Season | Team | League_apps | Goals |
|--------|--------------|-------------|-------|
| 1923 | Swindon Town | 55 | 3 |
| 1922 | Swindon Town | 14 | 4 |
| 1921 | Swindon Town | 24 | 11 |
| 1920 | Swindon Town | 26 | 16 |
| 1919 | Swindon Town | 20 | 10 |
| 1914 | Swindon Town | 23 | 12 |
| 1913 | Swindon Town | 24 | 18 |
| 1912 | Swindon Town | 12 | 9 |
| 1911 | Swindon Town | 20 | 16 |
| 1910 | Swindon Town | 30 | 19 |
| 1909 | Swindon Town | 33 | 19 |
| 1908 | Swindon Town | 34 | 28 |
| 1907 | Swindon Town | 30 | 17 |

Q: How many league appearances were there between 1907 and 1909 (inclusive)?

A: 97

Now do the same for the following table and question.

{table}

Q: {question}

Figure 9: One-shot Table QA prompt for the TQA task.

One-shot Table+SQL QA prompt.

-- Example --

Answer the following question using the table below.
You may leverage an SQL tool.
The table is stored in a variable 'sql_table' and has the following schema:

| Season | Team | League_apps | Goals |
|--------|--------------|-------------|-------|
| 1923 | Swindon Town | 55 | 3 |
| 1922 | Swindon Town | 14 | 4 |

Q: How many league appearances were there between 1907 and 1909 (inclusive)?

```
SQL: SELECT SUM(League_apps) FROM sql_table WHERE Season BETWEEN 1907 AND 1909
      | Result
result | 97
```

Now do the same for the following table and question.

{table}

Q: {question}

Figure 10: One-shot Table+SQL QA prompt for the TQA task.

Generating a seed in TQA.

Please generate an interesting statement about this table. The statement is a fact about one of the columns in the following table.
{table}

An interesting statement as a result of this is:

Figure 11: Prompt used to induce a pertinent and interesting seed topic in TQA. This is done zero-shot.

Generating meaningful SQL in TQA.

Please generate SQL statements for the following table:

{table}

Seed: {seed}

An interesting SQL statement as a result of this is

Figure 12: Prompt used to induce a meaningful SQL statement given the table and seed for the TQA task. This is done zero-shot.

Generating a question in TQA.

I want to convert an SQL statement into a question.

Here is the original table:

{table}

SQL: {SQL}

What is the question that this SQL statement would be the answer to?

Figure 13: Prompt used to induce a meaningful question using the table and generated SQL query for the TQA task. This is done zero-shot.

Three-shot CoT prompt used at evaluation time on MHQA.

Answer the following multi-hop question ‘Q’ by decomposing it into ‘Q1’ and ‘Q2’ and solving them step-by-step. Learn from the following 3 examples. As shown in the following example:

-- Example #1 --

‘Q’ = ‘Who was the commander of the spaceflight that first landed humans on the Moon?’

1. Splitting ‘Q’ into ‘Q1’ and ‘Q2’:

‘Q1’: ‘What was the spaceflight that first landed humans on the Moon?’;

‘Q2’: ‘Who was the commander of [A1]?’;

2. Answering Q1:

The answer ‘A1’ to ‘Q1’: ‘What was the spaceflight that first landed humans on the Moon?’ is ‘Apollo 11’. ‘A1’ = ‘Apollo 11’

3. Substituting A1 to Q2:

‘Q2’: ‘Who was the commander of Apollo 11?’,

4. Answers Q2:

The answer ‘A2’ to Q2’: ‘Who was the commander of Apollo 11?’ is ‘Neil Armstrong’.

‘A2’ = ‘A’ = ‘Neil Armstrong’

-- Example #2 --

‘Q’ = ‘What is the main ingredient in the flagship product of Ferrero?’

1. Splitting ‘Q’ into ‘Q1’ and ‘Q2’:

‘Q1’: ‘What is the flagship product of Ferrero?’

‘Q2’: ‘What is the main ingredient in [A1]?’

2. Answering Q1:

The answer ‘A1’ to ‘Q1’: ‘What is the flagship product of Ferrero?’ is Nutella.’ ‘A1’ = Nutella’

3. Substituting A1 to Q2:

‘Q2’: ‘What is the main ingredient in Nutella?’,

4. Answers Q2:

The answer ‘A2’ to Q2’: ‘What is the main ingredient in Nutella?’.

‘A2’ = ‘A’ = ‘Hazelnuts

--Example #3 --

‘Q’ = ‘Who was the Roman Emperor when Jesus was born?’

1. Splitting ‘Q’ into ‘Q1’ and ‘Q2’:

‘Q1’: ‘When was Jesus born?’ ‘

‘Q2’: ‘Who was the Roman Emperor in [A1]?’

2. Answering Q1:

The answer ‘A1’ to ‘Q1’: ‘When was Jesus born?’ is 1 BCE. ‘A1’ = 1 BCE

3. Substituting A1 to Q2:

‘Q2’: ‘Who was the Roman Emperor in 1 BCE?’,

4. Answers Q2:

The answer ‘A2’ to Q2’: ‘Who was the Roman Emperor in 1 BCE?’.

‘A2’ = ‘A’ = ‘Caesar Augustus’

You MUST apply this structure when asked to answer a multi-hop question ‘Q’. Now answer the multi-hop question ‘Q’ as shown in the examples above.

Q: {question}

Figure 14: *Three-shot CoT prompt* used at evaluation time in MHQA.

Prompt used to merge Q1 and Q2 in MHQA.

Merge 'Q1' and 'Q2' into a single multi-hop bridge question 'Q'.
Learn from the following 3 examples. As shown in the following example:

-- Example #1 --

'Q1': "What was the spaceflight that first landed humans on the Moon?"
'Q2': "Who was the commander of Apollo 11?"

Solution:

1. Answer Q1; 'A1' is "Apollo 11"
2. If 'A1' is in 'Q2' print(A1); 'A1' = Apollo 11 is in 'Q2' so I print "Apollo 11"
3. Since you found 'A1' in 'Q2', rewrite 'Q2' so that you delete 'A1' and substitute 'Q1' there;
Rewriting Q2. Original 'Q2': "Who was the commander of Apollo 11?". Since 'A1' is in 'Q2', I delete it and write 'Q1' there. Rewritten 'Q2': "Who was the commander of the spaceflight that first landed humans on the Moon?"

The single multi-hop question is therefore the rewritten 'Q2'.

'Q2' = 'Q' = "Who was the commander of the spaceflight that first landed humans on the Moon?"

-- Example #2 --

'Q1': What is the flagship product of Ferrero?
'Q2': What is the main ingredient in Nutella?

Solution:

1. Answer Q1; 'A1' is "Nutella"
2. If 'A1' is in 'Q2' print(A1); 'A1' = "Nutella" is in 'Q2' so I print "Nutella"
3. Since you found 'A1' in 'Q2', rewrite 'Q2' so that you delete 'A1' and substitute 'Q1' there;
Rewriting Q2. Original 'Q2': "What is the main ingredient in Nutella?". Since 'A1' is in 'Q2', I delete it and write 'Q1' there.
Rewritten 'Q2': "What is the main ingredient in the flagship product of Ferrero?"

The single multi-hop question is therefore the rewritten 'Q2'. 'Q2' = 'Q' = "What is the main ingredient in the flagship product of Ferrero?"

-- Example #3 --

'Q1': "When was Jesus born?"
'Q2': "Who was the Roman Emperor in 1 BCE?"

Solution:

1. Answer Q1; 'A1' is "1 BCE"
2. If 'A1' is in 'Q2' print(A1); 'A1' = 1 BCE is in 'Q2' so I print "1 BCE"
3. Since you found 'A1' in 'Q2', rewrite 'Q2' so that you delete 'A1' and substitute 'Q1' there;
Rewriting Q2. Original 'Q2': "Who was the Roman Emperor in 1 BCE?". Since 'A1' is in 'Q2', I delete it and write 'Q1' there. Rewritten 'Q2': "Who was the Roman Emperor when Jesus was born?"

The single multi-hop question is therefore the rewritten 'Q2'.

'Q2' = 'Q' = "Who was the Roman Emperor when Jesus was born?"

You MUST apply this structure when asked to merge 'Q1' and 'Q2'.
Now merge 'Q1' and 'Q2' into a single multi-hop bridge question 'Q'.

'Q2' : {question1}

'Q2' : {question2}

Figure 15: Prompt used to merge Q1 and Q2 in MHQA.

Generating Q1 in MHQA.

Identify one entity in the following text. Come up with a question so that the answer to this question is the entity chosen earlier. The question must be based on the following text. Write your results as 'Question:' and then the question and 'Entity:' and then the entity.

Text: {document_one}

Figure 16: Prompt used to generate Q_1 . Q_1 is generated such that its answer $A_1 = E$ where E is the entity retrieved.

Generating Q2 in MHQA.

Come up with a question based on the following text that contains the word:
{entity}

Text: {document_two}

Figure 17: Prompt used to generate Q_2 . Q_2 is generated such that its main topic is E where E is the entity retrieved.