

# Repr Types: One Abstraction to Rule Them All

VIKTOR PALMKVIST, KTH Royal Institute of Technology, Sweden

ANDERS ÅGREN THUNÉ, Uppsala University, Sweden

ELIAS CASTEGREN, Uppsala University, Sweden

DAVID BROMAN, KTH Royal Institute of Technology, Sweden

The choice of how to represent an abstract type can have a major impact on the performance of a program, yet mainstream compilers cannot perform optimizations at such a high level. When dealing with optimizations of data type representations, an important feature is having extensible representation-flexible data types; the ability for a programmer to add new abstract types and operations, as well as concrete implementations of these, without modifying the compiler or a previously defined library. Many research projects support high-level optimizations through static analysis, instrumentation, or benchmarking, but they are all restricted in at least one aspect of extensibility.

This paper presents a new approach to representation-flexible data types without such restrictions and which still finds efficient optimizations. Our approach centers around a single built-in type **repr** and function overloading with cost annotations for operation implementations. We evaluate our approach (i) by defining a universal collection type as a library, a single type for all conventional collections, and (ii) by designing and implementing a representation-flexible graph library. Programs using **repr** types are typically faster than programs with idiomatic representation choices—sometimes dramatically so—as long as the compiler finds good implementations for all operations. Our compiler performs the analysis efficiently by finding optimized solutions quickly and by reusing previous results to avoid recomputations.

CCS Concepts: • **Software and its engineering** → **Compilers**.

Additional Key Words and Phrases: Data structures, Optimization

## 1 INTRODUCTION

Much of programming in general-purpose programming languages ends up manipulating various data structures, be they general collections (e.g., sequences, sets, or maps) or slightly more niche data structures (e.g., graphs, matrices, or union-find). Each of these data structures can have many different representations (e.g., red-black trees and hash-maps are both maps), typically with different performance characteristics. These differences may be asymptotic in nature; they may grow arbitrarily big as input grows. Furthermore, it is rarely the case that one representation is strictly better than another in all cases; it depends on which operations are used and how often, as well as the size of each structure. This means that the choice of representation is highly important for optimization, but also difficult; it requires a holistic view of the program to be optimized, and can change easily if the program is changed.

Manually editing programs to try out different data structure implementations is tedious, and may require many changes across the whole program. An obvious approach to addressing this issue is to automatically select representations. This idea is not new; it dates back almost 50 years at least [22]. Unfortunately, implementing such a system is challenging, for a number of reasons:

**Efficiency.** The whole point is to pick efficient representations and thereby yielding efficient programs, but factors impacting performance are hard to predict.

**Representation switching.** A particularly complicating factor is that the ideal representation may change part-way through the execution of a program [36]. For example, a program

---

Authors' addresses: Viktor Palmkvist, [vipa@kth.se](mailto:vipa@kth.se), KTH Royal Institute of Technology, Sweden; Anders Ågren Thuné, [anders.agren-thune@it.uu.se](mailto:anders.agren-thune@it.uu.se), Uppsala University, Sweden; Elias Castegren, [elias.castegren@it.uu.se](mailto:elias.castegren@it.uu.se), Uppsala University, Sweden; David Broman, [dbro@kth.se](mailto:dbro@kth.se), KTH Royal Institute of Technology, Sweden.

might build a large data structure early during execution, and then switch to mostly querying it. Such workloads may be different enough to warrant the extra work of converting from one representation to another and still see a substantial performance gain.

**Flexibility.** Some representations might be equivalent for a particular set of operations, even if they are not equivalent in general. For example, checking a set for membership yields the same result whether the set is backed by a red-black tree or a hash-set, even though iterating would yield the elements in different orders. A program that never observes the iteration order thus allows for greater flexibility, which an automatic representation selector would ideally exploit.

**Overhead.** The overhead of picking representations must be low enough to make the trade-off worth it. This is very directly noticeable for approaches instrumenting running programs to determine representations, but also relevant for offline approaches; excessive compilation time or the need for long-running benchmarks may also be prohibitive.

**Extensibility.** A compiler developer cannot possibly predict all possible datastructures and operations that may benefit from automatic choice. At the same time, designing a system that allows for extensibility without sacrificing other desirable qualities is very challenging.

Previous approaches to automatic representation selection are varied and include, e.g., static analysis [22, 40], run-time analysis [18, 30, 41], benchmarking [10, 17], or generating a set of collections that together implement a more high-level description of program state [16]. To our knowledge, none of these are fully extensible, in the sense that a user or library can add abstract data types, representations, operations, and operation implementations, including, e.g., adding new representations or operations to a previously defined abstract data type, without modifying either the compiler or the original definition.

In this paper we present an approach that does support this degree of extensibility, while still being capable of producing efficient programs, allowing representation switching, and choosing representations based on observable semantics, supported by a number of compile-time analyses with various precision and efficiency trade-offs.

Our approach centers around a single built-in **repr** type used for *all* types with compiler-picked representations. Each abstract type defines an alias over some parameterization of **repr**, and each representation provides a mapping from a **repr** type to a concrete type. Operations are implemented as overloadable functions, where each operation implementation may specialize the type of the original operation by, e.g., picking concrete representations for a **repr** type. Each operation implementation has a cost annotation, and may also be implemented in terms of other operations, in which case costs propagate.

Picking representations and operation implementations for a program is thus a constrained optimization problem. We provide three kinds of solvers: fast solvers with potentially inefficient solutions, slow solvers with efficient solutions, and a solver that can transfer solutions from a previous solution to a new one, even between modified versions of the same program. This means that a user can use a fast solver during iterative development, then run a slower solver to get a better solution, and then retain the benefits of a better solution during continued development as long as the program does not change drastically.

We implement a compiler for a significant subset of OCaml and extend it to use our approach for representation-flexible data structures. We then use this compiler for two case studies. First, we implement a universal collection type as a library: one type that represents all conventional collections, e.g., sequences, sets, and maps. Second, we implement a graph type with multiple backing representations as a library.

We also evaluate our implementation quantitatively through benchmarks of handwritten as well as randomly generated programs, measuring both compilation-time and run-time, as well as the optimality of solutions produced by the heuristics-based solvers. Concretely, our contributions are as follows:

- A fully extensible approach to specifying data structures whose representation is chosen automatically at compile-time (Section 2).
- A general approach for picking operation implementations across a program with multiple variants (Section 3).
- Two libraries using our approach to provide a universal collection type and representation-flexible graphs, as qualitative case studies (Section 4).
- A compiler for a significant subset of OCaml, extended with **repr** types, along with a quantitative evaluation using benchmarks (Section 5).

## 2 MOTIVATION AND OVERVIEW

In this section we give an overview of the design of our approach. As a running example we consider a small library defining sequences with two representations. A core component of our design is a clear delineation between interface and implementation, thus we explore our library from three perspectives: the user that programs against the interface, the designer that specifies the interface, and the implementer that provides concrete implementations underlying the interface. These can be seen in Fig. 1. Note that we use each of the terms in Fig. 1 with very specific intended meanings throughout this paper. For example, an *implementation* is always a concrete implementation of an *operation*, while a *representation* is always a concrete version of an *abstract type*. Note also that the example is designed to be relatively simple; Section 4.1 takes it significantly further by expanding it to cover arbitrary collection types, not just sequences.

Finally, we compare the components of our design with more conventional designs for abstract types in Section 2.4.

### 2.1 The User Perspective

Code using our example library is quite unremarkable on the surface; all types and functions appear the same as normal types and functions. However, some of these types and functions are abstract types and operations, which are replaced by representations and implementations during compilation. Fig. 2 shows a function producing a pretty-printed version of a sequence, with one abstract

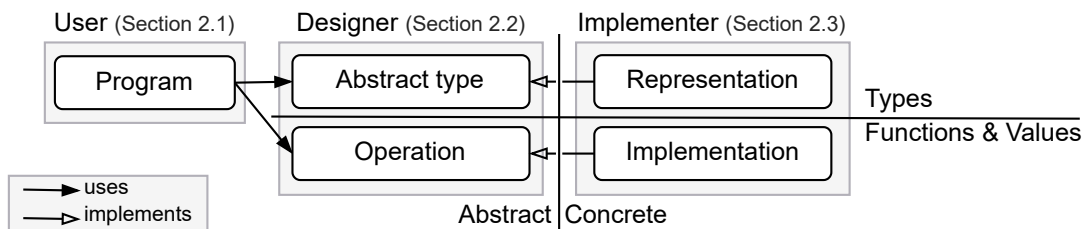


Fig. 1. Overview of our approach split into three perspectives. A user writes a program that references abstract types and operations. An interface designer writes the library that defines these abstract types and operations. Finally, an implementer provides multiple concrete representations and implementations for each corresponding abstraction. Filled arrows denote “uses”, while hollow arrows denote “implements”.

```

1  (* User-level code uses 'Seq' to represent a sequence without
2  * considering the ideal choice of representation *)
3  let show_seq : ('a -> char seq) -> 'a seq -> char seq =
4    fun f coll ->
5      match split_first coll with
6      | Some (head, tail) ->
7          let intersperse a x = concat (concat a ";"_") (f x) in
8          let xs = foldl intersperse (f head) tail in
9          concat (concat "[" xs) "]"
10     | None -> "[]"
11
12 let ex1 = show_seq show_int [1; 2; 3]
13 (* ex1 : char seq = "[1; 2; 3]" *)
14 let ex2 = show_seq (fun x -> x) ["a"; "b_c"]
15 (* ex2 : char seq = "[a; b c]" *)

```

Fig. 2. A function `show_seq` for obtaining a pretty-printed version of a sequence, using the sequence library that we use as a running example for this section. The library introduces one type (`seq`) and several operations (in this case `foldl`, `split_first`, and `concat`). Note that the compiler will automatically pick representations based on operation usage. If we consider this function in isolation (ignoring places it might be used), the compiler will choose a cons-list for the input `seq` (which uses `split_first` and `foldl`) and a rope for the output `seq` (which uses `concat`).

type (`seq`, parameterized by the type of its elements) and three<sup>1</sup> operations (`split_first`, `concat`, and `foldl`). Notably, the code makes no mention of underlying representations or implementations.

The choice of representation is instead handled by the compiler and depends on which operations are used. For example, `show_seq` uses three operations: `split_first`, `foldl`, and `concat`. However, the compiler need not find one representation with efficient implementations of all three operations. Instead, we note that the `seq` consumed by `foldl` on line 8 (which comes from the second parameter of `show_seq`) does not need to have the same representation as the `seq` it produces. This means that it is enough to have one representation with efficient `split_first` and `foldl` implementations (e.g., a cons-list), and another representation with an efficient `concat` implementation (e.g., a rope [7], which has constant-time concatenation). We return to the details of how the compiler knows of the efficiency of the various implementations in Section 2.3.

A consequence of this representation-flexibility is that a user can freely treat all sequences as though they had the same type (modulo element-type, of course), i.e., all the same operations are always permissible, but without the performance penalty of needing one representation that supports all use cases.

## 2.2 The Interface Designer Perspective

The interface designer introduces new abstract types and defines operations on them, forming the center of our approach: the user programs against this interface, while the implementer provides the underlying representations and implementations. Fig. 3 shows an excerpt of the interface for the running example, and contains the first explicit use of two of our new constructs.

The first new construct is `repr` (line 4), which is a new built-in type. `repr` has a single (phantom) type parameter, and is used for *all* abstract types. We distinguish different abstract types by using

<sup>1</sup>Technically there are two additional operations. Our modified OCaml compiler does not change the interpretation of list and string literals, thus these need to be converted to `seqs`, which we accomplish with two operations: `seq_of_list` and `seq_of_string`. We omit them from code examples in the interest of reducing clutter.

```

1  (* seq_t is a new (uninhabited) type *)
2  type 'a seq_t
3  (* seq is a type alias, repr is a built-in type *)
4  type 'a seq = ('a seq_t) repr
5
6  (* letop introduces an operation *)
7  letop prepend : 'a -> 'a seq -> 'a seq
8  letop append  : 'a seq -> 'a -> 'a seq
9  letop foldl   : ('acc -> 'a -> 'acc) -> 'acc -> 'a seq -> 'acc
10 letop foldr   : ('a -> 'acc -> 'acc) -> 'acc -> 'a seq -> 'acc
11
12 letop concat  : 'a seq -> 'a seq -> 'a seq
13 letop lookup  : 'k -> ('k * 'v) seq -> 'v option

```

Fig. 3. The interface of our example library. The **repr** type is built-in and is used for all abstract types whose representation is to be decided by the compiler. Different abstract types are distinguished by the type parameter passed to **repr**, which in this case is achieved by the newly defined type **seq\_t**. Operations are introduced by **letop** and have normal type signatures but no bodies; these are supplied later.

different type arguments; in this example via the uninhabited<sup>2</sup> type **seq\_t**, defined on line 2, which essentially acts as a distinguishing tag. The type alias **seq** (on line 4) serves to hide this tag, making the interface a bit more familiar.

The second new construct is **letop**, which declares a new operation. An operation is essentially a **let**-declaration without a body, and has the same static semantics: a variable referencing an operation with type **T** behaves the same as a variable referencing a let-binding with type **T**. However, an operation has no inherent dynamic semantics; the compiler will instead replace each reference to an operation with a reference to some concrete implementation. The implementations chosen must constitute a valid program (e.g., an implementation expecting a rope must never be called with a cons-list).

Next, we turn our attention to the implementer, who supplies implementations, along with their expected representations and efficiency.

### 2.3 The Implementer Perspective

The implementer provides the last two pieces to make our example library usable: representations (concrete types to use in place of **repr** types) and implementations (concrete functions to use in place of operations). An illustrative subset of these can be seen in Fig. 4, which we now go through in more detail.

Representations are introduced with **letrepr**, which describes a named mapping from a **repr** type to a concrete type, expressed as a transformation from the argument of the **repr**. The mapping may contain type variables (e.g., **'a**) as stand-ins for types to be preserved in the transformation. For example, suppose the compiler has decided to use the **rope\_r**<sup>3</sup> representation (defined on line 4 in Fig. 4) for a value of type **int seq**. Recall that **seq** is a type alias, thus **int seq = (int seq\_t) repr**. The **rope\_r** definition matches **'a seq\_t** (left-hand side on line 4) against **int seq\_t**, which binds **'a** to **int**, then constructs **int list** (right-hand side on line 4).

<sup>2</sup>We do not require types in this position to be uninhabited, but since our system never uses values of this type they tend to be.

<sup>3</sup>In the actual library representations typically reuse the name of the underlying type; in the paper we use different names in the interest of clarity.

```

1  (* A representation is a mapping from (the type argument of) a Repr
2  * type to some other type. *)
3  letrepr list_r {'a seq_t = 'a list}
4  letrepr rope_r {'a seq_t = 'a rope}
5  letrepr str_r {char seq_t = string}
6
7  (* The type of an implementation must be at least as specific as the
8  * type of the operation, and it can assign representations via '!' *)
9  letimpl[1.0] prepend : 'a -> !list_r ('a seq) -> !list_r ('a seq)
10     = List.cons
11  letimpl[n] prepend : char -> !str_r (char seq) -> !str_r (char seq)
12     = fun c str -> String.cat (String.make 1 c) str
13  (* As a convenience we allow omitting parts of the type that are
14  * unchanged from the operation *)
15  letimpl[n] append : !list_r _ -> _ -> !list_r _
16     = fun coll elem -> List.fold_right List.cons coll [elem]
17  letimpl[n] foldl : _ -> _ -> !list_r -> _ = List.fold_left
18
19  (* An implementation can use other operations which allows for, e.g.,
20  * default implementations *)
21  letimpl[1.0] concat = fun a b -> foldl append a b
22  (* These operations can be annotated with a cost scaling factor *)
23  letimpl[1.0] concat = fun a b -> foldr (@n prepend) b a

```

Fig. 4. A subset of the representations and implementations provided in our example library. A representation (introduced by **repr**) specifies a possible way to replace a **repr** type with a concrete type, while an implementation (introduced by **letimpl**) does the same for operations. Each implementation has a cost, an optional type signature, and a body. The body can contain any expression, including references to other operations.

Implementations are introduced with **letimpl** by stating a cost, the operation to implement, a potentially specialized type, and a body. The simplest, most explicit form of these are exemplified on lines 9 and 10 (going left-to-right):

- The cost of an implementation is given in square brackets and is an expression that must evaluate to a floating point number, in this case merely the literal **1.0**.
- The operation to be implemented is **prepend**.
- The type of an implementation may be a more specialized version of the type of the operation, either by being less polymorphic, or by specifying concrete representations. An exclamation mark is used to assign representations: **!r t** means that the type **t** (which must be a **repr** type) has the representation **r**. In this case the implementation is still polymorphic in the element type, but requires that both **seqs** have the **list\_r** representation.
- Finally, the body can be found on the right-hand side of the equals sign, on line 10. The body must be typeable under the annotated signature, *after* substituting each **repr** type via its explicit representation, if any. In this case, the expression **List.cons** must have type **'a -> 'a list -> 'a list**, which is indeed the case.

Next, we consider each of the components of a **letimpl** in more detail.

A cost annotation is an arbitrary expression which, most importantly, can use certain free variables. For example, the definitions on lines 11, 15, and 17 use the variable **n**. Such variables have no pre-defined or intrinsic meaning to our system; they are given as constants by the user at compile-time, presently via command-line flags. Our example library uses **n** to represent the size of a sequence, which—given a suitably large **n**—approximates algorithmic time complexity. When the compiler chooses implementations it tries to minimize the sum of their costs.

The annotated type will typically differ from that of the corresponding operation (e.g., line 9 uses the **list\_r** representation, while line 11 uses **str\_r** and additionally constrains the element

type to be **char**). However, the difference is often slight, thus we allow replacing the unchanged parts with an underscore, as a convenience. For example, the implementation on line 15 uses `_` in place of each of its parameters and the return type, specifying only its representations. Finally, we allow `!r` as syntactic sugar for `!r _` (used on line 17), and interpret an omitted type annotation as an annotation consisting of a single underscore, i.e., the type is precisely the same as for the operation (e.g., lines 21 and 23).

The body of an implementation can be any arbitrary expression, but typically takes one of two forms: a reference to a previously implemented function, or a default implementation written in terms of other operations. When an implementation uses other operations the compiler must recursively choose corresponding implementations, and the final cost becomes a sum of all chosen implementations. For example, the `concat` implementation on line 21 needs an implementation for `foldl` and `append` as well, and the final cost becomes  $1.\theta + c_{\text{foldl}} + c_{\text{append}}$ , where  $c_{\text{foldl}}$  and  $c_{\text{append}}$  are the costs of the chosen implementations<sup>4</sup>. Of course, this is a poor approximation of the actual algorithmic complexity of the implementation; `append` will be called `n` times, thus the final term should be  $n \cdot c_{\text{append}}$ , not  $c_{\text{append}}$ . We can achieve this with an additional explicit annotation; `@c op` is the same as `op`, except its cost is multiplied by `c`. For example, the next implementation (line 23) annotates its use of `prepend` to get a more accurate final cost of  $1.\theta + c_{\text{foldr}} + n \cdot c_{\text{prepend}}$ .

## 2.4 Closely Related Pre-Existing Concepts

This section gives a high-level comparison of our approach and the most closely related concepts in common use, and why the latter are insufficient for our intended use cases.

*Typeclasses* [39] are notably similar to how we handle our operations. In particular, we can mostly view each `letop` as a single method typeclass and each `letimpl` as an instance. However, the two approaches solve subtly different problems. Instance resolution for typeclasses starts with an invocation and mostly concrete types, then selects an appropriate instance. In contrast, we start with an invocation and unknown `repr` types, then select implementations *and representations*. This means that our design must be able to select types as part of implementation resolution, which is typically undesirable for instance resolution. For example, the Haskell compiler GHC might note that a type variable is ambiguous and list potential instances in the type error, but not pick any of them. A notable consequence is that instance resolution can be done independently for each invocation, while finding implementations by necessity cannot; `op`-uses might need to share representations.

Note also that typeclasses as used in, e.g., Haskell require *coherence*, i.e., that each type should have at most one possible instance. In contrast, multiple implementations per operation are the norm in our system, largely due to default implementations.

*Implicit parameters* [25, 26] can be used in a similar fashion to typeclasses, and they do not have coherence requirements. However, types are still considered to be inputs to the resolution mechanism, i.e., they could not be used to select representations.

*Parametric polymorphism* could conceivably be used to fill a similar role to our `repr` types. In theory, we could add a quantified type variable per unknown representation and pass operations as extra arguments, then solve for efficient representations and operations and add those outside the program. However, universally quantified type variables are not an ideal fit in this context because of their precision. In particular, each instantiation must replace each type variable with precisely one type, and distinct type variables are considered to be distinct types. This means that

<sup>4</sup>We give each default implementation in our example library an annotated cost of (at least)  $1.\theta$ , ensuring that they have a higher cost than the sum of their parts, which gently guides the compiler towards specialized implementations that do not have this extra cost.

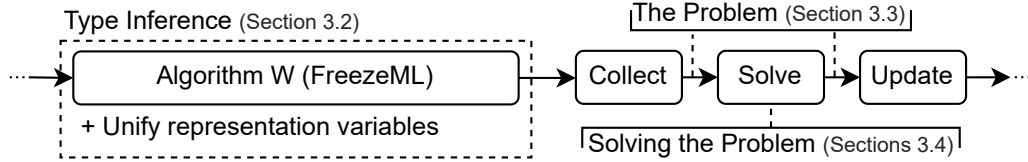


Fig. 5. An overview of the relevant parts of our implementation. First, we extend a unification-based type inference algorithm (in our case the already extended version of Algorithm W used in FreezeML [14]) with *representation variables* to track which **repr** types must have the same representation. Second, we collect all operation uses across the program, solve a constrained optimization problem to determine concrete implementations for all of them, then update the program to use the chosen implementations. Note that the last step removes our constructs from the program; they are all replaced with normal let-bindings and variables.

any explicit type signatures in the program must explicitly note which representations must be equal and which ones may differ, which is tedious and error-prone to update manually. In contrast, a programmer can treat two **repr** types as the same type (assuming equal type parameters), even though they may be given distinct representations later on.

An alternate view of our approach is that each **repr** type hides a type variable, and our representation analysis (cf. Section 3.2) determines which of these must be equal. Our solvers then replace each type variable with a concrete representation, though this is done *inside* the program, rather than outside, in contrast with the imagined approach of the previous paragraph.

In an *object-oriented* view we typically have, e.g., an inheritance hierarchy of interfaces for different collections like **Collection**, **List**, and **Set**. However, a subtype must implement all operations of its supertype, which conflicts with supplying efficient specialized representations that support only a subset of these operations. Notably, the apparent interface available to the user in our approach includes *all* operations, while the selected concrete type might only support the subset actually used. Much like for typeclasses we can achieve a similar result by using one single-method interface per operation, then substituting an appropriate combined interface supporting only the operations in use instead of the full abstract type during representation analysis.

### 3 DESIGN AND APPROACH

This section describes the intuition and implementation strategy of our approach and how we pick implementations. An overview can be found in Fig. 5. Broadly speaking we implement our approach by lowering from a program containing operations and **repr** types to a program that does not, i.e., an ordinary OCaml program (example in Section 3.1). First, we use a modestly extended type inference algorithm (described in Section 3.2) to determine which **repr** types must share representations, then we collect all operation uses, find implementations for them, and update the program. Finding valid implementations is not a straight-forward process and is, in general, not always possible; we formulate it as a constrained optimization problem in Section 3.3, then describe our solving approach in Section 3.4.

Note also that from this section on we refer to the call-site of an operation as an *op-use*, i.e., each occurrence of an operation except its declaration (**letop**) or definition (**letimpl**) is an op-use.

#### 3.1 Intuition and Running Example

This section uses the upper half of Fig. 6 as a small running example. The example defines a predicate **hasTwo** that is true if a given collection contains 2, using **repr** types as collections. In the interest of



```

1  letrepr list_r {'a = 'a list}
2  letrepr iset_r {int = IntSet.t}
3  letop fold : ('a -> 'b -> 'a) -> 'a -> 'b repr -> 'a
4  letimpl[n] fold : _ -> _ -> !list_r (_ repr) -> _ = List.fold_left
5  letimpl[n] fold : _ -> _ -> !iset_r (_ repr) -> _ = IntSet.fold
6  letop contains : 'a -> 'a repr -> bool
7  letimpl[min n W] contains : _ -> !iset_r (_ repr) -> _ = IntSet.contains
8  letimpl[n] contains = fun elem coll ->
9    fold (fun x found -> found || x = elem) false coll
10 let hasTwo coll = contains 2 coll

```

	<pre> 1  let fold = 2    List.fold_left </pre>	or	<pre> 1  let fold = 2    IntSet.fold </pre>
<pre> 3 4  let contains = 5    IntSet.contains </pre>	or	<pre> 3  let contains = fun elem coll -&gt; 4    fold (fun x found -&gt; found    x = elem) 5    false coll </pre>	
<pre> 6  let hasTwo coll = contains 2 coll </pre>			

Fig. 6. The running example for Section 3 (above) and its three possible transformed versions (below). For brevity we use 'a repr to mean a set of 'a, rather than something like ('a uset) repr, as we suggest in Section 2.2. The example contains two representations: list\_r for cons-lists and iset\_r for an optimized set implementation that only handles int values. The first three implementations reference an external function while the last is a default implementation written in terms of another operation. The example has a single op-use outside a letimpl (on the last line), for which our implementation must pick an implementation.

brevity we here use 'a repr to mean a set of 'as, rather than something like ('a uset) repr that we advocate in Section 2.2. In total, the example has two representations (cons-lists and int-sets<sup>5</sup>, first two lines), two operations (with two implementations each, lines 3-9), and two op-uses (fold on line 9 and contains on line 10). The final implementation (lines 8 and 9) is implemented in terms of another operation, namely fold, while the others merely refer to imported functions.

Intuitively there are three valid ways to transform the program:

- (1) Resolve the use of contains to IntSet.contains (lower left of Fig. 6).
- (2) Resolve contains to the default implementation using List.fold\_left (lower middle of Fig. 6).
- (3) Resolve contains to the default implementation using IntSet.fold (lower right of Fig. 6).

Of these, version 1 has the lowest cost, while version 2 has the most general type. Version 3 is redundant; it is only a valid choice when the element type is int, in which case version 1 is also valid and has a lower cost.

### 3.2 Type Inference & Representation Analysis

The first step of finding implementations for op-uses is to determine the relevant constraints: primarily which repr types must have the same representation, but also which implementations have less general types than the operations they implement. Both kinds of constraint affect what implementation choices produce a well-typed program, thus both must be taken into account. Of course, the type of an implementation is explicitly given in the program, i.e., it is easy to find, thus we turn our attention to how we determine if two repr types must have the same representation.

<sup>5</sup>We use patricia trees [24], whereby the contains implementation has cost min(n, W), where W is the number of bits in an int on the system.

$$\begin{array}{l}
OpUse ::= Cost \times Op \times Type \\
Impl ::= Cost \times Op \times Type \times \overline{OpUse} \\
Sol ::= Impl \times \overline{Sol}
\end{array}
\quad
\begin{array}{l}
cost(Sol) := Sol.Impl.Cost \\
+ \sum_i cost(Sol.\overline{Sol}_i) \cdot Sol.Impl.OpUse_i.Cost
\end{array}
\quad
\boxed{cost : Sol \rightarrow Cost}$$

Fig. 7. The tuples for op-uses, implementations, and solutions that our solvers interact with (left), and the cost of a solution (right). We use  $\bar{x}$  to denote a sequence of  $x$ ,  $x_i$  to denote the  $i$ th element of sequence  $x$ , and  $x.Cost$  (and  $x.Impl$ ,  $x.OpUse$ , etc.) to denote the  $Cost$  (resp.  $Impl$ ,  $OpUse$ , etc.) element of the tuple  $x$ .

The key observation underlying our approach here is that a unification-based type inference algorithm<sup>6</sup> attempts to unify two types when values of one type need to be used in a place expecting a value of the other type, i.e., it is a conservative data-flow analysis. We exploit this by adding a *representation variable* to each **repr** type that functions much the same as a unification variable; when two **repr** types are unified we also unify their representation variables. New representation variables are generated in two cases:

- (1) Each **repr** type occurring in an explicitly given type in the program (e.g., in type annotations or type definitions) is given a new representation variable (*after* expanding type aliases, if present).
- (2) When instantiating the type of an operation in an op-use we create new representation variables for each **repr** type in the result.

For example, consider the code in Fig. 6, reproduced below with additional annotations to show the result of running type inference with our representation analysis. We use distinct subscripts to denote distinct representation variables, and put the subscripts on explicit **repr** types as well as variables and op-uses whose inferred type contains a **repr** type. Note that the **repr** types in explicit type signatures are given distinct representation variables, following point 1 above. Note also that the representation variable in the definition of **fold** is distinct from its use on line 9. This is because the op-use gets a fresh representation variable, following point 2 above.

```

3 letop fold : ('a -> 'b -> 'a) -> 'a -> 'b repr1 -> 'a
4 letimpl[n] fold : _ -> _ -> !list_r (_ repr2) -> _ = List.fold_left
5 letimpl[n] fold : _ -> _ -> !iset_r (_ repr3) -> _ = IntSet.fold
6 letop contains : 'a -> 'a repr4 -> bool
7 letimpl[min n W] contains : _ -> !iset_r (_ repr5) -> _ = IntSet.contains
8 letimpl[n] contains : _ -> _ repr6 -> _ = fun elem coll ->
9   fold6 (fun x found -> found || x = elem) false coll6
10 let hasTwo coll = contains7 2 coll7

```

In contrast, a hypothetical later call to **hasTwo** would not generate a fresh representation variable, it would re-use **repr**<sub>7</sub>, since **hasTwo** is a normal **let**-binding, not a **letop**.

The sharing between uses of **let**-bound values can occasionally be inconvenient, e.g., if a programmer chose to use a **let**-binding for a function that ends up being used on many otherwise independent **repr** types, since it may significantly constrain representation choices. For this reason our compiler uses a slight extension to the core approach: non-recursive **let**-bindings whose right-hand side is a value (e.g., a function) and whose type contains a **repr** type are replaced with a **letop** and **letimpl** pair.

### 3.3 The Constrained Optimization Problem

The analysis required to pick efficient implementations for a given program is, in general, a global analysis. This is because op-uses may refer to **repr** types that share representation variables,

<sup>6</sup>We extend the modified version of Algorithm W [11] presented by Emrich et al. [14] for FreezeML, but the core idea is applicable to any unification-based algorithm.

meaning that an efficient choice for one op-use may constrain another to a suboptimal choice, leading to a higher cost overall. As such, each of our solvers receive as input all op-uses in a program, each paired with the implementations in scope at that point in the program. Fig. 7 shows the components of these on the left. An *OpUse* is a tuple containing a scaling factor, the operation used, and the inferred type of the op-use. Similarly, an *Impl* is a tuple containing a cost, the operation implemented, the annotated type (after filling in omitted types), and the op-uses within the body of the corresponding **letimpl**.

For example, the running example (Fig. 6) contains four implementations (using subscripts to note attached representation variables, as in the previous section, and renaming type variables to ensure them all unique):

- $fold := (n, fold, ('a \rightarrow 'b \rightarrow 'a) \rightarrow 'a \rightarrow !list\_r ('b\ repr_2) \rightarrow 'a, [])$
- $fold' := (n, fold, ('c \rightarrow int \rightarrow 'c) \rightarrow 'c \rightarrow !iset\_r (int\ repr_3) \rightarrow 'c, [])$
- $contains := (\min\ n\ W, contains, int \rightarrow int\ repr_5 \rightarrow bool, [])$
- $contains' := (n, contains, 'd \rightarrow 'd\ repr_6 \rightarrow bool, [use])$ , where  
 $use := (1.0, fold, (bool \rightarrow 'd \rightarrow bool) \rightarrow bool \rightarrow 'd\ repr_6 \rightarrow bool)$

Note that the op-use inside *contains'* has the default scaling factor of  $1.0$ , and that *'d* is the *'d* bound by the type signature of *contains'*, rather than a new type variable. The running example has only one op-use outside a **letimpl**, thus the input of the constrained optimization problem for the running example is a list containing a single pair:

$$([fold, fold', contains, contains'], (1.0, contains, int \rightarrow int\ repr_7 \rightarrow bool))$$

A *solution* is then one *Impl* per *OpUse* in the input, including recursively, i.e., a tree of implementations. Formally we denote such a tree rooted at a single implementation by *Sol*, which is a pair consisting of an *Impl* and a sequence with one *Sol* for each *OpUse* in that *Impl*. Of course, not any solution will do, we wish to pick the lowest cost solution that is valid.

The cost of a solution is defined by the recursive *cost* function, found to the right in Fig. 7, as the sum of the cost of the chosen implementation and the scaled cost of each of its sub-solutions.

Intuitively speaking, a solution is *valid* if the resulting program type-checks and each representation variable is assigned a single representation. For example,  $[(contains', [(fold, [])])]$  is a valid solution because:

- The type of *contains'* can be unified with  $int \rightarrow int\ repr_7 \rightarrow bool$ , and the type of *fold* can be unified with the type of *use*.
- Representation variable 2 (and variables 6 and 7, through unification) is assigned the **list\_r** representation.

For a formal description of validity, including more complicated cases such as handling representation variables occurring outside **letimpls** and using the same implementation multiple times in a solution, see the supplementary material.

Next we turn our attention to producing these solutions automatically.

### 3.4 Solving the Problem

Our implementation contains several solvers with various trade-offs, primarily between completeness (always finding an optimal solution if one exists) and speed. There is significant overlap between these solvers, primarily in how they structure their input. Conceptually, the problem to solve is a decision tree of conjunctions and disjunctions: for each op-use we must chose one of several implementations (disjunction) and for each implementation there are zero or more op-uses to satisfy (conjunction). Each solver traverses and transforms this tree in different ways.

We have one **exhaustive** solver that produces all possible solutions, mostly used as a debugging tool and sanity check, since it does not scale beyond very small examples. It works by traversing the tree bottom-up, transforming it into disjunctive normal form along the way. The remaining solvers, 3 complete and 2 heuristics-based, produce a single solution. They all start by partitioning the input program into independent sub-problems; subtrees that share no unification or representation variables and can thus be solved independently, and then use different approaches:

**bottom-up** works like **exhaustive**, except it prunes redundant solutions at each step. A solution is redundant if it is neither cheaper nor more general than another solution. Note that the generality check ignores details that are internal to each solution, e.g., representation variables that only occur inside that solution and no other.

**greedy** recursively creates a lazy list of non-redundant solutions at each level of the tree in cheapest-first order, and then tries to retrieve the first element of the top-most list.

**z3** encodes the tree as an SMTLIB2 model and solves it using Z3 [12].

**mixed** uses **bottom-up** if the input is small (solution space  $\leq 100000$ ) and otherwise falls back to heuristics. There are two heuristics: (i) trying to assign the same representation to as many representation variables as possible, and (ii) repeatedly picking the cheapest option for each child, picking those that are consistent with each other (e.g., same representation assignments), and finding new options for the other children while only considering those consistent with the already picked children. Note that both of these may provide several solutions, in which case we pick the cheapest.

**transfer** takes a solution to a previous problem (typically from a previous compilation) and tries to apply it to the current problem. Each sub-problem is matched against each sub-solution, leaving only those that occur somewhere in a previous solution. This forms a sort of filter over the tree, after which we apply **mixed** to pick between the (typically quite few, relatively speaking) remaining alternatives.

For more details on the workings of each of these, see the supplementary material. Next, we turn our attention to the task of evaluating our approach in general, as well as the performance and results of our solvers when applied to concrete programs.

## 4 CASE STUDIES AND QUALITATIVE EVALUATION

We evaluate the qualitative aspects of our approach by implementing two libraries; one providing a universal collection type, and one providing a representation-flexible graph. We make three claims relevant to this section:

- (1) Our approach permits fully extensible libraries, i.e., a user can add new abstract types, representations, operations, and implementations without modifying either the compiler or the original library.
- (2) Libraries using **repr** types support representation switching.
- (3) Libraries using **repr** types can be designed to allow representation selection based on observable semantics, as opposed to requiring equivalent semantics for *all* possible operations.

We begin by describing each of the two libraries, then cover each of the claims in turn.

### 4.1 A Universal Collection Type as a Library

The first library implements a universal collection type (UCT) using **repr** types. By “universal” we mean that it covers all homogenous collections (i.e., all elements in a collection have the same type) that can grow, shrink, and be queried. This excludes, e.g., matrices and vectors (in the mathematical sense) as these are fixed in size. There are three additional key aspects of our design, beside the universality mentioned above:

```

1  type ('a, 'p) ucoll
2
3  type keep_all
4  type keep_last
5  type keep_last_key
6
7  type order_seq
8  type order_sorted
9  type order_sorted_key
10
11 type ('a, 'p) coll =
12 ((('a, 'p) ucoll) repr
13
14 type 'a seq =
15   ('a, keep_all * order_seq) coll
16
17 type 'a set =
18   ('a, keep_last * _) coll
19
20 type 'a sorted_set =
21   ('a, keep_last * order_sorted) coll
22
23 type ('k, 'v) map =
24   ('k*'v, keep_last_key * _) coll
25
26 type ('k, 'v) ordered_map =
27   ('k*'v, keep_last_key * order_seq) coll

```

Fig. 8. The central type definitions for our universal collection type. On the left are the basic definitions: **ucoll** is the tag to distinguish universal collections from other **repr** types, **keep\_\*** and **order\_\*** are properties, and **coll** is the central type alias. On the right are type aliases for some common kinds of collections: **seq** for sequences, **set** and **sorted\_set** for sets (compiler-picked element order and sorted order, respectively), and **map** and **ordered\_map** for maps (compiler-picked element order and insertion order, respectively).

- The user should be able to create a collection with no specified iteration order, thereby giving the compiler greater freedom in finding an efficient solution. This is primarily relevant for, e.g., sets, which have no semantic element order, yet a program iterating over a set will observe some order.
- There should be at least one representation that supports all operations (i.e., all programs have a solution).
- There should be a clear definition of what it means for an implementation to be semantically correct<sup>7</sup>.

The core intuition for our design is as follows: a collection is a sequence of elements, containing a subset of inserted elements (e.g., a sequence retains all elements, while a set removes duplicates) in some order (e.g., a sequence maintains insertion order, while a sorted set maintains a sorted order). We encode this by defining a type alias over a **repr** type, as done in Section 2.2, with two type parameters: the element type, and a pair of properties. Fig. 8 shows the core type definitions<sup>8</sup> (left) and type aliases for some familiar kinds of collections (right).

Note that the **ucoll**, **keep\_\***, and **order\_\*** types are ordinary types (though uninhabited); their semantic meaning stems entirely from implementations using them consistently as tags for their semantics. Of course, this means that any programmer or library can add additional properties for more exotic kinds of collections, which gives us universality. Note also that we encode a map as a collection of key-value pairs, with properties that specifically consider the key (e.g., **keep\_last\_key** and **order\_sorted\_key**). Finally, note that we express order-independence using the special **\_** type. This type matches with any other type during implementation selection, e.g., a collection with properties **keep\_last \* \_** could match an implementation requiring properties **keep\_last \* order\_sorted**.

Moving on to operations, we divide them into two separate groups: fundamental operations and composite operations. The fundamental operations are a fixed set of five operations (**empty**, **append**, **prepend**, **foldl**, and **foldr**), while all other operations are composite. Composite operations are required to have default implementations in terms of fundamental operations, i.e., a representation

<sup>7</sup>An interesting direction for future work is to check correctness automatically, e.g., through property-based testing in the vein of QuickSpec [37].

<sup>8</sup>The property types (**keep\_\*** and **order\_\***) are technically not fundamental, in the sense that properties can be defined anywhere, but these properties in particular are common enough that they warrant inclusion in the core library.

that supports all five fundamental operations has at least one implementation for *every* operation, with the caveat that some implementations may be quite inefficient. Note that while the library considers fundamental operations different from composite operations, the compiler sees no such distinction; it is simply a convention we follow to ensure that no program is without solution.

For example, the code below shows the declarations of three of the fundamental operations and two composite operations, along with default implementations for the latter.

```

1  letop empty : ('a, 'p) coll
2  letop foldl : ('a -> 'b -> 'a) -> 'a -> ('b, 'p) coll -> 'a
3  letop prepend : 'a -> ('a, 'p) coll -> ('a, 'p) coll
4
5  letop map : ('a -> 'b) -> ('a, 'p) coll -> ('b, 'p) coll
6  letimpl[1.0] map = fun f xs ->
7    foldl (fun acc x -> @n append acc (f x)) empty xs
8
9  letop concat : ('a, 'p) coll -> ('a, 'p) coll -> ('a, 'p) coll
10 letimpl[1.0] concat = fun a b ->
11   foldl (fun acc x -> @n append acc x) a b

```

Of course, since the fundamental operations are symmetric we can provide two additional default implementations by replacing **foldl** with **foldr** and **append** with **prepend**. We omit these above for brevity, but both are present in the library.

For each representation in the library we give **letimpls** for the fundamental operations they support (they do not need to support all of them), along with further **letimpls** for composite operations for which they support a more efficient implementation than the default.

As for correctness, the semantics of each composite operation is defined as the observable behavior of its default implementation. Equivalently, two implementations that are valid for an op-use with a fully concrete inferred type (i.e., no underscores) should be observably indistinguishable.

Concretely, the library contains 10 representations:

- **list** and **snoc**, both of which use OCaml’s built-in list type, but store elements in different orders, left-to-right or in reverse, respectively.
- **string**, which uses OCaml’s built-in string type.
- **rope** and **str\_rope** using ropes [7], where **str\_rope** is specialized to character sequences.
- **rbtree-set** and **rbtree-map** using red-black trees [15] to implement sets and maps. The implementation follows Cornell’s CS3110 text book (<https://cs3110.github.io/textbook>).
- **avl-set** and **avl-map** using AVL trees [1], ported from OCaml’s standard library to use compare functions via **letops** instead of functors, to implement sets and maps.
- **binom-queue**, a binomial queue.

## 4.2 A Representation-Flexible Graph Type as a Library

As a second case study and further exploration of the expressiveness of our approach we have implemented a library for directed graphs with weighted edges. The interface of a graph has fundamental operations for adding, removing and querying the presence of vertices and edges. Just like the universal collection types of Section 4.1 these fundamental operations give us default implementations of composite operations such as building a graph from a list of vertices and edges and querying all the neighbors of a vertex. A difference from universal collection types is that the cost annotations now contain two variables: one representing the number of vertices **v** and one representing the number of edges **e**. Fig. 9 shows the full interface of our graph library.

We have implemented two different functional graphs based on maps: the first emulates an adjacency matrix by mapping pairs of vertices ( $a, b$ ) to the edge (if any) connecting  $a$  to  $b$ , while the second maps each vertex  $a$  to its adjacency list—a list of edge-node pairs representing  $a$ ’s outgoing edges. In the first implementation, the cost of getting all the outgoing edges of a vertex

```

1  type ('v, 'e) ugraph
2  type ('v, 'e) graph = (('v, 'e) ugraph) repr
3
4  (* Fundamental operations (excerpt) *)
5  letop empty_graph : ('v, 'e) graph
6  letop add_vertex  : ('v, 'e) graph -> 'v -> ('v, 'e) graph
7  letop add_edge    : ('v, 'e) graph -> 'v -> 'e -> 'v -> ('v, 'e) graph
8  letop has_vertex  : ('v, 'e) graph -> 'v -> bool
9  letop has_edge    : ('v, 'e) graph -> 'v -> 'v -> bool
10 letop outgoing_edges : ('v, 'e) graph -> 'v -> ('e * 'v) list
11
12 (* Composite operations *)
13 letop neighbors : ('v, 'e) graph -> 'v -> 'v list
14 letimpl[1.0] neighbors = fun g v ->
15     List.map Stdlib.snd (outgoing_edges g v)
16
17 letop new_graph : 'v list -> ('v * 'e * 'v) list -> ('v, 'e) graph
18 letimpl[1.0] new_graph = fun vs es ->
19     List.fold_right (fun (v1, e, v2) g -> @e add_edge g v1 e v2) es
20     (List.fold_right (fun v g -> @v add_vertex g v) vs empty_graph)

```

Fig. 9. An excerpt of the interface of our graph library. A `('v, 'e) graph` represents a graph with vertices of type `'v` and edges (weights or labels) of type `'e`. Note how the `add_vertex` and `add_edge` operations in the implementation of `new_graph` are scaled by cost variables `@v` and `@e` respectively.

is proportional to the number of vertices in the graph. In the second implementation, the same operation is logarithmically proportional to the number of vertices in the graph (finding and returning the adjacency list). On the other hand, querying the presence of an edge between two vertices is cheaper with an adjacency matrix since the full adjacency list needs to be traversed in order to find all outgoing edges.

While it would be possible to implement graphs using the universal collection types from Section 4.1, we have not done so here for technical reasons. Part of the issue is that we currently do not support relating variables used for different libraries, e.g., the collection length `n` and the number of vertices and edges `v` and `e`. For simplicity, we also do not differentiate graph implementations based on properties, such as the order and retention properties of universal collection types. One could imagine graph properties such as being (un)directed or having weights. These are all directions for future work.

### 4.3 Claim 1: Extensibility

The core design of our approach immediately enables extensibility without changing a previously defined library on three axes: adding representations (via `letrepr`), operations (via `letop`), and implementations (via `letimpl`). However, there are still points worth mentioning, in particular what the consequences are of orthogonal extensions. For example, if one library adds a new operation, call it `foo`, and another adds a new representation, call it `bar_r`, can `foo` be used with `bar_r`?

The answer depends on the design of the library. In the libraries presented in this paper we use a design where all new operations must have at least one default implementation, written in terms of a closed set of fundamental operations. In this design `bar_r` would have an implementation of `foo`, even though neither extending library has knowledge of the other, as long as there are enough fundamental operations for `bar_r`. However, even if it did not, the end result would typically not be a major issue; `bar_r` would still be a valid representation choice in programs, merely not when and where `foo` is used.

When considering extensibility on the level of abstract types there are two possible interpretations: adding new entirely independent abstract types, and adding new variations of pre-existing abstract types. The former is clearly possible by adding a new type alias over a **repr** type parameterized with some newly defined type. On the other hand, adding a new variation of a pre-existing abstract type requires intentional design and support in the original library. For example, the UCT library presented in Section 4.1 is parameterized by properties that dictate the semantics of a collection. With such a design we could, e.g., add a bidirectional map as follows:

```
1 type keep_last_key_and_value
2 type ('k, 'v) bi_map = ('k * 'v, keep_last_key_and_value * _) coll
```

This requires no modification of the original library, and new representations and implementations can now use this new property to provide concrete semantics.

#### 4.4 Claim 2: Representation Switching

Our approach supports representation switching as a consequence of allowing the type signature of a **letimpl** to mention multiple distinct representations. This also means that representation switching can only happen where there is an op-use, and only if that operation supports it. Broadly speaking there are three ways this might manifest, which we exemplify here using the UCT library.

First, a library may provide an operation whose express purpose is to convert between representations. The UCT library has this in the form of the **view** operation, which can switch representations as well as properties. It is defined as follows:

```
1 letop view : ('a, 'p1) coll -> ('a, 'p2) coll
2 letimpl[0.0] view : ('a, 'p) coll -> ('a, 'p) coll = fun x -> x;;
3 letimpl[1.0] view = foldl (@n append) empty;;
```

Note that there are two default implementations, one that preserves properties and representation and costs nothing, and one that builds a new collection through **foldl**, **append**, and **empty**. Each representation can of course also provide specialized implementations for conversions that can be made more efficiently.

Second, an implementation may explicitly switch representations in an operation whose primary purpose is something else. For example, our library contains an implementation of **map** that converts between a cons-list and a snoc-list using **List.rev\_map**, which is a tail-recursive **map** that produces a reversed list as output. The relevant **letimpls** can be seen below.

```
1 letimpl[n] map : _ -> !list_r -> !snoc_r = List.rev_map;;
2 letimpl[n] map : _ -> !snoc_r -> !list_r = List.rev_map;;
```

Finally, a default implementation may allow representation switching through particular choices of internal implementations. For example, the default implementations for **map** use **empty**, **append** (resp. **prepend**), and **foldl** (resp. **foldr**). Importantly, one representation choice can be made for **foldl** or **foldr**, and another for **empty** and **append** or **prepend**.

```
1 letimpl[1.0] map = fun f xs ->
2   foldl (fun acc x -> @n append acc (f x)) empty xs;;
3 letimpl[1.0] map = fun f xs ->
4   foldr (fun x acc -> @n prepend (f x) acc) empty xs;;
```

For example, (**map Char.code**) (where **Char.code** converts from a character to an integer representing its ASCII codepoint) can be used to convert from **string\_r** to **list\_r** by picking an implementation using **string\_r** for the fold and implementations using **list\_r** for the other two operations.

This means that representation switching is often available even without explicit support for it. However, there are still two notable limitations to this approach for representation switching. First, representations can only be switched at an op-use, which might require, e.g., a manually inserted



call to **view**. Second, only statically available information can be used to determine when to switch. Of course, this is a trade-off: we incur no runtime overhead, but can also not adapt to exceptional runtime behaviour, e.g., if collection sizes are wildly different from what the programmer provided at compile-time.

#### 4.5 Claim 3: Flexible Representation Selection

Our approach does not require that all representations for any given abstract type are fully semantically equivalent, and will happily pick representations that have correct semantics only for the operations actually used, even though they may behave drastically different for other operations, as long as the library is designed for it. For example, the UCT library in Section 4.1 puts semantic properties in the type of a collection, and allows a **letimpl** to ignore a property if it does not impact the semantics of the chosen operation.

As a concrete example, a program might use the **ordered\_set** type, which has the properties **keep\_last** and **order\_seq**, which means that duplicate elements are discarded, and elements are stored in insertion order. Yet if the program never observes the order, e.g., if the only operations used are **empty**, **append**, and **mem** (which checks for membership), then the compiler need not actually pick an ordered set.

Concretely, this is because the relevant implementation definitions use an underscore in place of the order property, since it does not matter to the semantics of the function. For example, **rbset**, which is backed by a red-black tree and thus in sorted order, defines **empty**, **append**, and **mem** as follows:

```

1 letimpl[0.0] empty : !rbset_r = (* ... *)
2 letimpl[log n] append : !rbset_r ((_, keep_last * _) coll) -> _ -> !rbset
3   = (* ... *)
4 letimpl[log n] mem : _ -> !rbset_r ((_, keep_last * _) coll) -> _
5   = (* ... *)

```

Of course, this is only possible because of the design of the UCT library and careful annotation of implementations, i.e., our approach enables this property, but does not guarantee it.

## 5 COMPILER AND QUANTITATIVE EVALUATION

To further evaluate our approach we implement a compiler for a sizeable subset<sup>9</sup> of the OCaml programming language, which we then extend with **repr** types, **letrepr**, **letop**, and **letimpl**. The compiler, which we call **mi-ml**, is implemented in the Miking [8] framework and works by translating OCaml code to MCore, the core language of Miking. All processing is done on the MCore representation, after which we emit equivalent OCaml code, to be compiled by **ocamlopt**, the canonical OCaml compiler. Our compiler consists of ~1700 lines of MCore, along with ~8000 lines of **repr** related code, which we have added to the Miking standard library. We make two claims relevant to this section:

- (4) Our implementation enables efficient compilation during iterative development, as well as more expensive compilation yielding more efficient compiled programs when desired.
- (5) Programs using our approach are typically faster than programs using idiomatic representation choices, especially when a more precise solver is used.

All benchmarks were run on a laptop running NixOS 24.05 with an Intel Core i7-8565U (4 cores) and 16GB of RAM. Measurements were collected using **hyperfine** [31] (for whole program execution) or recording wall-time in the program itself (for measuring time taken by each solver during compilation). In total, the benchmarks took ~13h.

<sup>9</sup>The subset encompasses most constructs related to pure functional programming. This includes, e.g., functions, algebraic data types, and pattern matching, but not mutability, objects, or exceptions.

We cover Claim 4 by measuring analysis time and solution cost for each of our solvers on randomly generated programs with varying numbers of op-uses. Random program generation is described in Section 5.1, analysis time in Section 5.2, and solution costs in Section 5.3.

We cover Claim 5 by benchmarking a number of handwritten programs, each with two variants: one using idiomatic representation choices, and one using **repr** types. The programs, experimental setup, and analysis can be found in Section 5.4.

## 5.1 Randomly Generating Programs

Each generated program follows a fairly simple pattern. There is a code skeleton creating collections (using the UCT library of Section 4.1) of various given sizes (read from the program arguments), followed by a benchmark runner, setup to run a particular function a given number of times (again read from the program arguments) and print the elapsed wall-time. The skeleton has two points where we add code: the initial type of the collection being created, and the body of the function under test. Both of these are filled in before compiling each program.

The initial collection type can be **seq** (i.e., a **coll** with properties **keep\_all** and **order\_seq**), **set** (properties **keep\_last** and **\_**), or **map** (properties **keep\_last\_key** and **\_**).

The function body is a randomly selected sequence of code blocks, each of which contains exactly one operation. For example, below are the code blocks containing **concat**, **split\_first**, and **size**, respectively:

```
1 let coll = concat coll coll in
```

```
1 let coll =
2   begin match split_first coll with
3     | Some (_, coll) -> coll
4     | None -> coll
5   end in
```

```
1 Sys.opaque_identity (size coll);
```

Notably, each of these can appear in any order, and may or may not shadow the collection (**coll**) with a new value. Operations that do not produce a new collection (e.g. **size**) are wrapped in **Sys.opaque\_identity**, which prevents them from being optimized away even if they have no side-effects and their results are unused.

Note also that the set of possible operations includes the **view** operation with an explicitly annotated return type, whereby a generated program may switch collection semantics part-way through the program. For example, a generated program starting out with **seq** switches to **map** if it includes this operation:

```
1 let coll : (int, int) map = view coll in
```

Finally, note that the initial collection is created outside the function to be benchmarked, to capture interactions between other operations instead of always including the initial creation. Similarly, the operation used to create the collection is given an explicit scaling factor of **0.0** to ensure that the benchmarking and our analysis are concerned with the same part of the program.

## 5.2 Compile-time Overhead

The evaluation of our solvers, both total and heuristics-based, is split over two sections: this section covers the amount of time needed in relation to the number of op-uses, while the next examines the cost of the produced solutions (c.f. Fig. 7 in Section 3.3 for our definition of cost).

The data in both sections is obtained using the randomly generated programs of Section 5.1, by generating 5 programs per size and initial collection type (one of **seq**, **set**, and **map**). We compile

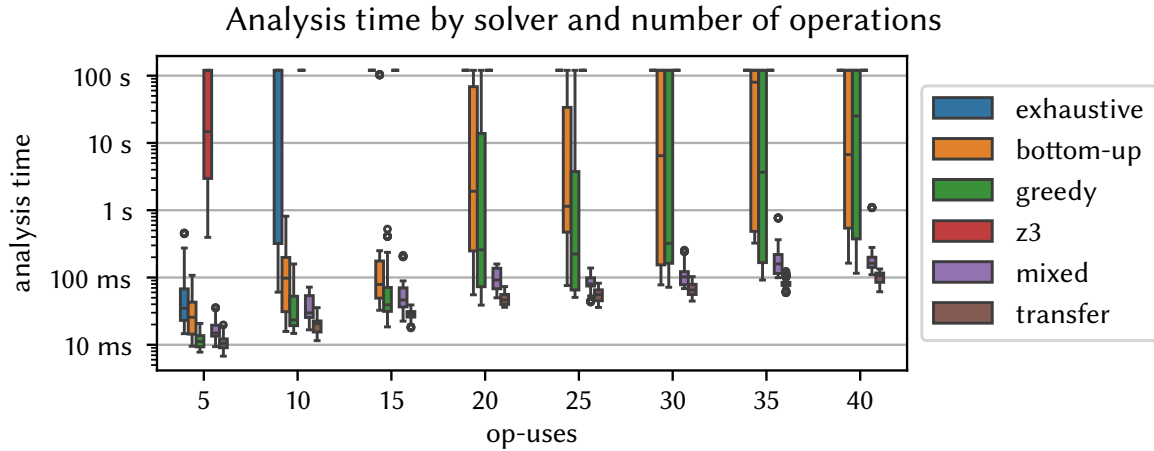


Fig. 10. Box plots of the time taken to analyze programs and find representations and implementations, plotted by number of op-uses in each program and solver. Each box shows the median as a middle line, quartiles by top and bottom of the box, 1.5 times the interquartile range by the whiskers, and outliers (data points appearing outside the whiskers) as circles. Timeouts are reported as though they took the full allowable time, i.e., 2 minutes. Note that **z3** times out for all inputs with more than 5 op-uses, and that the y-axis uses log-scale.

each program multiple times, each with a different value of  $n$  (10, 100, 200, 1000, 2000, 5000, and 10000). We limit the execution time of each run of the compiler to 2 minutes.

Fig. 10 shows the analysis time required for each program and solver, plotted by number of op-uses in the program. As a reminder from Section 3.4: **exhaustive** finds all possible solutions, **bottom-up**, **greedy**, and **z3** are total solvers that find an optimal solution if one exists, while **mixed** is heuristics-based, and **transfer** extends **mixed** by being able to apply previous solutions to new programs. Note that the graph includes both successful and failed runs, and that all failures were due to timeout. Timeouts are recorded as though they took precisely the maximum allowable time, i.e., 2 minutes. Note also that the variance grows as programs get bigger, especially for the total solvers; this is largely due to some operations having more possible solutions than others, e.g., **empty** typically only has direct implementations, while **map** has both direct implementations and multiple default implementations. A program with, e.g., one **empty** and one **map** will thus have a larger solution space than one with only two uses of **empty**.

As Fig. 10 suggests, **exhaustive** listing of solutions quickly becomes infeasible;  $\geq 50\%$  of programs produce a timeout already at 10 op-uses. The other total solvers avoid the timeout for longer, but still have a number of programs for which solving is slow, e.g., **bottom-up** takes more than one minute for 217 programs. In contrast, the heuristics-based solvers take at most 1105ms.

Of course, the time a heuristic needs is not all that determines its usefulness; it must also produce good results, which in our case means programs whose cost is reasonably close to the optimal cost.

### 5.3 Heuristics and Low-cost Programs

In this section we examine the quality of solutions produced by our solvers. For each program, value of  $n$ , and solver, we record the cost (as defined in Fig. 7) of the produced solution, ignoring runs that did not finish in time. Next, we normalize each cost to the lowest cost produced for the corresponding program and  $n$  by *any* solver; in other words, we compare each solver against the best known solution. The results can be seen in Fig. 11. Note that for programs where at least one

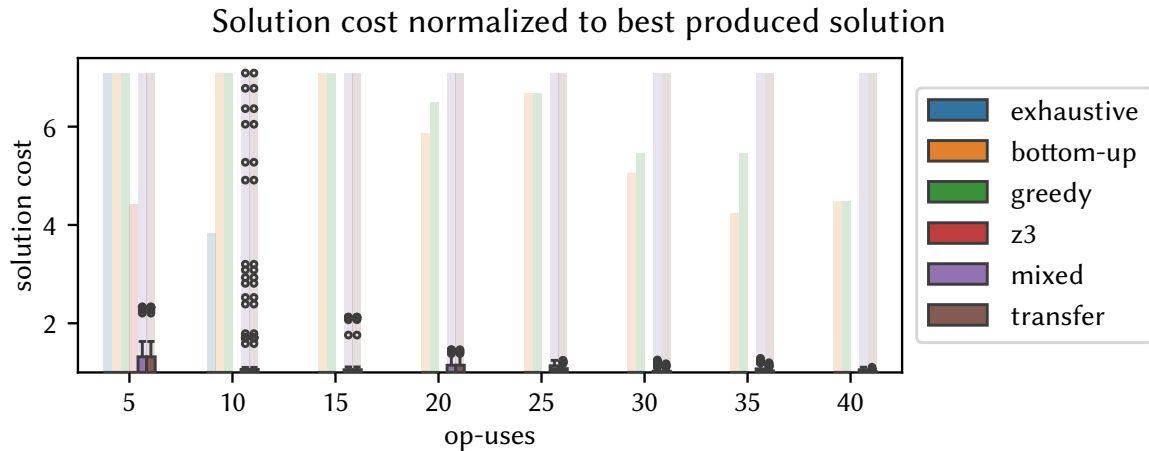


Fig. 11. The cost of solutions produced by each solver, normalized to the lowest cost solution produced by any solver. Note that while **exhaustive** produces multiple solutions, the plot only uses the one with the lowest cost. Note also that timeouts are excluded; the faded bars in the background show the fraction of solutions that completed in time. This means that the total solvers are always recorded as optimal, even though they fail to produce solutions for many larger inputs.

total solver (**exhaustive**, **bottom-up**, **greedy**, or **z3**) finished in time,<sup>10</sup> the best known solution is also the actual best solution. The faded bars in the background show the fraction of runs that finished in time for each solver, and thus also what fraction of runs are represented in the figure.

Note that, as expected, the total solvers are always optimal. Note also that the highest normalized cost produced is  $\sim 7.09$ , which is lower than all values of  $n$  tested. Since the cost annotations used in our UCT library are strongly connected to asymptotic time complexity, this implies that the heuristic solvers (**mixed** and **transfer**) to a large extent get the asymptotics correct, even if the solution produced is not truly optimal. We observe that **transfer** produces better solutions than **mixed** for some larger inputs. This is because it does not precisely re-apply a previous solution; instead, it keeps potential sub-solutions as long as they appeared *somewhere* in the previous solution, a sort of “cross-pollination”, which sometimes enables cheaper solutions.

Finally, note that the set of possible solution costs is non-continuous. We could, e.g., construct a program where the optimal solution has cost  $1.0$  while the second-best solution has cost  $1000.0$ . This means that the magnitudes of the factors in Fig. 11 are very much dependent on the implementations available and the design of the library in which they are defined.

Next, we examine the effect of our approach on the performance of compiled programs.

#### 5.4 Performance Comparison

When considering the performance of programs using our approach to normal OCaml programs we use a number of handwritten programs, with the intent that these programs are more representative of programs in general than the randomly generated programs of the previous subsections.

Each input program comes in two flavors: one using idiomatic representation choices, and one using **repr** types. We compile these to four executables: **ocamllopt** and **mi-ml** are the idiomatic version compiled with **ocamllopt** and **mi-ml**, while **mixed** and **transfer** are the **repr** version

<sup>10</sup>The total solvers begin using prohibitively much memory for larger inputs, thus simply running them for longer may not be enough to produce an optimal solution for comparison.

Program	Compilation time (s)				Running time (s)		
	<b>ocamlopt</b>	<b>mi-ml</b>	<b>mixed</b>	<b>transfer</b>	<b>ocamlopt</b>	<b>mi-ml</b>	<b>mixed</b>
<b>show_seq</b>	0.10	0.37	0.82	0.81	10.06	9.40	0.03
<b>prepend</b>	0.12	0.44	1.03	0.94	0.02	0.02	0.02
<b>append</b>	0.12	0.43	1.05	0.93	186.44	178.41	0.02
<b>pattern</b>	0.23	0.67	3.65	2.61	10.10	9.64	0.15
<b>dijkstra</b>	0.15	0.47	0.81	0.81	6.44	7.79	7.92
<b>celebrity</b>	0.21	0.48	0.94	1.04	19.29	21.36	11.97

Table 1. Time spent compiling and running handwritten test cases in four versions: code with no **repr** types compiled with **ocamlopt** and **mi-ml**, and code using **repr** types compiled with the **mixed** and **transfer** solvers. All measurements are end-to-end and include the entire execution time of the compiler or compiled program. We omit running time for **transfer** as the produced solutions are identical to those of **mixed**.

compiled with **mi-ml** and the corresponding solver. The **repr** versions are parameterized with  $n = v = e = 10000.0$ .

Table 1 shows the results, both in terms of compilation time and running time. Note that for these programs **mixed** and **transfer** produced identical solutions, thus we omit the running time for **transfer**. Remember that our compiler works by emitting OCaml code, thus the compilation time for **mi-ml**, **mixed**, and **transfer** include running **ocamlopt** in the background, i.e., we do not expect to have truly competitive compilation times. Generally speaking, **mixed** and **transfer** compile slower than **mi-ml**, since they do more work, but produce executables that are as fast or faster, sometimes by orders of magnitude. Next, we consider each program in turn.

**show\_seq**. This is the code from Fig. 2 in Section 2.1, except using our UCT library, along with surrounding code to build a sequence and print the resulting string. The sequence is initialized using **List.init** or the corresponding UCT operation, depending on the program version. The **repr** version is roughly three orders of magnitude faster here, because the OCaml **string** type is backed by a byte array for which concatenation requires copying both inputs (i.e., linear time), while the **repr** versions select a rope [7] specialized to sequences of characters, for which concatenation can be done in constant time.

**prepend & append**. These programs build a sequence by repeatedly **prepending** or **appending** an element, then print the result. Note that the printing code uses **String.cat** (or the corresponding UCT operation), which efficiently concatenates a list of strings with a delimiter between each element, rather than repeated concatenation of two strings, as in **show\_seq**. The **list** type of OCaml is a cons-list, i.e., **prepend** is efficient while **append** is *very* inefficient. The **repr** variants circumvent this by using a snoc-list while building the sequence, i.e., a cons-list stored in reverse, and then converting back to a normal cons-list. This sort of juggling is common in language centered around cons-lists, but can here be handled in the background by our compiler. These two programs also illustrate how a small change in operation usage can drastically change the efficiency of a program when the representation is fixed, while our compiler can adapt without additional source code changes.

**pattern**. This program is a port of the pattern matching analysis machinery present in the Miking compiler. The analysis handles regular patterns (as in regular languages, i.e., “and”, “or”, and “not” patterns), as well as determining if two patterns overlap (i.e., there are values that can be matched by both) or one is a subset of the other (i.e., all values matched by one are also matched

by the other). The program computes and prints the complement of a large randomly generated pattern (using a fixed seed, for reproducibility). This program contains 383 op-uses, yielding an initial solution space of  $\sim 10^{389}$  potential solutions. Despite this, our heuristics finish within  $\sim 3$  and 2 seconds respectively, and produce a significantly more efficient executable.

**dijkstra.** This program implements Dijkstra’s algorithm using the graph library of Section 4.2. Input is a randomly generated graph (with a fixed seed, as for **pattern**), and the program finds the shortest paths from all nodes to all nodes. Since the OCaml standard library contains no graph type there is no *obvious* idiomatic representation, instead we use the adjacency list representation described in Section 4.2. Dijkstra’s algorithm gets the outgoing edges from each visited node, so the performance of this operation has a big impact on the overall performance. When using adjacency lists, these lists can be returned immediately, whereas with an adjacency matrix the outgoing edges need to be calculated (this makes the program take  $\sim 14$  seconds instead of the  $\sim 7$  seconds shown in Table 1). The **repr** variant selects the implementation based on adjacency lists.

**celebrity.** This program implements the "Celebrity problem" that queries a graph for a node that has no outgoing edges but that every other node has an edge to. The program generates a random graph and repeats the search for celebrities 10,000 times (this is to reduce the relative time taken to create the graph). The algorithm repeatedly queries the graph for the existence of specific edges, something that is faster using an adjacency matrix than using adjacency lists. The **repr** variant selects the implementation based on adjacency matrices, meaning that it outperforms the implementation based on adjacency lists used by the idiomatic version.

In conclusion, **mixed** finishes quickly for small programs and within a reasonable amount of time for larger programs, producing efficient executables for all of them.

## 6 RELATED WORK

There is a significant body of work concerned with automatically picking or creating efficient representations of data structures. We summarize most of these in Table 2. The first column lists the overarching approach and when decisions are made: *static* analysis with choices at compile-time, *dynamic* analysis using run-time data and making choices during run-time, and *bench* for those using data from benchmarks or previous executions. The remaining six columns state which of the challenges we list in Section 1 are tackled by each work. Extensibility is split in four columns: “ty” if new abstract types can be defined, “repr” and “op” if previously defined abstract types can be extended with new representations and operations, respectively, and “impl” if new implementations can be added to previously defined representations and operations. “Switching” refers to representation switching, where the representation of a value can change over its lifetime, while “flexibility” is for approaches where representation selection can be done based on observed semantics, rather than requiring all representations to be fully semantically equivalent.

Note that we add a checkmark if the corresponding paper explicitly mentions or strongly implies a particular capability. This means that the table may contain false negatives, e.g., if an approach supports extension along a particular axis, but the paper authors did not consider this a central property of their contribution. Note also that not all related work fits neatly in Table 2; we return to these at the end of this section.

*Dynamic approaches.* These works collect some amount of data during run-time and have varying approaches for making the decision to switch representation, trading some amount of run-time overhead for more usable data. For example, note that all dynamic approaches support representation switching while most static approaches do not. De Wael et al. [13], Xu [41] both allow the user to specify the data and switching criteria with varying level of compiler-support, while

	Approach	Extensibility				Switching	Flexibility
		Ty	Repr	Op	Impl		
<b>repr</b> (this paper)	Static	✓	✓	✓	✓	✓	✓
[22, 23]	(Bench+)Static						✓
[2]	Bench+Dynamic	✓	✓		✓	✓	
Chameleon [34]	Bench		✓				
PetaBricks [3]	Bench+Static			✓		✓	
Brainy [10, 17]	Bench+Static*						✓
CoCo [41]	Dynamic	✓	✓			✓	
[30]	Dynamic	✓				✓	
[18, 19]	Dynamic	✓	✓			✓	
Late Data Layout [38]	Static <sup>†</sup>	✓	✓			✓	
SimpleL [6]	Static						✓
JitDS [13]	Dynamic	✓				✓	✓
[32]	S+B+D					✓	
Artemis [4, 5]	Static+Bench	✓	✓				
DBFlex [35]	Static+Bench		✓				
Cres [40]	Static	✓	✓				✓
CT+ [27, 28]	Bench+Static*		✓				
SETL [33]	Static						
[9]	Static <sup>†</sup>		✓				✓

\* Analysis only      † No analysis

Table 2. Overview of related work, highlighting fulfilment of the non-quantitative challenges from Section 1. We mark a challenge if a work mentions it explicitly or strongly implies support for it. Works without analysis provide an easier way to manually switch representations, but no automatic selection mechanism, while works with analysis only provide suggestions for change, but no automatic means of applying the changes.

Österlund and Löwe [30] is a bit more structured; they use a user-specified finite automaton, where edges are labelled with operations and some states are labelled with representations to switch to. Andersson et al. [2] uses a combination of benchmarking and estimation functions to pre-compute representation choices by context, e.g., the size of a collection, or the type of its elements, then uses that information during execution. Kusum et al. [18, 19] uses manual annotations stating which representation is optimal at different intervals of user-defined statistics, intended to be determined through benchmarking. Note that these annotations are per-application rather than per-operation, in contrast to most other approaches. Finally, most of these keep at most one representation per value at a time, while Xu [41] conceptually maintains all valid choices at once, with significant optimizations to avoid the overhead of having several redundant representations in memory at a time.

*Static approaches.* These works leave no run-time overhead in exchange for less precise data, and sometimes take advantage of the ability to run more costly analysis or benchmarks in an offline approach compared to an online one. Our approach fits in this category. Most static works have a cost model where each implementation has an associated cost, obtained through manual annotations [22, 23, 40] or benchmarking of individual implementations [10, 17, 27, 28, 32, 35]. Several of these allow using data from a previous instrumented run to direct the analysis, typically by weighting the importance of each operation by either invocation count or execution time [10,

17, 22, 23, 27, 28]. Low [22, 23], Wang et al. [40] have cost models quite similar to ours, though theirs are symbolic (i.e., costs have a partial order and are not merely floating point numbers), and, as far as we can tell, they do not handle the recursive formulation where implementations can use other implementations. Wang et al. [40] in particular uses a more granular form of the properties we discuss in our UCT library (c.f. Section 4.1) where implementations may mutate or read properties, and representations are chosen based on observable effect on these properties. Brainy [10, 17] builds a machine learning model to select representations, while Artemis [4, 5] uses a genetic algorithm combined with benchmarking. PetaBricks [3] focuses on operations and implementations, permitting far greater granularity in composition, e.g., automatically switching implementations depending on input size, including in recursive calls from other implementations, or decomposing the input and running separate implementations on each part. Note also that PetaBricks and our approach are the only approaches in Table 2 that support representation switching without a dynamic component.

*Other approaches.* These works address the difficulty of picking representations from a different angle, opting to control state in a larger sense, making it easier to manually make changes, or simply assisting in detecting suboptimal implementation choices. RelC [16] allows a user to specify application state using relational algebra along with a decomposition into conventional collections, as well as a set of desired queries and state updates. The decomposition can be automatically found and tuned, and code implementing queries and updates is generated. Costs are obtained via benchmarking. Cozy [20, 21] has a similar goal, but drops the explicit decomposition, allows relating multiple collections, and uses an explicit cost model over its internal language rather than benchmarking. [42, 43] both detect inefficiently used containers, where the cost of creating the container outweighs its benefit, either by counting writes vs. reads, or by tracking reachability in a data-dependency graph. Clarity [29] finds collections that are traversed multiple times without intermediate mutation, i.e., where some traversals could be merged and/or reuse previously computed data. Chameleon [34] collects data at run-time, then processes it offline to produce suggested representation changes based on manually written rules, no automatic changes are made. Late Data Layout [38] allows a user to specify type substitutions along with optimized methods, which can then be used to pick a different representation per program scope using manual annotations.

## 7 CONCLUSION AND FUTURE WORK

In this paper we introduce an approach that allows a programmer to define abstract types for which the compiler picks representations that is extensible, supports representation switching, and allows selecting representations based on observable semantics. We incorporate our approach in a compiler for a sizeable subset of the OCaml programming language, which we then use to define a universal collection type as a library, i.e., one type that represents all conventional collections through different semantic properties, as well as a representation-flexible graph library. Our compiler includes multiple solvers with different trade-offs between compilation time and optimality of the compiled program. We evaluate the solvers by measuring compilation time as well as running time on a number of randomly generated as well as handwritten programs, showing good results on both compilation and running time.

There are several avenues of future work that seems promising. First, while our implementation exploits the independence of sub-problems, it does not exploit repeated patterns within or between sub-problems. In practice, most programs tend to have a large degree of repeated structure, thus we expect this to further improve scalability. Second, we have designed our type system additions and implementation selection to preserve well-typedness, and while this appears to hold in practice, a



formal proof is desirable. Finally, we would like to expand our prototype such that we can conduct more experiments on larger, pre-existing software projects.

This work was supported by the Vinnova Competence Center for Trustworthy Edge Computing Systems and Applications (TECoSA) at the KTH Royal Institute of Technology, Digital Futures, and the Swedish Research Council (Vetenskapsrådet, Grants No. 2020-05346, 2023-05526, and 2018-04329).

## REFERENCES

- [1] Georgii Maksimovich Adel'son-Velskii and Evgenii Mikhailovich Landis. 1962. An Algorithm for Organization of Information. In *Doklady Akademii Nauk*, Vol. 146. Russian Academy of Sciences, 263–266.
- [2] Jesper Andersson, Morgan Ericsson, Christoph Kessler, and Welf Löwe. 2008. Profile-Guided Composition. In *Software Composition (Lecture Notes in Computer Science)*, Cesare Pautasso and Éric Tanter (Eds.). Springer, Berlin, Heidelberg, 157–164. [https://doi.org/10.1007/978-3-540-78789-1\\_12](https://doi.org/10.1007/978-3-540-78789-1_12)
- [3] Jason Ansel, Cy Chan, Yee Lok Wong, Marek Olszewski, Qin Zhao, Alan Edelman, and Saman Amarasinghe. 2009. PetaBricks: A Language and Compiler for Algorithmic Choice. *ACM SIGPLAN Notices* 44, 6 (June 2009), 38–49. <https://doi.org/10.1145/1543135.1542481>
- [4] Michail Basios, Lingbo Li, Fan Wu, Leslie Kanthan, and Earl T. Barr. 2017. Optimising Darwinian Data Structures on Google Guava. In *Search Based Software Engineering (Lecture Notes in Computer Science)*, Tim Menzies and Justyna Petke (Eds.). Springer International Publishing, Cham, 161–167. [https://doi.org/10.1007/978-3-319-66299-2\\_14](https://doi.org/10.1007/978-3-319-66299-2_14)
- [5] Michail Basios, Lingbo Li, Fan Wu, Leslie Kanthan, and Earl T. Barr. 2018. Darwinian Data Structure Selection. In *Proceedings of the 2018 26th ACM Joint Meeting on European Software Engineering Conference and Symposium on the Foundations of Software Engineering (ESEC/FSE 2018)*. Association for Computing Machinery, New York, NY, USA, 118–128. <https://doi.org/10.1145/3236024.3236043>
- [6] Li Bin, Liu Jun, and Zhao Jianhua. 2015. Code Generation for Abstract Data Types Based on Program Analysis. In *2015 IEEE International Conference on Software Quality, Reliability and Security - Companion*. 153–160. <https://doi.org/10.1109/QRS-C.2015.42>
- [7] Hans-J. Boehm, Russ Atkinson, and Michael Plass. 1995. Ropes: An Alternative to Strings. *Software: Practice and Experience* 25, 12 (1995), 1315–1330. <https://doi.org/10.1002/spe.4380251203>
- [8] David Broman. 2019. A Vision of Miking: Interactive Programmatic Modeling, Sound Language Composition, and Self-Learning Compilation. In *Proceedings of the 12th ACM SIGPLAN International Conference on Software Language Engineering (SLE 2019)*. Association for Computing Machinery, New York, NY, USA, 55–60. <https://doi.org/10.1145/3357766.3359531>
- [9] D. Cohen and N. Campbell. 1993. Automating Relational Operations on Data Structures. *IEEE Software* 10, 3 (May 1993), 53–60. <https://doi.org/10.1109/52.210604>
- [10] Noric Couderc, Christoph Reichenbach, and Emma Söderberg. 2023. Classification-Based Static Collection Selection for Java: Effectiveness and Adaptability. In *Proceedings of the 27th International Conference on Evaluation and Assessment in Software Engineering (EASE '23)*. Association for Computing Machinery, New York, NY, USA, 111–120. <https://doi.org/10.1145/3593434.3593469>
- [11] Luis Damas and Robin Milner. 1982. Principal Type-Schemes for Functional Programs. In *Proceedings of the 9th ACM SIGPLAN-SIGACT Symposium on Principles of Programming Languages (POPL '82)*. Association for Computing Machinery, New York, NY, USA, 207–212. <https://doi.org/10.1145/582153.582176>
- [12] Leonardo de Moura and Nikolaj Bjørner. 2008. Z3: An Efficient SMT Solver. In *Tools and Algorithms for the Construction and Analysis of Systems (Lecture Notes in Computer Science)*, C. R. Ramakrishnan and Jakob Rehof (Eds.). Springer, Berlin, Heidelberg, 337–340. [https://doi.org/10.1007/978-3-540-78800-3\\_24](https://doi.org/10.1007/978-3-540-78800-3_24)
- [13] Mattias De Wael, Stefan Marr, Joeri De Koster, Jennifer B. Sartor, and Wolfgang De Meuter. 2015. Just-in-Time Data Structures. In *2015 ACM International Symposium on New Ideas, New Paradigms, and Reflections on Programming and Software (Onward!) (Onward! 2015)*. Association for Computing Machinery, New York, NY, USA, 61–75. <https://doi.org/10.1145/2814228.2814231>
- [14] Frank Emrich, Sam Lindley, Jan Stolarek, James Cheney, and Jonathan Coates. 2020. FreezeML: Complete and Easy Type Inference for First-Class Polymorphism. In *Proceedings of the 41st ACM SIGPLAN Conference on Programming Language Design and Implementation (PLDI 2020)*. Association for Computing Machinery, New York, NY, USA, 423–437. <https://doi.org/10.1145/3385412.3386003>
- [15] Leo J. Guibas and Robert Sedgwick. 1978. A Dichromatic Framework for Balanced Trees. In *19th Annual Symposium on Foundations of Computer Science (Sfcs 1978)*. 8–21. <https://doi.org/10.1109/SFCS.1978.3>
- [16] Peter Hawkins, Alex Aiken, Kathleen Fisher, Martin Rinard, and Mooly Sagiv. 2011. Data Representation Synthesis. In *Proceedings of the 32nd ACM SIGPLAN Conference on Programming Language Design and Implementation (PLDI '11)*.

- Association for Computing Machinery, New York, NY, USA, 38–49. <https://doi.org/10.1145/1993498.1993504>
- [17] Changhee Jung, Silvius Rus, Brian P. Railing, Nathan Clark, and Santosh Pande. 2011. Brainy: Effective Selection of Data Structures. In *Proceedings of the 32nd ACM SIGPLAN Conference on Programming Language Design and Implementation (PLDI '11)*. Association for Computing Machinery, New York, NY, USA, 86–97. <https://doi.org/10.1145/1993498.1993509>
- [18] Amlan Kusum, Iulian Neamtiu, and Rajiv Gupta. 2014. Adapting Graph Application Performance via Alternate Data Structure Representation. <https://doi.org/10.48550/arXiv.1412.8120> arXiv:1412.8120 [cs]
- [19] Amlan Kusum, Iulian Neamtiu, and Rajiv Gupta. 2016. Safe and Flexible Adaptation via Alternate Data Structure Representations. In *Proceedings of the 25th International Conference on Compiler Construction (CC 2016)*. Association for Computing Machinery, New York, NY, USA, 34–44. <https://doi.org/10.1145/2892208.2892220>
- [20] Calvin Loncaric, Michael D. Ernst, and Emina Torlak. 2018. Generalized Data Structure Synthesis. In *Proceedings of the 40th International Conference on Software Engineering (ICSE '18)*. Association for Computing Machinery, New York, NY, USA, 958–968. <https://doi.org/10.1145/3180155.3180211>
- [21] Calvin Loncaric, Emina Torlak, and Michael D. Ernst. 2016. Fast Synthesis of Fast Collections. *ACM SIGPLAN Notices* 51, 6 (June 2016), 355–368. <https://doi.org/10.1145/2980983.2908122>
- [22] James Richard Low. 1976. *Automatic Coding: Choice of Data Structures*. Birkhäuser, Basel. <https://doi.org/10.1007/978-3-0348-5504-4>
- [23] James R. Low. 1978. Automatic Data Structure Selection: An Example and Overview. *Commun. ACM* 21, 5 (May 1978), 376–385. <https://doi.org/10.1145/359488.359498>
- [24] Donald R. Morrison. 1968. PATRICIA—Practical Algorithm To Retrieve Information Coded in Alphanumeric. *J. ACM* 15, 4 (Oct. 1968), 514–534. <https://doi.org/10.1145/321479.321481>
- [25] Martin Odersky, Olivier Blanvillain, Fengyun Liu, Aggelos Biboudis, Heather Miller, and Sandro Stucki. 2017. Simplicity: Foundations and Applications of Implicit Function Types. *Proc. ACM Program. Lang.* 2, POPL (Dec. 2017), 42:1–42:29. <https://doi.org/10.1145/3158130>
- [26] Bruno C.d.S. Oliveira, Tom Schrijvers, Wontae Choi, Wonchan Lee, and Kwangkeun Yi. 2012. The Implicit Calculus: A New Foundation for Generic Programming. *ACM SIGPLAN Notices* 47, 6 (June 2012), 35–44. <https://doi.org/10.1145/2345156.2254070>
- [27] Wellington Oliveira, Renato Oliveira, Fernando Castor, Benito Fernandes, and Gustavo Pinto. 2019. Recommending Energy-Efficient Java Collections. In *2019 IEEE/ACM 16th International Conference on Mining Software Repositories (MSR)*. 160–170. <https://doi.org/10.1109/MSR.2019.00033>
- [28] Wellington Oliveira, Renato Oliveira, Fernando Castor, Gustavo Pinto, and João Paulo Fernandes. 2021. Improving Energy-Efficiency by Recommending Java Collections. *Empirical Software Engineering* 26, 3 (April 2021), 55. <https://doi.org/10.1007/s10664-021-09950-y>
- [29] Oswaldo Olivo, Isil Dillig, and Calvin Lin. 2015. Static Detection of Asymptotic Performance Bugs in Collection Traversals. In *Proceedings of the 36th ACM SIGPLAN Conference on Programming Language Design and Implementation (PLDI '15)*. Association for Computing Machinery, New York, NY, USA, 369–378. <https://doi.org/10.1145/2737924.2737966>
- [30] Erik Österlund and Welf Löwe. 2013. Dynamically Transforming Data Structures. In *2013 28th IEEE/ACM International Conference on Automated Software Engineering (ASE)*. 410–420. <https://doi.org/10.1109/ASE.2013.6693099>
- [31] David Peter. 2023. *hyperfine*. <https://github.com/sharkdp/hyperfine>
- [32] Benjamin Schiller, Clemens Deusser, Jeronimo Castrillon, and Thorsten Strufe. 2016. Compile- and Run-Time Approaches for the Selection of Efficient Data Structures for Dynamic Graph Analysis. *Applied Network Science* 1, 1 (Dec. 2016), 1–22. <https://doi.org/10.1007/s41109-016-0011-2>
- [33] Edmond Schonberg, Jacob T. Schwartz, and Micha Sharir. 1981. An Automatic Technique for Selection of Data Representations in SETL Programs. *ACM Transactions on Programming Languages and Systems* 3, 2 (April 1981), 126–143. <https://doi.org/10.1145/357133.357135>
- [34] Ohad Shacham, Martin Vechev, and Eran Yahav. 2009. Chameleon: Adaptive Selection of Collections. In *Proceedings of the 30th ACM SIGPLAN Conference on Programming Language Design and Implementation (PLDI '09)*. Association for Computing Machinery, New York, NY, USA, 408–418. <https://doi.org/10.1145/1542476.1542522>
- [35] Amir Shaikhha, Marios Kelepeshis, and Mahdi Ghorbani. 2023. Fine-Tuning Data Structures for Query Processing. In *Proceedings of the 21st ACM/IEEE International Symposium on Code Generation and Optimization (CGO 2023)*. Association for Computing Machinery, New York, NY, USA, 149–161. <https://doi.org/10.1145/3579990.3580016>
- [36] T. Sherwood, E. Perelman, G. Hamerly, S. Sair, and B. Calder. 2003. Discovering and Exploiting Program Phases. *IEEE Micro* 23, 6 (Nov. 2003), 84–93. <https://doi.org/10.1109/MM.2003.1261391>
- [37] Nicholas Smallbone, Moa Johansson, Koen Claessen, and Maximilian Alghed. 2017. Quick Specifications for the Busy Programmer. *Journal of Functional Programming* 27 (Jan. 2017), e18. <https://doi.org/10.1017/S0956796817000090>
- [38] Vlad Ureche, Aggelos Biboudis, Yannis Smaragdakis, and Martin Odersky. 2015. Automating Ad Hoc Data Representation Transformations. In *Proceedings of the 2015 ACM SIGPLAN International Conference on Object-Oriented*

- Programming, Systems, Languages, and Applications (OOPSLA 2015)*. Association for Computing Machinery, New York, NY, USA, 801–820. <https://doi.org/10.1145/2814270.2814271>
- [39] P. Wadler and S. Blott. 1989. How to Make Ad-Hoc Polymorphism Less Ad Hoc. In *Proceedings of the 16th ACM SIGPLAN-SIGACT Symposium on Principles of Programming Languages (POPL '89)*. Association for Computing Machinery, New York, NY, USA, 60–76. <https://doi.org/10.1145/75277.75283>
- [40] Chengpeng Wang, Peisen Yao, Wensheng Tang, Qingkai Shi, and Charles Zhang. 2022. Complexity-Guided Container Replacement Synthesis. *Proceedings of the ACM on Programming Languages* 6, OOPSLA1 (April 2022), 68:1–68:31. <https://doi.org/10.1145/3527312>
- [41] Guoqing Xu. 2013. CoCo: Sound and Adaptive Replacement of Java Collections. In *ECOOP 2013 – Object-Oriented Programming (Lecture Notes in Computer Science)*, Giuseppe Castagna (Ed.). Springer, Berlin, Heidelberg, 1–26. [https://doi.org/10.1007/978-3-642-39038-8\\_1](https://doi.org/10.1007/978-3-642-39038-8_1)
- [42] Guoqing Xu, Nick Mitchell, Matthew Arnold, Atanas Rountev, Edith Schonberg, and Gary Sevitsky. 2010. Finding Low-Utility Data Structures. In *Proceedings of the 31st ACM SIGPLAN Conference on Programming Language Design and Implementation (PLDI '10)*. Association for Computing Machinery, New York, NY, USA, 174–186. <https://doi.org/10.1145/1806596.1806617>
- [43] Guoqing Xu and Atanas Rountev. 2010. Detecting Inefficiently-Used Containers to Avoid Bloat. In *Proceedings of the 31st ACM SIGPLAN Conference on Programming Language Design and Implementation (PLDI '10)*. Association for Computing Machinery, New York, NY, USA, 160–173. <https://doi.org/10.1145/1806596.1806616>

- 1 Check that  $OpUse.Op = Sol.Impl.Op$ ;  $Validate(Sol, OpUse)$
  - 2  $Type \leftarrow Sol.Impl.Type$ ;
  - 3  $OpUse \leftarrow Sol.Impl.OpUse$ ;
  - 4 Instantiate  $Type$  and perform the corresponding substitutions throughout  $\overline{OpUse}$  as well. For example, a type ' $a$ '  $\rightarrow$  ' $a$ ' is instantiated by generating a fresh unification variable, call it  $u$ , and replacing ' $a$ ' with  $u$ , resulting in  $u \rightarrow u$ ;
  - 5 For each local representation variable (i.e., a representation variable occurring only inside the **letimpl** corresponding to  $Sol.Impl$ ), replace it with a fresh representation variable throughout  $Type$  and  $\overline{OpUse}$ ;
  - 6 Repeat 5 for local (type) unification variables;
  - 7 Record representation assignments in  $Type$ , e.g., for a type **!rep (T repr)** where **T repr** has the representation variable  $r$ , record  $r = \mathbf{repr}$ ;
  - 8 Remove representation assignments in  $Type$ , e.g., replace **!r (T repr)** with **T repr**;
  - 9 Substitute a fresh unification variable for each underscore present in  $OpUse.Type$ , then unify the resulting type with  $Type$ ;
  - 10 **for**  $i$  **in**  $1$  **to**  $length(\overline{OpUse})$  **do**  $Validate(Sol.Sol_i, \overline{OpUse}_i)$ ;
- Algorithm 1:**  $Validate(Sol, OpUse)$  checks that  $Sol$  is a valid solution for a given op-use  $OpUse$ . There are four possible reasons for a solution to be invalid: i) the chosen implementation is for another operation (step 1), ii) one representation variable is given multiple representations, possibly across different recursive calls to  $Validate$  (step 7), iii) the types are incompatible (line 9), and iv) a sub-solution is invalid (step 10). Steps 5 and 6 ensure that multiple instances of the same implementation in a solution do not conflict.

## A CHECKING THE VALIDITY OF A SOLUTION

Intuitively speaking, a solution is *valid* if the corresponding transformed program is type-safe and each representation variable has at most one representation<sup>1</sup>. Concretely a  $Sol$  is valid for a given  $OpUse$  if the  $Validate$  predicate, given in Algorithm 1, terminates without finding an inconsistency. There are four checks that may fail:

- The chosen implementation must implement the operation the op-use refers to (step 1).
- Each representation variable must be given at most one representation (step 7).
- The annotated type of the implementation must be consistent with the inferred type of the op-use (step 9). Note that this is checked via unification, which might unify representation variables, which in turn may lead to one representation variable being assigned multiple representations.
- Each sub-solution must be valid for the corresponding op-use in the chosen implementation (step 10).

For example,  $sol := [(contains_2, [(fold_1, [])])]$  is a valid solution for the single op-use in the running example because a call to  $Validate(sol, (1.\mathbf{0}, \mathbf{contains}, \mathbf{int} \rightarrow \mathbf{int} \mathbf{repr}_7 \rightarrow \mathbf{bool}))$  proceeds as follows:

- (1) The implementation is for the correct operation: **contains** = **contains** holds.
- (2)  $Type \leftarrow ('d \rightarrow 'd \mathbf{repr}_6 \rightarrow \mathbf{bool})$
- (3)  $\overline{OpUse} \leftarrow [(1.\mathbf{0}, \mathbf{fold}, (\mathbf{bool} \rightarrow 'd \rightarrow \mathbf{bool}) \rightarrow \mathbf{bool} \rightarrow 'd \mathbf{repr}_6 \rightarrow \mathbf{bool})]$
- (4) We instantiate  $Type$ , generating a fresh unification variable (call it  $u$ ) and substituting it for every occurrence of ' $d$ ':
 
$$Type = (u \rightarrow u \mathbf{repr}_6 \rightarrow \mathbf{bool})$$

$$\overline{OpUse} = [(1.\mathbf{0}, \mathbf{fold}, (\mathbf{bool} \rightarrow u \rightarrow \mathbf{bool}) \rightarrow \mathbf{bool} \rightarrow u \mathbf{repr}_6 \rightarrow \mathbf{bool})]$$

<sup>1</sup>A representation variable that is irrelevant to the program need not be assigned a representation.

- (5) The implementation contains only one representation variable (6), and it does not appear anywhere else, thus we generate a new representation variable (8) and substitute it for the old:

$$\overline{Type} = (u \rightarrow u \text{ repr}_8 \rightarrow \text{bool})$$

$$\overline{OpUse} = [(1.0, \text{fold}, (\text{bool} \rightarrow u \rightarrow \text{bool}) \rightarrow \text{bool} \rightarrow u \text{ repr}_8 \rightarrow \text{bool})]$$

For this particular example the outcome would not change if we skipped this step, since *contains<sub>2</sub>* only occurs once in the solution. However, if a solution uses the same implementation multiple times this step is important; without it all such instances would share representation variables, which would heavily constrain the solution.

- (6) This example contains no unresolved (type) unification variables, thus this step does nothing.  
 7&8 *Type* contains no representation assignments, thus these steps also do nothing.  
 (9) *Type* contains no underscores, thus this step unifies  $u \rightarrow u \text{ repr}_8 \rightarrow \text{bool}$  with  $\text{int} \rightarrow \text{int repr}_7 \rightarrow \text{bool}$ , which implies that  $u = \text{int}$  and representation variables 7 and 8 are equal, yielding the following state:

$$\overline{Type} = (\text{int} \rightarrow \text{int repr}_7 \rightarrow \text{bool})$$

$$\overline{OpUse} = [(1.0, \text{fold}, (\text{bool} \rightarrow \text{int} \rightarrow \text{bool}) \rightarrow \text{bool} \rightarrow \text{int repr}_7 \rightarrow \text{bool})]$$

The recursive call to  $\text{Validate}((\text{fold}_1, []), \overline{OpUse}_1)$  (step 10) proceeds in a fashion similar to the above until step 7. The state at that point can be seen below (using  $u'$  and  $u''$  to denote the unification variables introduced in step 4, and 9 as the new representation variable introduced in step 5):

$$\overline{Type} = ((u' \rightarrow u'' \rightarrow u') \rightarrow u' \rightarrow \text{!list}_r (u'' \text{ repr}_9) \rightarrow u')$$

$$\overline{OpUse} = []$$

- (7) There is one representation assignment, so we record that representation variable 9 has representation **list<sub>r</sub>**.  
 (8) Removing the representation assignment updates *Type*:  

$$\overline{Type} = ((u' \rightarrow u'' \rightarrow u') \rightarrow u' \rightarrow u'' \text{ repr}_9 \rightarrow u')$$
  
 (9) Next, unifying *Type* with  $(\text{bool} \rightarrow \text{int} \rightarrow \text{bool}) \rightarrow \text{bool} \rightarrow \text{int repr}_7 \rightarrow \text{bool}$  implies  $u' = \text{bool}$ ,  $u'' = \text{int}$ , and that representation variables 7 and 9 are equal, which by extension means that representation variable 7 also has the **list<sub>r</sub>** representation.  
 (10)  $\overline{OpUse}$  is empty, thus no recursive calls are needed.

In the end *Validate* terminates without any checks failing, thus *sol* is a valid solution for the op-use occurring outside a **letimpl** in the running example.

## B SOLVERS IN MORE DETAIL

This section describes our approach to solving the problem from a high-level, along with slightly more detail on each of the components of our solvers. All of our solvers center around an abstracted tree representation of the solution space. Each sub-tree is rooted by one of three kinds of nodes:

- And**, which represents a single **letimpl**, with one child per op-use. A valid solution for the sub-tree requires a valid solution for each child.
- Or**, which represents the disjunction of all **letimpls** in scope for a particular operation, i.e., it has one child per **letimpl**. A valid solution for the sub-tree only requires a valid solution for one child.
- Single**, which represents a complete solution for that sub-tree. These occur as partial solutions during solving, but are not present in the initial tree.

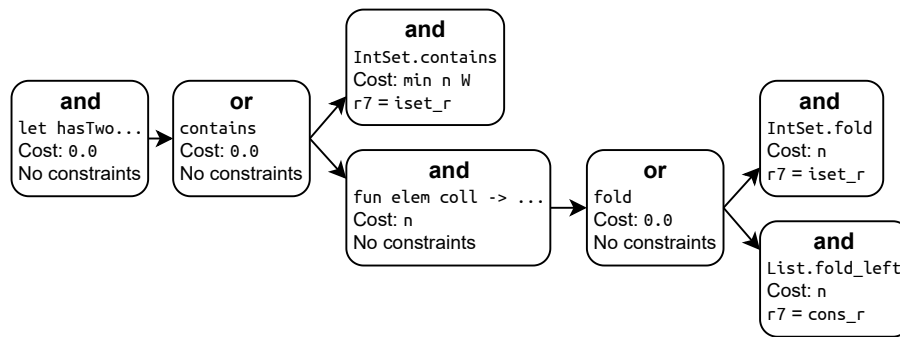
Each node also contains some metadata:

- The cost the node would contribute to a final solution.

- The constraints that must hold if the node is to be in the final solution, e.g., “these unification variables must be equal” or “this representation variable must be `list_r`”.
- An overapproximation of the constraints for the sub-tree, namely the set of possible representations for each representation variable assigned anywhere in the sub-tree.
- Two sets of variables (both unification and representation variables), one containing variables relevant inside the sub-tree, the other containing variables relevant both inside and outside the sub-tree. These are used for pruning; solutions that differ only in variables irrelevant outside the sub-tree are equivalent, i.e., we can retain only one such solution without affecting the solvability of a problem.

Finally, each node also contains all data required to construct a program from a solution. This data is abstracted, in the sense that the solvers never interact with it directly, they only manipulate the tree according to its logical structure.

For example, the abstracted tree for the running example from Figure ?? can be seen below:



Note that the root node of the tree is an **and** node representing the entire program; it has one child per op-use occurring outside a **letimpl**, which in this case is just one: **contains** in the body of **hasTwo**.

Constructing the tree (which happens before solving, regardless of the chosen solver) is largely analogous to `Validate`, with three important changes:

- Instead of checking that an implementation is valid, we go through *all* implementations for the given operation to see which ones *might* be valid, adding an **and** node for each of them, and making them children to a new **or** node. This means that our input is now all implementations in scope rather than one potential solution, and the return is a tree, rather than the result of a number of checks.
- The representation assignment in step 7 and the unification in step 9 are no longer side-effecting, instead we store the resulting constraints in the corresponding **and** node. These constraints are then used to update the op-uses (i.e., they propagate down) but do not propagate up at this point. This is because we do not yet know that this implementation will be in the final solution, thus its constraints may be irrelevant.
- If we recurse to the same operation with an op-use whose inferred type is also the same (modulo renaming of variables) we return an empty **or** node, to avoid infinite recursion. This is a safe omission, because any solution that recurses to the same operation and type twice implies the existence of a solution without the double recursion. Furthermore, given non-negative costs on all **letimpls**, the latter solution has an equal or lower cost, i.e., the solutions we discard are never useful.

Importantly, all other steps are unchanged, e.g., we still instantiate the type of each implementation and generate new unification and representation variables for variables that only occur locally.

We also implement a number of operations on the abstract tree, some of which are shared across multiple solvers:

**Flatten** finds **And** nodes that are direct children of other **And** nodes, then flattens them into a single **And** node.

**Propagate** propagates constraints across the tree and performs a number of simplifications:

- **And** nodes where all children are **Single** are transformed into new **Single** nodes.
- **Or** nodes with only one child are replaced by the child.
- Nested **or** nodes are flattened; the children of each nested **or** become children of the parent **or** instead.
- **Single** children of **or** nodes are pruned if they have neither a better cost nor a more flexible set of constraints than one of its **single** siblings.
- Nodes with contradictory constraints or where a representation variable has an empty set of possible representations are removed.

**Partition** looks at each **And**-node, noting which children interact with which unification and representation variables, and then partitions them such that all partitions are independent of each other, there is no overlap in variables.

**Collapse leaves** finds **And** nodes where all children are **single** (or **Or** nodes with only **single** children) and replaces them with an **Or** node of all valid combinations.

**Homogenize** takes a sub-tree, notes the set of possible representations for each representation variable, and then produces one alternative sub-tree for each maximally homogeneous assignment of representations. We consider an assignment to be maximally homogeneous if we can construct it by picking a representation, assigning it to all representation variables for which it is valid, then picking another representation and assigning it where it is valid, etc., until all representation variables have an assigned representation.

**Materialize lazy** takes a sub-tree and produces a lazy sequence of all its valid solutions, in cheapest-first order. Guaranteeing cheapest-first and never returning duplicates induces some overhead in tracking attempted combinations of children and potentially computing more solutions for each child than we end up using, to guarantee that the new solution cannot produce a cheaper combination.

**Materialize guided** attempts to produce solutions for a given sub-tree by recursively obtaining a solution for each of the children of an **And** node and checking if they are all consistent with each other. If they are this new solution is returned, otherwise we compute a combined constraint from the consistent children, and recursively request new solutions for the other children, limited to solutions that are consistent with the combined constraint. This is repeated until a solution is found, or the procedure fails.

All solvers will run **propagate**, **flatten**, and **partition** in that order before doing anything else.

We provide a total of 8 solvers; 1 solver that produces *all* valid solutions, 3 total solvers that find an optimal solution if one exists, and 4 heuristics-based solvers that may fail or produce a sub-optimal solution for some inputs:

**exhaustive** repeatedly applies **propagate** (without pruning redundant solutions) and **collapse leaves** until the tree consists of an **or** node with **single** children.

**bottom-up** is the same as **exhaustive**, except redundant solutions are pruned at every **Or** node. Note that no unification or representation variables are relevant outside the tree, thus pruning of an **Or** node at the root finds all solutions redundant except the cheapest one, if it exists, thus **bottom-up** returns at most one solution.

**greedy** uses **materialize lazy** on the root of the tree and picks the first solution, if one exists.

**z3** encodes the tree as an SMTLIB2 model which is then passed to Z3 [?] to be solved externally. The result is then parsed and applied to the tree to produce a final solution.

**homogeneous** uses a variant of **homogenize** that only produces one maximally homogeneous variant, and then applies it recursively at every point in the tree, going top to bottom.

**guided** uses **materialize guided** on the root of the tree and then returns the produced solution, if any.

**mixed** uses both **homogeneous** and **guided** to produce multiple solutions and then picks the cheapest. We apply both solvers to the root of the tree, but also to each alternative produced by **homogenize** when applied to the root.

**transfer** filter an input tree to only consider options that were useful in some previous solution, then runs **mixed** on the filtered input.

Note that two of these, **guided** and **homogeneous**, are not used directly in the paper, only as part of **mixed** (and by extension, **transfer**).