

# Contiguous Zero-Copy for Encrypted Transport Protocols

Florentin Rochet  
UNamur, Belgium  
florentin.rochet@unamur.be

## ABSTRACT

We propose in this paper to revisit the design of existing encrypted transport protocols to improve their efficiency. We call the methodology “Reverso” from reversing the order of field elements within a protocol specification. We detail how such a benign-looking change within the specifications may unlock contiguous zero-copy for encrypted protocols during data transport. To demonstrate our findings, we release quiche, a QUIC implementation of QUIC VReverso, an extension of the QUIC V1 standard (RFC9000). Our methodology applied to the QUIC protocol reports  $\approx 30\%$  of CPU efficiency improvement for processing packets at no added cost on the sender side and without relaxing any security guarantee from QUIC V1. We also implement a fork of Cloudflare’s HTTP/3 module and client/server demonstrator using quiche and show our optimizations to directly transfer to HTTP/3 as well, resulting in our new HTTP/3 to be  $\approx 38\%$  more efficient than the baseline implementation using QUIC V1. We argue that Reverso applies to any modern encrypted protocol and its implementations and that similar efficiency improvement can also be unlocked for them, independently of the layer in which they operate. Indeed, this research shows that the ability to implement contiguous zero-copy on the receiver side inherently depends on the specified encrypted protocol wire image, and that we may need to reverse how we are used to write them.

## CCS CONCEPTS

• **Security and privacy**  $\rightarrow$  *Network security*; **Security protocols**;

## KEYWORDS

Security and privacy, Network security, Security protocols

## 1 INTRODUCTION

Encrypted transport protocols evolved with different background contexts but share similarities in design principles. Tor [18], for example, was designed as a stream-based multihop TCP/IP overlay in the early 2000’s, encrypts 512-bytes sized packets called “cells” mixing routing information, end-to-end transport control and end-to-end data. More recently, QUIC [34] and TCPLS [56] are designed as general-purpose transport protocols rooted in being extensible, on offering a 1-RTT handshake, and on being resilient to middlebox interference throughout their evolution. Middlebox resilience is also a shared property of Tor, which comes from fully encrypting control information and enforcing exact sizes, preventing middleboxes from creating protocol ossification [52] complexifying protocol evolution. Other protocol designs, such as TCP, DCCP [31] or SCTP [62, 63] apply encryption following an encapsulation approach without changing much of their initial design.

Cryptography imposed itself as a fundamental requirement for transporting information over the Internet. Applying cryptography is a fundamental paradigm change in Internet communication that

is ongoing, since the widespread availability of cryptography acceleration in hardware [1]. We argue that it should involve questioning protocol wire format designs. We show that a part of the cost of using cryptography within an established session in modern encrypted transport protocols is caused by a conceptual misalignment with the wire format, preventing implementers from efficiently manipulating existing interfaces to symmetric cryptographic primitives, especially on the receiving side.

In this paper, we identify this misalignment and explain how to adapt the protocol wire format using two key design principles to avoid protocol-induced data fragmentation, causing memory copy overheads on the receiver’s implementation. Our protocol design principles permit the implementation of a contiguous zero-copy abstraction on the receiver otherwise impossible to achieve in encrypted transports without touching the established cryptography interface of symmetric encryption. We argue that modifying the current interface to symmetric encryption to obtain a similar achievement could be possible but would be against the current state of knowledge from related side-channel security literature promoting atomic interfaces (i.e., output the whole decryption at once or an error). Furthermore, our suggestions may apply to any future transport protocol involving mixed encryption of control and data.

The structure of the paper is as follows: Section 2 introduces necessary background in symmetric encryption and the QUIC protocol, Section 3 introduces our proposal and how it generically applies to protocols mixing encrypted control and upper-layer data, and a discussion of alternative approaches.

To demonstrate our findings, we choose the QUIC protocol and discuss necessary changes to the QUIC wire image in Section 4. We pursue in Section 5 with a tour of some of the existing efficient QUIC v1 implementations written in C/C++ or Rust to discuss how QUIC specifications are driving software engineering choices and how our findings would help with existing trade-offs. We give insights about the expected efficiency improvement of Reverso for these implementations, depending on their architecture and API choices.

We then introduce quiche, our portable QUIC implementation implementing VReverso forked from Cloudflare’s QUIC implementation. Our efficiency benchmarks in Section 6 report  $\approx 30\%$  efficiency increase for processing QUIC packets compared to the baseline portable QUIC v1 architecture. We also implement an HTTP/3 client and server using QUIC VReverso, and demonstrate that our findings directly translate to HTTP/3 by propagating quiche’s API to HTTP/3’s API supporting applications to process HTTP/3 frame content of arbitrary length in contiguous zero-copy. Eventually, Section 7 discusses specific security considerations for VReverso.

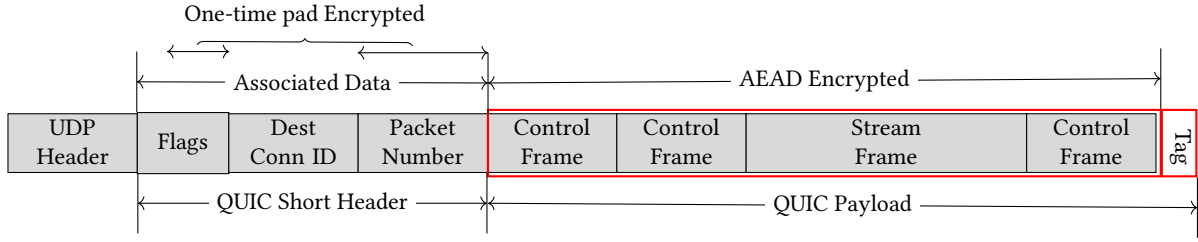


Figure 1: Typical QUIC short header packet, exchanged after the session is established

## 2 BACKGROUND

### 2.1 AEAD ciphers with atomic interface

AEAD [57] stands for Authenticated Encryption with Associated Data and regroups encryption schemes built to ensure data confidentiality and data + associated data authenticity. AEAD encryption outputs the encrypted form of the input data and a tag computed from both the data and the associated data and is usually attached at the end of the encrypted payload. Security notions of such ciphers typically include semantic security under chosen-plaintext attacks and ciphertext integrity thanks to the strong unforgeability of the tag using an Encrypt-then-MAC composition paradigm [7]. The decryption process verifies the tag's validity by recomputing it using the encrypted data and the associated data, then compares the result to the received tag. If those match, the primitive outputs a decryption of the data. If it does not match, the primitive generates an error and decryption halts.

RFC5116 [37] is the proposed standard for interfacing AEADs with any software. In particular, for the decryption operation, the RFC and related literature in protocol side-channel attacks [4, 8, 20] suggest implementers not outputting any cleartext as long as the whole ciphertext and associated data have not been verified. In consequence, typical cryptography libraries with AEAD APIs are atomic; i.e., it requires the operation to be done at once and explicitly prevents partial decryption.

### 2.2 QUIC

QUIC [34] is a transport protocol recently standardized as RFC9000 [28] and supports reliable, confidential, and authenticated stream-based exchange of data over the Internet using an AEAD cipher to encrypt both Application Data and QUIC control information. After the handshake, whose goal is to derive an unpredictable and MITM-resistant symmetric key efficiently, endpoints typically exchange UDP-encapsulated QUIC packets, as depicted on Figure 1, containing a *protected* QUIC short header [64] and the authenticated and confidential payload mixing control information and potential Application-level data. The entire cleartext packet header is the AEAD associated data.

**Two-levels encryption.** QUIC has a two-levels encryption/decryption procedure (Figure 1): the payload is encrypted using an AEAD, and part of the QUIC header is encrypted using a XOR with a key different from the AEAD key and obtained from a per-packet key-derivation procedure detailed in RFC9001 [64], Section "Header Protection". The authenticity of the encrypted information within the header is verified by using the cleartext header (after header

decryption) as associated data to the AEAD's decryption procedure of the payload. If such decryption fails, then it means either the payload or the header has been altered on the wire. Any usage of the decrypted QUIC header before payload decryption occurs must be realized with caution and may leak information about the encrypted header's content, as the information is not yet authenticated. Typical QUIC V1 implementations do not make use of the decrypted QUIC header before the AEAD's decryption succeeds. QUIC VReverso implementations may have to perform a memory allocation after the header is decrypted but before the header is authenticated, and there are safety and security considerations with such an operation. We discuss them in Section 7.

**QUIC features.** QUIC involves features such as connection migration, flexible congestion control, streams, and extensions, such as unreliable datagrams [46] or multipath [14, 35]. Each of these features have their own set of frames potentially mixed together in arbitrary order within a same encrypted packet. QUIC is defined to be the underlying transport protocol for HTTP/3 [10] with a semantic mapping on both protocols' stream abstractions.

## 3 PROTOCOL REVERSO

### 3.1 The State of Encrypted Transport Protocols

As of today, we integrate symmetric encryption into protocol implementations with a layering approach: we have independence between symmetric cryptography usage and the protocol design. That is, we encrypt/decrypt blobs of data without considering how their structure may help packet processing efficiency involving encryption or decryption. In some cases, we may make this choice to maintain backward compatibility or lower friction to deploy encryption with established implementations. For other protocols that cannot function without encryption, such as QUIC, Tor, or SSH, questioning the established design practice offers opportunities.

To understand these opportunities, we first need to generalize encrypted transports. Packets of encrypted transport protocols mixing encrypted control and encrypted data may be characterized as follows:

$$pkt := H_1 \parallel ENC_i(H_2) \parallel ENC_j(P_C) \quad (1)$$

Where: (1)  $\parallel$  denotes concatenation. (2)  $H_1$  is the cleartext transport header. (3)  $ENC_i(H_2)$  represents an encrypted header of the secure transport protocol using encryption scheme  $i$ . (4)  $ENC_j(P_C)$  contains the encrypted payload mixed with protocol-specific controls, potentially using a different encryption scheme  $ENC_j \neq ENC_i$  and a different set of keys.

The payload  $P_C$  may exhibit a structure combining both an arbitrary number of upper layer data fragments and optional control information for the transport protocol:

```

 $P_C ::= \langle \text{chunk} \rangle \parallel \langle \text{chunk} \rangle \parallel \dots \parallel \langle \text{chunk} \rangle$ 
 $\langle \text{chunk} \rangle ::= (\langle \text{header} \rangle \parallel \langle \text{data} \rangle) \mid \langle \text{header} \rangle$ 
 $\langle \text{header} \rangle ::= \langle \text{field} \rangle \parallel \dots \parallel \langle \text{field} \rangle$ 
 $\langle \text{field} \rangle ::= \langle \text{u8} \rangle \mid \langle \text{u16} \rangle \mid \langle \text{u32} \rangle \mid \langle \text{u64} \rangle \mid \langle \text{varint} \rangle$ 
 $\langle \text{varint} \rangle ::= \langle \text{u8} \rangle \mid \langle \text{u16} \rangle \mid \langle \text{u24} \rangle \mid \dots \mid \langle \text{u64} \rangle$ 
 $\langle \text{data} \rangle ::= \langle [\text{u8}] \rangle$ 

```

Where: (1)  $\langle \text{header} \rangle$  is an optional internal protocol-specific control information. (2)  $\langle \text{data} \rangle$  are upper-layer data fragments. (3)  $\langle \text{varint} \rangle$  is a variable-length positive integer whose length-encoding is protocol-specific. (4) The composition may follow protocol-specific ordering constraints.

A few examples. The Tor end-to-end Relay Cell format [48] from a relay perspective:

- $H_1 := \text{TCP Header}$ .
- $H_2 := \text{Relay command, } Enc_i = \text{identity (no encryption)}$ .
- $Enc_j = \text{AES-CTR} + \text{SHA1}$ , and  $P_C := \langle \text{header} \rangle \parallel \langle \text{data} \rangle \parallel \langle \text{header} \rangle = (\text{Recognized} \parallel \text{StreamID} \parallel \text{Digest} \parallel \text{Length}) \parallel \langle \text{data} \rangle \parallel \text{Padding}$ . The ordering is fixed.

QUIC v1 short header packets may be characterized as follows:

- $H_1 := \text{UDP Header}$ .
- $H_2 := \text{Flags} \parallel \text{DestCID} \parallel \text{PktNum}$ ,  $Enc_i := \text{Selective XOR encrypting part of } H_2 \text{ as in Figure 1}$ .
- $Enc_j := \text{AEAD}$ , and  $P_C := \langle \text{chunk} \rangle \parallel \dots \parallel \langle \text{chunk} \rangle$ . Where a chunk is called a frame in QUIC's design defined in RFC9000 [28]. The frame ordering within a QUIC packet is arbitrary. The ordering of  $\langle \text{field} \rangle$  elements within a frame is fixed.

We make the observation that, as currently designed, encrypted transport protocols cannot be implemented with a contiguous zero-copy interface. Indeed, in encrypted transport implementations, the receiving pipeline copies data to assemble a contiguous buffer of decrypted bytes. Copies are necessary due to data fragments being mixed and surrounded by protocol-level control information in  $P_C$ . When  $P_C$  is decrypted (typically in-place), the implementation processes some control information, tracks data fragments, and finally delivers them to the application. If the reading interface to the application is implemented as providing a contiguous set of bytes, processing data would require a copy for each data chunk to provide a contiguous stream of bytes. These copies may consume non-negligible CPU work, depending on the data location in the system's memory layout (L2, L3 cache, or main memory).

If the interface to the application offers fragments, non-contiguous bytes may be passed to the application as they come in, unless the protocol has a data ordering constraint and fragments are not received in order, implying copies to buffer them until the ordered fragments come in. In either case, the application may need to buffer and reassemble the fragments, involving copies nonetheless.

Changing the structure of the protocol information can safely and securely unlock contiguous zero-copy receivers in implementations of encrypted transport mixing protocol control and upper-layer data. Our approach may be applied to any of these protocols but we expect it to better benefit the ones with a stream abstraction whose data fragments are eventually meant to be reassembled before data processing (e.g., QUIC, Tor, TLS1.3/TCP, TCPLS, SSH).

### 3.2 Applying Reverso

We derive two key principles for protocol specification supporting optimize-out copies in implementations of encrypted transports but impacting how we process decrypted bytes, now reading backward once a packet is decrypted instead of reading forward. We first present the principles, then demonstrate how they can eliminate data copies.

**Principle 1.** To support backward processing of decrypted content in  $P_C$ , the order of  $\langle \text{field} \rangle$  elements in each  $\langle \text{header} \rangle$  is reversed. For instance, a  $\langle \text{header} \rangle$  with: type  $\langle \text{u8} \rangle$ , fieldA  $\langle \text{u16} \rangle$ , fieldB  $\langle \text{u64} \rangle$  becomes: fieldB  $\langle \text{u64} \rangle$ , fieldA  $\langle \text{u16} \rangle$ , type  $\langle \text{u8} \rangle$ .

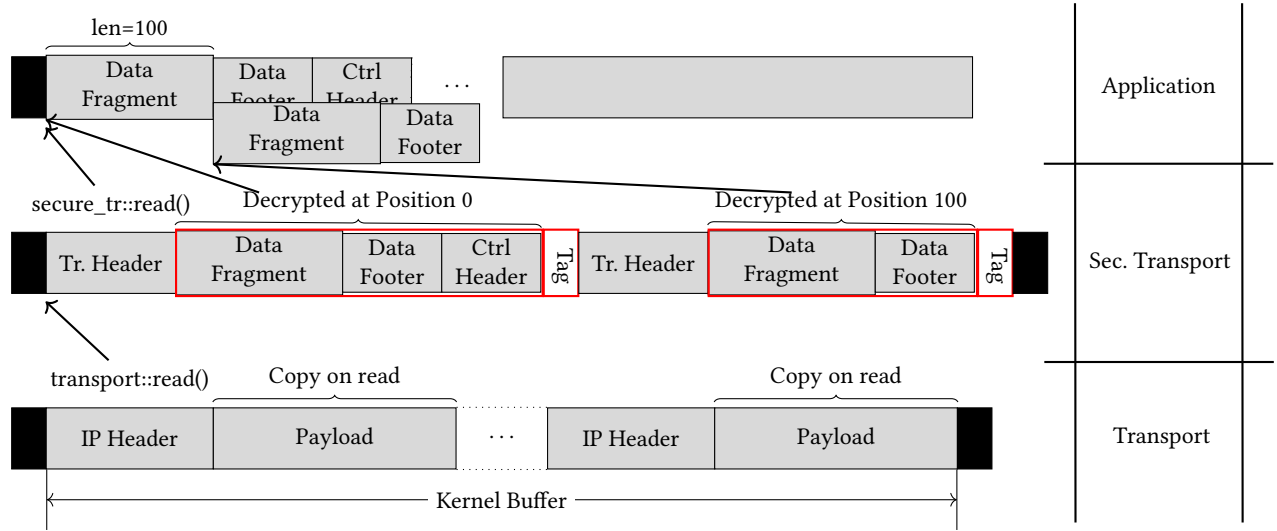
**Principle 2.** The order and number of  $\langle \text{data} \rangle$  fragments within a single encryption matter. The data fragment itself must always appear as the first element, followed by its associated  $\langle \text{header} \rangle$  (referred to here as the data footer). Next, any number of control headers in any order may be included, limited only by the packet boundary. When multiple  $\langle \text{data} \rangle$  fragments are written within  $P_C$ , zero-copy processing at the receiver is achievable only for the first fragment. Finally, the ordering of  $\langle \text{field} \rangle$  elements within all headers, including the data footer, conforms to Principle 1.

If these two principles are part of the protocol specification, then implementations may optimize the transport read interface to the above layer and remove the copy requirement. We may achieve it by exploiting the hidden copy within the cryptography primitive without changing how cryptography libraries expose their service (i.e., during decryption, it stores the result at a destination specified by the caller) and mirroring the read operation while processing the decrypted data.

Figure 2 details this process, which generalizes to any transport protocol involving modern symmetric encryption. In the protocol implementation, *instead of decrypting in place, we decrypt into the above layer's buffer*. There are many options to manage such a buffer. For the simplicity of our explanations, it can be seen as a contiguous memory space allocated by the above layer, and for which the encrypted transport layer holds a reference.

After decryption, *the implementation can safely jump to the end of the buffer* (since the encryption size is always known), *and process the information backward* until it reaches the decrypted upper-layer data at the leftmost position. This right-to-left backward processing is enabled by reversed headers.

*To construct a contiguous data buffer without copying, the first byte position of a packet's data footer can serve as the decryption destination address for the next packet.* This approach overwrites the



**Figure 2: Data moving up the stack while applying Reverso. A copy of the whole data is prevented in between the secure transport and the upper layer. Made possible by reversing control information ordering, and by reading the decrypted information from right to left instead of the usual reading from left to right thanks to the reversed control. Red borders refer to the AEAD encryption of  $P_C$ .**

previous packet’s control information with the next data fragment via the cryptographic primitive’s hidden copy, yielding a contiguous data array that can be passed to the upper layer in a buffer-less manner (without more copying and buffering for reassembly).

A few critical remarks regarding this technique:

1. If the position of control elements within the encrypted layout is predictable by the receiver, i.e., the element’s position in  $P_C$  is not arbitrary, then we may only apply the second principle. It would result in processing the control from left to right with the classical wire format, although with a data control expressed as a footer rather than a header.

2. If the secure transport protocol offers a multi-stream abstraction, then ID information about the leftmost <data> within  $P_C$  must be written in  $H_2$ , ideally encrypted and authenticated. This information is decrypted first independently of  $P_C$  (independent algorithm and independent keys) and should then serve as a buffer selection mechanism for  $P_C$ ’s decryption.

3. To guarantee the efficiency of Reverso, the decryption of data fragments must happen in order. If the packets in the buffer obtained from “transport::read()” are decrypted unordered, then the implementation must save a copy of the decryption. To understand why, we may look again at Figure 2, and assume that the data fragment to be decrypted at Position 0 appears second in the transport buffer (not in order). The unordered fragment decrypted first at Position 100 would need to be copied because part of the control information from the first encryption may override part of the data during the decryption process. Mixing unordered and ordered packets would result in a partial improvement in proportion to the number of ordered sequences. Unordered packets would make the efficiency situation for handling them similar to today’s protocol implementations. However, this can be avoided. The transport specifications could allow the receiver to know the decryption order, for example,

by an explicit per-stream numbering in the protected transport Header (encrypted) to support reordering before decryption, or by using a reliable bytestream underneath (e.g., TCPLS).

4. In the case of a multi-stream encrypted transport, fragments of large streams should ideally not be multiplexed within the same packet to guarantee zero-copy for each stream.

5. A protocol supporting Reverso would have to bump its version number, as the structure of the protocol messages changes.

### 3.3 Why Reverso?

The approach that we suggest requires revisiting the protocol wire format. For existing protocol implementations, a minimal supporting implementation means bumping up the version, having separate code to parse the new wire format and process control information backward, and respecting the order requirement for sending data. Other approaches may be possible, but suffer from serious downsides.

**Revisiting the Cryptography Interface.** One other approach than changing the protocol layout could be to revisit the cryptography interface and give more flexibility to manipulate the encrypted bytes, for example, to decrypt and process control information in  $P_C$ , and then decrypt the data segment into a location depending on the processed control. However, this would be going against the current security wisdom gained from the scientific literature showing many catastrophic failures due to side-channels exploitations in implementations of highly used protocols in the past with flexible APIs, such as OpenSSH [4] for the SSH protocol, OpenSSL for the TLS protocol [12], or MAC-then-encrypt configurations of IPsec [16].

In consequence of such events, Bernstein *et al.* explicitly argued for an atomic interface regarding AEAD capabilities to defend potential padding oracles [11, 53, 66] and potential timing side-channels

that existed against major cryptography libraries in the past [8, 12]. The standardization of the AEAD interface, RFC5116 [37], accounts for these concerns and recommends a limited set of input/output driving implementations towards exposing an atomic interface, which is eventually what most cryptographic libraries do, therefore making the protocol layout change the reasonable option.

Furthermore, encrypted transport protocols are designed to be extensible, usually have a version negotiation procedure, and are not expected to suffer from ossification [43] past the handshake due to their random looking layout on the wire (once encrypted). As a consequence, applying Reverso to an existing encrypted protocol should not be a hindrance other than potentially negotiating and maintaining multiple versions.

**Interface with more than one Destination Buffer.** For protocols for which the position of the data and control information within the encryption is predictable by the receiver, one may use an AEAD interface that supports more than one output buffer, and use the inherent copy happening during decryption to reassemble the data and move away the control. In such case, the first principle described in Section 3.2 is unnecessary. The second principle still applies. For example, the OpenSSL library supports calling multiple times `EVP_DecryptUpdate()`, which we may use to split the decryption of data and control in two different output buffers.

There are no particular benefits of using multiple destination buffers compared to using a single destination by overriding the previous packet's control, as introduced in Section 3.2, neither such an interface is available for all standardized ciphersuites (e.g., AES-CCM is not supported) or available in many cryptography libraries, creating a conflict between optimizations, functionalities, and security for protocol implementations wishing to support more than one cryptography backend and optional standardized ciphersuites. Furthermore, this approach requires more meta-data overheads to indicate the position of the encrypted control. In some protocols, such as QUIC, the meta-data could be added to the encrypted header, but such a header does not exist in every encrypted transport protocol.

## 4 REVERSO FOR QUIC

The QUIC protocol is an interesting candidate to apply Reverso. Indeed, as the original QUIC paper wrote [34], QUIC focuses on rapid feature development, evolution, and ease of debugging but not CPU efficiency. Therefore, any efficiency-centered design boost of the QUIC Transport protocol should be welcome, as it helps with QUIC's core weakness. The adaptation we suggest follows the design principles in Section 3.2, and we call the resulting protocol QUIC VReverso. Importantly, VReverso does not add, remove, or modify any of the QUIC features, nor do they negatively impact QUIC's extensibility and security such that the protocol's intended goals remain untouched. We summarize the changes and then discuss some important details.

(1) **Stream Frame first, then control frames.** QUIC V1 does not establish any ordering in a QUIC packet among frames. QUIC VReverso prevents fragmentation by forcing the reversed Stream Frame to be the first encrypted element (if any). Other control frames can then be added within the packet in any order.

(2) **Reversed frames.** The wire format of all QUIC frames is reversed. Reversing all the fields means that programming the processing order in VReverso (from right to left) is the same as QUIC V1 (from left to right) with a buffer abstraction that rewinds instead of consuming forward. Existing code should need very light adaptation to support the new wire format, assuming the existence of a buffer abstraction whose cursor can move forward or backward.

(3) **A few more bytes in the short header.** QUIC supports multiple streams and due to UDP, packets may be unordered. Because of it, we need meta-data to indicate in which Stream's buffer the QUIC payload must be decrypted. It adds 2 to 8 bytes in the worst case in the short header expressing variable integers containing the ID of the leftmost Stream frame within the packet and its data offset (2 to 8 bytes less for the payload). These added bytes are protected using the QUIC short header's protection mechanism [64].

(4) **Multiplexing.** The packet may contain other Stream frames with other Stream IDs effectively multiplexing several streams within a single packet. We *recommend* in VReverso not to do any multiplexing for multiple large streams to the peer, as contiguous zero-copy would only be guaranteed for the Stream ID indicated in the QUIC VReverso short header. Note that QUIC V1 implementations usually put as much data from a single stream within a QUIC packet, and build fairness by rotating which next stream fills the next packet, resulting in no multiplexing in expectation [36]. VReverso only gives more incentive to limit Stream frame multiplexing but does not prevent it for meaningful use cases (e.g., multiplexing multiple HTTP requests each in their own stream within a single packet).

### 4.1 Reversed QUIC Frames

We reverse every QUIC frame to support processing the information from right to left. For example, the Stream Frame defined in QUIC V1 (RFC 9000 [28]) to carry application data would have the following structure once reversed:

App Data		} Stream Payload
[Length (0 - 16)]	[offset (0 - 64)]	
Stream ID (8 - 64)		} Stream Ctrl
Type (8)		

Instead of starting from the Type (8) value, and closing with the App Data, the structure ordering is reversed. A particular detail of attention lies in the variable-length integer definition, which we also require to reverse within Frames. QUIC commonly uses a variable-length encoding for positive integer values within most QUIC Frames to reduce control overheads. The length of the integer is encoded within the field's two most significant bits in QUIC V1. With Reverso, we require the length (in bytes) to be encoded within the two least significant bits to accommodate backward processing of the data.

Other QUIC frames are then processed with the same logic, consuming all control information until the reading cursor rewinds to the application data position, if any. This principle would also



apply to all standardized and ongoing discussed QUIC extensions, since it fundamentally requires respecifying RFC 9000 [28]'s frames format.

## 4.2 Extended QUIC Short Header

QUIC has the particularity to offer a Stream abstraction to the application layer, meaning that the application can steer independent data through different streams. This capability implies independent buffers on the receiver side. Therefore, regarding Reverso, we must know before decrypting the payload to which Stream ID the encrypted data belongs, if any. Moreover, since QUIC reads data from an unreliable channel, we must also indicate the data's offset. We enable this by securely extending the XOR encryption within the QUIC short header. The QUIC short packet header is extended as follows:

```
1-RTT Packet {
  Header Form (1) = 0,
  Fixed Bit (1) = 1,
  Spin Bit (1),
  Reserved Bits (2),           # Protected
  Key Phase (1),              # Protected
  Packet Number Length (2),   # Protected
  Destination Connection ID (0..160),
  Packet Number (8..32),      # Protected
  Stream ID (8..32),          # Protected
  Offset (8..32),             # Protected
  Protected Payload (0..72),  # Skipped Part
  Protected Payload (128),    # Sampled Part
  Protected Payload (...),    # Remainder
}
```

**Listing 1: A QUIC VReverso packet with header protection. Added values in red, modification in orange compared to QUIC v1**

The short header would now contain the encryption of two new variable-length integers using similar encoding to the packet number specified in RFC9000's appendix: the Stream ID of the encrypted Stream Frame if any, or 0 if none, and the data offset. Shall QUIC officially support Reverso, Stream ID 0 would become reserved to indicate to the receiver that the QUIC packet only contains control information (hence, real Stream IDs start at value 1). Since we decided to use at most 4 bytes to encode the Stream ID, for which 2 bits indicate the length of the offset packed next, it constrains the peers to have an upper limit of  $2^{30}$  streams opened at any time. In most use cases, applications would limit opening streams to a much lower value over QUIC's transport parameters during the handshake, since opening many streams consumes memory to store state information.

Recall from the background Section 2.2 that QUIC has a two-level encryption, where part of the header is encrypted using a XOR with a per-packet key. Therefore, extending information within the QUIC 1-RTT Packet's header requires extending the key size too, since both informations are XORed together and must be the same length. In RFC 9001, they call this key a mask. The mask is derived from the underlying Pseudo-Random Function (PRF) selected for the current connection. It is either AES, or CHACHA20, producing

an output length of a minimum of 16 bytes. The current header protection applies a XOR operation between the mask and with at most 5 bytes of header plaintext, up to the Packet Number (at most 5 bytes because the Packet Number has a variable length). In consequence, we have 11 more bytes of the PRF's output trivially available to XOR with any extension. To take advantage of Reverso in a multi-stream context, we are required to extend the short header with at most 8 protected bytes. Therefore, we truncate the existing one-time pad key to 13 bytes instead of 5.

Eventually, since we add two variable-length integers, we also need modifying the sampling offset of the encrypted payload used as an input to the PRF. In QUIC v1, 24 bits are skipped to account for the variable-integer Packet Number length, which is a guarantee for the receiver to always sample into the AEAD ciphertext. As a side-effect, it constraints the sender to prepare QUIC packets with a minimum payload length (in bytes) of

$$\text{min\_payload\_len} = 20 - \text{tag\_len} - \text{pn\_len}$$

to ensure that the receiver has enough bytes to sample [64]. Typical QUIC v1 implementations may safely set a minimum payload length value of 3 bytes given the current usage of 16 bytes tags.

For QUIC VReverso, we need skipping 72 bits to keep the same guarantee as QUIC v1 with the two new variable integers. As a side-effect, the relation for the minimum payload length becomes:

$$\text{min\_payload\_len} = 28 - \text{tag\_len} - \text{pn\_len} - \text{stream\_id\_len} - \text{offset\_len}$$

From this relation, a QUIC VReverso implementation may safely set a static minimum payload length value of 9 bytes given the current usage of 16 bytes tags (i.e., 9 is the max result the relation may produce).

## 5 A TOUR OF QUIC IMPLEMENTATIONS

The QUIC protocol specifications have been recently standardized as RFC 9000 [28] after years of efforts starting from Roskin@Google's experimental protocol [58] building a virtuous circle between specification guidance and implementation feedback. The circle does not end with the publication of the RFC. QUIC is designed to resist middlebox interference to protocol extensibility, allowing the circle to continue after deployment [17, 26, 43]. Our effort for VReverso lies in continuing this circle. We aim at auditing existing QUIC stacks, leveraging insights for the potential next iteration of QUIC, and providing an implementation to sustain our feedback.

### 5.1 Existing Efficient QUIC Stacks

We reviewed 6 QUIC implementations (See Table 1) to estimate the expected benefits of applying VReverso concerning their implementation architecture choices. Multiple considerations influence the resulting architecture and performance. Each project is free to decide what consideration they care about the most, such as seamless integration in applications or portability concerns over various OS platforms. Among the existing QUIC implementations listed by the QUIC IETF working group [67], we looked into the ones that explicitly mention targeting better efficiency or claiming strong performance, and for which we have experience in the programming language being used (C/C++, Rust). We can categorize the implementations into two different architectures. We refer to

them as **layer architecture**, and **module architecture**, defined as follows:

**Layer architecture.** Implementations within this class follow the OSI conceptual layering model and aim to provide applications a full abstraction to exchange secure bytes between two endhosts over the network, with the additional benefits that the QUIC transport design provides, namely extensibility, migration, and multiplexing with HoL blocking avoidance. As a result, applications using this architecture do not have to directly touch the OS's network abstraction. The QUIC library would do it for them. The interface of these QUIC libraries typically mimics the insecure layer, which they replace, "looks" straightforward to use from the application developer's viewpoint, and hides to the application the added complexity brought by new multipath features such as migration. However, portability to different systems and lower layer IO capabilities is in charge of the QUIC library.

**Module architecture.** Implementations within this class aim to provide applications a module to prepare or process QUIC packets, acting as an IO interface with no expected dependency on the system. As a result, the application is still responsible for sending or receiving bytes on the network, which technically offloads portability concerns to the application. QUIC libraries with this architecture typically have a smaller code footprint, but a more complex interface and/or lower efficiency than the layer architecture due to the added inputs/outputs for sending and receiving information.

Name	Git Head on	Owner	≈ratio memops/dec	Lang.	Arch.
quiche [23]	bba00c2	Cloudflare	36%	Rust	module
quicly [42]	8046973	Fastly	7%	C	module
quinn [41]	36d2b85	D.Ochtman <i>et al</i>	9%	Rust	layer
MsQuic [6]	b215b46	Microsoft	6.6%	C/C++	layer
picoquic [27]	be0d99e	C. Huitema	5%	C	layer
XQUIC [5]	907be81	Alibaba	42%	C	module
quicheh	83e3c0d	This paper	0%	Rust	module

**Table 1: List of reviewed QUIC V1 implementations with performance claims that would benefit additional improvements with VReverso. Ratio estimation performed through profiling combined with code inspection.**

Our Table 1's review yielded the following observations and insights:

(1) **Protocol induced full data copy.** All QUIC implementations require at least one copy of all Stream data on the receive path for stream data reassembly, as expected from the QUIC protocol design version 1 which is forcing this behavior upon implementers due to data fragmentation, as discussed in Section 3.

(2) **Confusing usage of "zero-copy".** Some implementations work around the memory copy caused by the QUIC design by optionally offering an interface with pointers to chunks having the size of the decrypted stream frame instead of contiguous data, and call it zero-copy. However, it is not. This approach requires the applications to copy into a contiguous array to process any information across QUIC data frames, which is essentially offloading QUIC's design limitation to the application.

(3) **Efficiency impact of architectural choice.** Layer architectures are more likely to yield a more efficient implementation due to controlling interactions with the OS Network abstraction,

controlling buffers and henceforth avoiding some usage of memory operations. Module architectures on QUIC V1 may have less control by design if they do not own the data received from socket IO, which implies memory operations for memory safety reasons to handle all data fragments and to deal with QUIC's complexity, such as reordering. Layer architectures require however much effort to compare on portability with module architectures, since these implementations have to write code to handle the different networking abstractions they want to support. This fact explains why those implementations may typically have a larger code footprint, assuming everything else is equal (e.g., the amount of testing coverage).

(4) **Impact of the API choice.** API choices for a module Architecture may further require an additional copy over the full data path. The memory ownership of the data pulled from the OS Network abstraction usually belongs to the application in such architecture implementations. With simple interfaces between the application and the QUIC library, the QUIC library has to take ownership by copy of the data. One exception in the quicly implementation, where a more complex choice for the API and ownership model supports the library to reassemble the Stream data of different packets and take ownership with a single memory copy, while other implementations involve at least two copies and transient allocations/deallocations to achieve the same goal, but benefit from a more comprehensive interface for the application developers. Another exception is quinn which internally uses quinn-proto, a module architecture of the QUIC protocol. quinn-proto takes ownership of incoming data to avoid a second memory copy, at the price to constraint the embedding of quinn-proto (e.g., quinn) to manipulate received bytes in heap-allocated segments (stack allocation for data would not be memory safe).

Designing a networking API is a challenging task with important considerations for conflicting criteria such as usability, safety, performance and portability. We discuss observations with more details in Appendix .2, and give some rationale on how to design an API to offer contiguous zero-copy for a module implementation using QUIC VReverso.

(5) **Benefit Estimation of VReverso.** We profile each QUIC stack in a similar single-stream download scenario in which we continuously reassemble 1MiB of contiguous stream data before dropping it, and we measure the cost of internal memory operations caused by the QUIC V1 design relative to the cost of decryption within each stack (optimized with AES-NI and PCLMULQDQ hardware instructions for AES-GCM in each stack) to provide comparable results between stacks based on a common baseline cost. Our measure captures the expected benefits VReverso could have on each stack's packet processing: it can be interpreted as an approximation for lowering the decryption cost by the indicated percentage (Table 1). Module architectures contain more memory operations and management due to data fragmentation and lack of control over the Application's buffered data. quicly is an exception among module architectures that cleverly solves the second problem at the cost of a more complex API and memory model, which brings it to similar efficiency to layer architectures while maintaining portability. Its conceptr designed quicly to be used primarily with its own HTTP/3 server implementation, and is not designed for ease of integration.

A question we consider is whether we can maintain a simple and elegant API, such as the one offered by quiche while improving on its efficiency limitations. The result of this endeavor would be to unify benefits of both architectures: a QUIC VReverso implementation that is portable, efficient with no transient allocations/deallocations, no copies due to fragmentation, and would be easy to integrate into an Application.

## 5.2 Engineering overview of quicheh

We present quicheh, our QUIC implementation supporting QUIC V1 and QUIC VReverso. We base our implementation on Cloudflare's Rust implementation of QUIC V1 quiche, and follows a module architecture as well. Indeed, quicheh has no dependency on the system and has a straightforward interface to applications, applying our findings discussed in Sections 3, 4, 5, including the contiguous zero-copy receive API discussed hereafter and further detailed in Appendix .2. As a consequence of this new QUIC protocol version, we can avoid internal memory management for each packet and two copies of the full application data inherent to quiche while preserving its elegant API. To show the benefits of VReverso, we also modify quiche's internal HTTP/3 module to make use of the new API, resulting in the possibility to write an HTTP/3 client and server with increased efficiency, which can process both the HTTP state machine and HTTP data (i.e., HTTP queries and responses) in contiguous zero-copy. Indeed, HTTP/3's stream semantic is a direct mapping to QUIC's stream semantic, and therefore a design optimization in the QUIC protocol may directly benefit HTTP/3.

The implementation effort represents about a few hundred lines of change in quiche to make the protocol compatible with VReverso. Once compatible with VReverso, the implementation may stay as-is with similar efficiency than previously. Then, the amount of effort required to make it copy-free is likely variable from one implementation to another. For quiche, we added approximately 7k lines of code to adapt its internal, support both protocol versions, and eliminate copies when VReverso is negotiated. These 7k LoCs comprise the adaptation of more than 400 unit tests within quiche covering all features of QUIC V1 and VReverso to hopefully assert quality. The resulting implementation and documentation are open-sourced at <https://github.com/frochet/quicheh>.

**5.2.1 quiche and quicheh's interface and ownership model.** quiche and quicheh are module architectures providing an IO interface to the application for building and processing QUIC packets. We preserved quiche's initial choice to provide a straightforward interface with no system dependency. quiche's receiving pipeline is an IO interface for processing contiguous encrypted bytes. The application has to give the encrypted bytes to the library, and then can expect to read from the decrypted stream data if a `conn.readable()` interface returns any 'stream\_id' for a Stream with outstanding data to read. It looks as follows (for readability, quiche and quicheh's APIs are prepended with their stack name):

```
// Gives encrypted bytes contained in `buf`
// to QUIC. Returns the number of bytes
// processed or an error code.
fn quiche_rcv(
    &mut self, buf: &mut [u8],
    info: RecvInfo,
```

```
) -> Result<usize>;
    ↓ forall readable streams
// Receives decrypted stream bytes in out
// and returns how much has been written,
// and whether the stream is fin. The
// caller is responsible for providing a
// buffer large enough.
fn quiche_stream_rcv(
    &mut self, stream_id: u64,
    out: &mut [u8],
) -> Result<(usize, bool)>;
```

↻ Back to quiche\_rcv()

quicheh merely modifies and extends the current API by providing a pool of buffers for the application to use and pass to the `quicheh_rcv()` and `quiche_stream_rcv()` calls renamed `quicheh_stream_peek()` to capture the fact that this API is not moving memory out of internal buffers. Furthermore, quicheh exposes one more API call named `quicheh_stream_consumed()` optionally used after peeking bytes from a stream to mark the data as consumed. In summary, to process QUIC packets, the application has to perform the following steps:

1. Instantiate an application buffer object provided by quicheh. This is done once for the whole lifetime of the connection.

```
let mut appbuf = quicheh::AppRecvBufMap::default();
```

2. Retrieve the UDP packets using any method of their choice (e.g., using a kernel syscall or any kernel bypass such as DPDK [21]). The chosen method may also involve zero-copy of data received from the lower layer, which is independent of the optimization VReverso provides. 3. Give the UDP packets containing the encrypted QUIC packets to quicheh's `quicheh_rcv()` interface alongside a reference to the application buffer created.

```
// Gives to QUIC encrypted bytes contained
// in `buf`. Returns the number of bytes
// processed or an error code.
fn quicheh_rcv(
    &mut self, buf: &mut [u8],
    appbuf: &mut AppRecvBufMap,
    info: RecvInfo,
) -> Result<usize>;
```

4. The application may then get notified of any Stream ID with outstanding available data, and read from the stream using a `quicheh_stream_peek()` interface. The application receives a reference to the shared contiguous per-stream buffer with outstanding decrypted data to process.

```
// Receives contiguous bytes from the
// internal stream buffer, starting from
// the first non-consumed byte. Those bytes
// are contained inside the exposed type
// AppRecvBufMap and returned as a
// contiguous array of bytes.
fn quicheh_stream_peek<'a>(
    &mut self, stream_id: u64,
    appbuf: &'a mut AppRecvBufMap,
) -> Result<(&'a [u8], bool)>;
```



5. Notify quiche with the number of bytes consumed using a `quiche_stream_consumed()` interface.

```
// Tell the QUIC library how much we
// have consumed on a Stream.
fn quiche_stream_consumed(
    &mut self, stream_id: u64,
    consumed: usize,
    appbuf: &mut AppRecvBufMap,
) -> Result<()>;
```

In summary, the application owns the application buffer `appbuf` and gives a mutable reference to the quiche library, which then sends back a reference to the underlying contiguous range of outstanding bytes to read for a given stream (when calling `quiche_stream_peek()`). That is, the application and the library share a contiguous memory space for data, and that memory is owned by the application but managed by quiche through a mutable borrow, and a signaling mechanism built from the API design (e.g., the `quiche_stream_consumed()` interface). Without contiguous zero-copy, we typically have separated buffers with copies applied to move the data. Our engineering is similar to lower-layer optimizations, such as `io_uring` in Linux or `StackMap` [70]. The novelty is to observe that such ideas are now possible with encrypted transport protocols assuming they adapt their wire layout to match with the design principles discussed in Section 3. Note that the current API may be extended to emit arbitrary sized chunks of internal stream buffers in zero-copy in expectation, which could be useful for independent multithread processing of streams. This is a limitation to the current version, for which further engineering may lift and analyze its impact in a future work.

## 6 EFFICIENCY EVALUATION

The following experiments aim to evaluate the efficiency benefits of VReverso on the received code path with microbenchmarks and a real-world experiment. The precision required for the microbenchmark evaluation makes such experiments sensitive to the architecture choice, API choice and language used, making these results valid only for quiche or any other implementation sharing the same characteristics.

### 6.1 Microbenchmarks

**Methodology.** We use Criterion [25], an established statistics-driven benchmarking library for Rust code. Our benchmarking code isolates and compares the whole processing pipeline of QUIC packets for quiche implementing QUIC V1 and quicheh implementing QUIC VReverso using what we could call a perfect pipe between the sender and receiver (no performance impact from the pipe) resulting from our setup methodology. We measure the CPU-time spent processing a given quantity of application data in several microbenchmarks, hopefully precisely capturing VReverso's efficiency improvement in three experiments. That is, the microbenchmarks capture and compare the speed for both implementations to process QUIC packets, in a reliable and reproducible way, where every other contributing factor to CPU load than QUIC's processing code is explicitly not captured (i.e., a perfect pipe assumption).

For all experiments, we report Criterion's best estimate of the processing throughput within the two libraries with a confidence

interval of 95% over 5000 runs for each microbenchmark. For reliable comparison, we use the Linux utility `cpupower` to set the processor's min and max frequency to its nominal value before the experiment, and we use the Linux utility `taskset` to pin the experiment over a single core. All experiments are single-threaded. We use a maximum datagram size of 1350 bytes, to obtain measurements matching the datagram size expected to work best in the real world, as recommended by Google [24]. Note that while we compare efficiency based on a throughput metric, those experiments are not designed to maximize throughput, but to reliably compare two designs (QUIC V1, and QUIC VReverso on a portable QUIC implementation forked from quiche).

#### (Fig. 3a) Benchmarking on several processors architectures.

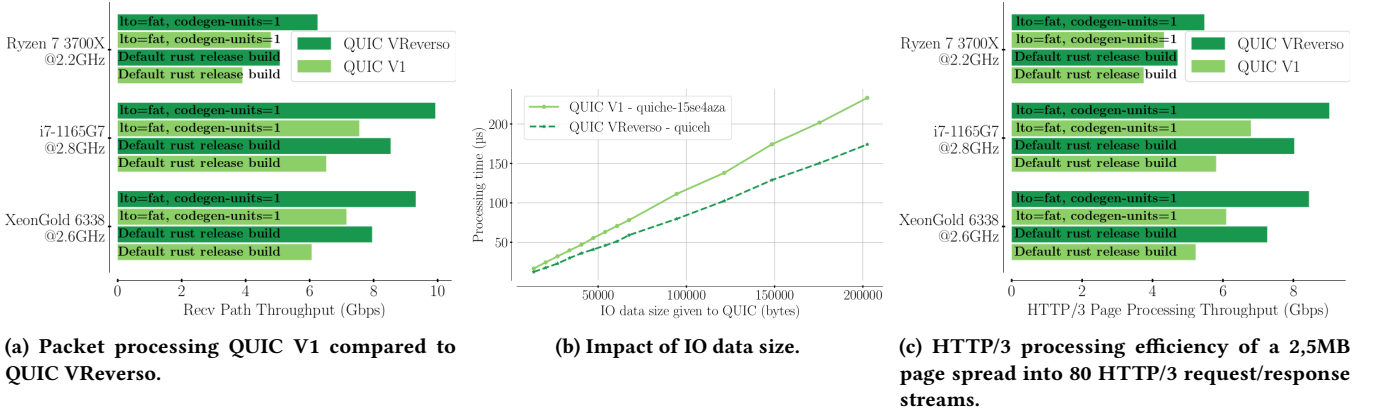
Fig. 3a displays results evaluating the processing speed of a full initial congestion window (10 packets). Applying VReverso, we were able to optimize out two memory copies of all the application Data.

Compared to the baseline, VReverso is increasing the throughput of QUIC packet processing by  $\approx 30\%$  for all three tested processors using Rust's default build configuration with ThinLTO [30]. The improvement is consistent with  $\approx 30$  to  $31\%$  higher efficiency when we compile both libraries using fat LTO. This is an interesting result showing that VReverso's benefit is directly cumulative to efficiency benefits from compiling with a better optimization level. Altogether they improve packet processing by  $\approx 52\%$  on quiche's default build, across all tested configurations on their base rate frequency.

Interestingly, our results show that the efficiency gain from VReverso is stronger than cross-module Link Time optimization over all quiche's crates dependencies (fat LTO). This compiler optimization can lead to significant benefits, as depicted here, but it is rarely used by large projects with many dependencies due to a significant increase in build times.

#### (Fig. 3b) Varying the number of packets fed into the QUIC library.

Typical usage of either quiche or quicheh, as per their design architecture, implies the application reading data from the OS Network abstraction, and then feeding it to the library for processing. The quantity of data read at once is a value up to the maximum OS's receive buffer size, potentially containing multiple datagrams and multiple QUIC packets. In our experiments, the maximum receive buffer size is Linux's default value of 212992 bytes, meaning that the application is expected to give a quantity of data in the interval  $[0, 212992]$  to quiche or quicheh's `recv()` interface. Indeed, the expectation is that after draining the data from the network, the application would then directly pass it to the QUIC library (there is no incentive to hold on to it and pass more than 212992 bytes, unless the application tweaks the socket option `SO_RECVBUF`). Figure 3b captures this assumption by benchmarking multiple lengths of buffered data passed to the QUIC library, those lengths being themselves a multiple of the UDP maximum datagram size we're using (1350 bytes). The goal of this experiment is to show the expected efficiency gain across this range of potential events, giving us a proxy of the expected efficiency of quicheh's packet processing in the real world if applications start using our design. Our measures show a decrease of data processing time of  $\approx 26\%$  across the x-axis. Note that increasing the size of the kernel's `recvbuf` is then expected to increase throughput on large bandwidth, since there is no negative effect on the QUIC receiver.



**Figure 3: Microbenchmarks comparing QUIC to QUIC VReverso on a Module architecture implementation design. Results averaging 5000 runs with C.I. of 95% (interval too small to appear).**

**(Fig. 3c) Powering up HTTP/3 with VReverso.** Our implementation also exposes a zero-copy API for processing HTTP/3 requests or responses. This implementation is an extension of quiche’s internal HTTP/3 module, and modifies it to directly pass to the application quicheh’s contiguous data. Internally to the HTTP/3 module, all control information (e.g., handshake-related information) is also processed in zero-copy directly from quicheh’s contiguous stream data. Since HTTP/3 is technically an application protocol directly built atop QUIC, then any efficiency improvement in the QUIC protocol would translate to an opportunity for an efficiency improvement in the HTTP/3 implementation. In our implementation, we support exposing HTTP/3 Data frame of arbitrary length in zero-copy. The HTTP/3 protocol itself is untouched but requires negotiating QUIC VReverso to benefit from the contiguous zero-copy. Demonstration of this claim is given in Figure 3c. Reverso’s optimization directly translates to HTTP/3, and we report  $\approx 38\%$  data throughput improvement on both the XeonGold and the i7 processors. We, however, noted that the efficiency improvement was  $\approx 26\%$  on the Ryzen, and would increase to  $\approx 30\%$  by batching a smaller quantity of UDP packets at once to quicheh. This result shows that the Ryzen, in contrast to the intels, is more sensitive to different input sizes in the library. A smaller L2 cache for the Ryzen may explain the result.

Note that the interface of the H3 module to the application also have minor changes to support the contiguous zero-copy abstraction. We adapted the original quiche’s HTTP/3 client and server demonstration application to support quicheh. A demonstration server running both the new QUIC protocol and QUIC V1 underneath HTTP/3 is available at <https://reverso.info.unamur.be>

## 6.2 Real-world benchmarks

**Reordering in the wild.** The microbenchmark results assume a perfect pipe where no reordering happens. The perfect pipe experimental setup was designed for a reliable and precise comparison of the impact of VReverso over a typical QUIC implementation. Of course, the Internet is not perfect. Therefore, we aim to evaluate the likelihood of packet reordering on the Internet using our new

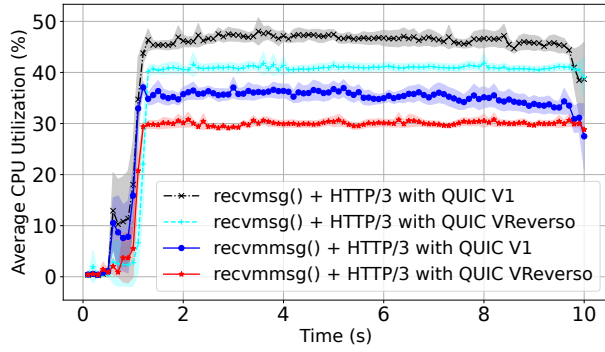
$\downarrow C, \rightarrow S$	BE	FR	DE	CA	SG	AU	PL
BE		99.74	99.76	99.52	99.72	99.52	99.73
FR	90.11		99.96	99.94	99.90	99.90	99.92
DE	89.36	99.96		99.88	99.89	99.89	99.91
CA	96.90	99.90	99.90		99.84	99.92	99.96
SG	94.30	99.90	99.88	99.92		99.92	99.92
AU	98.39	99.92	99.89	99.94	99.90		99.96
PL	96.00	99.85	99.84	99.93	99.79	99.92	

**Table 2: Ratio (in %) of ordered QUIC packets from HTTP/3 transfer with VReverso in between vantage points acting as both server (S) and client (C) from countries in America, Europe, Asia and Oceania (100 Mbps Internet connectivity).**

QUIC version. As previously explained in Section 3, a packet not arriving in order has the consequence of implying a copy.

To the best of our knowledge, a single research paper looked at UDP reordering in the wild in 2004 [72] stating UDP reordering as a rare event. Since it is reasonable to assume that the results could be different after 20 years, we aim at verifying whether reordering is still rare today. We set up a few vantage points in North America, Europe, Singapore and Australia and we performed 20 HTTP/3 VReverso downloads of 2.5MiB content between each peer, each acting as a client, and then as a server. We record whether the packets were received in order, and for which contiguous zero-copy as introduced in Figure 2 was performed thanks to our protocol changes.

Table 2 shows that an overwhelming fraction of the data transfer is in order and does happen in zero-copy. An anomaly was, however, recorded from the Belgian vantage point, where the fraction of ordered packets oscillates between  $\approx 89\%$  to  $\approx 98.4\%$  depending on the peer. We tracked down the problem to a potentially poor DPI performed by a Firewall close to the BE vantage point. Using a machine in this local network that does not go through the Firewall does not create the anomaly, and gets us  $> 99.5\%$  of ordered packets against each other locations. Research works improving



**Figure 4: HTTP/3 download CPU utilization with 95% C.I. monitored on a receiver using a i7-1165G7 2.8GHz with frequency scaling disabled and maxing out 1 Gbps link on a process using a single core and single thread, pinned to a single CPU.**

the efficiency of networking systems by preserving packet ordering within NICs and middleboxes could be of importance [60] for the future of encrypted protocols.

These results, while not standing for the global Internet, do however suggest that most QUIC packets should be ordered in the wild, and not necessarily linked to the distance, due to the congestion control kicking in and reducing bursts of packets on lossy links. We observed fewer reordering issues through the Firewall over high-distance QUIC connections, which may be explained by congestion events we observed over the high RTTs connections, which may be reducing the DPI cost on the Firewall and the resulting impact on ordering.

**1 Gbps HTTP/3 download.** While the microbenchmarks measure the QUIC packet processing improvement thanks to VReverso, this evaluation gives more insights about expected benefits with a real network. For each of the experiments, we perform 20 HTTP/3 downloads for 10 seconds, saturating a Gbps link with a client using an i7-1165G7 processor with a frequency set to its nominal value (2.8GHz), preventing CPU frequency scaling and therefore improving the reliability of the CPU utilization comparison. We measure CPU cycles consumed by the QUIC client every 100ms and display the average over the 20 downloads with a 0.95 confidence interval and compare Reverso’s improvement to the otherwise known and significant improvement of UDP syscall extensions to process/send batches of UDP packets.

Indeed, a known efficiency problem of QUIC is not QUIC itself, but its carrier: UDP. Every QUIC packet is transported within an UDP packet, and previous research papers [54, 56, 71] as well as industrial reports [22] have pointed to the kernel’s interface (`recvmmsg()` and `sendmsg()`) sending a single UDP message per call as being an efficiency bottleneck. Using the kernel’s syscall extensions `recvmmsg()` is known to have a major impact on improving QUIC’s perceived efficiency (and `sendmsg()` for specific cases). However, usage of these syscalls is not necessarily widespread due to a variety of reasons. In some languages, like Rust, it is not yet

part of the standard API, so using them may incur significant implementation efforts if one wishes to guarantee integration stability (much more labor than being compatible with VReverso) or may be delayed until support is eventually added. We add support of `recvmmsg()` in our HTTP/3 client using `quinn-udp`, a third-party open-source socket wrapper supporting the syscall extensions. We compare VReverso’s benefits to the benefits of the syscall extensions that serve as a baseline to appreciate improvement. As Figure 4 shows, VReverso’s benefits are roughly similar to half of the benefits of receiving/sending multiple datagrams in one syscall. These experiments also show that those benefits cumulate. That is, the more the transport aspects of QUIC packets are improved, the more important VReverso’s impact becomes compared to the baseline. As QUIC’s surrounding environment improves through the years, VReverso’s perceived benefits to data receivers are expected to increase.

**Limitations.** The evaluation we provide has required writing the necessary tooling for the new protocol and new QUIC library `quiche` including an HTTP/3 client/server instrumenting `quiche`, with the support of `recvmmsg()`. These tools, however, offer a limited vision of the expected efficiency improvement real clients would obtain among the myriads of potential applications using QUIC VReverso. First, the efficiency benefits of VReverso depend largely on one implementation to another. Comparing several implementations on microbenchmarks or a real-world measure of CPU consumption becomes meaningful if VReverso is implemented into them as well and compared to their own baseline to better understand the expected overall improvement. Second, compared to related works evaluating QUIC [71] on real-world applications, we cannot yet do any integrated analysis on websites browsing or video streaming. Doing such analysis would require integrating `quiche` into an existing browser and web server over existing services. The current evaluation comparing `quiche` to `quiche` as well as the benefits approximation from Table 1 hopefully hints at the benefits of extending QUIC and starting integration efforts. In the future, we may hopefully evaluate VReverso within a myriad of deployed applications.

**Energy Efficiency.** Reverso is a software optimization, and as in any optimization, it may lead to energy savings in some context. We expect, however, these savings to be the exception rather than the norm. In mobile-based communication, most of the energy is spent on powering antennas during I/Os communications, and improvements focus on being careful with I/Os triggers [49] rather than CPU savings. The same goes with radio-based IoTs. In wired-based setups, such as desktop and servers, while it is true that Reverso can bring energy savings while processing packets of say, an HTTP/3 response, it needs to be put in perspective of what the server was computing to produce the response. If the initial request triggers several GPUs to compute an answer, which is eventually sent back to the client, does our optimization matter considering a holistic view of energy spending? It is likely negligible, considering a holistic view of energy consumption. Reverso is helpful in cases where the transfer bottleneck is the CPU, which will cause an increase in transfer speed at constant energy consumption if our optimizations are used. Reverso has no claim to help with any ecological problem, as optimizations without reductions in service consumption do not help with sustainability [61].

## 7 SECURITY AND SAFETY OF QUIC VREVERSO

QUIC VReverso requires careful usage of header information before AEAD decryption, considering an on-path adversary manipulating the packet, since any malformation would be discovered later at the AEAD decryption stage, where the header information is fed into the cipher as associated data.

In QUIC V1, the AEAD algorithm ensures that any modification to either the QUIC header or payload bits will result in a decryption error. Meanwhile, the receiver has no usage of information from the decrypted header before the AEAD decryption succeeds.

In QUIC VReverso, part of the protected header information might be needed before payload decryption, for instance, when the header contains a new Stream ID requiring a new stream buffer prior to decrypting the QUIC payload into it. This early usage of the metadata contained within the decrypted header demands careful implementations to prevent two specific issues: 1) A potential side-channel exposing the stream state information to on-path adversaries. 2) A memory safety violation where previously valid decrypted data could be overwritten by a manipulated offset from a next packet. Both scenarios can be prevented with proper implementation safeguards. We discuss these two topics hereafter.

### 7.1 Side-channels

Encrypted transport protocols design and implementations mixing encryption of control information and payload have a literature body of attack papers [2–4, 13, 16, 44, 45, 65] involving timing side-channels allowing partial plaintext recovery by an on-path attacker without knowledge of the secret key. These attacks abuse broken cryptography constructions usually involving MAC-then-Encrypt with a CBC encryption mode. Moreover, to succeed in exploiting the cryptography vulnerability, the attacker needs several stepping stones. The first one is the existence of a timing side-channel within the processing packet implementation, impacting the time to decrypt data and controlled by the on-path attacker. For example, it could be a partially decrypted but not authenticated control field such as a “length” information that is used to decrypt the remaining of the packet. A second stepping stone is the ability to observe endhost timing side-channels from the on-path network attacker position. Usually, it involves distinguishing the endhost’s reaction to packet processing errors by observing emitted network messages.

Regarding QUIC VReverso, the cryptographic construction rationale from QUIC V1 is untouched: we have two independent decryption algorithms using different keys and each is designed to be atomic, i.e., we decrypt the whole header at once with the decryption header algorithm, and then we decrypt the payload at once with the payload decryption algorithm. Within the payload, any decrypted control information does not impact the decryption process. There is no known cryptography vulnerability to exploit within each of these algorithms.

A timing side-channel may, however, exist if the implementation handles a new Stream ID differently than an existing Stream ID, e.g., by allocating a new buffer before decrypting into it, finding an integrity error, and then freeing the new buffer. quiche uses a recycling buffer strategy, where there’s always a pre-allocated

buffer available for a potential new stream. If a decryption error is detected within a fresh stream, the buffer is recycled and ready for any other new stream. Although, even if a QUIC VReverso implementation does not follow such a strategy and has a timing side-channel, this is not particularly useful for the attacker for two reasons 1) it may only allow to guess some information about the state of the QUIC connection, e.g., the number of opened streams. 2) exploiting the timing side-channel requires an observable reaction on error visible on the network. The QUIC protocol is silent on error; nothing is sent on the network. It is unlikely an attacker could observe the timing side-channel even if one exists.

### 7.2 Memory safety

Assuming the decoded Stream ID already exists, the receiver must not attempt to decrypt into the application’s stream buffer at an offset lower than the highest contiguous received offset. Such programming would be unsafe for VReverso in the case where the offset value is manipulated and if the AEAD decryption writes at the destination address before the tag is checked (some AEAD implementations do). Therefore, if the decoded offset is lower than the highest contiguous offset, we must attempt decryption in place. Receiving an offset lower than the current highest contiguous offset may happen in non-adversarial but rare usage of QUIC due to spurious retransmissions of received data not acknowledged fast enough to the sender. In case the integrity succeeds, the packet would be acked but the stream frame dropped (it is spurious: we do not need the content, but we need to tell our peer that we received it). In case integrity fails, it is a malformation, the in-place decryption keeps the destination buffer safe from any incorrect write, and we may drop the packet. For any decoded offset greater or equal to the current highest contiguous offset, AEAD decryption does not raise any safety issues, since the implementation receiving any out-of-order data (that is, any offset > highest contiguous offset) has to make a copy of the decryption for another safety reason (see critical remark (3) of Section 3.2), and this copy is what must be delivered to the application eventually.

Our quiche implementation implements the described stream memory safe behavior.

## 8 RELATED WORKS

**Applicability of Reverso.** Our work directly applies to academic and industrial QUIC and HTTP/3 extensions [32], such as Datagram [47], Multipath QUIC [14, 15, 35], FEC [38, 39], Proxying [33] and would contribute to more efficient VPNs in general. The principles required for taking advantage of Reverso’s optimizations described in Section 3 are not protocol specific and may be added to any of them, including many proposals from academics [29, 40, 55, 56], and existing privacy-centered solutions such as Tor [18]. The implementation of these protocols, if Reverso is applied, should also perceive some level of efficiency improvement.

It is also possible to directly apply our implementation technique on TLS 1.3 userspace implementations providing an IO interface (e.g., Rustls [9], GnuTLS [59], WolfSSL [68]) without changing the protocol, since TLS 1.3 is not mixing encrypted control information before adding data and the position of encrypted control after the data is predictable by the receiver. As a consequence of the design

of TLS 1.3, the principle 1 (Section 3) is unneeded, and Principle 2 is already met by TLS 1.3 specifications, since the protocol has a single control chunk of 1 byte encrypted next to the data (ContentType). Existing TLS implementations may then directly exploit the inherent copy existing in decryption as depicted in Figure 2 to offer an interface to applications with contiguous zero-copy. To the best of our knowledge, none of the aforementioned implementations yet offer contiguous zero-copy, while some of them do offer a packet-based zero-copy interface (i.e., limited to the size of a TLS record), indicating a desire to offer zero-copy but maybe missing the insights discussed in Section 3.2 to realize it at full strength.

**Zero-copy and stack engineering.** While this research paper explains how to design an encrypted protocol to eventually support engineering zero-copy in the implementation, research redesigning the stack for lower layer transfer has been a hot topic in system communities [50, 51, 69]. Netmap [54] is a FreeBSD framework bridging NICs to network APIs removing existing syscalls, data copies, and meta-data management overheads to bring data up the stack more efficiently. StackMap [70] further improves netmap's engineering for TCP/IP. Such effort may be combined with the contribution of this research, as quiche is designed to be system independent and happens on the layer above those contributions. A QUIC stack (now unmaintained), quant [19] uses such architecture design but applied to UDP/IP instead of TCP/IP. Further work could cumulate efficiency benefits by applying lower-layer stack optimizations before handling packets to a QUIC implementation supporting VReverso.

## 9 CONCLUSION

This paper introduces the idea that protocols mixing encrypted control and data should be specified with two design principles coined as “Reverso” to take advantage of the hidden memory copy inherent to cryptography primitives for message reassembly across packets. Designing future encrypted protocols with Reverso offers the opportunity for implementers to obtain higher efficiency by offering a contiguous zero-copy interface to the upper layer, which is otherwise impossible due to a combination of inflexible cryptography APIs (for good reasons) and protocol layout fragmentation in today's encrypted protocol design space. We discuss these claims by describing the fundamental causes of data fragmentation requiring copy overheads, then specifying principles that an encrypted transport protocol should satisfy to prevent fragmentation and by redesigning the QUIC protocol with those principles. We open-source quiche, a full implementation demonstrating the idea to the QUIC community using a portable software architecture with a reading API providing contiguous bytes. quiche on VReverso bypasses two full data copies in its processing pipeline compared to v1 which were inherently caused by a combination of the QUIC v1 layout and quiche's desire for portable code with a streaming API. Importantly, our VReverso implementation maintains quiche's portability and contiguous reading API (now in zero-copy). Other QUIC implementations owning different software engineering choices may see their improvement with Reverso to be lower or higher depending on the stack. In all cases, an implementation of this optimization should lead to some efficiency benefits for providing contiguous bytes to the application. For some stacks or other existing protocols and

implementations, the benefit may not be worth the effort, but this choice is left for the implementer to make once the fundamental principles are applied to the protocol's wire image to support it.

Reverso hopefully raises interest to many use cases carrying streams of data that should benefit from such optimization, such as VPNs, IP tunnels, high-speed datacenter transfer, video streaming, QUIC-based privacy-enhancing technologies and many more. The insights discussed within this research are not limited to QUIC and should raise interest for other encrypted protocol designs as well, while the exact benefit for them remains unknown.

## ACKNOWLEDGMENTS

We would like to express our sincere gratitude to Lionel Goffaux, Laurent Schumacher, Kazuho Oku and Gilles Perrouin for providing feedbacks to earlier versions of this manuscript. This research also benefited from fruitful discussions with Tobias Pulls, Gaëtan Cassiers and Nick Banks. We thanks the reviewers from NSDI, IEEE Euro S&P and ACM SIGCOMM CCR for meaningful feedbacks to earlier versions of this document. Any error or omission is entirely the author's own responsibility. This research was partially funded by the CyberExcellence project of the Public Service of Wallonia (SPW Recherche), convention No. 2110186.

## REFERENCES

- [1] Kahraman Akdemir, Martin Dixon, Wajdi Feghali, Patrick Fay, Vinodh Gopal, Jim Guilford, Erdinc Ozturk, Gil Wolrich, and Ronen Zohar. 2010. Breakthrough AES performance with intel AES new instructions. *White paper*, June 11 (2010).
- [2] Nadhem J. Al Fardan and Kenneth G. Paterson. 2013. Lucky Thirteen: Breaking the TLS and DTLS Record Protocols. In *2013 IEEE Symposium on Security and Privacy*. 526–540. doi:10.1109/SP.2013.42
- [3] Martin R. Albrecht and Kenneth G. Paterson. 2016. Lucky Microseconds: A Timing Attack on Amazon's s2n Implementation of TLS. In *Advances in Cryptology – EUROCRYPT 2016*, Marc Fischlin and Jean-Sébastien Coron (Eds.). Springer Berlin Heidelberg, Berlin, Heidelberg, 622–643.
- [4] Martin R. Albrecht, Kenneth G. Paterson, and Gaven J. Watson. 2009. Plaintext recovery attacks against SSH. In *2009 30th IEEE Symposium on Security and Privacy*. IEEE, 16–26.
- [5] Alibaba. [n. d.]. xquic: cross-platform implementation of QUIC and HTTP/3 protocol. <https://github.com/alibaba/xquic>. Accessed: April 2024.
- [6] Nick Banks. [n. d.]. MsQuic: Cross-platform, C implementation of the IETF QUIC protocol, exposed to C, C++, C# and Rust. <https://github.com/microsoft/msquic>. Accessed: April 2024.
- [7] Mihir Bellare and Chanathip Namprempre. 2008. Authenticated encryption: Relations among notions and analysis of the generic composition paradigm. *Journal of cryptology* 21, 4 (2008), 469–491.
- [8] Daniel J. Bernstein, Tanja Lange, and Peter Schwabe. 2012. The security impact of a new cryptographic library. In *Progress in Cryptology—LATINCRYPT 2012: 2nd International Conference on Cryptology and Information Security in Latin America, Santiago, Chile, October 7–10, 2012. Proceedings 2*. Springer, 159–176.
- [9] Joe Birr-Pixton, Dirkjan Ochtman, Daniel McCarney, and Josh Aas. [n. d.]. rustls: A modern TLS library in Rust. <https://github.com/rustls/rustls>. Accessed: May 2024.
- [10] M. Bishop. 2022. RFC 9114: HTTP/3.
- [11] Daniel Bleichenbacher. 1998. Chosen ciphertext attacks against protocols based on the RSA encryption standard PKCS#1. In *Advances in Cryptology – CRYPTO '98: 18th Annual International Cryptology Conference Santa Barbara, California, USA August 23–27, 1998 Proceedings 18*. Springer, 1–12.
- [12] Billy Bob Brumley and Nicola Taveri. 2011. Remote timing attacks are still practical. In *European Symposium on Research in Computer Security*. Springer, 355–371.
- [13] Brice Canvel, Alain Hiltgen, Serge Vaudenay, and Martin Vuagnoux. 2003. Password Interception in a SSL/TLS Channel. In *Advances in Cryptology - CRYPTO 2003*, Dan Boneh (Ed.). Springer Berlin Heidelberg, Berlin, Heidelberg, 583–599.
- [14] Quentin De Coninck and Olivier Bonaventure. 2017. Multipath QUIC: Design and evaluation. In *Proceedings of the 13th international conference on emerging networking experiments and technologies*. 160–166.



- [15] Quentin De Coninck, François Michel, Maxime Piraux, Florentin Rochet, Thomas Given-Wilson, Axel Legay, Olivier Pereira, and Olivier Bonaventure. 2019. Plugging QUIC. In *Proceedings of the ACM Special Interest Group on Data Communication* (Beijing, China) (*SIGCOMM '19*). Association for Computing Machinery, New York, NY, USA, 59–74. doi:10.1145/3341302.3342078
- [16] Jean Paul Degabriele and Kenneth G. Paterson. 2010. On the (in)security of IPsec in MAC-then-encrypt configurations. In *Proceedings of the 17th ACM Conference on Computer and Communications Security* (Chicago, Illinois, USA) (*CCS '10*). Association for Computing Machinery, New York, NY, USA, 493–504. doi:10.1145/1866307.1866363
- [17] G. Detal, b. Hesmans, O. Bonaventure, Y. Vanaubel, and B. Donnet. 2013. Revealing Middlebox Interference with Tracebox. In *Proc. ACM Internet Measurement Conference (IMC)*.
- [18] Roger Dingledine, Nick Mathewson, and Paul Syverson. 2004. Tor: The Second-Generation Onion Router. In *13th USENIX Security Symposium (USENIX Security 04)*. USENIX Association, San Diego, CA. <https://www.usenix.org/conference/13th-usenix-security-symposium/tor-second-generation-onion-router>
- [19] Lars Eggert. 2020. Towards securing the Internet of Things with QUIC. In *Proc. Workshop Decentralized IoT Syst. Security (DISS)*. 1–6.
- [20] Marc Fischlin, Felix Günther, Georgia Azzurra Marson, and Kenneth G Paterson. 2015. Data is a stream: Security of stream-based channels. In *Advances in Cryptology—CRYPTO 2015: 35th Annual Cryptology Conference, Santa Barbara, CA, USA, August 16–20, 2015, Proceedings, Part II 35*. Springer, 545–564.
- [21] Linux Foundation. [n. d.]. Data Plane Development Kit (DPDK). <https://www.dpdk.org/>. Accessed: August 2024.
- [22] Alessandro Ghedini. 2020. Accelerating UDP packet transmission for QUIC. <https://blog.cloudflare.com/accelerating-udp-packet-transmission-for-quic/>. Accessed: August 2024.
- [23] Alessandro Ghedini and Lucas Pardue. [n. d.]. quiche: Savoury implementation of the QUIC transport protocol. <https://github.com/cloudflare/quiche>. Forked for this paper from commit 8dfc6e0.
- [24] Ryan Hamilton. [n. d.]. How the QUIC protocol finds the maximum MTU for a session ? <https://groups.google.com/a/chromium.org/g/protocol-quic/c/uKwLRh9JPCo?pli=1>. Accessed: April 2024.
- [25] Brook Heisler. [n. d.]. Criterion.rs: Statistics-driven benchmarking library for Rust. <https://github.com/bheisler/criterion.rs>. Accessed: June 2023.
- [26] B. Hesmans, F. Duchene, C. Paasch, G. Detal, and O. Bonaventure. 2013. Are TCP Extensions Middlebox-Proof?. In *Proc. Workshop on Hot Topics in Middleboxes and Network Function Virtualization (HotMiddlebox)*.
- [27] Christian Huitema. [n. d.]. picoquic: Minimal implementation of the QUIC protocol. <https://github.com/private-octopus/picoquic>. Accessed: April 2024.
- [28] Jana Iyengar, Martin Thomson, et al. 2021. QUIC: A UDP-based multiplexed and secure transport. In *RFC 9000*.
- [29] M. Jadin, G. Tihon, O. Pereira, and O. Bonaventure. 2017. Securing Multipath TCP: Design & implementation. In *Proc. IEEE INFOCOM*.
- [30] Teresa Johnson, Mehdi Amini, and Xinliang David Li (Eds.). 2017. *ThinLTO: Scalable and incremental LTO*.
- [31] E. Kohler, M. Handley, and S. Floyd. 2006. Designing DCCP: Congestion control without reliability. *ACM SIGCOMM Computer Communication Review* 36, 4 (August 2006), 27–38.
- [32] Mike Kosek, Tanya Shreedhar, and Vaibhav Bajpai. 2021. Beyond QUIC v1: A First Look at Recent Transport Layer IETF Standardization Efforts. *IEEE Communications Magazine* 59, 4 (2021), 24–29. doi:10.1109/MCOM.001.2000877
- [33] Mirja Kühlewind, Matias Carlander-Reuterfelt, Marcus Ihlar, and Magnus West-erlund. 2021. Evaluation of QUIC-based MASQUE proxying. In *Proceedings of the 2021 Workshop on Evolution, Performance and Interoperability of QUIC*. 29–34.
- [34] Adam Langley, Alistair Riddoch, Alyssa Wilk, Antonio Vicente, Charles Krasic, Dan Zhang, Fan Yang, Fedor Kouranov, Ian Swett, Janardhan Iyengar, Jeff Bailey, Jeremy Dorfman, Jim Roskind, Joanna Kulik, Patrik Westin, Raman Tenneti, Robbie Shade, Ryan Hamilton, Victor Vasiliev, Wan-Teh Chang, and Zhongyi Shi. 2017. The QUIC Transport Protocol: Design and Internet-Scale Deployment. In *Proceedings of the Conference of the ACM Special Interest Group on Data Communication* (Los Angeles, CA, USA) (*SIGCOMM '17*). Association for Computing Machinery, New York, NY, USA, 183–196. doi:10.1145/3098822.3098842
- [35] Yanmei Liu, Yunfei Ma, Quentin De Coninck, Olivier Bonaventure, Christian Huitema, and Mirja Kuehlewind. 2021. *Multipath Extension for QUIC*. Internet-Draft draft-lmbdhk-quic-multipath-00. IETF Secretariat. <https://www.ietf.org/archive/id/draft-lmbdhk-quic-multipath-00.txt>
- [36] Robin Marx, Joris Herbots, Wim Lamotte, and Peter Quax. 2020. Same standards, different decisions: A study of QUIC and HTTP/3 implementation diversity. In *Proceedings of the Workshop on the Evolution, Performance, and Interoperability of QUIC*. 14–20.
- [37] D. McGrew. 2008. An Interface and Algorithms for Authenticated Encryption.
- [38] François Michel. 2023. Flexible QUIC loss recovery mechanisms for latency-sensitive applications. PhD. Thesis, UCLouvain.
- [39] François Michel, Alejandro Cohen, Derya Malak, Quentin De Coninck, Muriel Médard, and Olivier Bonaventure. 2022. FIEC: Enhancing QUIC with application-tailored reliability mechanisms. *IEEE/ACM Transactions on Networking* (2022).
- [40] M. F. Nowlan, N. Tiwari, J. Iyengar, S. O. Amin, and B. Ford. 2012. Fitting Square Pegs Through Round Pipes: Unordered Delivery Wire-Compatible with TCP and TLS. In *Proc. USENIX Symposium on Networked Systems Design and Implementation (NSDI)*.
- [41] Dirkjan Ochtman, Benjamin Saunders, and Jean-Christophe Begue. [n. d.]. quinn: Async-friendly QUIC implementation in Rust. <https://github.com/quinn-rs/quinn>. Accessed: April 2024.
- [42] Kazuho Oku. [n. d.]. quicly: A modular QUIC stack designed primarily for H2O. <https://github.com/h2o/quicly>. Accessed: April 2024.
- [43] G. Papastergiou, G. Fairhurst, D. Ros, A. Brunstrom, K.-J. Grinnemo, P. Hurtig, N. Khademi, M. Tüxen, M. Welzl, D. Damjanovic, and S. Mangiante. 2016. De-ossifying the Internet transport layer: A survey and future perspectives. *IEEE Communications Surveys & Tutorials* 19, 1 (2016), 619–639.
- [44] Kenneth G. Paterson and Nadhem J. AlFardan. 2012. Plaintext-Recovery Attacks Against Datagram TLS. In *Network and Distributed System Security Symposium*.
- [45] Kenneth G. Paterson, Thomas Ristenpart, and Thomas Shrimpton. 2011. Tag Size Does Matter: Attacks and Proofs for the TLS Record Protocol. In *Advances in Cryptology – ASIACRYPT 2011*, Dong Hoon Lee and Xiaoyun Wang (Eds.). Springer Berlin Heidelberg, Berlin, Heidelberg, 372–389.
- [46] Tommy Pauly, Eric Kinnear, and David Schinazi. 2018. An unreliable datagram extension to QUIC. *Internet Engineering Task Force (September 2018)*. draft-pauly-quicdatagram-00 (2018).
- [47] T. Pauly, E. Kinnear, and D. Schinazi. 2022. RFC 9221 An Unreliable Datagram Extension to QUIC.
- [48] The Tor Project. [n. d.]. Relay Cells. <https://spec.torproject.org/tor-spec/relay-cells.html>. Accessed: May 2025.
- [49] Feng Qian, Zhaoguang Wang, Alexandre Gerber, Zhuoqing Mao, Subhabrata Sen, and Oliver Spatscheck. 2011. Profiling resource usage for mobile applications: a cross-layer approach. In *Proceedings of the 9th international conference on Mobile systems, applications, and services*. 321–334.
- [50] Deepti Raghavan, Philip Levis, Matei Zaharia, and Irene Zhang. 2021. Breakfast of champions: towards zero-copy serialization with NIC scatter-gather. In *Proceedings of the Workshop on Hot Topics in Operating Systems* (Ann Arbor, Michigan) (*HotOS '21*). Association for Computing Machinery, New York, NY, USA, 199–205. doi:10.1145/3458336.3465287
- [51] Deepti Raghavan, Shreya Ravi, Gina Yuan, Pratiksha Thaker, Sanjari Srivastava, Micah Murray, Pedro Henrique Penna, Amy Ousterhout, Philip Levis, Matei Zaharia, and Irene Zhang. 2023. Cornflakes: Zero-Copy Serialization for Microsecond-Scale Networking. In *Proceedings of the 29th Symposium on Operating Systems Principles* (Koblenz, Germany) (*SOSP '23*). Association for Computing Machinery, New York, NY, USA, 200–215. doi:10.1145/3600006.3613137
- [52] Costin Raiciu, Christoph Paasch, Sebastian Barre, Alan Ford, Michio Honda, Fabien Duchene, Olivier Bonaventure, and Mark Handley. 2012. How Hard Can It Be? Designing and Implementing a Deployable Multipath TCP. In *9th USENIX Symposium on Networked Systems Design and Implementation (NSDI 12)*. USENIX Association, San Jose, CA, 399–412. <https://www.usenix.org/conference/nsdi12/technical-sessions/presentation/raiciu>
- [53] Juliano Rizzo and Thai Duong. 2010. Practical padding oracle attacks. In *4th USENIX Workshop on Offensive Technologies (WOOT 10)*.
- [54] Luigi Rizzo. 2012. Netmap: a novel framework for fast packet I/O. In *Proceedings of the 2012 USENIX Conference on Annual Technical Conference* (Boston, MA) (*USENIX ATC '12*). USENIX Association, USA, 9.
- [55] Florentin Rochet, Emery Assogba, and Olivier Bonaventure. 2020. TCPLS: Closely Integrating TCP and TLS. In *Proceedings of the 19th ACM Workshop on Hot Topics in Networks* (Virtual Event, USA) (*HotNets '20*). Association for Computing Machinery, New York, NY, USA, 45–52. doi:10.1145/3422604.3425947
- [56] Florentin Rochet, Emery Assogba, Maxime Piraux, Korian Edeline, Benoit Donnet, and Olivier Bonaventure. 2021. TCPLS: Modern Transport Services with TCP and TLS. In *Proceedings of the 17th International Conference on Emerging Networking EXperiments and Technologies* (Virtual Event, Germany) (*CoNEXT '21*). Association for Computing Machinery, New York, NY, USA, 45–59. doi:10.1145/3485983.3494865
- [57] Phillip Rogaway. 2002. Authenticated-Encryption with Associated-Data. In *Proceedings of the 9th ACM Conference on Computer and Communications Security*. 98–107.
- [58] J. Roskind. 2013. QUIC, Quick UDP Internet Connections. [https://docs.google.com/document/d/1RNHkx\\_VvKWYwG6Lr8SZ-saqsQx7rFV-ev2jRFUoVD34/preview](https://docs.google.com/document/d/1RNHkx_VvKWYwG6Lr8SZ-saqsQx7rFV-ev2jRFUoVD34/preview). Accessed: April 2024.
- [59] Tim Rühnen, Daiki Ueno, Dmitry Baryshkov, and Zoltán Fridrich. [n. d.]. The GnuTLS Transport Layer Security Library. <https://www.gnutls.org>. Accessed: May 2024.
- [60] Mariano Scazzariello, Tommaso Caiazz, Hamid Ghasemirahni, Tom Barbette, Dejan Kostić, and Marco Chiesa. 2023. A High-Speed Stateful Packet Processing Approach for Tbps Programmable Switches. In *20th USENIX Symposium on Networked Systems Design and Implementation (NSDI 23)*. USENIX Association, Boston, MA, 1237–1255. <https://www.usenix.org/conference/nsdi23/presentation/scazzariello>

- [61] Jose Segovia-Martin, Felix Creutzig, and James Winters. 2023. Efficiency traps beyond the climate crisis: exploration–exploitation trade-offs and rebound effects. *Philosophical Transactions of the Royal Society B* 378, 1889 (2023), 20220405.
- [62] Randall Stewart and Christopher Metz. 2001. SCTP: new transport protocol for TCP/IP. *IEEE Internet Computing* 5, 6 (2001), 64–69.
- [63] Randall Stewart, M Tüxen, and K Nielsen. 2022. RFC 9260: Stream Control Transmission Protocol.
- [64] M Thomson and S Turner. 2021. RFC 9001: Using TLS to Secure QUIC. RFC Editor.
- [65] Serge Vaudenay. 2002. Security Flaws Induced by CBC Padding — Applications to SSL, IPSEC, WTLS.... In *Advances in Cryptology — EUROCRYPT 2002*, Lars R. Knudsen (Ed.). Springer Berlin Heidelberg, Berlin, Heidelberg, 534–545.
- [66] Serge Vaudenay. 2002. Security flaws induced by CBC padding—applications to SSL, IPSEC, WTLS.... In *International Conference on the Theory and Applications of Cryptographic Techniques*. Springer, 534–545.
- [67] QUIC WG. [n. d.]. Implementations list of the QUIC protocol. <https://github.com/quicwg/base-drafts/wiki/Implementations>. Accessed: April 2024.
- [68] wolfSSL Inc. [n. d.]. WolfSSL - Embedded TLS library. <https://github.com/wolfSSL/wolfssl>. Accessed: May 2024.
- [69] Adam Wolnikowski, Stephen Ibanez, Jonathan Stone, Changhoon Kim, Rajit Manohar, and Robert Soulé. 2021. Zerializer: towards zero-copy serialization. In *Proceedings of the Workshop on Hot Topics in Operating Systems* (Ann Arbor, Michigan) (*HotOS '21*). Association for Computing Machinery, New York, NY, USA, 206–212. doi:10.1145/3458336.3465283
- [70] Kenichi Yasukata, Michio Honda, Douglas Santry, and Lars Eggert. 2016. StackMap: Low-Latency Networking with the OS Stack and Dedicated NICs. In *2016 USENIX Annual Technical Conference (USENIX ATC 16)*. USENIX Association, Denver, CO, 43–56. <https://www.usenix.org/conference/atc16/technical-sessions/presentation/yasukata>
- [71] Xumiao Zhang, Shuowei Jin, Yi He, Ahmad Hassan, Z. Morley Mao, Feng Qian, and Zhi-Li Zhang. 2024. QUIC is not Quick Enough over Fast Internet. In *Proceedings of the ACM Web Conference 2024* (Singapore, Singapore) (*WWW '24*). Association for Computing Machinery, New York, NY, USA, 2713–2722. doi:10.1145/3589334.3645323
- [72] Xiaoming Zhou and Piet Van Mieghem. 2004. Reordering of IP packets in Internet. In *International workshop on passive and active network measurement*. Springer, 237–246.

## 1 Open Science

All results within this paper are reproducible with quiche open-sourced and publicly available under the BSD-2-Clause License granting commercial use, modification, distribution and private use of this research. The code is available for review and instructions to reproduce the core results (Figure 3, Table 2 and Figure 4) are available at <https://github.com/frochet/quiche/REPRODUCE.md>.

## 2 API Design Rational for Zero-Copy

Designing a networking API is a challenging task. Usability, safety, performance, portability, and stability are usual considerations to interface library features to the application, leading to much variability in implementations. A natural choice for a module architecture reading bytes from a stream could be composed of two API calls. This is exemplified in quiche with the following API functions:

```
// Gives encrypted bytes contained in `buf`
// to QUIC. Returns the number of bytes
// processed or an error code.
fn recv(
    &mut self, buf: &mut [u8],
    info: RecvInfo
) -> Result<usize>;

    ↓ forall readable streams

// Receives decrypted stream bytes in out
// and returns how much have been written,
// and whether the stream is fin. The
```

```
// caller is responsible for providing a
// buffer large enough.
fn stream_recv(
    &mut self, stream_id: u64,
    out: &mut [u8],
) -> Result<(usize, bool)>;
```

↻ Back to recv()

Applications using such a module would then typically read from the network, then give their buffered bytes to the QUIC module through the `recv()` API, and eventually obtain contiguous decrypted stream bytes from the `stream_recv()` API call. This choice provides clear usability for the application but forces the QUIC library developers to have two copies of the whole application data. One of these copies is caused by reassembling the Stream frames of different QUIC packets, as we already previously discussed, and which we address thanks to VReverso. The other copy is caused by an equally subtle fact: *The QUIC connection's implementation abstraction may outlive the input 'buf' buffer and output 'out' buffer*. This is a safety problem caused by the API choice. Since both 'buf' and 'out' are owned by the application, and since QUIC packets can be unordered, the QUIC module may require several calls of `recv()` before being able to reorder the QUIC data and deliver them through `stream_recv()`. Because the QUIC module does not own 'buf' and 'out' and may outlive them, safety is only guaranteed by copying 'buf' 's content at each `recv()` call. The copy may happen before decryption, or after in-place decryption. The latter option is however better performance-wise, as we would only copy application data and no other information. This strategy is what Cloudflare's quiche implementation does.

quicly, another module Architecture implementation of QUIC has a clever efficiency optimization to solve this safety problem. Their idea seems to essentially design the API to address both the safety issue and message reassembly in a single memory copy. To achieve this, quicly does not take in an out buffer pointer like quiche does, but chooses to own the stream output buffer and expose it to the application when needed. The application has to configure a callback function `on_receive()` called on the reception of each QUIC packet. On each of these calls, the application must further call one other quicly API to process the received decrypted data. This is where the copy happens; i.e., quicly takes ownership of the in-place decrypted bytes and reassembles through a single copy in an internal contiguous stream output buffer. The application can then optionally call further APIs to: (1) Obtain a pointer to quicly's internal stream output buffer. (2) Tell quicly how many bytes have been consumed from the internal stream output buffer. We then have a trace of API calls as follows for the application:

```
// Gives encrypted bytes contained in
// `packet`. Returns 0 or an error code.
int quicly_receive(
    quicly_conn_t *conn,
    struct sockaddr *dest_addr,
    struct sockaddr *src_addr,
    quicly_decoded_packet_t *packet
);
```

↓ callback on\_receive()

```

// Takes ownership and reassembles the
// decrypted stream data located within
// the decoded packet into an internal
// stream output buffer.
int quicly_streambuf_ingress_receive(
    quicly_stream_t *stream, size_t off,
    const void *src, size_t len
);

    ↓

// Gets the internal quicly stream buffer
// type holding contiguous stream bytes.
ptls_iovec_t quicly_streambuf_ingress_get(
    quicly_stream_t *stream
);

    ↓ App consumes received bytes

// Tells quicly how much bytes have been
// consumed from the internal stream buffer.
void quicly_streambuf_ingress_shift(
    quicly_stream_t *stream, size_t delta
);

    ↻ Back to quicly_receive()

```

quicly has this idea to *own* the output buffer and manage it on behalf of the application under the impulse of the provided API. This design choice is the cornerstone behind their ability to reassemble QUIC data fragments and take ownership at the same time. It turns out that in practice, to take advantage of VReverso, similar intelligence is needed: owning the output stream buffer is an implementation requirement for the QUIC library, and therefore the API requires having a call to tell the module how many bytes have been consumed from the internal buffer. quicly in particular may not require changing its API to take advantage of VReverso. It is an exception among the various stacks. Note that, for completeness, it is possible to use quicly's low-level API to manipulate independent data from Stream frames in zero-copy, which may be useful, for example, to deal with HTTP/3's state machine. However, quicly cannot buffer QUIC stream data as-is nor handle out-of-order delivery without copying, due to the QUIC V1 protocol design. For achieving *contiguous* zero-copy, we would need quicly to implement QUIC VReverso.