

# SEQUENTIAL STRATIFIED INFERENCE FOR THE MEAN

BY JACOB V. SPERTUS<sup>1</sup> MAYURI SRIDHAR<sup>2</sup> PHILIP STARK<sup>1</sup>

<sup>1</sup>*Department of Statistics, University of California, Berkeley*

<sup>2</sup>*Massachusetts Institute of Technology, Cambridge*

We develop conservative tests for the mean of a bounded population under stratified sampling and apply them to risk-limiting post-election audits. The tests are “anytime valid” under sequential sampling, allowing optional stopping in each stratum. Our core method expresses a global hypothesis about the population mean as a union of intersection hypotheses describing within-stratum means. It tests each intersection hypothesis using independent test supermartingales (TSMs) combined across strata by multiplication. A  $P$ -value for each intersection hypothesis is the reciprocal of that test statistic, and the largest  $P$ -value in the union is a  $P$ -value for the global hypothesis. This approach has two primary moving parts: the rule selecting which stratum to draw from next given the sample so far, and the form of the TSM within each stratum. These rules may vary over intersection hypotheses. We construct the test with the smallest expected stopping time and present a few strategies for approximating that optimum. In instances that arise in auditing and other applications, its expected sample size is substantially smaller than that of previous methods.

**1. Introduction.** A ubiquitous problem in applied statistics is to make inferences about the mean  $\mu$  of a population  $\mathcal{X}$  using a random sample. Samples can be stratified to accommodate logistical constraints or increase efficiency. To draw a *stratified random sample*,  $\mathcal{X}$  is first partitioned into disjoint strata and a uniform independent random sample (UIRS) with replacement or a simple random sample (SRS) without replacement is taken from each stratum, independently of the others.

For instance, risk-limiting post-election audits (RLAs) may stratify and sample from a trustworthy paper record of cast votes in order to provide affirmative evidence that machine-tallied election outcomes are correct—that reported winners really won [Stark, 2023, 2008]. RLAs test sets of null hypotheses positing that the reported winners lost, and there is strong evidence that the results are correct only if those hypotheses are rejected [Stark, 2020]. The corresponding tests must be *finite-sample valid*—meeting their nominal significance level at any sample size—and *nonparametric*—since the null hypothesis indexes an infinite-dimensional set of possible distributions. RLAs may be stratified for legal reasons: California law stipulates that post-election audits are conducted independently across counties (California Election Code §336.5 and §15360). In other cases, stratifying RLAs by voting technology [Ottoboni et al., 2018, Spertus and Stark, 2022] or by proxies of vote share reduces heterogeneity, potentially reducing the overall sample size compared to unstratified sampling.

Stratification complicates inference. Texts generally suggest using a stratified version of Student’s  $t$ -test, approximating the distribution of a weighted sum of stratumwise sample means by Student’s  $t$ -distribution [Neyman, 1934, Hansen et al., 1953, Kish, 1965, Cochran, 1977]. The approximation is good when  $\mathcal{X}$  is nearly Gaussian in every stratum, but the test can be anti-conservative when the within-stratum distributions are skewed (Figure 1). RLA populations are often highly skewed. In a card-level comparison audit, individual ballot cards are compared to corresponding digital receipts of their machine interpretations. Most population values (corresponding to correctly interpreted ballots) lie just above the null mean with a small tail (corresponding to errors) far below.

This paper introduces methods to make conservative, non-asymptotic inferences about  $\mu$  from stratified samples, without relying on parametric assumptions. The tests allow optional stopping and optional continuation: the analyst may check results as each sample arrives and decide whether to stop sampling and draw a conclusion or to continue gathering data. In other words, the tests are *anytime valid* over a nonparametric class of distributions. Sequential sampling is useful for RLAs, because it is straightforward for an audit to expand as needed by retrieving more ballots from the paper trail.

When the sample is *not* stratified, Wald’s sequential probability ratio test (SPRT) [Wald, 1945] is sequentially valid, and mixing over possible alternatives provides a ‘test of power 1’ that is guaranteed to stop when the null is false [Robbins and Siegmund, 1974]. The SPRT was originally characterized for populations and designs that yield a parametric likelihood. For instance, if samples are drawn by UIRSing and the population is binary, the samples are IID Bernoulli and the population is fully parameterized by its mean. Recent work on *test supermartingales* (TSMs) and *E-processes* has provided efficient sequential inference for bounded, nonparametric populations [Howard et al., 2021, Orabona and Jun, 2023, Ramdas et al., 2023]. Such tests are interpretable in terms of ‘bets’ against the null, which are tuned so that the total wealth of the gambler grows quickly [Shafer, 2021, Grünwald et al., 2024].

A very simple approach to inference on stratified binary populations combines multiplicity-corrected confidence bounds constructed separately for each stratum [Wright, 1991]. Wright’s idea is easily generalized to bound the population mean using any set of confidence bounds that are valid within strata—the strata need not be binary. Wendell and Schmee [1996] improved on Wright’s method for binary populations by maximizing a  $P$ -value over all simple hypotheses—about the stratumwise means—in a union that comprises the global hypothesis—about the pooled population mean. Their method is intractable when there are many strata.

Our work generalizes and sharpens these methods of inference by leveraging *union-of-intersection testing*: a general framework for dealing with nuisance parameters [Tsui and Weerahandi, 1989, Berger and Boos, 1994, Silvapulle, 1996] that has great utility in stratified inference. In brief, maximizing the  $P$ -value over a set of null means is equivalent to partitioning the null hypothesis into a union across all possible values of the nuisance parameters that yield the hypothesized value of the parameter of interest (a union of intersections), testing every element of the partition, and rejecting the union if and only if every simple hypothesis in the union is rejected. This is a special case of testing a composite null, which can be handled via testing-by-betting [Ramdas et al., 2023]. The union-of-intersections framing was suggested in Ottoboni et al. [2018] (SUITE) for sequential inference in RLAs and by Stark in 2019 (see <https://github.com/pbstark/Strat>) for inference about stratified binary populations from fixed-size samples. SUITE used Fisher’s combining function to pool evidence across strata. Stark [2020] generalized SUITE. Stark [2023] proposed (but did not evaluate) union-of-intersections tests with product combining of TSMs for inference in stratified RLAs. Spertus and Stark [2022] investigated sample sizes for a range of combining functions, TSMs, and selection strategies for stratified comparison audits.

Sequential testing is also closely related to inference on multi-armed bandits (MAB). For instance, Waudby-Smith et al. [2024] provides confidence sequences for contextual bandits—including for mean rewards and quantiles. Kanarios and Ying [2024] formulates a *cost-aware* MAB, which leads to different optimal selection strategies compared to traditional MABs. In stratified inference, costs vary across arms when sampling is more or less expensive depending on the stratum. Finally, Cho et al. [2024] use betting TSMs to test composite hypotheses about weighted global means of mean rewards in MABs. They use average combining across arms and a specialized betting rule that makes the problem computationally tractable. To develop sharp tests for stratified sequential sampling, we use product combining across strata and optimal betting rules within strata [Vovk and Wang, 2021, Spertus and Stark, 2022].

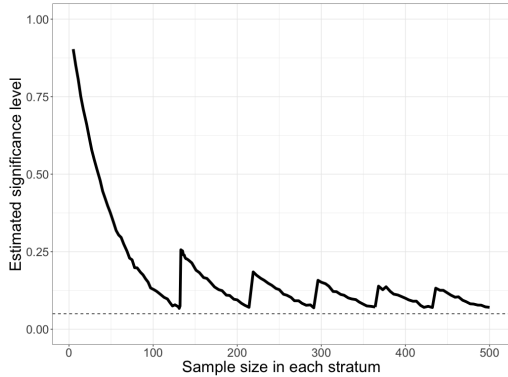


FIG 1. True significance level of a stratified, one-sample Student  $t$ -test of the (true) null hypothesis  $H_0 : \mu(\mathcal{X}) \leq 1/2$ , as a function of the sample size from each stratum. The strata are equal in size and have the same distribution: a mixture of a point mass at 0 (total mass 1%) and a point mass at 0.5050505 (total mass 99%). Equal-size IID samples were drawn from the two strata independently. The solid black line is the estimated significance level (y-axis) of the test for a range of sample sizes in each stratum (x-axis). If the test were finite-sample valid, the solid line would never be above 5% (dashed line), which is the nominal level of the test.

RLAs are our lead example, but financial and healthcare audits pose similar statistical problems involving highly skewed but bounded distributions [Fienberg et al., 1977, US DHS, 2020]. For example, the United States Center for Medicare and Medicaid Services relies on random sampling [US CMS, 2023] to estimate and recover billions of dollars in overpayments [Bittinger et al., 2022]. Stratified random sampling is often employed in financial audits [US DHS, 2020] and may dramatically lower the cost of the audit itself [Fienberg et al., 1977]. Beyond audits, our methods are applicable to sequential stratified surveys and experiments in a wide range of industrial, regulatory, and scientific applications.

The rest of this paper proceeds as follows. Section 2 introduces notation and foundational concepts including sequential stratified sampling and TSMs. We review how to test intersection hypotheses by combining tests of the individual hypotheses. Section 3.1 presents the basic solution: summing confidence bounds across strata while adjusting for multiplicity. It is unnecessarily conservative. Section 3.2 introduces union-of-intersections tests to sharpen stratified inference. Section 4 defines notions of consistency and efficiency for sequential-stratified inference. We describe ‘oracle’ tests that are theoretically optimal for simple alternatives but cannot in general be constructed explicitly for a composite alternative. We provide empirical approximations to the oracle bets that can be implemented under the composite alternative. We propose strategies for computation in Section 5. Some betting methods are not computationally tractable for more than two or three strata, some work for a moderate number, and some allow for an arbitrary degree of stratification. Section 6 compares the efficiency of different strategies in simulated RLAs. Section 7 discusses our results and sketches future directions for research. All code used to implement the methods and run simulations is available at <https://github.com/spertus/UI-NNSMs>.

**2. Preliminaries and notation.** We use calligraphic font for sets and bags (i.e., multisets), and bold font for vectors (and sometimes for tuples). Tuples are denoted using parentheses, e.g.,  $(\mathcal{X}_1, \dots, \mathcal{X}_n)$ ; finite-dimensional vectors are denoted using square brackets, e.g.,  $[x_1, \dots, x_n]$ . If  $\mathbf{x}$  and  $\mathbf{y}$  are two vectors with the same dimension  $K$ , we write  $\mathbf{x} \leq \mathbf{y}$  iff  $x_k - y_k \leq 0$ ,  $k = 1, \dots, K$ ; and we define the dot product  $\mathbf{x} \cdot \mathbf{y} := \sum_k x_k y_k$ . The vector of all zeroes is  $\mathbf{0}$  and the vector of all 1s is  $\mathbf{1}$ , with dimension implicit from context. The set of nonnegative integers including 0 is  $\mathbb{N}$ . If  $\mathcal{I}$  is a set or a bag, then  $|\mathcal{I}|$  is its cardinality. For two scalars  $a$  and  $b$ ,  $a \wedge b$  is their minimum and  $a \vee b$  is their maximum. The operators  $\mathbb{P}_{\mathcal{X}_N}(\cdot)$  and  $\mathbb{E}_{\mathcal{X}_N}(\cdot)$  denote probability and expectation induced by sampling from the population  $\mathcal{X}_N$ ; without the subscript, the operators are understood to be generic. In this section, we largely define our notation without reference to a particular intersection null  $\eta$ . When objects are conditional on the intersection null being tested, we will embellish our notation accordingly.

2.1. *Population and parameters.* A *population* is a finite bag of real numbers  $\mathcal{X} := \wr x_i \wr_{i=1}^N$ . For simplicity, we assume<sup>1</sup> that each element of the population is in  $[0, 1]$ . The population mean is  $\mu(\mathcal{X}) := N^{-1} \sum_{i=1}^N x_i$ , and we want to test the *global null* hypothesis:

$$(1) \quad H_0 : \mu(\mathcal{X}) \leq \eta_0,$$

for *global null mean*  $\eta_0$ . A lower  $1 - \alpha$  confidence bound is the largest  $\eta_0$  for which  $H_0$  is not rejected at level  $\alpha$ . If there are upper bounds for each element of  $\mathcal{X}$ , an upper one-sided test can be obtained by subtracting each element from its upper bound and then using a lower one-sided test, *mutatis mutandis*.

Let  $\mathbf{N} := [N_1, \dots, N_K]$  denote the vector of stratum sizes. The symbol  $\mathcal{X}_{\mathbf{N}} := (\mathcal{X}_k)_{k=1}^K$  denotes a generic stratified population, a tuple of  $K$  bags with  $N_k$  items in the  $k$ th bag,  $\mathcal{X}_k$ , so that  $N = \sum_k N_k$ . The symbol  $\mathcal{X}_{\mathbf{N}}^* := (\mathcal{X}_k^*)_{k=1}^K$  denotes the true, unknown population. The symbol  $\aleph_{\mathbf{N}}$  represents all  $K$ -tuples of bags of numbers in  $[0, 1]$  such that the  $k$ th bag,  $\mathcal{X}_k$ , has  $N_k$  items; that is,  $\aleph_{\mathbf{N}}$  denotes all stratified  $[0, 1]$ -valued populations with the requisite number of items in each stratum. We use  $x_{ki}$  to denote a generic element of the  $k$ th stratum, e.g.,  $\mathcal{X}_k = \wr x_{ki} \wr_{i=1}^{N_k}$ . The vector of *stratumwise means* for population  $\mathcal{X}_{\mathbf{N}}$  is  $\boldsymbol{\mu}(\mathcal{X}_{\mathbf{N}}) := [\mu(\mathcal{X}_1), \dots, \mu(\mathcal{X}_K)]$ , where  $\mu(\mathcal{X}_k) = \sum_i x_{ki}/N_k$ . The vector of *stratum weights* is  $\mathbf{w} := [w_1, \dots, w_K]$ , where  $w_k := N_k/N$ . The mean of a stratified population  $\mathcal{X}_{\mathbf{N}}$  is  $\mu(\mathcal{X}_{\mathbf{N}}) := \mathbf{w} \cdot \boldsymbol{\mu}(\mathcal{X}_{\mathbf{N}})$ . Let  $\aleph_{\mathbf{N}}^0 := \{\mathcal{X}_{\mathbf{N}} \in \aleph_{\mathbf{N}} : \mu(\mathcal{X}_{\mathbf{N}}) \leq \eta_0\}$  denote the set of null populations; the global null hypothesis can be written  $H_0 : \mathcal{X}_{\mathbf{N}}^* \in \aleph_{\mathbf{N}}^0$ . Also let  $\aleph_{\mathbf{N}}^1 := \{\mathcal{X}_{\mathbf{N}} \in \aleph_{\mathbf{N}} : \mu(\mathcal{X}_{\mathbf{N}}) > \eta_0\}$  denote the set of alternative populations. Together,  $\aleph_{\mathbf{N}}^0$  and  $\aleph_{\mathbf{N}}^1$  partition  $\aleph_{\mathbf{N}}$ .

Let  $\mu^* := \mu(\mathcal{X}_{\mathbf{N}}^*)$  be the true global mean, and  $\boldsymbol{\mu}^* := \boldsymbol{\mu}(\mathcal{X}_{\mathbf{N}}^*) = [\mu_1^*, \dots, \mu_K^*]$  be the true stratumwise means. An *intersection null hypothesis* is the assertion  $\boldsymbol{\mu}^* \leq \boldsymbol{\eta}$  for the *intersection null mean*  $\boldsymbol{\eta} \in [0, 1]^K$ . The global null hypothesis can be written as a union of intersection null hypotheses:

$$(2) \quad H_0 : \bigcup_{\boldsymbol{\eta} \in \mathcal{E}_0} \{\boldsymbol{\mu}^* \leq \boldsymbol{\eta}\}$$

where  $\mathcal{E}_0 := \{\boldsymbol{\zeta} : \mathbf{w} \cdot \boldsymbol{\zeta} \leq \eta_0, \mathbf{0} \leq \boldsymbol{\zeta} \leq \mathbf{1}\}$  is the set of all intersection nulls for which the global null is true.

2.2. *Sampling design.* Recall that a fixed-size stratified sample produces  $K$  independent batches (one for each stratum) of data in no particular order, while a sequential stratified sample is ordered both within and across strata. Within stratum  $k$ , the data is a sequence of random variables  $(X_{ki})$ . When sampling without replacement,  $i$  can run from 1 to  $N_k$  and  $(X_{ki})_{i=1}^{N_k}$  is a random permutation of the stratum values  $\wr x_{ki} \wr_{k=1}^{N_k}$ . When sampling with replacement,  $i$  runs from 1 to  $\infty$  and the elements of  $(X_{ki})_{i=1}^{\infty}$  are IID. In either case, draws are exchangeable within each sequence and the  $K$  sequences are independent of each other.

An *interleaving* of samples across strata is a stochastic process  $(Y_t)$  indexed by discrete time  $t$ ;  $Y^t := (Y_i)_{i=1}^t$  is the  $t$ -prefix of  $(Y_i)_{i \in \mathbb{N}}$ . An interleaving is characterized by within-stratum data and a *stratum selection*  $S_t$ : the item in the  $t$ th position in the interleaving comes from stratum  $S_t$ . Let  $S^t := (S_i)_{i=1}^t$ . The selection  $S_t$  must be *predictable*—it can depend on past data  $Y^{t-1}$  but not on  $Y_i$  for  $i \geq t$ —and may also involve auxiliary randomness. For  $k \in \{1, \dots, K\}$ , define selection probabilities

$$(3) \quad p_{kt} := \mathbb{P}(S_t = k \mid Y^{t-1}, S^{t-1}),$$

<sup>1</sup>One-sided bounds on elements suffice to run a one-sided test or construct a one-sided confidence bound. Also, any lower bound on elements can be accommodated by shifting: if  $x_i \geq a_i$  then  $y_i := (x_i - a_i) \geq 0$ . If all elements share upper and lower bounds  $a$  and  $b$ , they can be rescaled to  $[0, 1]$  with an affine transformation  $y_i := (x_i - a)/(b - a) \in [0, 1]$ ; the mean of the resulting population  $\wr y_i \wr$  is the same affine transformation applied to the original mean.

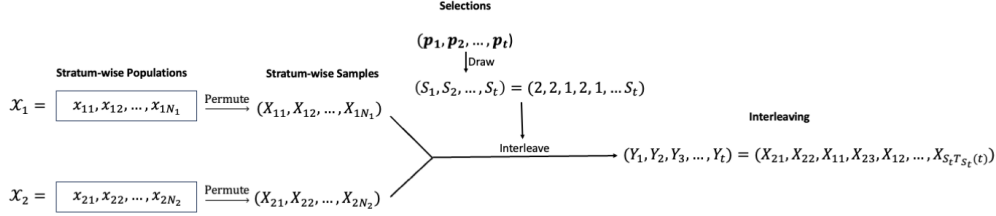


FIG 2. Sequential stratified sampling without replacement. The population consists of  $K = 2$  strata, each a bag of  $N_k$  numbers in  $[0, 1]$ . Within each stratum, the sampling process produces a random permutation of its corresponding bag. The stratum selectors  $(\mathbf{p}_t)$  specify the chance that draw  $t$  will be from each stratum, given the sampling history so far. The resulting selections  $(S_t)$  interleave the permuted values into a single sequential sample  $(Y_t)$  for each  $\eta$ .

and set  $\mathbf{p}_t := [p_{1t}, \dots, p_{Kt}]$ ,  $t \in \mathbb{N}$ . If  $\mathbf{p}_t$  has one component equal to 1 and the rest equal to zero, the stratum selection is deterministic (conditional on the past). We refer to  $\mathbf{p}_t$  as the *stratum selector*. To summarize, the stratum selection  $(S_t)$  is a stochastic process taking values in  $\{1, \dots, K\}$ , while the stratum selector  $(\mathbf{p}_t)$  is a vector-valued process specifying a categorical distribution for  $S_t$ , given the sampling history so far.

As of time  $t$ , the *sampling depth* in stratum  $k$  is the number of items in  $Y^t$  that came from stratum  $k$ , denoted  $T_k(t)$ . Thus  $X_k^{T_k(t)} := (X_{ki})_{i=1}^{T_k(t)}$  are the data from stratum  $k$  at time  $t$ , and the  $t$ th item in the interleaving,  $Y_t = X_{S_t T_{S_t}(t)}$ , is the  $T_{S_t}(t)$ th item drawn from stratum  $S_t$ . We can write  $Y^t = (X_{S_i T_{S_i}(i)})_{i=1}^t$ , and refer the reader to Figure 2 for an illustration. The selections can depend on the intersection null, in which case we augment the notation above. For instance,  $S^t(\eta)$  is a sequence of selections for  $\eta$  and  $Y^t(\eta)$  is the corresponding interleaving. The filtration  $\mathcal{F}_t(\eta) := \sigma(Y^t(\eta), S^{t+1}(\eta))$  is the sigma-field representing everything known up to time  $t$  at null  $\eta$ . Note that the selections are generated before the data is observed.

2.3. *Sequential hypothesis tests.* Valid tests follow from valid  $P$ -values.

DEFINITION 1 (Stratified sequential  $P$ -value). *Let  $(P_t)_{t \in \mathbb{N}}$  be a  $[0, 1]$ -valued stochastic process. Then  $(P_t)$  is a sequentially valid  $P$ -value for the global null hypothesis  $\mathcal{X}_{\mathbf{N}} \in \mathbb{N}_{\mathbf{N}}^0$  if for any fixed  $q \in [0, 1]$ ,*

$$\mathbb{P}_{\mathcal{X}_{\mathbf{N}}}(\exists t \in \mathbb{N} : P_t \leq q) \leq q \text{ when } \mathcal{X}_{\mathbf{N}} \in \mathbb{N}_{\mathbf{N}}^0.$$

If  $(P_t)$  is an sequentially valid  $P$ -value, then rejecting the null hypothesis only when  $P_t \leq \alpha$  yields a sequentially valid hypothesis test with significance level  $\alpha$ . The random variable  $\tau := \inf\{t \in \mathbb{N} : P_t \leq \alpha\}$  is the *stopping time* of the test.

One can easily construct such  $P$ -values from stochastic processes that are nonnegative supermartingales under the null [Shafer et al., 2011]:

DEFINITION 2 (Test supermartingale (TSM)). *The stochastic process  $(M_t)_{t \in \mathbb{N}}$  is a test supermartingale (TSM) for  $H_0$  with respect to the filtration  $(\mathcal{F}_t)_{t \in \mathbb{N}}$  if, when  $H_0$  is true,  $(M_t)_{t \in \mathbb{N}}$  is a nonnegative supermartingale starting at 1 such that  $M_t \geq 0$ ,  $\mathbb{E}[M_t | \mathcal{F}_{t-1}] \leq M_{t-1}$ , and  $\mathbb{E}[M_0] = 1$ .*

TSMs yield sequentially valid  $P$ -values through the following result of Ville [1939]:

PROPOSITION 1 (Ville, 1939). *Let  $M_t$  be a nonnegative supermartingale starting at 1. For all  $q \in [0, 1]$ ,*

$$\mathbb{P}(\exists t \in \mathbb{N} : M_t \geq 1/q) \leq q.$$

Ville's inequality is analogous to Markov's inequality, but holds uniformly over  $t \in \mathbb{N}$ . It implies that the reciprocal of the running maximum of a TSM,  $(\max_{j \leq t} M_j)^{-1} \in [0, 1]$ , is a sequentially valid  $P$ -value for  $H_0$ .

2.3.1. *Constructing TSMs from random samples.* Consider a single stratum with true mean  $\mu_k^*$  and null mean  $\eta_k$ . We construct a process  $(M_{kt})_{t \in \mathbb{N}}$  that is a TSM with respect to the samples  $(X_{kt})_{t \in \mathbb{N}}$  under the *stratum null*  $\mu_k^* \leq \eta_k$ . The *conditional* stratumwise null mean  $\eta_{kt}$  is the mean of the values remaining in  $\mathcal{X}_k$  at time  $t$  if the null is true:

$$\eta_{kt} = \begin{cases} \eta_k & \text{for sampling with replacement,} \\ \frac{\eta_k N_k - \sum_{i=1}^{T_k(t-1)} X_{ki}}{N_k - T_k(t-1)} & \text{for sampling without replacement.} \end{cases}$$

Generically, a within-stratum TSM can be written  $M_{kt}(\eta_k) := \prod_{i=1}^{T_k(t)} Z_{ki}(\eta_k)$ , where  $Z_{ki}(\eta_k)$  satisfies  $\mathbb{E}[Z_{ki}(\eta_k) | X_k^{i-1}] \leq 1$  when  $\mu_k^* \leq \eta_k$ . In particular, we use the *betting TSM*

$$M_{kt}(\eta_k) := \prod_{i=1}^{T_k(t)} [1 + \lambda_{ki}(X_{ki} - \eta_{ki})].$$

The term  $\lambda_{ki} \in [0, 1/\eta_{ki}]$  is a user-defined bet, which determines how much  $M_{kt}(\eta_k)$  grows or shrinks after the difference  $(X_{ki} - \eta_{ki})$  is observed. [Waudby-Smith and Ramdas \[2024\]](#), [Orabona and Jun \[2023\]](#) show that betting martingales can yield sharper inferences than other choices for  $Z_{ki}(\eta_{ki})$ , like exponential supermartingales [[Howard et al., 2021](#)]. Within-stratum TSMs can be combined across strata to form a  $P$ -value for an intersection null.

2.3.2. *Intersection test supermartingales (I-TSMs).* Given a particular intersection null  $\boldsymbol{\eta}$ , define the *intersection TSM* (I-TSM):

$$M_t(\boldsymbol{\eta}) := \prod_{k=1}^K M_{kT_k(t)}(\eta_k) = \prod_{k=1}^K \prod_{i=1}^{T_k(t)} Z_{ki}(\eta_k) = \prod_{i=1}^t \tilde{Z}_i,$$

where  $\tilde{Z}_i := Z_{S_i T_{S_i}(i)}(\eta_{S_i})$  the  $T_{S_i}(i)$ th term of the within-stratum TSM for stratum  $S_i$ . In other words,  $(\tilde{Z}_t)$  is an interleaving defined by the selections  $(S_t)$ , in the same order as the data interleaving  $(Y_t)$ . Because the selections are predictable, the I-TSM is indeed a TSM for the hypothesis  $\boldsymbol{\mu}^* \leq \boldsymbol{\eta}$ :

$$\mathbb{E}[M_t(\boldsymbol{\eta}) | \mathcal{F}_t(\boldsymbol{\eta})] = M_{t-1}(\boldsymbol{\eta}) \mathbb{E}[\tilde{Z}_t | Y^{t-1}, S^t] = M_{t-1}(\boldsymbol{\eta}) \mathbb{E}[\tilde{Z}_t | X_{S_t}^{T_{S_t}(t-1)}] \leq M_{t-1}(\boldsymbol{\eta}).$$

The second equality holds because samples from different strata are independent, and the inequality holds by construction of the within-stratum TSMs paired with the fact that  $\mu_k^* \leq \eta_k$  under the intersection null. That the I-TSM is an  $E$ -process also follows from the fact that it can be written as a product of independent  $E$ -processes (see, e.g., [Vovk and Wang \[2021\]](#)). Finally,  $P_t(\boldsymbol{\eta}) := 1/\max_{j \leq t} M_j(\boldsymbol{\eta})$  is a sequentially valid  $P$ -value for the intersection null  $\boldsymbol{\eta}$ . If an I-TSM uses betting TSMs in every stratum, it is a *betting I-TSM*.

### 3. Stratified inference with TSMs.

3.1. *Simple stratified inference: combining confidence bounds.* A lower confidence bound (LCB) for the population mean can be used to test the global null: reject if the LCB is greater than the null. An LCB for the population mean can be derived by summing LCBs for each stratumwise mean using a correction for simultaneity. For each stratum  $k$ , define the sequence  $(L_{kt})_{t \in \mathbb{N}}$  where  $L_{kt} := \sup_{\eta \in [0,1]} \{\eta : M_{kt}(\eta) > 1/\alpha\}$  is an LCB constructed from a TSM. Each of these is a *separately valid* LCB in the sense that  $\sup_{k \in \{1, \dots, K\}} \mathbb{P}(\exists t \in \mathbb{N} : L_{kt} > \mu_k^*) \leq \alpha$ . Because the strata are independent, Šidák's correction<sup>2</sup> guarantees that the corrected LCBs  $\tilde{L}_{kt} := \sup_{\eta \in [0,1]} \{\eta : M_{kt}(\eta) > 1/(1 - (1 - \alpha)^{1/K})\}$  are *simultaneously valid*:

$$\mathbb{P} \left( \exists (t_1, \dots, t_K) \in \mathbb{N}^K : \bigcup_{k=1}^K \{\tilde{L}_{kt_k} > \mu_k^*\} \right) \leq \alpha.$$

Šidák-corrected LCBs can be used for a global test as follows.

**PROPOSITION 2.** *For each  $k \in \{1, \dots, K\}$ , Let  $\tilde{L}_{kT_k(t)}$  be a  $(1 - \alpha)^{1/K}$  LCB for  $\mu_k^*$  at time  $t$ . The stratum-weighted sum*

$$L_t := \sum_{k=1}^K w_k \tilde{L}_{kT_k(t)}$$

*is a sequentially valid  $(1 - \alpha)$  LCB for  $\mu^*$ , and a test that rejects  $H_0$  when  $L_t > \eta_0$  is a sequentially valid level- $\alpha$  test of  $H_0$  with stopping time  $\tau(L_t) := \min\{t \in \mathbb{N} : L_t > \mu_0\}$ .*

The proof is in Section B.2. This approach is easy to implement whenever computing the LCBs  $\{L_{kT_k(t)}\}_{k=1}^K$  is straightforward and efficient; [Waudby-Smith and Ramdas \[2024\]](#) and [Orabona and Jun \[2023\]](#) describe a number of possibilities.

There are two sources of slack in using Proposition 2 to test  $H_0$ : (a) The LCB method bounds each of the  $K$  components of  $\mu^*$  separately, but we only need to bound  $\mu^* = w \cdot \mu^*$ . (b) Each of the  $K$  TSMs must reach  $1/(1 - (1 - \alpha)^{1/K})$ . The Šidák may be unnecessarily conservative, but, even ignoring multiplicity entirely, each TSM would need to be bigger than  $1/\alpha$  for the (now potentially invalid) LCB method to stop. In contrast, to test the intersection null  $\mu^* \leq \eta$  only requires the *product* of stratumwise TSMs to reach  $1/\alpha$ . In particular, the test could reject  $\eta$  with all  $K$  TSMs equal to  $\alpha^{-1/K}$ . This is a much lower hurdle in each stratum, but it requires every TSM to grow (or, at least, not to shrink) for every stratum and every intersection null in the union. This is the goal of the test we now describe.

### 3.2. Union-of-intersections test sequence (UI-TS).

**DEFINITION 3** (Union-of-Intersections Test Sequence). *A stochastic process  $(U_t)_{t \in \mathbb{N}}$  is a Union-of-Intersections Test Sequence (UI-TS) for the composite null hypothesis  $H_0 : \mathcal{X}_N^* \in \mathbb{N}_N^0$  if for all  $\mathcal{X}_N \in \mathbb{N}_N^0$ ,*

$$\mathbb{P}_{\mathcal{X}_N}(\exists t \in \mathbb{N} : U_t \geq 1/\alpha) \leq \alpha.$$

*Equivalently,  $(U_t)$  is a UI-TS if its truncated reciprocal  $P_t := 1 \wedge (1/U_t)$  is a sequentially valid  $P$ -value for the null  $H_0$ .*

<sup>2</sup>Sharper corrections for simultaneous LCBs may be available; for instance, through the  $E$ -closure principle [\[Xu et al., 2025\]](#). In our simulation study, we compute the LCBs with no adjustment whatsoever. This strategy does not guarantee validity, but provides an upper bound on the efficiency of any method based on summing LCBs.

Recall the union-of-intersections form of the global null in Equation (2) and the definition of  $\mathcal{E}_0$  above. As shown in Section 2.3.2, we can test a particular  $\boldsymbol{\eta} \in \mathcal{E}_0$  using an I-TSM. We can reject  $H_0$  if the  $P$ -value for every  $\boldsymbol{\eta} \in \mathcal{E}_0$  is less than  $\alpha$ , i.e., if the *smallest* I-TSM evaluated over  $\mathcal{E}_0$  is at least  $1/\alpha$ . Therefore,

$$M_t := \min_{\boldsymbol{\eta} \in \mathcal{E}_0} \max_{j \leq t} M_j(\boldsymbol{\eta}) = \left[ \max_{\boldsymbol{\eta} \in \mathcal{E}_0} P_t(\boldsymbol{\eta}) \right]^{-1} = \left[ \max_{\boldsymbol{\eta} \in \mathcal{E}_0} \left\{ \max_{j \leq t} M_j(\boldsymbol{\eta}) \right\}^{-1} \right]^{-1}$$

is a UI-TS for  $H_0$ . When every  $M_t(\boldsymbol{\eta})$  is a betting I-TSM,  $M_t$  is a *betting UI-TS*.

The distribution of  $M_t$  is induced by the random order of the sample within each stratum, for all strata  $((X_{ki}))_{k=1}^K$  and any auxiliary randomness in the bets and selections  $\{(\boldsymbol{p}_t(\boldsymbol{\eta}), \boldsymbol{\lambda}_t(\boldsymbol{\eta}))\}_{\boldsymbol{\eta} \in \mathcal{E}_0}$ . Expectations over  $M_t$  average uniformly over the possible sample sequences—under sampling without replacement there are  $\prod_k N_k!$  and under sampling with replacement there are countably infinite—and over auxiliary randomness. The smallest I-TSM at time  $t$  might not be the smallest I-TSM at time  $t'$ . Since selections may depend on  $\boldsymbol{\eta}$ , those I-TSMs in general involve different filtrations. Thus it is not clear how to denote expectations of  $M_t$  conditional on the past. For instance, if  $M_t = M_t([0, 1])$  and  $M_{t-1} = M_{t-1}([1, 0])$ , the history of  $M_t$  is  $\mathcal{F}_t([0, 1])$  and could be different than the history  $\mathcal{F}_{t-1}([1, 0])$  of  $M_{t-1}$ . Without the running max, a UI-TS would be an  $E$ -process, because it would be upper bounded by a set of TSMs [Ramdas et al., 2023]. Even with this alteration, it cannot be written as a TSM because it does not have a single filtration.

**3.2.1. The boundary of  $\mathcal{E}_0$ .** Minimizing over  $\mathcal{E}_0$  is non-trivial. We restrict attention to within-stratum TSMs that are always monotone decreasing in  $\eta_k$ . This makes the I-TSM  $M_t(\boldsymbol{\eta})$  componentwise monotone in  $\boldsymbol{\eta}$ . Consequently, the minimum of  $M_t(\boldsymbol{\eta})$  occurs on the boundary of  $\mathcal{E}_0$ , i.e., the set of points in the null that are closest to the alternative.

To formalize, let  $\Omega_k$  be the set of all possible means  $\mu_k$  in stratum  $k$ . For example, if stratum  $k$  is binary, then  $\Omega_k = \{0, 1/N_k, \dots, (N_k - 1)/N_k, N_k\}$ . Let  $\Omega = \prod_{k=1}^K \Omega_k$  be the Cartesian product containing all possible stratumwise means  $\boldsymbol{\mu}$ . The *boundary* of  $\mathcal{E}_0$  is

$$\mathcal{B} := \{\boldsymbol{\eta} \in \Omega : \boldsymbol{w} \cdot \boldsymbol{\eta} \leq \eta_0 \text{ and } \Omega \ni \boldsymbol{\zeta} > \boldsymbol{\eta} \implies \boldsymbol{w} \cdot \boldsymbol{\zeta} > \eta_0\}.$$

Restricting to monotone TSMs,<sup>3</sup> the value of  $\boldsymbol{\eta}$  that minimizes  $M_t(\boldsymbol{\eta})$  is in  $\mathcal{B}$ . Now define

$$\mathcal{C} := \{\boldsymbol{\eta} : \boldsymbol{w} \cdot \boldsymbol{\eta} = \eta_0, \mathbf{0} \leq \boldsymbol{\eta} \leq \mathbf{1}\} \subset \mathcal{E}_0.$$

Because the I-TSMs are componentwise monotone, optimizing over the set  $\mathcal{C}$  rather than  $\mathcal{B}$  gives a conservative result, with little slack. The set  $\mathcal{C}$  is a polytope, the intersection of the unit  $K$ -cube with the hyperplane  $\boldsymbol{w} \cdot \boldsymbol{\eta} = \eta_0$ . This geometry influences the computational properties of UI-TSs: in short, relaxing  $\mathcal{B}$  to  $\mathcal{C}$  greatly simplifies things (see Sections 5 and C for details). In what follows we always assume this relaxation.

**3.2.2. Global stopping time and global sample size.** We distinguish between the *stopping time* of a UI-TS and its *workload*, measured by the number of samples it requires to stop. To do so, we temporarily embellish the notation to highlight dependence on the intersection null  $\boldsymbol{\mu}^* \leq \boldsymbol{\eta}$ . For each  $\boldsymbol{\eta} \in \mathcal{C}$ , denote the selections by  $(S_t(\boldsymbol{\eta}))_{t \in \mathbb{N}}$ , the selection rule by  $(\boldsymbol{p}_t(\boldsymbol{\eta}))_{t \in \mathbb{N}}$ , and the stratumwise sample sizes by  $\{T_k(t, \boldsymbol{\eta})\}_{k=1}^K$ . The stopping time of the level  $\alpha$  test induced by UI-TS  $M_t$  at  $\boldsymbol{\eta}$  is  $\tau(M_t; \boldsymbol{\eta}) := \min\{t \in \mathbb{N} : M_t(\boldsymbol{\eta}) \geq 1/\alpha\}$ . This is the number

<sup>3</sup>If  $\boldsymbol{\eta} \in \mathcal{E}_0 \setminus \mathcal{B}$ , then there is some point  $\boldsymbol{\eta}' \in \mathcal{B}$  with  $\boldsymbol{\eta} < \boldsymbol{\eta}'$  for which we enforce that  $M_t(\boldsymbol{\eta})$  uses the same selections and bets as  $M_t(\boldsymbol{\eta}')$ . As result,  $M_t(\boldsymbol{\eta}') < M_t(\boldsymbol{\eta})$  for all  $t$  because of the monotonicity of the stratumwise TSMs in  $\eta_k$ .

of overall samples needed for  $M_t(\boldsymbol{\eta})$  to reject  $\boldsymbol{\eta}$ ; and  $\tau_k(M_t; \boldsymbol{\eta}) := T_k(\tau(M_t; \boldsymbol{\eta}), \boldsymbol{\eta})$  is the number of samples needed from stratum  $k$ . The *global stopping time* is the sample size needed for the “last” I-TSM, considered on its own, to hit or cross  $1/\alpha$ :

$$\tau(M_t) := \inf\{t \in \mathbb{N} : M_t \geq 1/\alpha\} = \sup_{\boldsymbol{\eta} \in \mathcal{C}} \sum_{k=1}^K \tau_k(M_t; \boldsymbol{\eta}).$$

On the other hand, the *global sample size*  $n_\tau$  is the total number of samples drawn across all strata when  $H_0$  is rejected:

$$n_\tau(M_t) := \sum_{k=1}^K \sup_{\boldsymbol{\eta} \in \mathcal{C}} \tau_k(M_t; \boldsymbol{\eta}).$$

The sample size is the more relevant quality for designing a sequential stratified sample or evaluating the efficiency of a UI-TS, because it quantifies the number of physical samples required to stop. The stopping time bounds the sample size according to the following lemma (the simple proof appears in Section B.1).

LEMMA 1. *Let  $M_t$  be a UI-TS for the composite null  $H_0 : \mathcal{X}_N^* \in \mathbb{N}_N^0$ .*

1. *For any  $M_t$ , potentially with selections  $S_t(\boldsymbol{\eta})$  that vary across  $\boldsymbol{\eta} \in \mathcal{C}$ ,*

$$\tau(M_t) \leq n_\tau(M_t) \leq K \times \tau(M_t).$$

2. *If  $M_t$  uses the same stratum selections  $S_t$  to test every  $\boldsymbol{\eta} \in \mathcal{C}$ ,  $\tau(M_t) = n_\tau(M_t)$ .*

Below, when  $M_t$  is clear from context, we will drop it from the notation.

#### 4. Desirable properties: consistency and efficiency.

4.1. *Consistency.* Loosely speaking, a sequential test is consistent if it eventually rejects the global null when the global null is false. We can build a consistent UI-TS from I-TSMs that are *intersection consistent*.

DEFINITION 4 (Intersection consistency). *Consider a sequentially valid, level  $\alpha$  test of the intersection null hypothesis  $\boldsymbol{\mu}^* \leq \boldsymbol{\eta}$  with  $P$ -value  $P_t(\boldsymbol{\eta})$  at time  $t$ . If*

$$\mathbb{P}_{\mathcal{X}_N} \{\exists t \in \mathbb{N} : P_t(\boldsymbol{\eta}) \leq \alpha\} = 1$$

*for all  $\mathcal{X}_N$  such that  $\boldsymbol{\mu}(\mathcal{X}_N) \not\leq \boldsymbol{\eta}$  and all  $\alpha \in (0, 1)$ , then the test is intersection consistent for  $\boldsymbol{\eta}$ . The probability is with respect to sampling from the population and any stochastic aspects of the test, including the selection  $S_t(\boldsymbol{\eta})$ .*

An I-TSM  $M_t(\boldsymbol{\eta})$  is consistent if it grows without bound whenever  $\boldsymbol{\mu}(\mathcal{X}_N) \not\leq \boldsymbol{\eta}$ , producing an almost-surely shrinking  $P$ -value and an intersection consistent test of  $\boldsymbol{\eta}$  (i.e., a ‘test of power 1’; see Ramdas and Wang [2025, §3.3]). When sampling without replacement, consistency can be trivially satisfied by setting the I-TSM to infinity when the intersection null is certainly false in one stratum, even if it is certainly true in another.<sup>4</sup> When sampling with replacement, constructing a consistent I-TSM requires protecting against two failure modes. First, in at

<sup>4</sup>With product combining, this entails defining  $\infty \times 0 := \infty$ .

least one stratum in which  $\mu_k^* > \eta_k$ , the stratumwise TSM  $M_{kt}(\eta_k)$  must grow.<sup>5</sup> Second, the stratumwise TSM for any stratum in which  $\mu_k^* \leq \eta_k$  must not shrink towards zero without bound. That can be accomplished by curtailing sampling in strata where there is evidence that  $\mu_k^* \leq \eta_k$ ; by reducing the bets in those strata to zero; or by ensuring that at some stage, an overwhelming fraction of the samples come from some stratum in which the null is false.<sup>6</sup>

**DEFINITION 5 (Global consistency).** *Consider a sequentially valid, level  $\alpha$  test of the global null  $\mu^* \leq \eta_0$ , and let  $P_t$  denote the  $P$ -value for that test at time  $t$ . The test is globally consistent iff*

$$\mathbb{P}_{\mathcal{X}_N} \{ \exists t \in \mathbb{N} : P_t \leq \alpha \} = 1$$

*whenever  $\mu(\mathcal{X}_N) > \eta_0$ . The probability is with respect to sampling from the population and all stochastic aspects of the test.*

We will call a UI-TS *consistent* if it produces a globally consistent test. A UI-TS must grow over the entire set of selections  $\{S_t(\boldsymbol{\eta})\}_{\boldsymbol{\eta} \in \mathcal{C}}$  to be consistent, and this set is included in the aforementioned stochastic aspects of the test. In theory, we can use any set of consistent I-TSMs  $\{M_t(\boldsymbol{\eta})\}_{\boldsymbol{\eta} \in \mathcal{C}}$  to construct a consistent UI-TS. In practice,  $\mathcal{C}$  may be uncountably infinite, so computing the UI-TS  $P$ -value  $P_t$  may be intractable unless the set  $\{M_t(\boldsymbol{\eta})\}_{\boldsymbol{\eta} \in \mathcal{C}}$  has some structure. Perhaps surprisingly, the simplest ways to structure  $\{M_t(\boldsymbol{\eta})\}_{\boldsymbol{\eta} \in \mathcal{C}}$ —fix the bets and selections over nulls, time, and strata—can easily yield inconsistent UI-TSs (see Section A). While consistency is necessary for a useful test, it is not sufficient: a consistent UI-TS may still require an impractically large sample size.

**4.2. Efficiency.** Practically useful tests should keep  $n_\tau$  relatively small when the null is false. There is substantial subtlety lurking here because: (a) the alternative is usually not a single known distribution (a *simple* alternative) but a set of distributions (a *composite* alternative); (b)  $n_\tau$  is a random variable and it is not given which features of its distribution (median, expected value, etc) should be minimized; (c) for a UI-TS,  $n_\tau$  can have a complicated structure depending on the underlying I-TSMs.

Recall that Lemma 1 relates the sample size and stopping time as  $\tau \leq n_\tau \leq K\tau$  for general UI-TSs. It is difficult to find the UI-TS that minimizes  $\mathbb{E}[n_\tau]$  over all possible bets and selections, even for a simple alternative  $\mathcal{X}_N \in \mathbb{N}_N^1$ . We start with the more modest goal of constructing a UI-TS that minimizes the expected stopping time  $\mathbb{E}[\tau]$  under a simple alternative. These tests are called *stopping-time optimal* (STO). We characterize (a) STO strategies for known simple alternatives; (b) approximately STO strategies for unknown simple alternatives; and (c) computable approximations to (b). STO UI-TSs can be constructed as the minimum of a collection of Kelly-optimal I-TSMs. We also consider constraining the UI-TS to use the same stratum selections ( $S_t$ ) for all  $\boldsymbol{\eta} \in \mathcal{E}_0$ , in which case  $n_\tau = \tau$  by Lemma 1. We call such UI-TSs *STO for* ( $S_t$ ); it is also *efficient for* ( $S_t$ ), which we now define formally.

**DEFINITION 6 (Efficiency at  $\mathcal{X}_N$ ).** *Consider testing the composite null  $H_0 : \mathcal{X}_N^* \in \mathbb{N}_N^0$ . Given two UI-TSs for  $H_0$ ,  $M_t$  and  $M'_t$ , the relative efficiency of  $M_t$  to  $M'_t$  at  $\mathcal{X}_N \in \mathbb{N}_N^1$  is*

$$0 \leq \frac{\mathbb{E}_{\mathcal{X}_N} [n_\tau(M'_t)]}{\mathbb{E}_{\mathcal{X}_N} [n_\tau(M_t)]}.$$

<sup>5</sup>This is not a given. Recalling a classic example, suppose that in each stratum the population is binary and we are using the Bernoulli SPRT as the TSM. It is well known that, even when  $\mu_k^* > \eta_k$ , if the tuning parameter corresponding to the suspected alternative mean is incorrectly specified, the stratumwise TSM  $M_{kt}(\eta_k)$  has a positive probability of never crossing  $1/\alpha$  [Wald, 1945].

<sup>6</sup>Another strategy is to change the combining function when constructing  $P_t(\boldsymbol{\eta})$ . Averaging [Cho et al., 2024] or Fisher's combining function [Spertus and Stark, 2022] are consistent even when some  $P$ -values approach zero.

The expectations are with respect to sampling from  $\mathcal{X}_N$  and any auxiliary randomness in the UI-TSs, including in the stratum selection. The efficiency of  $M_t$  at  $\mathcal{X}_N$  is its relative efficiency with respect to any level- $\alpha$  test that minimizes the expected sample size.

This definition of efficiency can be generalized in at least two ways. First, one could use a functional of the distribution of  $n_\tau$  other than its expected value, such as a percentile of  $n_\tau$ . We examine stopping time percentiles in Section 6.2. Second, while Definition 6 considers a simple alternative  $\mathcal{X}_N \in \mathfrak{N}_N^1$ , we could quantify efficiency over a composite alternative  $\mathfrak{N}_N^1$ . There are two standard approaches. (1) Summarize performance by a weighted average over the composite alternative; this is analogous to the GRO criterion in Grünwald et al. [2024]; (2) Summarize performance by the minimum efficiency over the composite alternative; this is analogous to the REGROW criterion of Grünwald et al. [2024].

We can construct an STO betting UI-TS (there may be more than one) from a collection of Kelly-optimal betting I-TSMs, each of which is defined as follows.

**DEFINITION 7** (Kelly-optimal betting I-TSM for bets and selections). *A betting I-TSM  $M_t^*(\boldsymbol{\eta})$  for the intersection null  $\boldsymbol{\mu}^* \leq \boldsymbol{\eta}$  is Kelly-optimal for the simple alternative  $\mathcal{X}_N \in \mathfrak{N}_N^1$  if its expected log-growth is maximal among all betting I-TSMs for  $\boldsymbol{\eta}$ . That is, for the filtration  $\mathcal{F}_t(\boldsymbol{\eta}) := (Y^t(\boldsymbol{\eta}), S^t(\boldsymbol{\eta}))$ ,*

$$\mathbb{E}_{\mathcal{X}_N}[\Delta M_t^*(\boldsymbol{\eta}) | \mathcal{F}_{t-1}(\boldsymbol{\eta})] = \sup \mathbb{E}_{\mathcal{X}_N}[\Delta M_t(\boldsymbol{\eta}) | \mathcal{F}_{t-1}(\boldsymbol{\eta})],$$

where

$$\Delta M_t(\boldsymbol{\eta}) := \log(M_t(\boldsymbol{\eta})/M_{t-1}(\boldsymbol{\eta})) = \log \sum_{k=1}^K 1\{S_t(\boldsymbol{\eta}) = k\} Z_{kT_k(t)}(\eta_k)$$

is the logarithmic change in the I-TSM at time  $t$ . The supremum is over all choices of bets and selection rules  $(\boldsymbol{\lambda}_t(\boldsymbol{\eta}), \mathbf{p}_t(\boldsymbol{\eta}))$  that yield an I-TSM for  $\boldsymbol{\eta}$ . The expectation is with respect to the random sampling from  $\mathcal{X}_N$  and the stratum selections  $S^t(\boldsymbol{\eta})$ .

Wald [1945]’s equation  $\mathbb{E}[\tau(M_t(\boldsymbol{\eta}))] = \frac{-\log \alpha}{\mathbb{E}[\Delta M_t(\boldsymbol{\eta})]}$  implies a Kelly-optimal I-TSM is STO.

**DEFINITION 8** (Kelly-optimal betting I-TSM conditional on  $S^t$ ). *A betting I-TSM  $M_t^\dagger(\boldsymbol{\eta})$  for the intersection null  $\boldsymbol{\mu}^* \leq \boldsymbol{\eta}$  is Kelly-optimal for the simple alternative  $\mathcal{X}_N \in \mathfrak{N}_N^1$  and the sequence of selections  $S_t(\boldsymbol{\eta})$  if its expected log-growth is maximal among all betting I-TSMs for  $\boldsymbol{\eta}$  that use the selections  $S_t(\boldsymbol{\eta})$ . That is, for the filtration  $\tilde{\mathcal{F}}_t(\boldsymbol{\eta}) := (Y^t(\boldsymbol{\eta}), S^{t+1}(\boldsymbol{\eta}))$ ,*

$$\mathbb{E}_{\mathcal{X}_N}[\Delta M_t^\dagger(\boldsymbol{\eta}) | \tilde{\mathcal{F}}_{t-1}(\boldsymbol{\eta})] = \sup \mathbb{E}_{\mathcal{X}_N}[\Delta M_t(\boldsymbol{\eta}) | \tilde{\mathcal{F}}_{t-1}(\boldsymbol{\eta})],$$

where  $\Delta M_t(\boldsymbol{\eta})$  is defined as in Definition 7. The supremum is taken over all choices of bets  $\boldsymbol{\lambda}_t(\boldsymbol{\eta})$ , while the expectation is with respect to the random sampling from  $\mathcal{X}_N$ .

We now identify the Kelly-optimal bets  $(\boldsymbol{\lambda}_t(\boldsymbol{\eta}))_{t \in \mathbb{N}}$  and selection rules  $(\mathbf{p}_t(\boldsymbol{\eta}))_{t \in \mathbb{N}}$  that parameterize  $M_t^*(\boldsymbol{\eta})$  and the betting rules that parameterize  $M_t^\dagger(\boldsymbol{\eta})$ . The optimal bets  $\boldsymbol{\lambda}_t^*(\boldsymbol{\eta})$  do not depend on the selection rule  $\mathbf{p}_t(\boldsymbol{\eta})$  and so are the same in either case.

**LEMMA 2** (Constructing a Kelly-optimal I-TSM). *Fix an intersection null  $\boldsymbol{\eta} \in \mathcal{C}$  and a simple alternative  $\mathcal{X}_N \in \mathfrak{N}_N^1$ .*

1. **Bets:** Define the bets  $\boldsymbol{\lambda}_t^*(\boldsymbol{\eta}) := [\lambda_{1t}^*(\boldsymbol{\eta}), \dots, \lambda_{Kt}^*(\boldsymbol{\eta})]$  where each

$$\lambda_{kt}^*(\boldsymbol{\eta}) := \arg \max_{\lambda \in [0, 1/\eta_{kt}]} \mathbb{E} \{ \log[1 + \lambda(X_{kt} - \eta_{kt}) | \mathcal{F}_t] \}.$$

2. **Selection rules:** Let  $\mathcal{A}_t := \arg \max_{j \in \{1, \dots, K\}} \mathbb{E}_{\mathcal{X}_N} [\log Z_{jt}(\eta_j) | \mathcal{F}_t]$  be the set of strata with maximal expected log-growth under the alternative  $\mathcal{X}_N$  for the bets  $\lambda_t(\eta)$ . Define the selection rule  $\mathbf{p}_t^*(\eta) := [p_{1t}^*(\eta), \dots, p_{Kt}^*(\eta)]$ , where  $p_{kt}^*(\eta) := 1\{k \in \mathcal{A}_t\} / |\mathcal{A}_t|$ .

The I-TSM  $M_t^*(\eta)$  that uses  $\lambda_t^*(\eta)$  and  $\mathbf{p}_t^*(\eta)$  is Kelly-optimal. The I-TSM  $M_t^\dagger(\eta)$  that uses  $\lambda_t^*(\eta)$  is conditionally Kelly-optimal for any selections.

Lemma 2 is proved in Section B.3. For sampling with replacement (IID), the Kelly-optimal rules do not depend on  $t$  and we may denote them  $\lambda^*(\eta)$  and  $\mathbf{p}^*(\eta)$ . For sampling without replacement, the Kelly-optimal rules are length- $N_k$  sequences in each stratum that depend on the sample order; there are up to  $N_k!$  such sequences.

LEMMA 3 (STO UI-TS). *Fix a simple alternative  $\mathcal{X}_N \in \mathfrak{N}_N^1$ . For each  $\eta \in \mathcal{C}$ , let  $M_t^*(\eta)$  be the Kelly-optimal I-TSM testing the null  $\mu^* \leq \eta$ . Its bets and selections are  $(\lambda_t^*(\eta), \mathbf{p}_t^*(\eta))$  as given in Lemma 2. The UI-TS*

$$M_t^* := \min_{\eta \in \mathcal{C}} \max_{j \leq t} M_j^*(\eta)$$

is STO among all betting UI-TSs.

Note that this UI-TS is parameterized by the entire set of Kelly-optimal bets and selection rules  $\{(\lambda_t^*(\eta), \mathbf{p}_t^*(\eta))\}_{\eta \in \mathcal{C}}$ . The truth of Lemma 3 is evident in the separability of the optimization: in terms of stopping time, the choice of tuning at  $\eta$  does not effect any other  $\eta'$ . A simple proof appears in Section B.4. We emphasize that STO UI-TSs are consistent against any simple alternative because the constituent I-TSMs are consistent, but they may be relatively inefficient (per Lemma 1, up to a factor of  $K$ ) since the interleavings are decoupled across  $\eta \in \mathcal{C}$ . One way around this is to enforce a coupling.

LEMMA 4 (A conditionally efficient UI-TS). *Fix a simple alternative  $\mathcal{X}_N \in \mathfrak{N}_N^1$ . For each  $\eta \in \mathcal{C}$ , let  $M_t^\dagger(\eta)$  be the conditionally Kelly-optimal I-TSM given selections  $S^t$  for testing the null  $\mu^* \leq \eta$ . Its bets are  $\lambda_t^*(\eta)$  as given in Lemma 2. The UI-TS*

$$M_t^\dagger := \min_{\eta \in \mathcal{C}} \max_{j \leq t} M_j^\dagger(\eta)$$

is STO among betting UI-TSs that use  $S^t$  at every  $\eta \in \mathcal{C}$ . Because that condition means  $\tau = n_\tau$ , it is also efficient within this class.

Lemma 4 is true by the same logic as Lemma 3. However, Lemma 4 is a weak result because it allows  $S^t$  to be completely arbitrary. In fact, a conditionally efficient UI-TS can be inconsistent when  $S^t$  is poorly chosen.<sup>7</sup> On the other hand, consistency is guaranteed by simple rules like Kelly-optimal betting with round robin sampling.<sup>8</sup> A more ambitious goal is to construct the single selection rule that generates a UI-TS that is STO (hence efficient) over all such sequences. We do not know how to solve this optimization problem, but in Section 6 we explore a greedy strategy that chooses a single selection sequence by attempting to maximize the growth of the past smallest I-TSM at each timestep.

<sup>7</sup>Suppose we are testing  $H_0 : \mu^* \leq 1/2$  by sampling with replacement and we set  $S_t = 1$  for all  $t$ . Then the conditionally Kelly-optimal I-TSM for the null  $[1, 0]$  always bets 0 in stratum 1 and never samples from stratum 2: it does not grow and never stops for  $\alpha < 1$ .

<sup>8</sup>The growth in strata where the null is false is positive. The growth in other strata is exactly zero.

4.2.1. *Approximate Kelly optimality under the intersection-composite alternative.* Consider a single intersection null  $\eta \in \mathcal{C}$  and suppose the intersection-composite alternative  $\mu^* \not\leq \eta$  is true. Within stratum  $k$ , the alternative  $\mathcal{X}_k$  is not fully specified, so we cannot directly apply Lemma 2. Instead, we use a *predictable* approximation of the Kelly-optimal strategy using past data, “approximate growth rate adapted to the particular alternative” (AGRAPA) [Waudby-Smith and Ramdas, 2024]. Within stratum  $k$ , the AGRAPA bet is  $\lambda_{kt}^{\text{aG}}(\eta_k) := 0 \vee \frac{\hat{\mu}_{k(t-1)} - \eta_k}{\hat{\sigma}_{k(t-1)}^2 + (\hat{\mu}_{k(t-1)} - \eta_k)^2} \wedge \frac{c}{\eta_k}$ , where  $\hat{\mu}_{k(t-1)}$  and  $\hat{\sigma}_{k(t-1)}^2$  are the lagged empirical mean and variance, and  $c \leq 1$  is a user-specified truncation parameter.

4.2.2. *Other betting strategies.* We propose two additional betting strategies that, when paired with fixed stratum selections  $S_t := S_t(\eta)$ , are more tractable computationally than AGRAPA and other approximately Kelly-optimal bets. We present the strategies now and discuss their computational properties in the next section.

The first strategy sets  $\lambda_t(\eta) := \lambda_t$ . Such bets may vary over time as a predictable function of past data, but must be identical for all I-TSMs  $\{M_t(\eta)\}_{\eta \in \mathcal{C}}$ . The predictable plug-in strategy  $\lambda_{kt}^{\text{p}} := 1 \wedge \sqrt{2 \log(2/\alpha) / (\hat{\sigma}_{k(t-1)}^2 t \log t)}$ , recommended by Waudby-Smith and Ramdas [2024], is an instance of a fixed bet when truncated to  $[0, 1]$  rather than  $[0, 1/\eta_k]$ .

The second strategy is  $\lambda_{kt}^{\text{i}}(\eta) := c_{kt}/\eta_k$ , where  $c_{kt}$  is a predictable tuning parameter, and the “I” superscript stands for inverse. An inverse bet is valid as long as  $0 \leq c_{kt} \leq 1$  and  $\eta_k > 0$ . To set  $c_{kt}$ , note that for any given null  $\eta_k$ , it is sensible to bet more when the true mean  $\mu_k$  is larger and the standard deviation  $\sigma_k$  is smaller. This suggests setting  $c_{kt} := l_k \vee (\hat{\mu}_{k(t-1)} - \hat{\sigma}_{k(t-1)}) \wedge u_k$ , where  $\hat{\mu}_{k(t-1)}$  and  $\hat{\sigma}_{k(t-1)}$  are predictable estimates of the true mean and standard deviation. We set them to the lagged sample mean and standard deviation, though regularized or Bayesian estimates are also possible (as in, e.g., Stark [2023]). The limits  $l_k, u_k \in [0, 1)$  are user-chosen truncation parameters ensuring the bets are valid. As defaults, we recommend setting  $l_k = 0.1$  and  $u_k = 0.9$  so that some amount is always wagered but the I-TSMs cannot go broke.  $\lambda_{kt}^{\text{i}}(\eta)$  produces a set of I-TSMs that are convex over  $\eta \in \mathcal{C}$ , making the UI-TS more computationally tractable.

**5. Computation.** In principle, the results of Section 4.2.1 allow one to construct an approximately optimal I-TSM for every  $\eta \in \mathcal{C}$ ; Lemma 3 then constructs a STO UI-TS under the alternative  $\mu^* > \eta_0$ . In practice, this can be infeasible to implement. The tractability of the minimization depends on the constituent I-TSMs and how they vary over  $\eta \in \mathcal{C}$ . We classify I-TSMs accordingly. The term  *$\eta$ -aware* refers to betting and selection strategies that depend on  $\eta$ ;  *$\eta$ -oblivious* refers to strategies that do not. An I-TSM or UI-TS is called  *$\eta$ -oblivious* only if all its selectors and bets are  *$\eta$ -oblivious*. We now describe a few strategies for computation under different population sizes and numbers of strata.

*Small  $K$ , small  $N$ , discrete support.* Recall from Section 3.2.1 that  $\mathcal{B}$  is the (possibly finite) boundary of  $\mathcal{E}_0$ . If the support of  $\mathbb{N}_N^0$  is small and known (e.g., if  $\mathcal{X}_N^*$  is known to be binary), if there are few strata (e.g.,  $K \leq 3$ ), and if the strata are small (e.g.,  $\max_k N_k \leq 1000$ ), it is feasible to enumerate  $\mathcal{B}$ . That makes it possible to use any  *$\eta$ -aware* strategy  $\{(\lambda_t(\eta), \mathbf{p}_t(\eta))\}_{\eta \in \mathcal{B}}$  and compute the UI-TS by brute-force. See Section C.

*Small  $K$ .* When the strata are large or the support is unknown, it is not possible to minimize over  $\mathcal{B}$  by brute force. In Section C we show that  *$\eta$ -oblivious* I-TSMs  $M_t(\eta)$  are log-concave over  $\eta \in \mathcal{C}$ . Thus, when bets and selections are  *$\eta$ -oblivious* over a convex subset of  $\mathcal{C}$ , the I-TSMs are log-concave over that subset, and the minimum over that subset must be attained at one of its extreme points. This suggests a strategy for finding the global minimum: partition  $\mathcal{C}$  into  $G$  convex subsets, within each of which the I-TSMs are  *$\eta$ -oblivious*; find the minimum over each subset by exploiting log-concavity; then find the minimum of those minima.

For instance,  $\mathcal{E}_0$  can be partitioned into convex polygons and the I-TSMs need only be evaluated at the intersection of the vertices of the polygons with  $\mathcal{C}$ . A different selection rule and bet can be used for each polygon. We examine the case  $K = 2$ , partitioning  $\mathcal{E}_0$  into  $G$  ‘bands’ defined by  $G + 1$  points along the line  $\mathcal{C}$ . We give pseudo-code for this strategy in Algorithm 1, which appears at the end of our appendix. The size and number of bands affects the statistical efficiency of the UI-TS and the computational burden. See Section 6.1.

*Moderate  $K$ .* Setting  $G = 1$  above would yield an  $\eta$ -oblivious UI-TS. The resulting I-TSM  $M_t(\eta)$  is log-concave in  $\eta$  over all of  $\mathcal{C}$ . Its minimum is attained at a vertex of the polytope  $\mathcal{C}$ : we can compute  $M_t$  by evaluating  $M_t(\eta)$  at the set of vertices  $\mathcal{V}$  of  $\mathcal{C}$ . The number of vertices is a combinatorial function of  $K$ . Enumerating the vertices is tractable for any  $N$  and any support if the number of strata is not too big (e.g.  $K \leq 16$ ).

*Arbitrary  $K$ .* If we use  $\eta$ -oblivious selections  $S_t(\eta) := S_t$ , the  $\eta$ -aware inverse betting strategy  $\lambda_t^1(\eta)$  leads to an I-TSM  $M_t(\eta)$  that is smooth and log-convex in  $\eta$ . The minimum generally occurs on the interior of  $\mathcal{C}$  and can be found numerically: the objective and constraints are convex, so projected gradient descent can find the UI-TS for arbitrary  $N$  and  $K$ .

**6. Application to risk-limiting audits.** Risk-limiting audits (RLAs) leverage a trustworthy record of the votes to guarantee that if any reported winner did not win, the chance that the reported outcome will be certified is at most the risk limit. RLAs can be formulated as tests of hypotheses about the means of a collection of bounded lists of nonnegative numbers: the reported winners really won if the mean of every list is greater than  $1/2$  [Stark, 2020]. Those hypotheses can be tested directly by sampling from the lists (*ballot-polling audit*, BPA; technically ballot cards, not whole ballots, are sampled) or indirectly by comparing elements of the list or sums of groups of elements to reference values derived from voting system reports (*comparison audits*); see Stark [2023]. The most efficient methods compare list elements to a reference value for each ballot card (*card-level comparison audits*, CCAs).

In this section, we compare the efficiency of UI-TSs and LCBs in simulations of stratified BPA and CCA RLAs. The simulations are idealized for simplicity of exposition: for BPAs, we assume that every ballot card has a valid vote for one of two candidates, while for CCAs, we assume that the reference values are error-free. (For the general case, see Stark [2020]; non-votes or votes for other candidates will increase BPA sample sizes while errors in the reference values will generally increase CCA sample sizes.) The populations represent two extremes of bounded distributions: for any given mean, the point-mass distribution has minimum variance and the Bernoulli distribution has maximum variance. We expect performance on other distributions (e.g. beta, truncated Gaussian, three-point, etc) that arise in applied problems to be bracketed by the sample sizes estimated here.

6.1. *Point masses: error-free card-level comparison audits.* Using the stratified CCA parametrization in Spertus and Stark [2022, §3.2], we constructed populations with stratum sizes  $N = [200, 200]$  and identical values  $x_{ik} := \mu_k^* = 1/2$  for  $i \in \{1, \dots, 200\}$  and  $k \in \{1, 2\}$ , representing ballots with error-free reference values. The within stratum nulls were defined as  $\eta_k := (1 - \theta_k - \bar{A}_k^c)/2$  where  $\bar{A}_k^c$  was the *stratumwise reported assorter mean*—the share of votes for the winner—and  $\theta \in \{\theta : \mathbf{w} \cdot \theta = 1/2, \mathbf{0} \leq \theta \leq \mathbf{1}\}$ . Letting  $\bar{\mathbf{A}}^c := [\bar{A}_1^c, \bar{A}_2^c]$ , the *global reported assorter mean*  $\bar{A}^c := \mathbf{w} \cdot \bar{\mathbf{A}}^c$  ranged between 0.51 and 0.75, corresponding to electoral margins between 2% and 50%. The gap between stratumwise assorter means was either  $\bar{A}_2^c - \bar{A}_1^c = 0$  or  $\bar{A}_2^c - \bar{A}_1^c = 0.5$ .

For each population, we found the (deterministic) sample sizes for LCBs and UI-TSs. The LCBs were constructed with no correction of the stratum-wise LCBs for multiplicity (e.g., Šidák’s correction) in order to lower bound the sample sizes required by any valid LCB

strategy. The UI-TSs were constructed using the banding strategy discussed in Section 5, partitioning  $\mathcal{C}$  into  $G \in \{1, 3, 10, 100, 500\}$  equal-length segments and evaluating the I-TSMs at the endpoints. Bets were AGRAPA, predictable mixture, or inverse. The selection rule was  $\eta$ -oblivious, nonadaptive round-robin, an  $\eta$ -aware and adaptive “predictable Kelly” strategy using a UCB-style algorithm on every  $\eta \in \mathcal{C}$ , or an  $\eta$ -oblivious “greedy” strategy using the UCB-style algorithm iteratively on the minimizing  $\eta$  at time  $(t - 1)$  to produce a single interleaving for all I-TSMs.

Table 1 gives the sample sizes (averaged across populations and selection rules) for UI-TSs with AGRAPA bets for various  $G$ . Figure 3 gives sample sizes for  $G = 100$ . UI-TSs are generally more efficient than LCBs. The difference is substantial (the y-axis is on the log scale) except when neither the bets nor selections are  $\eta$ -aware (e.g., predictable plug-in bets with round robin selection). Despite having approximately optimal *stopping times*, the predictable Kelly selection rule led to unnecessarily large *sample sizes* because it used different selections for each intersection null. Greedy selection and round robin performed similarly, except when the stratum gap was large and the bets were fixed.

$G$	Sample size ( $n_\tau$ )	Run time (s)
1	400.0	0.3
3	239.9	0.7
10	92.4	2.0
100	57.4	19.8
500	54.8	99.0

TABLE 1. *Sample sizes and run times at various  $G$ , the number of bands for computing a product UI-TS using AGRAPA bets. Results are averaged across all the point-mass populations. The statistical efficiency of the UI-TS increases as  $G$  increases, but with diminishing returns to more computation.*

6.2. *Bernoulli distributions: ballot-polling audits.* We created populations of size  $N = [2100, 2100]$  from Bernoulli distributions with stratumwise success probabilities  $\mu^* = [\mu^* - 0.25, \mu^* + 0.25]$  for  $\mu^* \in [0.51, 0.74]$ . We recorded the sample sizes for the methods as described in Section 6.1, alongside results for two additional betting strategies. The “shrink-trunc Bernoulli” strategy took the mean estimate  $\hat{\mu}_{kt}$  described in Stark [2023, §2.5.2], and transformed it into a bet as described in Section 2.3 of that paper. In more detail, the *a priori* mean was set at  $(\eta_k + 1)/2$ , the anchoring factor was  $d := 20$ , and the estimate was truncated above  $\eta_k + 1/(2\sqrt{d + T_k(t)} - 1)$ . The estimate  $\hat{\mu}_{kt}$  was then transformed to the bet  $\lambda_{kt}^{\text{ST-Bern}}(\eta_k) = [\hat{\mu}_{k(t-1)}/\eta_k - 1]/(1 - \eta_k)$ . This is similar to the Bernoulli SPRT [Wald, 1945], but with a predictable estimate of the alternative rather than a fixed alternative. We also implemented the Kelly-optimal bet (equivalent to Wald’s SPRT for the actual alternative), which yields a lower bound on the expected stopping time of a UI-TS for any selection rule (but is not usually implementable because it requires knowing the alternative). We estimate the expected sample size by the empirical mean sample size in 1000 simulations. We also estimated the power  $\mathbb{P}(\tau \leq 4000)$  as the empirical rate of stopping before  $t = N = 4000$ .

Results for round-robin selection appear in Figure 4. The UI-TSs were nearly always sharper than LCBs with corresponding bets, except when predictable plug-in bets were used. The Kelly-optimal bets yielded the lowest expected sample size, followed by the shrink-trunc Bernoulli and AGRAPA bets. Inverse bets performed relatively poorly for alternatives near the global null, but improved when the true mean was large.

7. **Discussion and conclusions.** The need for sequential inference about the mean of a stratified population arises in numerous applied problems. We constructed tests that leverage test supermartingales (TSMs) to improve over extant methods. The tests represent the global null as a union of intersection hypotheses each of which specifies the mean in every

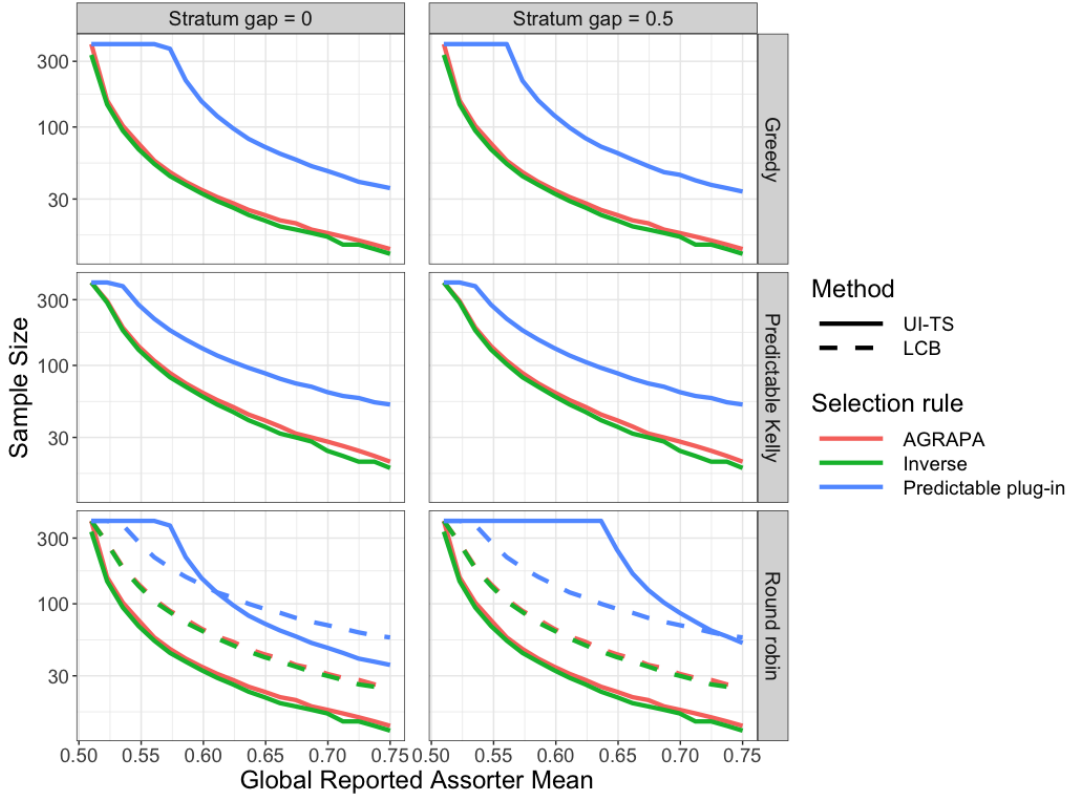


FIG 3. Sample sizes (y-axis, log scale) for various sequential stratified tests (line colors and types) of 2-stratum, error-free, card-level comparison audit populations with varying global reported assorter means (x-axis) and spread between the within-stratum reported assorter means (columns). For example, a global reported assorter mean of 0.6 and stratum gap of 0.5 means  $\bar{A}^c = [0.35, 0.85]$ . UI-TSs were computed using the banding strategy, with  $G = 100$ . All methods assumed sampling was with replacement, but sample sizes were capped at 400: a sample size shown as 400 is really 400 or greater. LCB = lower confidence bound; UI-TS = union-intersection test sequence.

stratum. The tests construct an intersection test supermartingale (I-TSM) for every intersection hypothesis, and take the smallest as a measure of evidence against the global null: a union-of-intersections test sequence (UI-TS). A UI-TS is not necessarily a TSM, but is an  $E$ -process for the global null. UI-TSs can require substantially smaller samples than the simple approach of combining lower confidence bounds (LCBs), but their computational cost is generally higher.

We presented stopping time optimal (STO) UI-TSs, and constructed them from Kelly-optimal I-TSMs. Because STO targets stopping time (the sample size for the hardest-to-reject intersection null) rather than the overall sample size required to reject every intersection null, the STO UI-TS is not necessarily the most efficient UI-TS: there is generally a gap up to a factor of  $K$ . We navigated this issue by evaluating selection strategies that are fixed over the union: round-robin or a “greedy” UCB-style selection that predictably maximizes the expected growth of the previously smallest I-TSM. These were generally sharper than the unconditional STO UI-TS. Open-source Python software that implements our methods and generated the figures and tables in this paper is available at <https://github.com/spertus/UI-TS>.

7.1. *When stratification helps.* Stratified sampling and inference with a UI-TS can be sharper than unstratified sampling and inference with a TSM. Consider a STO UI-TS and a

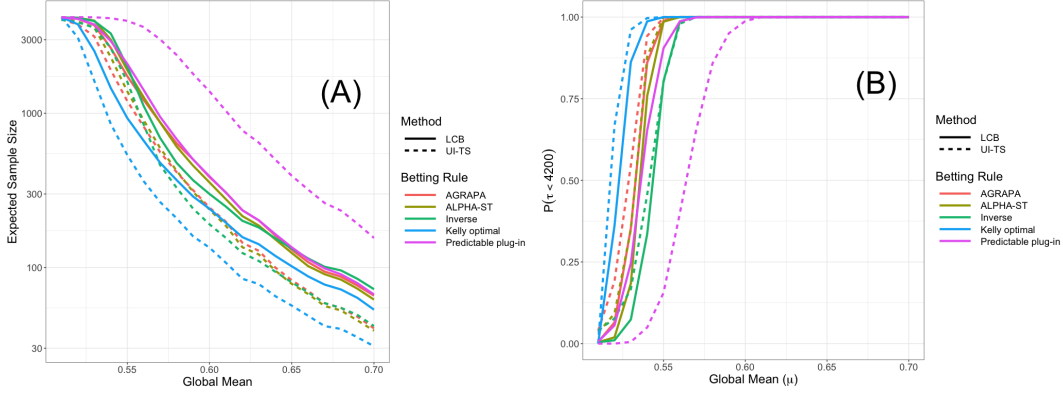


FIG 4. Expected global sample sizes  $\mathbb{E}[n_\tau]$  (Panel (A) y-axis;  $\log_{10}$  scale) and probability of stopping (Panel (B) y-axis) for the global null  $H_0: \mu^* < 0.5$  for Bernoulli populations with various true means (x-axis) and gaps between strata (columns). The LCB and UI-TS methods (linetypes) were used with various settings for the bets (line colors). The selection strategy is round robin. Expected sample sizes are taken as the empirical average sample size to stop at level  $\alpha = 0.05$  over 1000 simulations. All methods assumed sampling was with replacement, but sample sizes were capped at 4000, so the expected sample size estimates may be biased downwards, in particular, when the probability of stopping is less than 1. LCB = lower confidence bound; UI-TS = union-intersection test sequence.

Kelly-optimal TSM for a simple population: point-masses within strata (stratified sampling) or a two-point distribution (unstratified sampling).

For the STO UI-TS, the bets  $\lambda_{kt}^*(\eta) = 1\{\mu_k^* > \eta_k\}/\eta_k$  are Kelly-optimal at each  $\eta$  since the within-stratum are point-masses: if  $x_{ik} = \mu_k^* > \eta_k$ , winning is certain, so we stake the maximum permissible amount  $1/\eta_k$ ; if  $x_{ik} = \mu_k^* \leq \eta_k$ , we cannot win, so we bet 0. Following Lemma 2, the optimal selection rule always draws from the stratum with the largest expected log-growth. Thus, the Kelly-optimal I-TSM at  $\eta$  is  $M_t^*(\eta) := \max_k (\mu_k^*/\eta_k)^t$  and the STO UI-TS is  $M_t^* = \min_{\eta \in \mathcal{C}} \max_k (\mu_k^*/\eta_k)^t$ . Specializing to  $K = 2$ ,  $w_1 = w_2$ , and  $\eta_0 = 1/2$ , write  $\eta := \eta_1$  and  $(1 - \eta) = \eta_2$  so that  $M_t^* = \min_{\eta \in [0,1]} [(\mu_1^*/\eta) \vee (\mu_2^*/(1-\eta))]^t$ . The minimizer can easily be found numerically for any  $(\mu_1^*, \mu_2^*)$ . The optimal stopping time is  $\tau^* = \lceil \log \alpha / (\log \eta^* - \log \mu_1^*) \rceil$ . Per Lemma 1, the sample size is  $n_\tau(M_t^*) \leq 2\tau^*$ , and in fact equality is attained: the selection rule for  $[0, 1] \in \mathcal{C}$  always chooses stratum 1, while the rule for  $[1, 0] \in \mathcal{C}$  always chooses stratum 2.

Now take the previous example but with unstratified sampling: each draw is equally likely to yield  $\mu_1^*$  or  $\mu_2^*$ . The expected log-growth of a betting TSM  $B_t$  with bet  $\lambda$  is  $\mathbb{E}_{\mathcal{X}_N}[\Delta B_t] = \frac{1}{2} \log [1 + \lambda(\mu_1^* - 1/2)] + \frac{1}{2} \log [1 + \lambda(\mu_2^* - 1/2)]$ . When  $\mu_1^*$  and  $\mu_2^*$  are both bigger than  $1/2$ , we are guaranteed to make money, so  $\lambda^* = 1/\eta_0 = 2$ . When  $\mu_1^*$  or  $\mu_2^*$  is less than  $1/2$  but  $\mu^* > 1/2$ , we can differentiate and solve to find  $\lambda^* = 2 \wedge [(1 - \mu_1^* - \mu_2^*) / (2(\mu_1^* - 1/2)(\mu_2^* - 1/2))]$ .

The expected stopping times of both tests are given by Wald's equation (see Section 4.2 and Figure 5): stratified sampling with a STO UI-TS always beats unstratified sampling with a Kelly-optimal betting TSM. To translate to sample size, the UI-TS stopping times should be multiplied by 2, per Lemma 1. Stratification decreases the sample size when the margin  $(\mu^* - 1/2)$  is small and the gap between the strata  $(\mu_1^* - \mu_2^*)$  is large. This mirrors the well-known result that stratification lowers the MSE of mean estimation when within-stratum variance is low and between-stratum variance is high (e.g., Cochran [1977, §5.6]).

**7.2. Conclusions.** Finding selections that minimize the expected sample size rather than the expected stopping time is an open challenge. We conjecture that when the selections must be fixed across the union, this problem is approximately solved by greedy selection strategies like the one we examined.

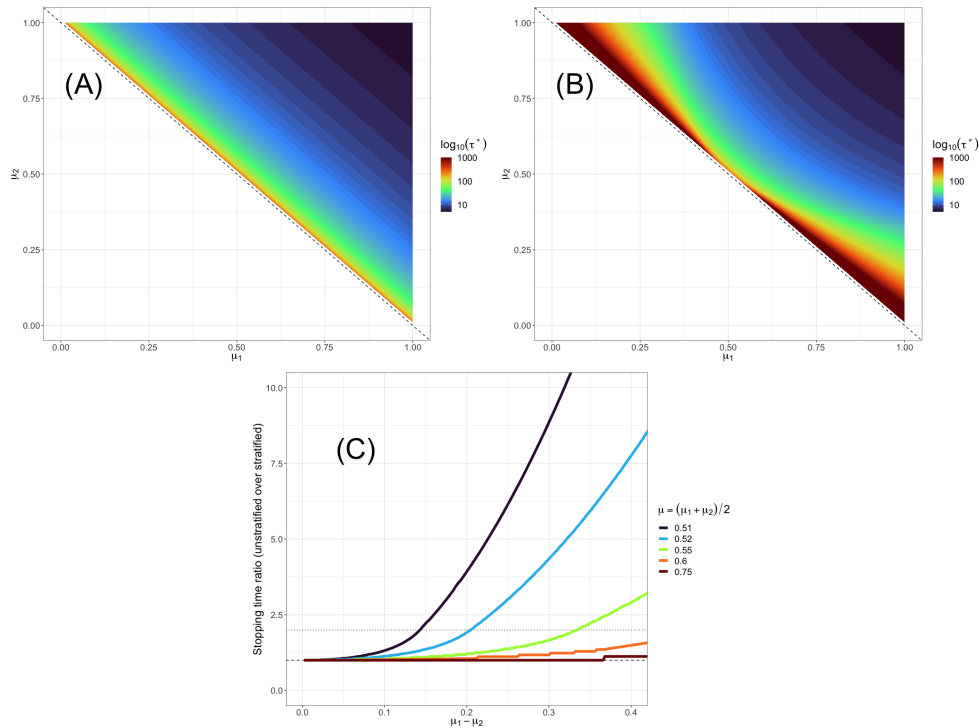


FIG 5. Stopping times of a STO stratified UI-TS and Kelly-optimal unstratified betting TSM for simple distributions. Panel (A) presents the stopping times  $\tau^*$  (color,  $\log_{10}$  scale) of a level  $\alpha = 0.05$  test based on a STO UI-TS under sampling with replacement from a range of stratified point mass populations with means  $\mu_1$  (x-axis) and  $\mu_2$  (y-axis) and equal stratum weights  $\mathbf{w} = [1/2, 1/2]$ . Panel (B) plots the expected stopping time (color,  $\log_{10}$  scale) of a Kelly-optimal TSM under unstratified sampling with replacement from the two-point population  $\{\mu_1, \mu_2\}$ . The color scale is capped so that dark red stopping times should be read as “1000 or greater.” Panel (C) displays the ratio of the stopping times (unstratified over stratified) for slices of  $(\mu_1, \mu_2)$  defined by their difference  $(\mu_1 - \mu_2)$ ; x-axis) and average  $(\mu(\mathcal{X}) = \frac{1}{2}(\mu_1 + \mu_2))$ ; colors). Stratification substantially reduces stopping times when the stratumwise means are separated, especially when  $\mu(\mathcal{X}) \approx 1/2$ . Where the curves exceed 2 (dotted line) stratification reduces the global sample size as well.

Another direction for research is to implement and evaluate methods that leverage universal portfolios [Cover, 1991, Orabona and Jun, 2023]. Relatedly, the method of mixtures could be used to construct a GRO  $E$ -process by assuming a prior over the alternative [Grünwald et al., 2024]. The concentration of the prior around the true alternative affects the efficiency but not the validity of the test. Applying these tools to I-TSMs could produce efficient UI-TSs.

The UI-TSs we consider combine (independent) stratumwise  $E$ -values by multiplication, which is optimal when every  $E$ -value is larger than 1 [Vovk and Wang, 2021]. In line with that theory, we found that product combining tends to dominate other combining methods in preliminary simulation studies. However, other ways of combining might be sharper in some cases. For instance, Fisher’s combining function can provide consistent inference without clever betting [Spertus and Stark, 2022]. Cho et al. [2024] show that average combining leads to a test of power 1 and computationally tractable optimization over the union of intersection nulls. (Also see [Ek et al., 2023] for an example of adaptively reweighted  $E$ -value averaging.) Such methods are more robust than product combining when some  $E$ -processes are shrinking.

Computing the UI-TS under product combining is computationally intensive. Partitioning the null into convex subsets allows the I-TSM tuning parameters to vary while keeping the minimization tractable. This strategy could be made adaptive, refining the partition near nulls that are challenging to reject based on the data observed so far. An open problem is to

maximize statistical efficiency under tractability constraints, for example by finding the STO solution within the class of all convex UI-TSs. Elements of that class include UI-TSs that use inverse bets to test every intersection null in the union.

*Acknowledgements.* JS and PS were supported by NSF grant SaTC 2228884. MS was supported by the DoD NDSEG Fellowship program and a MathWorks fellowship.

## APPENDIX A: INCONSISTENCY

A UI-TS with fixed selections  $S_t(\boldsymbol{\eta}) := S_t$  and bets  $\lambda_{kt}(\boldsymbol{\eta}) := \lambda \in (0, 1)$  can be inconsistent. The set of I-TSMs  $M_t(\boldsymbol{\eta})$  is log-concave over  $\boldsymbol{\eta} \in \mathcal{C}$  (see Section C.2), so the smallest I-TSM occurs in  $\mathcal{V}$  (the vertices of  $\mathcal{C}$ ). Thus the UI-TS is only consistent if with probability 1 all  $\boldsymbol{\eta} \in \mathcal{V}$  are rejected. Take  $\boldsymbol{w} = [1/2, 1/2]$  and  $\eta_0 = 1/2$  so that  $\mathcal{V} = \{[0, 1], [1, 0]\}$ , and let  $x_{ik} = \mu^* \in (1/2, 1)$  for all  $i$  and  $k$ . Under  $\boldsymbol{\eta} = [1, 0]$ , any sample from stratum 1 yields  $a := Z_{1i}(\eta_1) = 1 - \lambda + \lambda\mu^* < 1$ , and any sample from stratum 2 yields  $b := Z_{2i}(\eta_2) = 1 + \lambda\mu^* > 1$ . Therefore, after  $T_1(t)$  draws from stratum 1 and  $T_2(t)$  draws from stratum 2, we have  $M_t([1, 0]) = a^{T_1(t)}b^{T_2(t)}$ . For  $M_t([1, 0])$  to reach  $1/\alpha$  there must be some  $t$  for which  $T_2(t) \geq -T_1(t)(\log a/\log b) - \log \alpha/\log b$ . Conversely,  $M_t([0, 1]) = b^{T_1(t)}a^{T_2(t)}$ , so to reject  $[0, 1]$  there must be some  $t'$  for which  $T_1(t') \geq -T_2(t')(\log a/\log b) - \log \alpha/\log b$ . Round-robin selection  $S_t := 1 + (t \bmod 2)$  implies  $|T_1(t) - T_2(t)| \leq 1$  for all  $t$ . The inequalities cannot both be satisfied for nontrivial  $\alpha$ : the UI-TS is inconsistent.

## APPENDIX B: PROOFS

**B.1. Proof of Lemma 1.** For Part 1, the first inequality follows from the fact that the sum of suprema is never less than the supremum of a sum; the second inequality follows from the fact that  $\tau_k(M_t, \boldsymbol{\eta}) \leq \tau(M_t)$  for all  $\boldsymbol{\eta} \in \mathcal{C}$ , so  $n_\tau(M_t) = \sum_{k=1}^K \sup_{\boldsymbol{\eta} \in \mathcal{C}} \tau_k(M_t; \boldsymbol{\eta}) \leq \sum_{k=1}^K \tau(M_t) = K \times \tau(M_t)$ . Part 2 is intuitive from the definitions. Technically it follows because, when every I-TSM has rejected using the same sequence of selections, the sampling depth in each stratum for any I-TSM  $M_t(\boldsymbol{\eta})$  is upper bounded by the corresponding sampling depth of the last I-TSM to reject. This means  $n_\tau(M_t) \leq \tau(M_t)$ , so equality must hold.  $\square$

**B.2. Proof of Proposition 2.** Suppose that  $\{L_{kt}\}_{k=1}^K$  are simultaneously and sequentially valid LCBs for  $\{\mu_k\}_{k=1}^K$ , and that  $\mathcal{X}_N \in \mathfrak{N}_N^0$ . Then

$$\begin{aligned} \mathbb{P}_{\mathcal{X}_N}(\exists t \in \mathbb{N} : L_t > \mu) &= \mathbb{P}_{\mathcal{X}_N} \left( \exists t \in \mathbb{N} : \sum_{k=1}^K w_k L_{kT_k(t)} > \sum_{k=1}^K w_k \mu_k \right) \\ &\leq \mathbb{P}_{\mathcal{X}_N} \left( \exists t \in \mathbb{N} : \bigcup_{k=1}^K L_{kT_k(t)} > \mu_k \right) \leq \alpha. \end{aligned}$$

The second step follows via  $\left\{ \sum_{k=1}^K w_k L_{kT_k(t)} > \sum_{k=1}^K w_k \mu_k \right\} \implies \left\{ \bigcup_{k=1}^K L_{kT_k(t)} > \mu_k \right\}$ . The final step follows from simultaneous validity of the LCBs.  $\square$

**B.3. Proof of Lemma 2.** The expected log-growth of I-TSM  $M_t(\boldsymbol{\eta})$  can be written  $\mathbb{E}[\Delta M_t(\boldsymbol{\eta})] = \sum_{k=1}^K p_{kt}(\eta_k) \mathbb{E}[\log Z_{kt}(\eta_k)]$ , where the expectation is with respect to the sampling and the stratum selections. For any fixed selection strategy  $(\boldsymbol{p}_t(\boldsymbol{\eta}))_{t \in \mathbb{N}}$ , the overall expected log-growth is an increasing function of the expected-log growth within strata, and is maximized when each  $\mathbb{E}[\log Z_{kt}(\eta_k)]$  is maximized. This is ensured by using the Kelly optimal bet  $\lambda_k^* = \arg \max_{\lambda \in [0, 1/\eta_k]} \mathbb{E}[\log Z_{kt}(\eta_k)]$  within each stratum. Now, choose the bets  $\boldsymbol{\lambda}^*$  so that each term  $\mathbb{E}[\log Z_{kt}(\eta_k)]$  is maximized. The selection probabilities  $p_k^*(\boldsymbol{\eta}) := 1\{k = \arg \max_j \mathbb{E}[\log Z_{jt}(\eta_j)]\}$  maximize  $\mathbb{E}[\Delta M_t(\boldsymbol{\eta})]$  because they always draw from a stratum with the largest expected log growth.  $\square$

**B.4. Proof of Lemma 3.** The result follows immediately by contradiction. Suppose there is another betting UI-TS  $M'_t$  with a smaller expected stopping time than  $M_t^*$ . It is identified with the I-TSMs  $\{M'_t(\boldsymbol{\eta})\}_{\boldsymbol{\eta} \in \mathcal{C}}$ , where  $M'_t(\boldsymbol{\eta}) \neq M_t^*(\boldsymbol{\eta})$  for at least one  $\boldsymbol{\eta} \in \mathcal{C}$ . The stopping time is the first point at which every I-TSM in  $\mathcal{C}$  has crossed  $1/\alpha$ . So there must be at least one  $\boldsymbol{\eta} \in \mathcal{C}$  such that  $M'_t(\boldsymbol{\eta})$  has a larger expected log-growth than  $M_t^*(\boldsymbol{\eta})$ . But  $M_t^*(\boldsymbol{\eta})$  is Kelly optimal, and thus has maximal expected log-growth at  $\boldsymbol{\eta}$ .  $\square$

## APPENDIX C: COMPUTATION

**C.1. Brute-force search when the population and support are small.** Let  $\mathcal{U}_k$  denote the possible values of elements of stratum  $k$ . In general,  $\mathcal{U}_k \subseteq [0, 1]$  and  $|\mathcal{U}_k|$  may be uncountably infinite. However, when  $|\mathcal{U}_k|$  is finite, the number of possible stratum means  $|\Omega_k|$  is also finite. If this holds for all  $k$ , then  $\mathcal{B}$  may be small enough to enumerate, enabling exhaustive minimization. This was the approach taken in Spertus and Stark [2022], but  $|\Omega_k|$  is usually too large. For instance, when the strata are of equal size ( $\boldsymbol{w} = K^{-1}\mathbf{1}$ ) and binary ( $\mathcal{U}_k = \{0, 1\}$ ), the number of possible vectors of stratum means is:  $(N_k + 1)^K = (N/K + 1)^K$ .

**C.2. Log-concavity.** If  $\boldsymbol{\lambda}_t(\boldsymbol{\eta}) := \boldsymbol{\lambda}_t$  and  $\boldsymbol{p}_t(\boldsymbol{\eta}) := \boldsymbol{p}_t$  are  $\boldsymbol{\eta}$ -oblivious,  $M_t(\boldsymbol{\eta})$  is log-concave in  $\boldsymbol{\eta}$ . The second partial derivative of  $\log M_t(\boldsymbol{\eta})$  with respect to  $\eta_k$  is:

$$\frac{\partial^2}{\partial \eta_k^2} \log M_t(\boldsymbol{\eta}) = - \sum_{i=1}^{T_k(t)} \left[ \frac{\lambda_{ki}}{1 + \lambda_{ki}(X_{ki} - \eta_k)} \right]^2 \geq 0.$$

The mixed partials vanish. Thus, the Hessian of  $\log M_t(\boldsymbol{\eta})$  is negative semi-definite and  $\log M_t(\boldsymbol{\eta})$  is concave in  $\boldsymbol{\eta}$ . Since  $M_t(\boldsymbol{\eta})$  is log-concave, it is quasi-concave: its value on any line segment within  $\mathcal{C}$  is not smaller than the smaller of its values at the ends of the segment. Since only vertices  $\mathcal{V}$  are not strict convex combinations of other points in  $\mathcal{C}$ , the minimum over  $\mathcal{C}$  is attained in  $\mathcal{V}$ .

---

### Algorithm 1 Banded UI-TS under stratified sampling with replacement when $K = 2$

---

**Require:** stratified sample  $((X_{kt})_{t \in \mathbb{N}})_{k=1}^K$ , selection rules  $(\boldsymbol{p}_t(\boldsymbol{\eta}))_{t \in \mathbb{N}, \boldsymbol{\eta} \in \mathcal{C}}$ , betting strategies  $(\boldsymbol{\lambda}_t(\boldsymbol{\eta}))_{t \in \mathbb{N}, \boldsymbol{\eta} \in \mathcal{C}}$ , level  $\alpha$ , global null  $\eta_0$ , stratum weights  $\boldsymbol{w}$ , and grid size  $G$

**Ensure:** Stopping time and sample size of betting UI-TS  $M_t$  for hypothesis  $H_0 : \mu^* \leq \eta_0$

- 1: Partition  $\{\boldsymbol{\eta} : \boldsymbol{w} \cdot \boldsymbol{\eta} = \eta_0, \boldsymbol{\eta} \in [0, 1]\}$  into  $G$  equal-length line segments with vertices  $(v_{1g}, v_{2g})$  and centroids  $\tilde{\mu}_g = (v_{2g} - v_{1g})/2$  for  $g \in [G]$ .
  - 2: Initialize: time  $t \leftarrow 1$ , log UI-TS  $M_0 \leftarrow 0$ , running sample sizes  $\boldsymbol{T}_{0g} \leftarrow [0, 0]$ , selection  $S_{tg} \sim \text{Categorical}([0.5, 0.5])$ .
  - 3: **while**  $U_t < 1/\alpha$  **do**
  - 4:   **for**  $g \in [G]$  **do**
  - 5:     Compute selection  $S_{tg} \sim \text{Categorical}[\boldsymbol{p}_t(\tilde{\mu}_g)]$
  - 6:     Update sample size  $\boldsymbol{T}_{tg} \leftarrow \boldsymbol{T}_{tg} + \boldsymbol{e}^{(S_{tg})}$
  - 7:     Compute bets  $\boldsymbol{\lambda} = [\lambda_{t1}(\tilde{\mu}_g), \lambda_{t2}(\tilde{\mu}_g)]$
  - 8:     Compute I-TSMs at vertices:  $M_t(v_{jg}) = \prod_{k=1}^K \prod_{i=1}^t [1 + \lambda_{tk}(\tilde{\mu}_g)(X_{T_{tg}k} - v_{jg})]$
  - 9:     Compute smallest I-TSM in band:  $M_{tg} \leftarrow \min\{M_t(v_{1g}), M_t(v_{2g})\}$
  - 10:   **end for**
  - 11:    $U_t \leftarrow \min_{g \in [G]} M_{tg}$
  - 12:    $t \leftarrow t + 1$
  - 13: **end while**
  - 14:  $\tau \leftarrow t$
  - 15:  $n_\tau \leftarrow \max_{g \in [G]} T_{1\tau g} + \max_{g \in [G]} T_{2\tau g}$
  - 16: **return**  $(\tau, n_\tau)$
-

## REFERENCES

- R.L. Berger and D.D. Boos. P values maximized over a confidence set for the nuisance parameter. *Journal of the American Statistical Association*, 89(427):1012–1016, 1994. URL <http://www.jstor.org/stable/2290928>.
- S. Bittinger, M. Yates, and M. Phillips. Statistical sampling and extrapolation: Due process challenges in the false claims act litigation and medicare appeals arenas, 2022. URL [https://www.americanbar.org/groups/health\\_law/publications/health\\_lawyer\\_home/december-2022/statistical-sampling-and-extrapolation/](https://www.americanbar.org/groups/health_law/publications/health_lawyer_home/december-2022/statistical-sampling-and-extrapolation/).
- B. Cho, K. Gan, and N. Kallus. Peeking with peak: sequential, nonparametric composite hypothesis tests for means of multiple data streams. In *Proceedings of the 41st International Conference on Machine Learning, ICML'24*. JMLR.org, 2024.
- W.G. Cochran. *Sampling Techniques*. John Wiley & Sons, Inc., New York, 3rd edition, 1977.
- T.M. Cover. Universal portfolios. *Mathematical Finance*, 1:1–29, 1991.
- A. Ek, P.B. Stark, P.J. Stuckey, and D. Vukcevic. Adaptively weighted audits of instant-runoff voting elections: AWAIRES. In M. Volkamer, D. Duenas-Cid, P. Rønne, P.Y.A. Ryan, J. Budurushi, O. Kulyk, A. Rodriguez Pérez, and I. Spycher-Krivososova, editors, *Electronic Voting*, pages 35–51, Cham, 2023. Springer Nature Switzerland.
- S.E. Fienberg, J. Neter, and R.A. Leitch. Estimating total overstatement error in accounting populations. *Journal of the American Statistical Association*, 72:295–302, 1977.
- P. Grünwald, R. de Heide, and W. Koolen. Safe Testing. *Journal of the Royal Statistical Society Series B: Statistical Methodology*, March 2024. URL <https://doi.org/10.1093/jrssi/bqkae011>.
- M.H. Hansen, W.N. Hurwitz, and W.G. Madow. *Sample survey methods and theory, volume 1: method and applications*. Wiley, 1953.
- S.R. Howard, A. Ramdas, J. McAuliffe, and J. Sekhon. Time-uniform, nonparametric, nonasymptotic confidence sequences. *The Annals of Statistics*, 49(2), 2021. URL <https://doi.org/10.1214/20-aos1991>.
- Q. Kanarios, K. Zhang and L. Ying. Cost aware best arm identification. *Reinforcement Learning Journal*, 4: 1533–1545, 2024. URL <https://arxiv.org/abs/2402.16710>.
- L. Kish. *Survey Sampling*. John Wiley & Sons, Inc., New York, 1965.
- J. Neyman. On the two different aspects of the representative method: The method of stratified sampling and the method of purposive selection. *Journal of the Royal Statistical Society*, 97(4):558–625, 1934. URL <https://www.jstor.org/stable/2342192>.
- F. Orabona and K.S. Jun. Tight concentrations and confidence sequences from the regret of universal portfolio. *IEEE Transactions on Information Theory*, 70(1):436–455, 2023.
- K. Ottoboni, P.B. Stark, M. Lindeman, and N. McBurnett. Risk-limiting audits by stratified union-intersection tests of elections (SUITE). In *Electronic Voting. E-Vote-ID 2018. Lecture Notes in Computer Science*. Springer, 2018. [https://link.springer.com/chapter/10.1007/978-3-030-00419-4\\_12](https://link.springer.com/chapter/10.1007/978-3-030-00419-4_12).
- A. Ramdas and R. Wang. *Hypothesis testing with e-values*. Foundations and Trends in Statistics. Emerald Publishing Limited, 2025.
- A. Ramdas, P. Grünwald, V. Vovk, and G. Shafer. Game-theoretic statistics and safe anytime-valid inference. *Statistical Science*, 38(4):576 – 601, 2023. URL <https://doi.org/10.1214/23-STS894>.
- H. Robbins and D. Siegmund. The Expected Sample Size of Some Tests of Power One. *The Annals of Statistics*, 2 (3):415 – 436, 1974. URL <https://doi.org/10.1214/aos/1176342704>.
- G. Shafer. Testing by betting: A strategy for statistical and scientific communication. *Journal of the Royal Statistical Society: Series A (Statistics in Society)*, 184:407–431, 04 2021.
- G. Shafer, A. Shen, N. Vereshchagin, and V. Vovk. Test martingales, Bayes factors and p-values. *Statistical Science*, 26(1):84–101, February 2011. URL <https://projecteuclid.org/journals/statistical-science/volume-26/issue-1/Test-Martingales-Bayes-Factors-and-p-Values/10.1214/10-STS347.full>.
- M.J. Silvapulle. A test in the presence of nuisance parameters. *Journal of the American Statistical Association*, 91 (436):1690–1693, 1996.
- J.V. Spertus and P.B. Stark. Sweeter than SUITE: Supermartingale stratified union-intersection tests of elections. In *Electronic Voting*, pages 106–121, Cham, 2022. Springer International Publishing.
- P.B. Stark. Conservative statistical post-election audits. *The Annals of Applied Statistics*, 2(2):550 – 581, 2008.
- P.B. Stark. Sets of half-average nulls generate risk-limiting audits: SHANGRLA. *Financial Cryptography and Data Security, Lecture Notes in Computer Science*, 12063, 2020. Preprint: <http://arxiv.org/abs/1911.10035>.
- P.B. Stark. ALPHA: Audit that learns from previously hand-audited ballots. *The Annals of Applied Statistics*, 17 (1):641 – 679, 2023.
- K.-W. Tsui and S. Weerahandi. Generalized p-values in significance testing of hypotheses in the presence of nuisance parameters. *Journal of the American Statistical Association*, 84(406):602–607, 1989. URL <http://www.jstor.org/stable/2289949>.
- US CMS. Medicare program integrity manual, 2023. URL <https://www.cms.gov/regulations-and-guidance/guidance/manuals/downloads/pim83c08.pdf>.

- US DHS. Medicare contractors were not consistent in how they reviewed extrapolated overpayments in the provider appeals process, 2020. URL <https://oig.hhs.gov/oas/reports/region5/51800024.pdf>.
- J. Ville. *Étude critique de la notion de collectif*. 1939. URL <http://eudml.org/doc/192893>.
- V. Vovk and R. Wang. E-values: Calibration, combination and applications. *The Annals of Statistics*, 49(3), June 2021. URL <https://doi.org/10.1214/20-aos2020>.
- A. Wald. Sequential tests of statistical hypotheses. *The Annals of Mathematical Statistics*, 16:117–186, 1945.
- I. Waudby-Smith and A. Ramdas. Estimating means of bounded random variables by betting. *Journal of the Royal Statistical Society Series B: Statistical Methodology*, 86, 2024. URL <https://academic.oup.com/jrsssb/article/86/1/1/7043257>.
- I. Waudby-Smith, L. Wu, A. Ramdas, N. Karampatziakis, and P. Mineiro. Anytime-valid off-policy inference for contextual bandits. *ACM / IMS J. Data Sci.*, 1(3), May 2024. URL <https://doi.org/10.1145/3643693>.
- J.P. Wendell and J. Schmee. Exact inference for proportions from a stratified finite population. *Journal of the American Statistical Association*, 91:825–830, 1996.
- T. Wright. *Exact Confidence Bounds when Sampling from Small Finite Universes*. Springer-Verlag, New York, 1991.
- Z. Xu, A. Solari, L. Fischer, R. de Heide, A. Ramdas, and J. Goeman. Bringing closure to false discovery rate control: A general principle for multiple testing. *arXiv preprint arXiv:2509.02517*, 2025.