

TeXBLEU: Automatic Metric for Evaluate LaTeX Format

Kyudan Jung¹, Nam-Joon Kim², Hyun Gon Ryu³, Sieun Hyeon², Seung-jun Lee¹, Hyuk-jae Lee²

¹Chung-Ang University, Seoul, Korea

²Seoul National Univeristy, Seoul, Korea

³NVIDIA

Abstract—LaTeX is suitable for creating specially formatted documents in science, technology, mathematics, and computer science. Although the use of mathematical expressions in LaTeX format along with language models is increasing, there are no proper evaluation matrices to evaluate them. In this study, we propose TeXBLEU, a metric for evaluating mathematical expressions in the LaTeX format built on the n-gram-based BLEU metric widely used in translation tasks. The proposed TeXBLEU consists of a predefined tokenizer trained on the arXiv paper dataset and a fine-tuned embedding model with positional encoding. The TeXBLEU score was calculated by replacing BLUE’s modified precision score with the similarity of n-gram-based tokens. TeXBLEU showed improvements of 86%, 121%, and 610% over traditional evaluation metrics, such as BLEU, sacreBLEU, and Rouge, respectively, on the MathBridge dataset with 1,000 data points. The code is available at <https://github.com/KyuDan1/TeXBLEU>.

Index Terms— \LaTeX , Text evaluation, BLEU

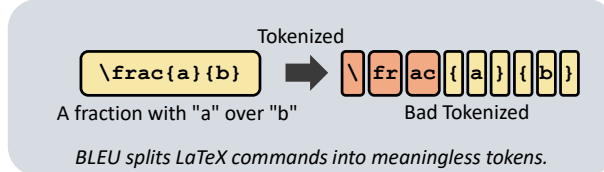
I. INTRODUCTION

With the rise of large language models (LLMs), both the public and researchers are using them in various applications. One of these tasks is to generate mathematical formulas in the LaTeX format [1]–[7]. For example, in converting spoken mathematical expressions into LaTeX, as shown by Jung [8], a suitable evaluation metric is required. This metric must assess whether the generated LaTeX output correctly represents the intended formula. In such cases, the generated LaTeX expressions may differ from the ground truth in form yet still convey the same mathematical meaning. This is similar to how different natural language expressions have the same meaning.

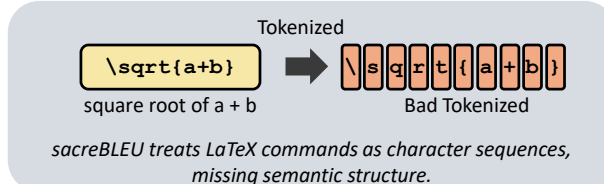
LaTeX is a command-based language, much like programming languages such as C or SQL. It also includes special characters. These features make conventional natural language metrics unsuitable for evaluating mathematical LaTeX expressions, as shown in Figure 1 [9]–[13].

To evaluate LaTeX mathematical expressions effectively, different expressions that compile the same formula should be rated similarly. For instance, using ‘/’ instead of ‘\frac,’ or ‘.’ instead of ‘\cdot.’ Conversely, LaTeX expressions that appear similar but produce different formulas should be distinctly assessed. This occurs owing to variations in the braces or command scopes. Moreover, the spacing in LaTeX is often inconsistent. Therefore, a robust metric should not be affected by the spacing.

BLEU



sacreBLEU



Character Error Rate

$$\text{CER} \left(\frac{\text{\frac{a}{b}}}{\text{a/b}} \right) = 0.81$$

Same meaning

CER penalizes character-level differences without understanding formula structure.

Word Error Rate

$$\text{WER} \left(\frac{\text{\frac{ a }{ b }}}{\text{\frac{a}{b}}} \right) = 1$$

Only difference of space

WER is sensitive to spacing, which is irrelevant in LaTeX.

Fig. 1. Limitations of existing metrics in evaluating mathematical expressions in LaTeX format. Both BLEU and sacreBLEU fail to preserve meaning due to tokenizers that are incompatible with LaTeX, resulting in poorly tokenized expressions (highlighted in red). A lower CER generally indicates higher similarity. However, we observed high CER values even when identical LaTeX expressions were input. For WER, minor differences in spacing caused all words to be marked as non-matching, leading to a WER of 1.

To address these challenges, we propose TeXBLEU, a metric based on BLEU, but adapted for LaTeX expression evaluation. We developed a new tokenizer, trained on arXiv LaTeX papers, and fine-tuned a pre-trained GPT-2 embedding model to handle LaTeX better. Positional encoding for tokens was also considered to accurately capture syntactic relationships. We also preprocess spacing in a consistent manner to avoid giving undue importance.

TeXBLEU was tested on outputs from an LLM that con-

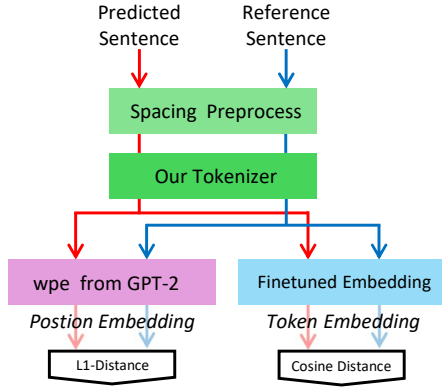


Fig. 2. An illustration of the key calculation process of TeXBLEU. First, spacing preprocessing is applied to both the predicted and reference sentences. Then, the sentences are tokenized using a tokenizer built on our LaTeX corpus. Positional encodings are obtained from GPT-2’s wpe for each token, and token embeddings are extracted from a fine-tuned GPT-2 embedding model.

verted spoken mathematical expressions into LaTeX. We assumed that human evaluation is the most reliable metric. Thus, we compared its performance with those of existing metrics and human evaluations [14]–[16]. We focused on how well TeXBLEU’s correlation coefficient aligned with human evaluations compared to other metrics. For BLEU, the average correlation coefficient was 0.38. In contrast, TeXBLEU achieved a much higher value of 0.71. These results show that TeXBLEU closely aligns with human judgment when evaluating the LaTeX output.

II. PROPOSED METHOD

A. Dataset Collection and Development of a LaTeX-Specific Tokenizer and Embedding Model

We first created a tokenizer and embedding model based on mathematical expressions in the LaTeX format. To do this, we require a dataset rich in LaTeX-formatted content. The most extensive source of LaTeX-based documents is arXiv papers. We followed the method proposed by Clement to bulk download arXiv paper files [8], [17]. This method downloads .tex files of all papers from 2023 using a manifest file containing the metadata of the papers. In total, we collected approximately 172 K .tex files. Using this large corpus of LaTeX data, we created a new tokenizer and embedding model. We built a tokenizer based on byte-pair encoding [18]–[21]. Unlike other tokenizers, this is designed to capture LaTeX grammar elements and tokenize them in a way that reflects LaTeX’s unique structure. Based on this tokenizer and the arXiv corpus, we fine-tuned a publicly available pretrained GPT-2 embedding model [22].

B. Token Distance

When both the reference and predicted sentences were tokenized using our tokenizer and embedding model, we calculated the distance between the tokens, as shown in Figure 2. The token distance $d(t_1, t_2)$ is defined as

$$d(t_1, t_2) = \frac{\text{cosDist}(e_1, e_2)^\alpha + \tanh(\beta \cdot |p_1 - p_2|)}{2} \quad (1)$$

Algorithm 1 Computing TeXBLEU

Require: Reference text R , Prediction text P , max n-gram N , weights $\{w_1, \dots, w_N\}$

Ensure: TeXBLEU score

```

1: function PREPROCESS( $R, P$ )
2:    $R, P \leftarrow$  coherently spaced  $R, P$  return  $R, P$ 
3: end function
4: function TOKENDISTANCE( $t_1, t_2$ )
5:    $e_1, p_1 \leftarrow$  embedding and position of  $t_1$ 
6:    $e_2, p_2 \leftarrow$  embedding and position of  $t_2$ 
7:    $d_{emb} \leftarrow \text{cosDist}(e_1, e_2)^\alpha$ 
8:    $d_{pos} \leftarrow \tanh(\beta \cdot |p_1 - p_2|)$ 
9:   return  $\frac{d_{emb} + d_{pos}}{2}$ 
9: end function
10: function NGRAMSIMILARITY( $R, P, n$ )
11:    $R, P \leftarrow$  Preprocess( $R, P$ )
12:    $L_n \leftarrow \min(|R| - n + 1, |P| - n + 1)$ 
13:    $d_{total} \leftarrow 0$ 
14:   for  $i \leftarrow 1$  to  $L_n$  do
15:     for  $j \leftarrow 1$  to  $n$  do
16:        $d_{total} \leftarrow d_{total} + \text{TokenDistance}(R[i + j - 1], P[i + j - 1])$ 
17:     end for
18:   end for
19:   return  $1 - \frac{d_{total}}{L_n \cdot n}$ 
19: end function
20:  $T_R \leftarrow$  tokenize and embed  $R$ 
21:  $T_P \leftarrow$  tokenize and embed  $P$ 
22: for  $n \leftarrow 1$  to  $N$  do
23:    $\text{sim}_n \leftarrow \text{NGramSimilarity}(T_R, T_P, n)$ 
24: end for
25: TeXBLEU  $\leftarrow \exp(\sum_{n=1}^N w_n \log(\text{sim}_n(R, P)))$ 
return TeXBLEU

```

where t_1, t_2 are the tokens, e_1, e_2 are the token embeddings, p_1, p_2 are the tokens’ positional encoding, and α, β are the hyperparameters. The term ‘cosDist’ refers to the cosine distance, which is defined as 1 minus cosine similarity. This allows us to determine the distance between t_1 and t_2 . Specifically, the cosine distance is defined as the value obtained by subtracting the cosine similarity from 1. That is,

$$\text{cosDist}(e_1, e_2) = 1 - \text{cosSim}(e_1, e_2). \quad (2)$$

The reason for using cosine distance in Equation 1 is that, in the case of embedding vectors in natural language processing, the direction of the vectors is often more important than their magnitude, as is well known [23], [24]. Taking the power of cosine distance allows similar embeddings to be measured as even more similar and dissimilar embeddings as more distinct. It is already known that applying nonlinear power can adjust the variance. Therefore, we applied a power of α to the cosine distance.

For positional encoding, the absolute difference in position is important; therefore, we computed L1 distance [25]–[27]. In addition, the hyperbolic tangent function was used because it

TABLE I

CORRELATION COEFFICIENTS BETWEEN THE PERFORMANCE OF THE T5-LARGE MODEL FINE-TUNED ON MATHBRIDGE [8] AND HUMAN EVALUATIONS. H1 REFERS TO HUMAN GROUP 1, AND H2 REFERS TO HUMAN GROUP 2. PEARSON AND SPEARMAN REFER TO THE PEARSON CORRELATION COEFFICIENT AND SPEARMAN’S RANK CORRELATION COEFFICIENT, RESPECTIVELY.

Metric Evaluation	Metrics					
	BLEU(↑)	sBLEU(↑)	Rouge1(↑)	CER(↓)	WER(↓)	TeXBLEU(↑)
score	0.36	46.8	0.82	0.26	0.49	0.76
H1-Pearson	0.32	0.33	0.12	0.28	-0.07	0.71
H1-Spearman	0.47	0.34	0.08	0.29	-0.19	0.75
H2-Pearson	0.30	0.31	0.09	0.21	0.01	0.69
H2-Spearman	0.41	0.29	0.10	0.22	0.09	0.70
Average	0.38	0.32	0.10	0.25	-0.04	0.71

limits the output within the range of $[-1, 1]$, thereby reducing the influence of extreme values while being more sensitive to small differences.

C. N -gram Similarity

This section describes the n -gram technique [28]–[31]. The n -gram similarity $\text{sim}_n(R, P)$ for a reference sentence R and a predicted sentence P is given by

$$\text{sim}_n(R, P) = 1 - \frac{\sum_{i=1}^{L_n} \sum_{j=1}^n d(r_{ij}, p_{ij})}{L_n \cdot n} \quad (3)$$

where n is the length of the n -gram and L_n is the number of n -grams. where d denotes the token distance function.

Specifically, as shown in Algorithm 1, TeXBLEU was calculated using the BLEU n -gram technique. First, in a tokenized sentence, n tokens are grouped to form L_n n -grams. For each n -gram, the token distance was calculated for n tokens. This process was repeated using a nested for-loop to sum up the distances. Dividing this by L_n and n yields the average n -gram distance. Finally, to shift the concept to a similarity score rather than distance, n -gram similarity was defined as the n -gram distance subtracted from 1, similar to how it was performed in Equation 2.

D. TeXBLEU

Based on Algorithm 1 and the explanation above, TeXBLEU is finally equal to the following expression:

$$\text{TeXBLEU} = \exp\left(\sum_{n=1}^N w_n \log \text{sim}_n(R, P)\right) \quad (4)$$

After the English sentence is inputted, consistent spacing is applied to LaTeX commands, braces, and other elements, as shown in Algorithm 1 [32], [33].

On the other hand, the original BLEU metric employs a brevity penalty (BP). This is intended to penalize cases in which the translation result is excessively short. However, in the LaTeX format, even with differences in sentence length, meaning can remain highly similar. For example, $\frac{\{ \}}{\{ \}}$ and \prime both represent a fraction, where a single character and nine characters convey a similar meaning. Therefore, the brevity penalty used in the original BLEU was not applied to

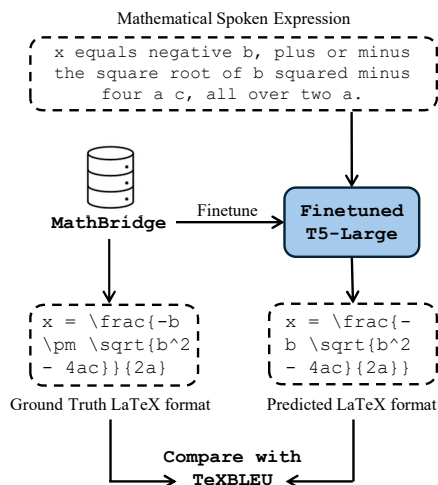


Fig. 3. An illustration depicting the main experiment. The T5-Large model, fine-tuned on the MathBridge dataset, is used to input mathematical spoken expressions. The predicted LaTeX format output is then compared to the original ground truth in MathBridge using various metrics.

TeXBLEU. In fact, when the brevity penalty was applied, it resulted in a lower performance compared to TeXBLEU.

III. EXPERIMENT

Two experiments were conducted in this study. First, we performed a primary experiment to determine which metric is the most suitable for evaluating the mathematical expressions of the LaTeX format among various metrics. This experiment was conducted by measuring how closely the correlation with human evaluation aligns on the same dataset. Second, we conducted a smaller experiment to test whether the tokenizer we proposed captures LaTeX commands more effectively than other model tokenizers, as mentioned in the paper.

A. Main Experiment

1) *Dataset and Setup*: As shown in Figure 3, we used the MathBridge dataset [8], which is a publicly available dataset containing English descriptions of mathematical expressions and their corresponding LaTeX formats. Experiments were conducted on a test dataset containing 1,000 data points using the language model fine-tuned on MathBridge by Jung [8]. The

REFERENCES

- [1] H. Yang, X. Zhao, S. Huang, Q. Li, and G. Xu, "Latex-gcl: Large language models (llms)-based data augmentation for text-attributed graph contrastive learning," *arXiv preprint arXiv:2409.01145*, 2024.
- [2] D. Castelberg and F. Flury, *LLM Assisted Development*. PhD thesis, OST Ostschweizer Fachhochschule, 2024.
- [3] S. Arooj, S. Zulfiqar, M. Qasim Hunain, S. Shahid, and A. Karim, "Web-alap: a web-based latex editor for blind individuals," in *Proceedings of the 22nd International ACM SIGACCESS Conference on Computers and Accessibility*, pp. 1–6, 2020.
- [4] G. Kortemeyer, "Using artificial-intelligence tools to make latex content accessible to blind readers," *arXiv preprint arXiv:2306.02480*, 2023.
- [5] A. Manzoor, S. Arooj, S. Zulfiqar, M. Parvez, S. Shahid, and A. Karim, "Alap: Accessible latex based mathematical document authoring and presentation," in *Proceedings of the 2019 chi conference on human factors in computing systems*, pp. 1–12, 2019.
- [6] J. Sanmiguel and L. C. Martini, "Latexvoice: Application based on latex to generate documents designed for visually impaired users," *International Journal of Artificial Intelligence-IJAI*, vol. 2, pp. 1–4, 2015.
- [7] M. J. Baker, E. Nightingale, and S. Bills, "An editing process for blind or visually impaired editors," *IEEE Transactions on Professional Communication*, vol. 64, no. 3, pp. 275–287, 2021.
- [8] K. Jung, S. Hyeon, J. Y. Kwon, N.-J. Kim, H. G. Ryu, H.-J. Lee, and J. Do, "Mathbridge: A large corpus dataset for translating spoken mathematical expressions into *latex* formulas for improved readability," 2024.
- [9] K. Papineni, S. Roukos, T. Ward, and W.-J. Zhu, "Bleu: a method for automatic evaluation of machine translation," in *Proceedings of the 40th Annual Meeting on Association for Computational Linguistics*, ACL '02, (USA), p. 311–318, Association for Computational Linguistics, 2002.
- [10] N. Mathur, T. Baldwin, and T. Cohn, "Tangled up in BLEU: Reevaluating the evaluation of automatic machine translation evaluation metrics," in *Proceedings of the 58th Annual Meeting of the Association for Computational Linguistics* (D. Jurafsky, J. Chai, N. Schluter, and J. Tetreault, eds.), (Online), pp. 4984–4997, Association for Computational Linguistics, July 2020.
- [11] E. Reiter, "A structured review of the validity of bleu," *Computational Linguistics*, vol. 44, no. 3, pp. 393–401, 2018.
- [12] H. Saadany and C. Orasan, "BLEU, METEOR, BERTScore: Evaluation of metrics performance in assessing critical translation errors in sentiment-oriented text," in *Proceedings of the Translation and Interpreting Technology Online Conference* (R. Mitkov, V. Sosoni, J. C. Giguère, E. Murgolo, and E. Deyssel, eds.), (Held Online), pp. 48–56, INCOMA Ltd., July 2021.
- [13] M. Post, "A call for clarity in reporting BLEU scores," in *Proceedings of the Third Conference on Machine Translation: Research Papers* (O. Bojar, R. Chatterjee, C. Federmann, M. Fishel, Y. Graham, B. Haddow, M. Huck, A. J. Yepes, P. Koehn, C. Monz, M. Negri, A. Nèveol, M. Neves, M. Post, L. Specia, M. Turchi, and K. Verspoor, eds.), (Brussels, Belgium), pp. 186–191, Association for Computational Linguistics, Oct. 2018.
- [14] S. Banerjee and A. Lavie, "Meteor: An automatic metric for mt evaluation with improved correlation with human judgments," in *Proceedings of the acl workshop on intrinsic and extrinsic evaluation measures for machine translation and/or summarization*, pp. 65–72, 2005.
- [15] E. Chatzikoumi, "How to evaluate machine translation: A review of automated and human metrics," *Natural Language Engineering*, vol. 26, no. 2, pp. 137–161, 2020.
- [16] E. Chatzikoumi, "How to evaluate machine translation: A review of automated and human metrics," *Natural Language Engineering*, vol. 26, no. 2, pp. 137–161, 2020.
- [17] C. B. Clement, M. Bierbaum, K. P. O’Keeffe, and A. A. Alemi, "On the Use of ArXiv as a Dataset," in *Proceedings of the International Conference on Learning Representations (ICLR) workshop RLGM*, (New Orleans, LA, USA), Apr. 2019.
- [18] R. Sennrich, B. Haddow, and A. Birch, "Neural machine translation of rare words with subword units," in *Proceedings of the 54th Annual Meeting of the Association for Computational Linguistics (Volume 1: Long Papers)* (K. Erk and N. A. Smith, eds.), (Berlin, Germany), pp. 1715–1725, Association for Computational Linguistics, Aug. 2016.
- [19] K. Bostrom and G. Durrett, "Byte pair encoding is suboptimal for language model pretraining," *arXiv preprint arXiv:2004.03720*, 2020.
- [20] Y. Shibata, T. Kida, S. Fukamachi, M. Takeda, A. Shinohara, T. Shinohara, and S. Arikawa, "Byte pair encoding: A text compression scheme that accelerates pattern matching," 1999.
- [21] S. Choo and W. Kim, "A study on the evaluation of tokenizer performance in natural language processing," *Applied Artificial Intelligence*, vol. 37, no. 1, p. 2175112, 2023.
- [22] A. Radford, J. Wu, R. Child, D. Luan, D. Amodei, I. Sutskever, *et al.*, "Language models are unsupervised multitask learners," *OpenAI blog*, vol. 1, no. 8, p. 9, 2019.
- [23] T. Mikolov, "Efficient estimation of word representations in vector space," *arXiv preprint arXiv:1301.3781*, 2013.
- [24] H. Zamani and W. B. Croft, "Estimating embedding vectors for queries," in *Proceedings of the 2016 ACM International Conference on the Theory of Information Retrieval*, pp. 123–132, 2016.
- [25] G. Ke, D. He, and T.-Y. Liu, "Rethinking positional encoding in language pre-training," *arXiv preprint arXiv:2006.15595*, 2020.
- [26] P.-C. Chen, H. Tsai, S. Bhojanapalli, H. W. Chung, Y.-W. Chang, and C.-S. Ferng, "A simple and effective positional encoding for transformers," *arXiv preprint arXiv:2104.08698*, 2021.
- [27] A. Kazemnejad, I. Padhi, K. Natesan Ramamurthy, P. Das, and S. Reddy, "The impact of positional encoding on length generalization in transformers," *Advances in Neural Information Processing Systems*, vol. 36, 2024.
- [28] W. B. Cavnar, J. M. Trenkle, *et al.*, "N-gram-based text categorization," in *Proceedings of SDAIR-94, 3rd annual symposium on document analysis and information retrieval*, vol. 161175, p. 14, Ann Arbor, Michigan, 1994.
- [29] G. Kondrak, "N-gram similarity and distance," in *International symposium on string processing and information retrieval*, pp. 115–126, Springer, 2005.
- [30] P. F. Brown, V. J. Della Pietra, P. V. Desouza, J. C. Lai, and R. L. Mercer, "Class-based n-gram models of natural language," *Computational linguistics*, vol. 18, no. 4, pp. 467–480, 1992.
- [31] M. Popović, "chrF: character n-gram f-score for automatic mt evaluation," in *Proceedings of the tenth workshop on statistical machine translation*, pp. 392–395, 2015.
- [32] S. García, J. Luengo, F. Herrera, *et al.*, *Data preprocessing in data mining*, vol. 72. Springer, 2015.
- [33] S. García, S. Ramírez-Gallego, J. Luengo, J. M. Benítez, and F. Herrera, "Big data preprocessing: methods and prospects," *Big data analytics*, vol. 1, pp. 1–22, 2016.
- [34] C. Feichter and T. Schlippe, "Investigating models for the transcription of mathematical formulas in images," *Applied Sciences*, vol. 14, no. 3, p. 1140, 2024.
- [35] T. Kudo and J. Richardson, "SentencePiece: A simple and language independent subword tokenizer and detokenizer for neural text processing," in *Proceedings of the 2018 Conference on Empirical Methods in Natural Language Processing: System Demonstrations* (E. Blanco and W. Lu, eds.), (Brussels, Belgium), pp. 66–71, Association for Computational Linguistics, Nov. 2018.