

# Rovibrational Spectroscopy of Diatomic Molecules in Modified-Morse Potential using Nikiforov-Uvarov Functional Analysis

Raghav Sharma, Pragati Ashdhir, and Amit Tanwar\*

*Department of Physics, Hindu College, University of Delhi, Delhi, 110007, India*

(Dated: September 11, 2024)

The radial time-independent Schrödinger equation is solved for the diatomic molecules:  $H_2$ , LiH, HCl, CO, VH, CrH, CuLi, TiC, NiC, and ScN using the recently developed Nikiforov-Uvarov Functional Analysis (NUFA) method. The Modified-Morse potential is considered and the Pekeris approximation is used to accommodate the centrifugal term. Accurate energy eigenvalues and eigenfunction solutions are obtained for vibrational ( $n$ ) and rotational ( $\ell$ ) states. For  $H_2$ , LiH, HCl, and CO, excellent agreement is observed between present values and literature, provided that the Pekeris approximation remains valid. For other molecules, a collection of low and high-lying states not found in literature are reported. The NUFA method is a simple, general and accurate approach that may be applied to other interatomic potentials.

Keywords: NUFA; Modified-Morse Potential; Pekeris approximation; diatomic molecules; energy spectra; Mathematica

## I. INTRODUCTION

Accurate calculation of energy eigenvalues of diatomic molecules in rotational and vibrational states is of immense spectroscopic importance in understanding molecular behavior. Many analytical, semi-analytical, and numerical methods have been developed to solve the Schrödinger equation for this purpose. These include supersymmetry (SUSY) [1–3], analytical transfer matrix [4], the shifted [5] and modified shifted  $1/N$  expansion (MSE) [6], the asymptotic iteration method (AIM) [7, 8], the variational method [9], the exact quantization rule [10], the Nikiforov-Uvarov (NU) method [11], the parametric NU method [12], the functional analysis approach (FAA) [13], and the tridiagonal J-matrix representation [14] among many others. Recently, Ikot *et al.* [15] combined the NU, parametric NU, and the FAA methods to formulate a new, simpler method called Nikiforov-Uvarov Functional Analysis (NUFA). They have used it on a variety of potentials, including the Yukawa, Tietz, Deng-Fan, Wood-Saxon, Hellmann, and Mobius potentials.

The choice of a potential function is paramount, as it must accurately model the inter-atomic interactions in a diatomic molecule. The Morse potential [16] is an important model which has been celebrated for its wide usage across molecular spectroscopy, chemical physics, and others fields [17]. This potential is applicable to diatomic as well as polyatomic molecules [6, 18]. Since the time-independent Schrödinger equation (eq. (5)) can be solved exactly for diatomic molecules in this potential in the non-rotational/purely vibrational ( $\ell = 0$ ) case [4, 14, 16, 19], analytical solutions for such  $n$  states are available. For rotational states, an effective potential must be considered which is the sum of the Morse potential and an  $\ell$ -dependent centrifugal term; such a

model is sometimes called the *rotating Morse potential* [4, 6, 14]. This work studies a slightly modified [19] version of the Morse potential, as shown in eq. (6b).

Analytical or semi-analytical solutions omit the computational cost of numerical methods, but are difficult to find for rotational states. The centrifugal (rotating) term must be accommodated using a suitable approximation. Several such approximations have been formulated, including the Greene-Aldrich [20], the improved Greene-Aldrich [21], the Pekeris [22] approximation, and variations thereof [23]. The Pekeris approximation (eq. (9)) is based on the expansion of the centrifugal term in terms of exponentials whose powers depend on the internuclear distance parameter,  $r_e$  [4, 14]. This makes it a convenient model for working with the exponential-type Morse potential.

As a newly formulated method, NUFA is being applied to a host of potential models using various approximation schemes. Using NUFA along with an improved Greene-Aldrich approximation, Ettah [24] has obtained the energy spectra for the Deng-Fan-Eckart (DFEP) potential. Inyang *et al.* [25] have investigated bound state energy eigenvalues for the Eckart-Hellmann (EHP) potential. The HSKP potential model was also studied for several molecules [26]. Chen *et al.* [27] reported diatomic molecular energy spectra and thermodynamic properties of a newly proposed deformed exponential-type potential (IDEP), employing both the Greene-Aldrich and Pekeris-type approximations. Most recently, Reggab [28] studied the energy spectra of CO, NO,  $N_2$  and CH in a modified Kratzer plus Yukawa potential.

The present work investigates the rotational and vibrational states of diatomic molecules which follow the Modified-Morse potential using NUFA, which have not been reported in literature to the best of the authors' knowledge. The centrifugal term is handled with the Pekeris approximation. The purpose of this work is to investigate the accuracy and limitations of the NUFA method, as well as derive formulae for energy eigenvalues of the Modified-Morse potential. It is found that accurate

\* atanwar@hinducollege.du.ac.in

rovibrational energy spectra can be obtained provided that the approximation of the effective potential remains valid.

This article is organized as follows. [Section II](#) presents a brief overview of the mathematical method used in this work, setting up the necessary general forms and equations. In [section III](#), it is applied to the rotating Modified-Morse potential. The expressions for energy eigenvalues and eigenfunctions of diatomic molecules are derived. These expressions only depend on molecular spectroscopic constants. They are used in [section IV](#) to calculate the energy eigenvalues of four well-studied diatomic molecules: H<sub>2</sub>, LiH, HCl, and CO, as well as six less reported molecules: VH, CrH, CuLi, TiC, NiC, and ScN for various vibrational ( $n$ ) and rotational ( $\ell$ ) states. Where available, comparisons are made with existing literature and values obtained using the finite difference method to validate the accuracy of the present approach. Finally, [section V](#) offers some concluding remarks.

## II. THE NUFA METHOD—AN OVERVIEW

The Nikiforov-Uvarov Functional Analysis method is used to solve second-order differential equations of the following type:

$$\begin{aligned} \psi''(z) + \frac{(\alpha_1 - \alpha_2 z)}{z(1 - \alpha_3 z)} \psi'(z) \\ + \frac{1}{z^2(1 - \alpha_3 z)} (-\xi_1 z^2 + \xi_2 z - \xi_3) \psi(z) = 0 \end{aligned} \quad (1)$$

Ikot *et al.* [15] have converted [eq. \(1\)](#) into a *hypergeometric* equation, and thoroughly derived the expressions for eigenvalues and eigenfunctions that arise as solutions. To use NUFA, therefore, the time-independent Schrödinger equation [eq. \(5\)](#) must be made similar to [eq. \(1\)](#). For the present work, this requires that  $\alpha_3 = 0$ , which makes the resulting energy equation unsolvable. Udoh *et al.* [29] discuss the case for  $\alpha_3 \rightarrow 0$  and use a *confluent hypergeometric* equation to arrive at the solutions. The method is briefly outlined below.

After transforming [eq. \(5\)](#) into a form resembling [eq. \(1\)](#), the following parameters are defined:

$$\lambda = \frac{-\alpha_2 + \sqrt{\alpha_2^2 + 4\xi_1}}{2} \quad (2a)$$

$$\nu = \frac{-(\alpha_1 - 1) + \sqrt{(\alpha_1 - 1)^2 + 4\xi_3}}{2} \quad (2b)$$

The NUFA **energy equation** which can be solved for energy eigenvalues is given by:

$$(2\lambda\nu + \alpha_1\lambda + \alpha_2\nu - \xi_2) + n(2\lambda + \alpha_2) = 0 \quad (3)$$

where  $n$  is the vibrational quantum number. The eigenfunctions are given by:

$$\psi(z) = \mathcal{N} e^{-\lambda z} {}_1F_1(-n, (\alpha_1 + 2\nu), (\alpha_2 + 2\lambda)z) \quad (4)$$

where  ${}_1F_1$  is the confluent hypergeometric function of the first kind.  $\mathcal{N}$  is the normalization constant.

## III. ALGEBRA

The radial time-independent Schrödinger equation [30] is given by:

$$\psi''_{n\ell}(r) + \frac{2\mu}{\hbar^2} (E_{n\ell} - V_{\text{eff}}) \psi_{n\ell}(r) = 0 \quad (5)$$

where the subscripts  $n\ell$  denote the quantum state. The eigenfunction  $\psi_{n\ell}(r)$  is related to the radial wavefunction  $R_{n\ell}(r)$  as  $\psi_{n\ell}(r) = rR_{n\ell}(r)$ . The effective potential is the sum of the potential function  $V(r)$ , here the Modified-Morse potential [19], and a centrifugal (rotating) term which depends on the rotational quantum number,  $\ell$ .

$$V_{\text{eff}}(r) = V(r) + \frac{\hbar^2 \ell(\ell + 1)}{2\mu r^2} \quad (6a)$$

$$V(r) = D_e \left( e^{-2\alpha \frac{(r-r_e)}{r_e}} - 2e^{-\alpha \frac{(r-r_e)}{r_e}} \right) \quad (6b)$$

Given the exponential nature of [eq. \(6b\)](#), it is convenient to introduce a change of variables as:

$$z = e^{-\alpha \frac{(r-r_e)}{r_e}} \quad (7)$$

from which it follows that:

$$V(z) = D_e z^2 - 2D_e z \quad (8a)$$

$$\psi''_{n\ell}(r) = \frac{\alpha^2}{r_e^2} (z^2 \psi''_{n\ell}(z) + z \psi'_{n\ell}(z)) \quad (8b)$$

$$\frac{\hbar^2 \ell(\ell + 1)}{2\mu r^2} = \frac{\hbar^2 \ell(\ell + 1)}{2\mu r_e^2} \left( 1 - \frac{\ln(z)}{\alpha} \right)^{-2} \quad (8c)$$

The **Pekeris approximation** [22] involves expanding the left-hand side of [eq. \(8c\)](#) about the point  $r = r_e$ , or, equivalently, the right-hand side about  $z = 1$ . Expanding up to the quadratic term:

$$\begin{aligned} \left( 1 - \frac{\ln(z)}{\alpha} \right)^{-2} \approx z^2 \left( \frac{3}{\alpha^2} - \frac{1}{\alpha} \right) + z \left( -\frac{6}{\alpha^2} + \frac{4}{\alpha} \right) \\ + \left( \frac{3}{\alpha^2} - \frac{3}{\alpha} + 1 \right) \end{aligned} \quad (9)$$

Using [eqs. \(8a\)](#), [\(8c\)](#) and [\(9\)](#), [eq. \(6a\)](#) can be expressed as:

$$V_{\text{eff}}(z) = X_1 z^2 + X_2 z + X_3 \quad (10)$$

where the  $X$ -parameters are defined as follows:

$$X_1 = D_e + \frac{\hbar^2 \ell(\ell + 1)}{2\mu r_e^2} \left( \frac{3}{\alpha^2} - \frac{1}{\alpha} \right) \quad (11a)$$

$$X_2 = -2D_e + \frac{\hbar^2 \ell(\ell + 1)}{2\mu r_e^2} \left( -\frac{6}{\alpha^2} + \frac{4}{\alpha} \right) \quad (11b)$$

$$X_3 = \frac{\hbar^2 \ell(\ell + 1)}{2\mu r_e^2} \left( \frac{3}{\alpha^2} - \frac{3}{\alpha} + 1 \right) \quad (11c)$$

Substituting eqs. (8b) and (10) in eq. (5):

$$z^2 \psi''_{n\ell}(z) + z \psi'_{n\ell}(z) + \beta(E_{n\ell} - X_1 z^2 - X_2 z - X_3) \psi_{n\ell}(z) = 0 \quad (12)$$

where  $\beta = (2\mu r_e^2)/(\alpha^2 \hbar^2)$  is a parameter defined for clarity. As  $z \neq 0$ , eq. (12) can be rearranged at once into:

$$\begin{aligned} \psi''_{n\ell}(z) + \frac{1}{z} \psi'_{n\ell}(z) \\ + \frac{1}{z^2} (-\beta X_1 z^2 + (-\beta X_2)z - \beta(X_3 - E_{n\ell})) \psi_{n\ell}(z) = 0 \end{aligned} \quad (13)$$

which resembles eq. (1), the form required for applying NUFA. Comparing the two equations, the necessary parameters are obtained:

$$\alpha_1 = 1 \quad \alpha_2 = 0 \quad \alpha_3 = 0 \quad (14a)$$

$$\xi_1 = \beta X_1 \quad \xi_2 = -\beta X_2 \quad \xi_3 = \beta(X_3 - E_{n\ell}) \quad (14b)$$

### A. The Energy Equation

Substituting eq. (14) in eq. (2):

$$\lambda = \sqrt{\beta X_1} \quad (15a)$$

$$\nu = \sqrt{\beta(X_3 - E_{n\ell})} \quad (15b)$$

Equation (3) can be solved for  $\nu$ :

$$\nu = \frac{1}{2\lambda + \alpha_2} (-n(2\lambda + \alpha_2) - \alpha_1 \lambda + \xi_2) \quad (16)$$

From eqs. (14) and (16):

$$\nu = - \left( n + \frac{1}{2} - \frac{\xi_2}{2\lambda} \right) = - \left( n + \frac{1}{2} + \frac{X_2}{2} \sqrt{\frac{\beta}{X_1}} \right) \quad (17)$$

Using eqs. (15b) and (17) to solve for  $E_{n\ell}$ :

$$\beta(X_3 - E_{n\ell}) = \left( n + \frac{1}{2} + \frac{X_2}{2} \sqrt{\frac{\beta}{X_1}} \right)^2 \quad (18)$$

Finally,

$$E_{n\ell} = X_3 - \frac{1}{\beta} \left( n + \frac{1}{2} + \frac{X_2}{2} \sqrt{\frac{\beta}{X_1}} \right)^2 \quad (19)$$

Equation (19) contains terms that only depend on molecular constants  $D_e$ ,  $r_e$ ,  $\mu$ ,  $\alpha$  and the quantum numbers  $(n, \ell)$ . It can be used to find the energy eigenvalues of diatomic molecules for any  $n$  and  $\ell$ -states.

### The s-Wave Solution

The case  $\ell = 0$  is highlighted for its simplicity. From eq. (11),

$$X_1 = D_e \quad X_2 = -2D_e \quad X_3 = 0 \quad (20)$$

which gives, from eq. (19):

$$E_{n0} = -\frac{1}{\beta} \left( n + \frac{1}{2} - \sqrt{\beta D_e} \right)^2 \quad (21)$$

### B. Eigenfunctions

From eqs. (4), (7), (14) and (15), the general expression for the eigenfunctions is obtained as:

$$\begin{aligned} \psi_{n\ell}(r) = \mathcal{N} \exp \left( -\sqrt{\beta X_1} e^{-\alpha \frac{(r-r_e)}{r_e}} \right) \\ \times {}_1F_1 \left( -n, 1 + 2\sqrt{\beta(X_3 - E_{n\ell})}, 2\sqrt{\beta X_1} e^{-\alpha \frac{(r-r_e)}{r_e}} \right) \end{aligned} \quad (22)$$

The non-normalized probability density  $|\psi_{n\ell}(r)|^2$  is numerically integrated over a sufficiently large range of  $r$  in Mathematica [31]. The normalization constant  $\mathcal{N}$  is the inverse square root of the integral.

## IV. RESULTS AND DISCUSSION

To test the accuracy of the NUFA method, the energy eigenvalues of several  $n$  and  $\ell$  have been calculated and compared with those found across literature, where available. The present approach is general and may be applied to any diatomic molecule whose spectroscopic parameters are known. The molecules  $H_2$ ,  $LiH$ ,  $HCl$ , and  $CO$  have been extensively studied with the rotating Morse potential using a variety of methods. Nasser *et al.* [14] and Roy [19] have provided particularly rich references for both low and high rovibrational states. Many authors have reported similar results with less precision [4, 6, 10, 32]. Ikhdaïr [33] reported comparable results using a position-dependent mass (PDM) function. Molecular spectroscopic parameters used in the present work are listed in table I. The value  $\hbar = 1973.269804 \text{ eV}\text{\AA}/c$  and the conversion factor  $1 \text{ amu} = 9.3149410372 \times 10^8 \text{ eV}/c^2$  are used as reported by Mohr *et al.* [34].

Since the Morse potential is exactly solvable for non-rotational ( $\ell = 0$ ) states, their energy eigenvalues may be calculated up to arbitrary precision. Indeed, these values show the highest similarity among reported literature. The emphasis of this work is mainly on rotational-vibrational states ( $n, \ell \neq 0$ ) states. Table II shows the calculated negative energy eigenvalues ( $-E_{n\ell}$ ) for low-lying states of  $H_2$ ,  $LiH$ ,  $HCl$ , and  $CO$ , which are in excellent agreement with the values reported by Roy [19].

**TABLE I:** Spectroscopic Parameters for Diatomic Molecules [14, 19, 35]

Mol.	$D_e$ (eV)	$r_e$ (Å)	$\mu$ (amu)	$\alpha$
H <sub>2</sub>	4.7446	0.7416	0.50391	1.440558
LiH	2.515287	1.5956	0.8801221	1.7998368
HCl	4.61907	1.2746	0.9801045	2.38057
CO	11.2256	1.1283	6.8606719	2.59441
VH	2.33	1.719	0.988005	2.4817203
CrH	2.13	1.694	0.988976	2.57791226
CuLi	1.74	2.31	6.259494	2.3288958
TiC	2.66	1.79	9.606079	2.730645
NiC	2.76	1.621	9.974265	3.65206437
ScN	4.56	1.768	10.682771	2.6640224

Values obtained using the Finite-Difference Method [30], a purely numerical scheme, are also listed for comparison purposes. For FDM, 2000 grid points and a  $0.1 - 10$  Å range of  $r$  were chosen to sufficiently capture the tails of the relevant wavefunctions.

Before discussing high-lying states, some important observations must be made about the validity of the Pekeris approximation. By construction, eq. (9) is such that the approximated effective potential (eq. (10)) keeps the same form as the original potential (eq. (6a)) at  $\ell = 0$ . [36] The approximation is exact at  $r = r_e$ , and deviates further from  $\ell(\ell + 1)/r^2$  as  $\ell$  increases or the distance from  $r = r_e$  increases. The effect of the centrifugal term is to move the particle away from  $r = 0$ , which shifts the wavefunction to the right at larger values of  $\ell$ . An increase in  $n$  causes the wavefunction to be spread out of a larger range of  $r$ , so at high-lying states, it is important that the effective potential is approximated accurately. Figure 1 shows the actual and approximated effective potentials at  $\ell = 15$ ; the deviation is largest for H<sub>2</sub>. Figure 2 shows some normalized wavefunctions obtained using eq. (4).

Table III shows the calculated negative energy eigenvalues ( $-E_{n\ell}$ ) at high-lying states of H<sub>2</sub>, LiH, HCl, and CO. For a more thorough comparison, the present results are listed along with those reported by Nasser *et al.* [14] using several methods, including the J-matrix method, the hyper-virial (HV) perturbation method [37] (for H<sub>2</sub>), the exact quantization rule (EQR) [10] (for LiH, HCl, and CO), and the supersymmetric (SUSY) method [36]. Corresponding results given by Roy [19], where available, are also mentioned. The FDM method is not used in the present work as it can produce inaccurate values for highly excited states [30].

Good agreement between present values and literature is seen in table III for LiH, HCl, and CO. For H<sub>2</sub>, the present results start to lose accuracy as  $n$  and  $\ell$  increase. As mentioned earlier, this can be attributed to the Pekeris approximation deviating from the actual potential at highly excited states of H<sub>2</sub>. Since the results obtained via SUSY reported by Nasser *et al.* [14] still match with present values, a similar deviation may be occurring there. Table IV shows the calculated negative energy eigenvalues ( $-E_{n\ell}$ ) for a mix of low and high-lying rovibrational states of VH, CrH, CuLi, TiC, NiC, and ScN. The energy spectra of these molecules have not been as widely studied, and no comparable references could be found for accurate eigenvalues in the Modified-Morse potential. The values listed in this work are up to  $n = 5$ ,  $\ell = 10$ , in the regime where the Pekeris approximation is reasonably valid for each molecule.

Figures 3 and 4 show the variation of energy eigenvalues  $E_{n\ell}$  with  $n$  and  $\ell$ , respectively. The plots for H<sub>2</sub>, LiH, and CO bear a strong qualitative resemblance to those reported by Nasser *et al.* [14] and Roy [19], which validates the present approach. The difference in energy is observed to be greater between vibrational ( $n$ ) states than between rotational ( $\ell$ ) states.

## V. CONCLUSION

The recently developed Nikiforov-Uvarov Functional Analysis (NUFA) method has been employed to conduct a spectroscopic study of diatomic molecules in the rotating Modified-Morse potential. Using the Pekeris-type scheme to approximate the centrifugal term, concise expressions for energy eigenvalues and eigenfunctions have been obtained. Thorough comparisons with existing literature, where available, have been made. Provided that the approximation remains valid, NUFA offers a simple algebraic method to obtain accurate results for low and high rotational-vibrational states. In future work, more accurate approximations to the effective potential may be combined with NUFA. Other potentials can also be considered. The present work can serve as a useful reference of energy states for one of the important potential models in molecular physics.

## CODE AVAILABILITY

All algebraic analyses, calculations, and plotting in this work were carried out using Mathematica [31]. Notebooks and data can be found at this [GitHub repository](#).

[1] F. Cooper, A. Khare, and U. Sukhatme, Supersymmetry and quantum mechanics, *Physics Reports* **251**, 267 (1995).

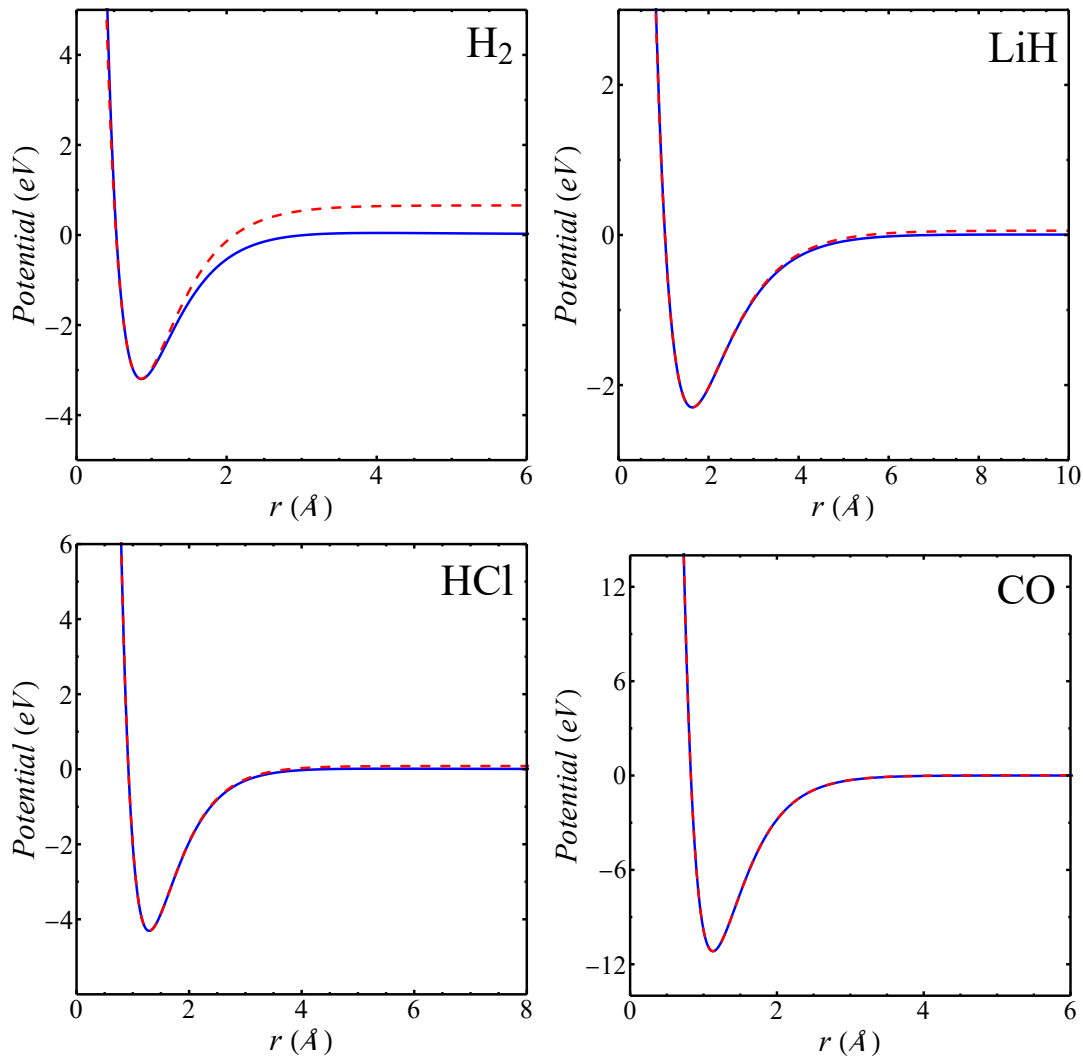
[2] C. A. Onate, I. B. Okon, D. T. Bankole, G. O. Egharevba, M. O. Oluwayemi, and J. A. Owolabi, Analytical solutions and Herzberg's energy level for modified shifted

**TABLE II:** Negative Energy Eigenvalues (eV) for Low-Lying States of H<sub>2</sub>, LiH, HCl, and CO

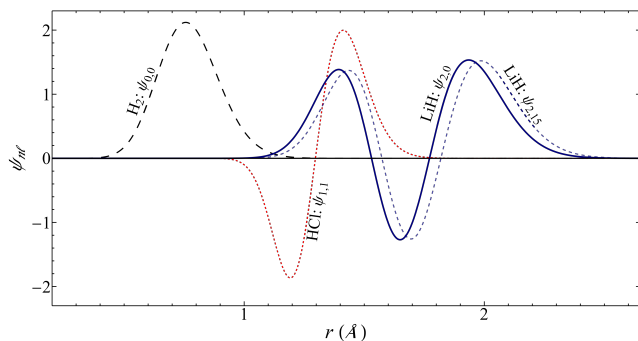
$n$	$\ell$	This Work	GPS [19]	FDM	This Work	GPS [19]	FDM
		H <sub>2</sub>			LiH		
0	0	4.47601313	4.47601313	4.47590761	2.42886321	2.42886321	2.42882524
	1	4.46122808	4.46122852	4.46112309	2.42702205	2.42702210	2.42698414
	2	4.43179220	4.43179975	4.43169448	2.42334227	2.42334244	2.42330450
1	0	3.96231533	3.96231534	3.96206272	2.26054805	2.26054805	2.26044696
	1	3.94808098	3.94811647	3.94786402	2.25875478	2.25875559	2.25865452
	2	3.91974023	3.91986423	3.91961211	2.25517072	2.25517324	2.25507222
2	0	3.47991880	3.47991882	3.47961764	2.09827610	2.09827611	2.09813297
	1	3.46623514	3.46633875	3.46603764	2.09653072	2.09653304	2.09638993
	2	3.43898953	3.43932836	3.43902738	2.09304238	2.09304950	2.09290645
		HCl			CO		
0	0	4.43556394	4.43556394	4.43549755	11.09153532	11.09153532	11.09156042
	1	4.43297743	4.43297753	4.43291116	11.09105875	11.09105875	11.09108386
	2	4.42780600	4.42780630	4.42773995	11.09010564	11.09010565	11.09013075
1	0	4.07971005	4.07971006	4.07956256	10.82582206	10.82582206	10.82607444
	1	4.07720054	4.07720144	4.07705394	10.82534957	10.82534959	10.82560196
	2	4.07218308	4.07218579	4.07203831	10.82440461	10.82440465	10.82465700
2	0	3.73873383	3.73873384	3.73859203	10.56333027	10.56333028	10.56415206
	1	3.73630131	3.73630382	3.73616199	10.56286185	10.56286190	10.56368365
	2	3.73143782	3.73144539	3.73130350	10.56192504	10.56192516	10.56274684

morse molecular system, *Heliyon* **9**, e13526 (2023).

- [3] H. Hassanabadi, E. Maghsoodi, and S. Zarrinkamar, Relativistic symmetries of Dirac equation and the Tietz potential, *The European Physical Journal Plus* **127**, 31 (2012).
- [4] Y. He, Q.-G. Tao, and Y.-F. Yang, The rotating Morse potential energy eigenvalues solved by using the analytical transfer matrix method, *Chinese Physics B* **21**, 100303 (2012).
- [5] T. Imbo, A. Pagnamenta, and U. Sukhatme, Energy eigenstates of spherically symmetric potentials using the shifted  $1/N$  expansion, *Physical Review D* **29**, 1669 (1984).
- [6] M. Bag, M. M. Panja, R. Dutt, and Y. P. Varshni, Modified shifted large- $N$  approach to the Morse oscillator, *Physical Review A* **46**, 6059 (1992).
- [7] B. J. Falaye, Arbitrary l-State Solutions of the Hyperbolic Potential by the Asymptotic Iteration Method, *Few-Body Systems* **53**, 557 (2012).
- [8] K. Oyewumi, B. Falaye, C. Onate, O. Oluwadare, and W. Yahya, Thermodynamic properties and the approximate solutions of the Schrödinger equation with the shifted Deng-Fan potential model, *Molecular Physics* **112**, 127 (2014).
- [9] E. D. Filho and R. M. Ricotta, Morse potential energy spectra through the variational method and supersymmetry, *Physics Letters A* **269**, 269 (2000).
- [10] W.-C. Qiang and S.-H. Dong, Arbitrary l-state solutions of the rotating Morse potential through the exact quantization rule method, *Physics Letters A* **363**, 169 (2007).
- [11] C. Tezcan and R. Sever, A General Approach for the Exact Solution of the Schrödinger Equation, *International Journal of Theoretical Physics* **48**, 337 (2009).
- [12] M. Hamzavi, K.-E. Thylwe, and A.A. Rajabi, Approximate bound states solution of the Hellmann potential, *Communications in Theoretical Physics* **60**, 1 (2013).
- [13] B. J. Falaye, K. J. Oyewumi, S. M. Ikhdair, and M. Hamzavi, Eigensolution techniques, their applications and Fisher's information entropy of the Tietz-Wei diatomic molecular model, *Physica Scripta* **89**, 115204 (2014).
- [14] I. Nasser, M. S. Abdelmonem, H. Bahlouli, and A. D. Alhaidari, The rotating Morse potential model for diatomic molecules in the tridiagonal J-matrix representation: I. Bound states, *Journal of Physics B: Atomic, Molecular and Optical Physics* **40**, 4245 (2007).
- [15] A. N. Ikot, U. S. Okorie, P. O. Amadi, C. O. Edet, G. J. Rampho, and R. Sever, The Nikiforov-Uvarov-Functional Analysis (NUFA) Method: A New Approach for Solving Exponential-Type Potentials, *Few-Body Systems* **62**, 9 (2021).
- [16] P. M. Morse, Diatomic Molecules According to the Wave Mechanics. II. Vibrational Levels, *Physical Review* **34**, 57 (1929).
- [17] D. Popov, Considerations Concerning the Harmonic Limit of the Morse Oscillator, *Physica Scripta* **63**, 257 (2001).
- [18] S.-H. Dong, R. Lemus, and A. Frank, Ladder operators for the Morse potential, *International Journal of Quantum Chemistry* **86**, 433 (2002).
- [19] A. K. Roy, Accurate ro-vibrational spectroscopy of diatomic molecules in a Morse oscillator potential, *Results in Physics* **3**, 103 (2013).
- [20] R. L. Greene and C. Aldrich, Variational wave functions for a screened Coulomb potential, *Physical Review A* **14**, 2363 (1976).
- [21] C.-S. Jia, T. Chen, and L.-G. Cui, Approximate analytical solutions of the Dirac equation with the generalized Pöschl-Teller potential including the pseudo-centrifugal term, *Physics Letters A* **373**, 1621 (2009).



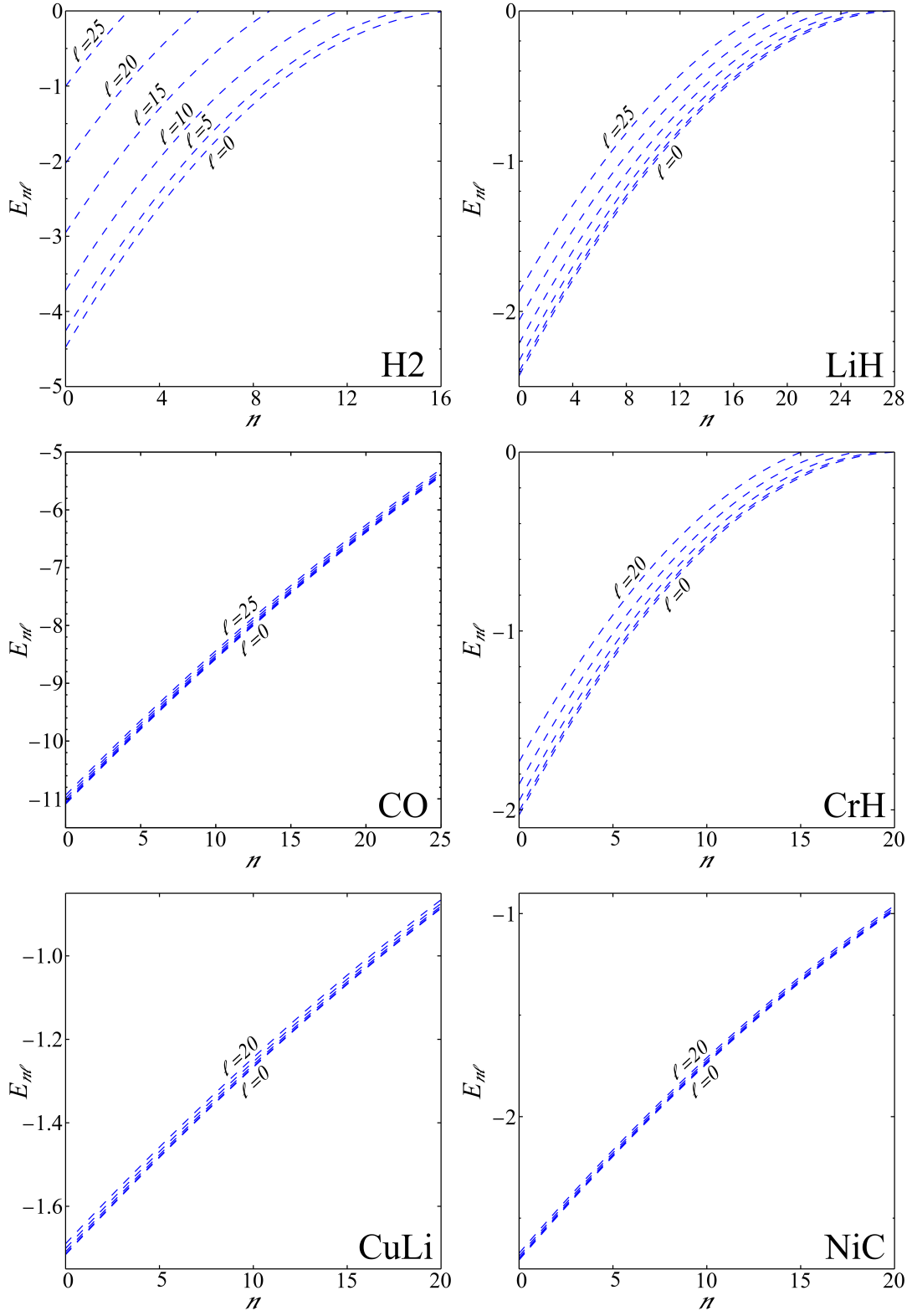
**FIG. 1:** Effective Potentials at  $\ell = 15$ : Actual (eq. (6a)–solid blue) vs. Pekeris-approximated (eq. (10)–dashed red)



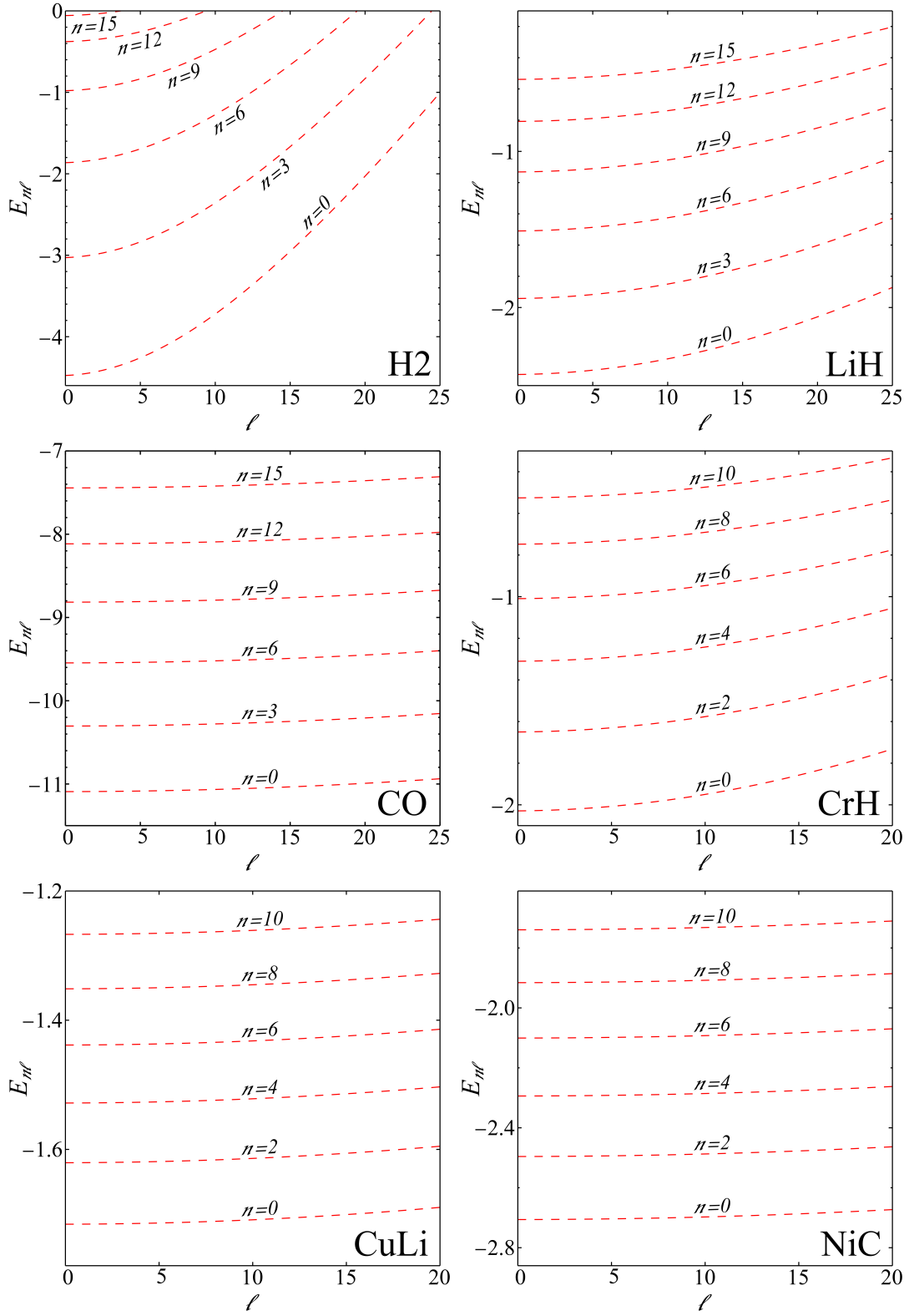
**FIG. 2:** Normalized Wavefunctions obtained using NUFA

- [22] C. L. Pekeris, The Rotation-Vibration Coupling in Diatomic Molecules, *Physical Review* **45**, 98 (1934).  
 [23] D. Nath and A. K. Roy, Ro-vibrational energy analysis of Manning-Rosen and Pöschl-Teller potentials with a

- new improved approximation in the centrifugal term, *The European Physical Journal Plus* **136**, 430 (2021).  
 [24] E. B. Ettah, The Schrödinger Equation with Deng-Fan-Eckart Potential (DFEP): Nikiforov-Uvarov-Functional Analysis (NUFA) Method, *European Journal of Applied Physics* **3**, 58 (2021).  
 [25] E. P. Inyang, E. S. William, E. Omugbe, E. P. Inyang, E. A. Ibanga, F. Ayedun, I. O. Akpan, and J. E. Ntibi, Application of Eckart-Hellmann potential to study selected diatomic molecules using Nikiforov-Uvarov-Functional analysis method, *Revista Mexicana de Física* **68**, 020401 1 (2022).  
 [26] E. P. Inyang, E. S. William, J. E. Ntibi, J. A. Obu, P. C. Iwuji, and E. P. Inyang, Approximate solutions of the Schrödinger equation with Hulthén plus screened Kratzer Potential using the Nikiforov-Uvarov – functional analysis (NUFA) method: An application to diatomic molecules, *Canadian Journal of Physics* **100**, 463 (2022).  
 [27] W. Chen, I. Okon, C. Onate, E. Omugbe, U. Okorie, A. Obasuyi, and A. Ikot, Diatomic molecular energy



**FIG. 3:** Variation of Energy  $E_{nl}$  with  $n$  at different values of  $l$



**FIG. 4:** Variation of Energy  $E_{nl}$  with  $l$  at different values of  $n$



**TABLE III:** Negative Energy Eigenvalues (eV) for High-Lying States of H<sub>2</sub>, LiH, HCl, and CO

$n$	$\ell$	This Work	J-Matrix [14]	HV/EQR [14]	SUSY [14]	GPS [19]
H <sub>2</sub>						
0	10	3.7219496	3.7247471	3.72473	3.72193	3.7247470
	15	2.9516202	2.9663814	2.96635	2.95158	
	20	2.0286944	2.0840636	2.08401	2.02864	2.0840635
5	10	1.6039253	1.6526902	1.65265	1.60389	1.6526901
	15	0.9663147	1.1117173	1.11167	0.96626	
	20	0.1894628	0.5237657	0.52372	0.18940	0.5237656
7	10	0.9758244	1.0526836	1.05265	0.97578	
	15	0.3913013	0.6067737	0.60673	0.39125	
	20	-0.3271209	0.1487217	0.14869	-0.32718	
LiH						
0	10	2.3288368	2.3288530	2.32883	2.32883	2.3288546
	15	2.2137700	2.2138464	2.21377	2.21377	
	20	2.0597661	2.0600073	2.05977	2.05977	2.0600120
5	10	1.5607411	1.5615114	1.56074	1.56074	1.5615170
	15	1.4607858	1.4628514	1.46079	1.46078	
	20	1.3271774	1.3316742	1.32718	1.32718	1.3316820
7	10	1.2958053	1.2971612	1.29581	1.29580	
	15	1.2018946	1.2053616	1.20190	1.20189	
	20	1.0764445	1.0836775	1.07645	1.07644	
HCl						
0	10	4.2940818	4.2940628	4.28407	4.28408	4.2940924
	15	4.1288971	4.1288846	4.12889	4.12889	
	20	3.9037488	3.9037744	3.90374	3.90375	3.9038526
5	10	2.6847239	2.6853673	2.68472	2.68473	2.6854833
	15	2.5444176	2.5461184	2.54442	2.54443	
	20	2.3535401	2.3570303	2.35354	2.35355	2.3571828
7	10	2.1451244	2.1464148	2.14512	2.14513	
	15	2.0147693	2.0179894	2.01477	2.01478	
	20	1.8376002	1.8439683	1.83760	1.83761	
CO						
0	10	11.0653333	11.0653334	11.06530	11.06530	11.0653333
	15	11.0343908	11.0343911	11.03440	11.03440	
	20	10.9915896	10.9915902	10.99160	10.99160	10.9915901
5	10	9.7701020	9.7701124	9.77011	9.77010	9.7701123
	15	9.7404833	9.7405064	9.74049	9.74049	
	20	9.6995146	9.6995563	9.69952	9.69952	9.6995563
7	10	9.2745597	9.2745791	9.27457	9.27458	
	15	9.2454705	9.2455135	9.24548	9.24548	
	20	9.2052349	9.2053118	9.20534	9.20534	

spectra and thermodynamic properties of exponential inversely quadratic plus improved deformed exponential-type potential, [Results in Physics](#) **51**, 106686 (2023).

- [28] K. Reggab, Energy spectrum of some diatomic molecules using Nikiforov-Uvarov functional analysis, [Physica Scripta](#) **99**, 025234 (2024).
- [29] M. E. Udoh, P. O. Amadi, U. S. Okorie, A. D. Antia, L. F. Obagboye, R. Horchani, N. Sulaiman, and A. N. Ikot, Thermal properties and quantum information theory with the shifted Morse potential, [Pramana](#) **96**, 222 (2022).
- [30] J. Izaac and J. Wang, *Computational Quantum Mechanics* (Springer, 2018).
- [31] W. R. Inc., Mathematica, Version 14.0 (2024).
- [32] C. Berkdemir and J. Han, Any l-state solutions of the Morse potential through the Pekeris approximation and Nikiforov-Uvarov method, [Chemical Physics Letters](#) **409**, 203 (2005).
- [33] S. M. Ikhdaier, Effective Schrödinger equation with general ordering ambiguity position-dependent mass Morse potential, [Molecular Physics](#) **110**, 1415 (2012).
- [34] P. J. Mohr, E. Tiesinga, D. B. Newell, and B. N. Taylor, Codata Internationally Recommended 2022 Values of

**TABLE IV:** Negative Energy Eigenvalues (eV) for Select Diatomic Molecules

$n$	$\ell$	VH	CrH	CuLi	TiC	NiC	ScN
0	0	2.2297446	2.0291218	1.7157838	2.6234270	2.7060844	4.5151043
	1	2.2283354	2.0276742	1.7156593	2.6232918	2.7059259	4.5149796
	2	2.2255179	2.0247799	1.7154103	2.6230215	2.7056087	4.5147301
	5	2.2086367	2.0074395	1.7139166	2.6213998	2.7037062	4.5132332
	10	2.1526610	1.9499548	1.7089409	2.6159960	2.6973657	4.5082446
1	0	2.0358475	1.8347069	1.6678606	2.5510405	2.5998487	4.4259793
	1	2.0344833	1.8333096	1.6677373	2.5509066	2.5996920	4.4258554
	2	2.0317557	1.8305158	1.6674909	2.5506389	2.5993786	4.4256076
	5	2.0154137	1.8137787	1.6660126	2.5490328	2.5974985	4.4241212
	10	1.9612326	1.7583025	1.6610883	2.5436812	2.5912327	4.4191674
2	0	1.8507688	1.6500805	1.6206161	2.4796666	2.4957403	4.3377427
	1	1.8494496	1.6487334	1.6204942	2.4795340	2.4955855	4.3376196
	2	1.8468119	1.6460403	1.6202503	2.4792690	2.4952758	4.3373736
	5	1.8310091	1.6299064	1.6187874	2.4776785	2.4934181	4.3358976
	10	1.7786227	1.5764387	1.6139145	2.4723791	2.4872270	4.3309786
3	0	1.6745085	1.4752426	1.5740504	2.4093054	2.3937591	4.2503945
	1	1.6732342	1.4739458	1.5739297	2.4091742	2.3936062	4.2502723
	2	1.6706864	1.4713532	1.5736884	2.4089117	2.3933003	4.2500280
	5	1.6554227	1.4558226	1.5722410	2.4073369	2.3914649	4.2485625
	10	1.6048311	1.4043633	1.5674194	2.4020897	2.3853486	4.2436782
4	0	1.5070665	1.3101931	1.5281635	2.3399569	2.2939052	4.1639347
	1	1.5058371	1.3089467	1.5280441	2.3398270	2.2937541	4.1638134
	2	1.5033792	1.3064547	1.5278054	2.3395671	2.2934520	4.1635709
	5	1.4886548	1.2915273	1.5263733	2.3380080	2.2916390	4.1621157
	10	1.4398578	1.2420765	1.5216032	2.3328129	2.2855974	4.1572662
5	0	1.3484429	1.1549322	1.4829553	2.2716211	2.1961786	4.0783633
	1	1.3472585	1.1537361	1.4828373	2.2714925	2.1960294	4.0782429
	2	1.3448904	1.1513446	1.4826011	2.2712352	2.1957310	4.0780021
	5	1.3307052	1.1370205	1.4811845	2.2696918	2.1939404	4.0765574
	10	1.2837029	1.0895782	1.4764657	2.2645489	2.1879735	4.0717426

the Fundamental Physical Constants, NIST (2024).

[35] O. J. Oluwadare and K. J. Oyewumi, Energy spectra and the expectation values of diatomic molecules confined by the shifted Deng-Fan potential, *The European Physical Journal Plus* **133**, 422 (2018).

[36] D. A. Morales, Supersymmetric improvement of the Pekeris approximation for the rotating Morse potential, *Chemical Physics Letters* **394**, 68 (2004).

[37] J. P. Killingbeck, A. Grosjean, and G. Jolicard, The Morse potential with angular momentum, *The Journal of Chemical Physics* **116**, 447 (2002).