

CoDiCast: Conditional Diffusion Model for Weather Prediction with Uncertainty Quantification

Jimeng Shi

Florida International University
jshi008@fiu.edu

Jiawei Han

University of Illinois Urbana-Champaign
hanj@illinois.edu

Bowen Jin

University of Illinois Urbana-Champaign
bowenj4@illinois.edu

Giri Narasimhan

Florida International University
giri@fiu.edu

Abstract

Accurate weather forecasting is critical for science and society. Yet, existing methods have not managed to simultaneously have the properties of high accuracy, low uncertainty, and high computational efficiency. On one hand, to quantify the uncertainty in weather predictions, the strategy of ensemble forecast (i.e., generating a set of diverse predictions) is often employed. However, traditional ensemble numerical weather prediction (NWP) is computationally intensive. On the other hand, most existing machine learning-based weather prediction (MLWP) approaches are efficient and accurate. Nevertheless, they are deterministic and cannot capture the uncertainty of weather forecasting. In this work, we propose CoDiCast, a conditional diffusion model to generate accurate global weather prediction, while achieving uncertainty quantification with ensemble forecasts and modest computational cost. The key idea is to simulate a *conditional* version of the reverse denoising process in *diffusion models*, which starts from pure Gaussian noise to generate realistic weather scenarios for a future time point. Each denoising step is conditioned on observations from the recent past. Ensemble forecasts are achieved by repeatedly sampling from stochastic Gaussian noise to represent uncertainty quantification. CoDiCast is trained on a decade of ERA5 reanalysis data from the European Centre for Medium-Range Weather Forecasts (ECMWF). Experimental results demonstrate that our approach outperforms several existing data-driven methods in accuracy. Our conditional diffusion model, CoDiCast, can generate 3-day global weather forecasts, at 6-hour steps and 5.625° latitude-longitude resolution, for over 5 variables, in about 12 minutes on a commodity A100 GPU machine with 80GB memory. The open-sourced code is provided at <https://github.com/JimengShi/CoDiCast>.

CCS Concepts

• **Computing methodologies** → **Learning latent representations**; • **Information systems** → **Data mining**.

Permission to make digital or hard copies of all or part of this work for personal or classroom use is granted without fee provided that copies are not made or distributed for profit or commercial advantage and that copies bear this notice and the full citation on the first page. Copyrights for components of this work owned by others than the author(s) must be honored. Abstracting with credit is permitted. To copy otherwise, or republish, to post on servers or to redistribute to lists, requires prior specific permission and/or a fee. Request permissions from permissions@acm.org.

Preprint, September, 2024

© 2024 Copyright held by the owner/author(s). Publication rights licensed to ACM.
ACM ISBN 978-x-xxxx-xxxx-x/YY/MM
<https://doi.org/XXXXXXX.XXXXXXX>

Keywords

Diffusion Models, Weather Prediction, Uncertainty Quantification

ACM Reference Format:

Jimeng Shi, Bowen Jin, Jiawei Han, and Giri Narasimhan. 2024. CoDiCast: Conditional Diffusion Model for Weather Prediction with Uncertainty Quantification. In *Proceedings of September (Preprint)*. ACM, New York, NY, USA, 14 pages. <https://doi.org/XXXXXXX.XXXXXXX>

1 Introduction

Weather prediction describes how the weather states evolve by mapping the current estimate of the weather states to a forecast of future weather states [35]. Accurate weather forecasting is crucial for a wide range of societal activities, from daily planning to disaster preparedness [31, 46]. For example, governments, organizations, and individuals rely heavily on weather forecasts to make informed decisions that can significantly impact safety, economic efficiency, and overall well-being. However, weather predictions are intrinsically uncertain largely due to the complex and chaotic nature of atmospheric processes [37, 47]. Therefore, assessing the range of probable weather scenarios is significant, since it enables better decision-making under uncertainty.

Traditional numerical weather prediction (NWP) methods achieve weather forecasting by approximately solving the differential equations representing the integrated system between the atmosphere, land, and ocean [32, 40]. However, running such an NWP model can produce only one possibility of the forecast, which ignores the weather uncertainty. To solve this problem, *Ensemble forecast*¹ of multiple models is often employed to model the probability distribution of different future weather scenarios [26, 36]. While such NWP-based ensemble forecasts effectively model the weather uncertainty, they have two primary limitations: they require extreme computational costs [42], and make restrictive assumptions of atmospheric dynamics in the known representation equations [37].

In recent years, machine learning (ML)-based weather predictions (MLWP) have been proposed to challenge NWP-based forecasting methods [5, 9, 33]. They have achieved enormous success in weather forecasting with comparable accuracy and a much (usually thousands of magnitude) lower computational cost. Representative work includes Pangu [6], GraphCast [25], ClimaX [32], ForeCastNet [38], Fuxi [11], Fengwu [10], W-MAE [30], ClimODE [49] etc. They are typically trained to learn weather patterns from a huge amount of historical data and predict the mean of the probable trajectories

¹Generating a set of forecasts, each of which represents a single possible scenario.

by minimizing the mean squared error (MSE) of model forecasts [19]. Despite the notable achievements of these MLWP methods, most of them are deterministic [24], falling short in capturing the multiple spectra of possible weather states - no modeling uncertainty in weather predictions [9, 22]. This limitation motivates us to explore a probabilistic approach capable of accurately predicting weather scenarios with uncertainty quantification.

Denoising probabilistic diffusion models (DDPMs) [20] stand out as a probabilistic type of generative models, which are capable of generating high-quality image samples. By explicitly and iteratively modeling the noise additive and its removal, DDPMs can capture intricate details and textures in the generated images. Furthermore, controllable (conditional) diffusion models [43, 51] enable the generation process to be guided by specific attributes or conditions, e.g., class labels, textual descriptions, or other auxiliary information. By doing so, the model can generate images that adhere to the specified conditions. This inspires us to apply diffusion models to weather prediction tasks by generating realistic weather scenarios. Promising potentials could be the following: (1) Weather data is usually 2-D grid data over latitude and longitude, sharing a similar modality with image data. (2) Weather states from the recent past can be injected into diffusion models as conditions to guide the generation process. (3) More notably, weather systems are inherently chaotic and involve significant uncertainty. Probabilistic diffusion models can generate multiple future weather scenarios rather than a single deterministic one. This capability makes them well-suited for modeling the stochastic nature of weather patterns.

In this paper, our contributions are presented as follows:

- We identify the shortcomings of current weather prediction methods. NWP-based methods are computationally intensive, while both NWP- and MLWP-based methods are not well-suited for uncertainty quantification.
- We propose CoDiCast, a conditional diffusion model for global weather prediction conditioning on observations from the recent past. It also enables quantifying the uncertainty in the prediction via *ensemble forecast*.
- We conduct extensive experiments to demonstrate CoDiCast simultaneously achieves higher accuracy, lower uncertainty than existing MLWP-based models, and higher computational efficiency than physics-based benchmarks.

2 Preliminaries

We first define the problem of global weather forecasting with the grid spatio-temporal data. Then, we provide a brief introduction to Denoising Diffusion Probabilistic Models (DDPMs) [20].

2.1 Problem Formulation

Deterministic Global Weather Predictions. Given the input of past observation(s) of weather state $X^t \in \mathbb{R}^{H \times W \times C}$, predicts a point-valued output of future state $X^{t+\Delta t} \in \mathbb{R}^{H \times W \times C}$. $H \times W$ refers to the spatial resolution of data which depends on how densely we grid the globe over latitude and longitude, C refers to the number of channels (i.e, weather variables), and the superscripts t and Δt denote the time point and time interval. Long-range multiple-step forecasts could be achieved by autoregressive modeling.

Probabilistic Global Weather Predictions. Unlike the deterministic models that output point-valued predictions, probabilistic methods model the probability of future weather states given the past observation(s) by a distribution $P(X^{t+\Delta t} | X^t)$.

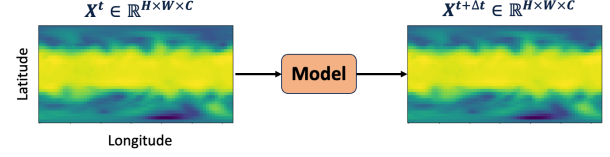


Figure 1: Global weather predictions. Here $C = 1$ since only a single variable (geopotential) is represented.

2.2 Denoising Diffusion Probabilistic Models

A representative diffusion model is the denoising diffusion probabilistic model (DDPM) [20] which generates target samples by learning a distribution $p_\theta(x_0)$ that approximates the target distribution $q(x_0)$. DDPM comprises a *forward diffusion process* and a *reverse denoising process*.

The *forward process* involves no learnable parameters and transforms an input x_0 with a data distribution of $q(x_0)$ to a white Gaussian noise vector x_N in N diffusion steps. It can be described as a Markov chain that gradually adds Gaussian noise to the input according to a variance schedule $\{\beta_1, \dots, \beta_N\} \in (0, 1)$:

$$q(x_{1:N} | x_0) = \prod_{n=1}^N q(x_n | x_{n-1}), \quad (1)$$

where at each step $n \in [1, N]$, the diffused sample x_n is obtained $q(x_n | x_{n-1}) = \mathcal{N}(x_n; \sqrt{1 - \beta_n}x_{n-1}, \beta_n \mathbf{I})$. Instead of sampling x_n step by step following the chain, the forward process enables sampling x_n at an arbitrary step x_n in the closed form:

$$q(x_n | x_0) = \mathcal{N}(x_n; \sqrt{\bar{\alpha}_n}x_0, (1 - \bar{\alpha}_n)\mathbf{I}), \quad (2)$$

where $\alpha_n = 1 - \beta_n$ and $\bar{\alpha}_n = \prod_{s=1}^n \alpha_s$. Thus, x_n can be directly obtained as $x_n = \sqrt{\bar{\alpha}_n}x_0 + \sqrt{1 - \bar{\alpha}_n}\epsilon$ with ϵ is sampled from $\mathcal{N}(0, \mathbf{I})$.

In the *reverse process*, the *denoiser* network is used to recover x_0 by gradually denoising x_n starting from a Gaussian noise x_N sampled from $\mathcal{N}(0, \mathbf{I})$. This process is formally defined as:

$$p_\theta(x_{0:N}) = p(x_N) \prod_{n=1}^N p_\theta(x_{n-1} | x_n), \quad (3)$$

where the data distributions, parameterized by θ , are represented as $p_\theta(x_n), p_\theta(x_{n-1}), \dots, p_\theta(x_0)$.

For each diffusion iteration $n \in \{1, 2, \dots, N\}$, diffusion models can be trained to minimize the following KL-divergence:

$$\mathcal{L}_n = D_{KL}(q(x_{n-1} | x_n) || p_\theta(x_{n-1} | x_n)). \quad (4)$$

where $q(x_{n-1} | x_n)$ is often replaced by:

$$q(x_{n-1} | x_n, x_0) = \mathcal{N}(x_{n-1}; \tilde{\mu}_n(x_n, x_0, n), \tilde{\beta}_n), \quad (5)$$

and $p_\theta(x_{n-1} | x_n)$ is represented by:

$$p_\theta(x_{n-1} | x_n) = \mathcal{N}(x_{n-1}; \mu_\theta(x_n, n), \Sigma_\theta(x_n, n)). \quad (6)$$

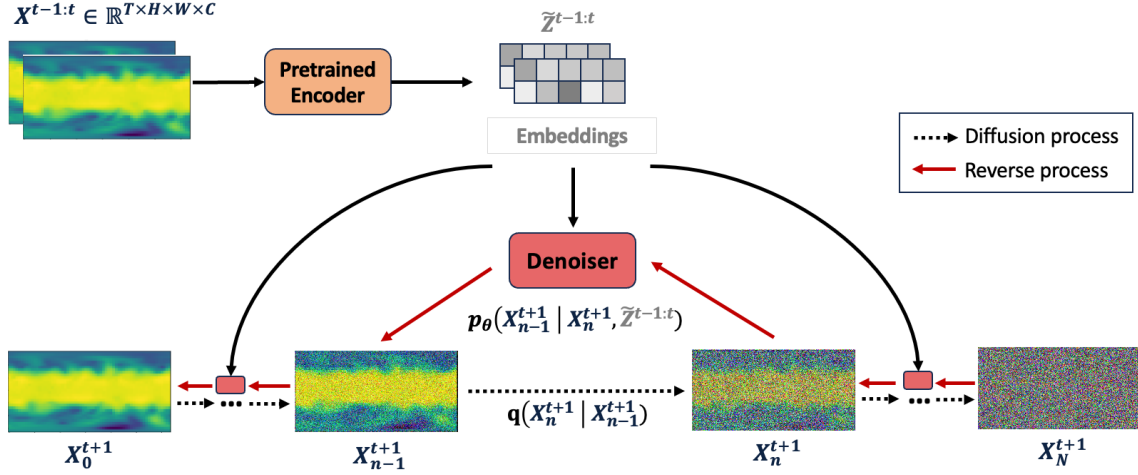


Figure 2: Framework of the proposed conditional diffusion model - CoDiCast. T and N denote the time point and iteration of adding/denoising noise, respectively. H and W represent the height and width of grid data. C is the number of variables of interest. Here $C = 1$ since only a single variable is represented.

In practice, $\Sigma_\theta(x_n, n)$ is fixed at $\tilde{\sigma}_n^2 \mathbf{I}$ where $\tilde{\sigma}_n^2 = \tilde{\beta}_n = \beta_n \frac{1-\tilde{\alpha}_{k-1}}{1-\tilde{\alpha}_k}$, and $\mu_\theta(x_n, n)$ is modeled by denoiser, a neural network parameterized by θ . Therefore, comparing Eq. (6) and Eq. (5), the loss function in Eq. (4) is transformed to:

$$\mathcal{L}_n = \frac{1}{2\tilde{\sigma}_n^2} \|\tilde{\mu}_n(x_n, x_0, n) - \mu_\theta(x_n, n)\|^2, \quad (7)$$

where

$$\tilde{\mu}_n(x_n, x_0, n) = \frac{1}{\sqrt{\alpha_n}} \left(x_n - \frac{1-\alpha_n}{\sqrt{1-\tilde{\alpha}_n}} \epsilon_n \right), \quad (8)$$

$$\mu_\theta(x_n, n) = \frac{1}{\sqrt{\alpha_n}} \left(x_n - \frac{1-\alpha_n}{\sqrt{1-\tilde{\alpha}_n}} \epsilon_\theta(x_n, n) \right). \quad (9)$$

Now, the loss function can be simplified to the one shown in Eq. (10). Each diffusion step n simply minimizes the difference between the noise added in the forward process and the one from the model output. DDPM claims that such a simplified loss function is easy to train and is beneficial to generate samples with better quality.

$$\mathcal{L}_{simple}(\theta) = \mathbb{E}_{x_0, \epsilon, n} \|\epsilon - \epsilon_\theta(x_n, n)\|^2. \quad (10)$$

where $\epsilon_\theta(\cdot)$ is a denoiser network to predict the added noise. Once trained, target variables are first sampled from Gaussian as the input of $\epsilon_\theta(\cdot)$ to progressively learn the distribution $p_\theta(x_{n-1}|x_n)$ and denoise x_n until x_0 is obtained, as shown in Eq. (3).

3 Methodology

This section introduces our probabilistic weather model, CoDiCast, implemented as a conditional diffusion model. The key idea is to consider “prediction” tasks as “generation” tasks while conditioning on the context guidance of past observation(s). An overview of the proposed CoDiCast is shown in Figure 2.

3.1 Forward Diffusion Process

The forward diffusion process is straightforward. Assuming the current time point is t , for the sample at time point $t+1$, $X_0^{t+1} \in$

$\mathbb{R}^{H \times W \times V}$, which is of interest to predict, we first compute the diffused sample by gradually adding noise by (see the dotted lines in Figure 2):

$$X_n^{t+1} = \sqrt{\tilde{\alpha}_n} \cdot X_0^{t+1} + \sqrt{1-\tilde{\alpha}_n} \epsilon, \quad (11)$$

where ϵ is sampled from $\mathcal{N}(0, \mathbf{I})$ with the same size as X_0^{t+1} .

3.2 Reverse Conditional Denoising Process

It models the probability distribution of the future weather state conditioning on the current and previous weather states. More specifically, we capture conditions as embedding representations of the past observations X^{t-1} and X^t , which are provided to control and guide the synthesis process. Compared to modeling the past observations in the original space, we found that our embedding representations in the latent space work better.

$$p_\theta(X_{0:N}^{t+1} | \tilde{Z}^{t-1:t}) = p(X_N^{t+1}) \prod_{n=1}^N p_\theta(X_{n-1}^{t+1} | X_n^{t+1}, \tilde{Z}^{t-1:t}), \quad (12)$$

where $X_N^{t+1} \sim \mathcal{N}(0, \mathbf{I})$, $\tilde{Z}^{t-1:t}$ is the embedding representations of the past observations X^{t-1} and X^t , as shown in Eq. (14).

After prediction at the first time point is obtained, a forecast trajectory, $X^{1:T}$, of length T , is autoregressively modeled by conditioning on the predicted “previous” states.

$$p_\theta(X_{0:T}^{1:T}) = \prod_{t=1}^T p(X_N^t) \prod_{n=1}^N p_\theta(X_{n-1}^t | X_n^t, \tilde{Z}^{t-2:t-1}). \quad (13)$$

3.3 Pre-trained Encoder

The autoencoder network [3] is used to obtain the embedding representation of the weather state at each time point. An *Encoder* compresses the input into a latent-space representation, while *Decoder* reconstructs the input data from the latent representation. After the encoder, \mathcal{F} , is trained, it can serve as a pre-trained representation learning model to project the original data into latent

vectors in Eq. (14). We provide the autoencoder architecture with details in Appendix B.1.

$$\tilde{Z}^{t-1:t} = \mathcal{F}(X^{t-1}, X^t) \quad (14)$$

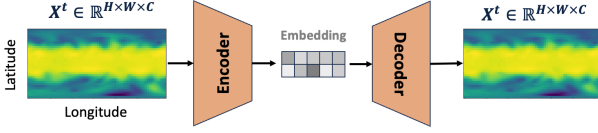


Figure 3: Structure of autoencoder network ($C = 1$).

3.4 Denoiser Network

Our denoiser network consists of two blocks: cross-attention and U-net (as shown in Figure 4). *Cross-attention mechanism* [18] is employed to capture how past observations can contribute to the current state generation. The embedding of past observations, $\tilde{Z}^{t-1:t}$, and the noise data X_n^{t+1} at diffusion step n , are projected to the same hidden dimension d .

$$Q = W_q \cdot X_n^{t+1}, K = W_k \cdot \tilde{Z}^{t-1:t}, V = W_v \cdot \tilde{Z}^{t-1:t}. \quad (15)$$

where $X_n^{t+1} \in \mathbb{R}^{(H \times W) \times C}$ and $\tilde{Z}^{t-1:t} \in \mathbb{R}^{(H \times W) \times d_z}$. And, $W_q \in \mathbb{R}^{d \times C}$, $W_k \in \mathbb{R}^{d \times d_z}$, $W_v \in \mathbb{R}^{d \times d_z}$ are learnable projection matrices [48]. Then we implement the cross-attention mechanism by:

$$\text{Attention}(Q, K, V) = \text{softmax}\left(\frac{QK^T}{\sqrt{d}}\right) \cdot V. \quad (16)$$

A visual depiction of the *cross-attention mechanism* can be found in Figure 9 in Appendix B.2.

U-Net [44] is utilized to recover the data by removing the noise added at each diffusion step. The *skip connection* technique in U-Net concatenates feature maps from the encoder to the corresponding decoder layers, allowing the network to retain fine-grained information that might be lost during downsampling. The detailed architecture of U-Net is presented in Appendix B.3.

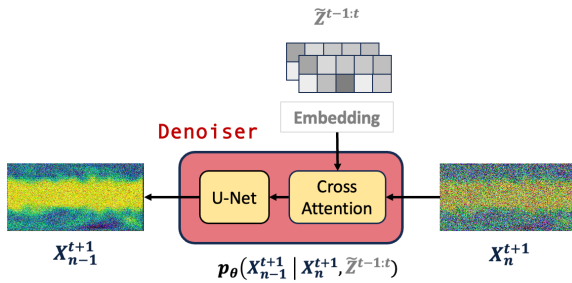


Figure 4: Structure of denoiser network.

Algorithm 1 Training

- 1: **Input:** Number of diffusion steps N , pre-trained encoder \mathcal{F}
- 2: **Output:** Trained denoising function $\epsilon(\cdot)$
- 3: **repeat**
- 4: $X_0^{t+1} \sim q(X_0^{t+1})$
- 5: $n \sim \text{Uniform}(1, 2, \dots, N)$
- 6: $\epsilon \sim \mathcal{N}(\mathbf{0}, \mathbf{I})$
- 7: Get conditional information of past observations X^{t-1}, X^t
- 8: Get embedding representation $\tilde{Z}^{t-1:t} = \mathcal{F}(X^{t-1}, X^t)$
- 9: Take gradient descent step on:

$$\nabla_{\theta} \left\| \epsilon - \epsilon_{\theta} \left(\sqrt{\alpha_n} X_0^{t+1} + \sqrt{1 - \alpha_n} \epsilon, n, \tilde{Z}^{t-1:t} \right) \right\|^2$$

- 10: **until** converged

Algorithm 2 Inference

- 1: **Input:** Number of diffusion steps N , pre-trained encoder \mathcal{F} , trained denoising network $\epsilon(\cdot)$, conditional information of past observations X^{t-1}, X^t
- 2: **Output:** Inference target X_0^{t+1}
- 3: Get embedding representation $\tilde{Z}^{t-1:t} = \mathcal{F}(X^{t-1}, X^t)$
- 4: $X_N \sim \mathcal{N}(\mathbf{0}, \mathbf{I})$
- 5: **for** $n = N, \dots, 1$ **do**
- 6: $\zeta \sim \mathcal{N}(\mathbf{0}, \mathbf{I})$ if $n \geq 1$, else $\zeta = 0$
- 7: $X_{n-1}^{t+1} = \frac{1}{\sqrt{\alpha_n}} \left(X_n^{t+1} - \frac{1 - \alpha_n}{\sqrt{1 - \alpha_n}} \epsilon_{\theta}(X_n^{t+1}, n, \tilde{Z}^{t-1:t}) \right) + \sigma_n \zeta$
- 8: **end for**
- 9: **return** X_0^{t+1}

3.5 Training

After additional conditions are included in our conditional diffusion model, the reverse process becomes:

$$\mu_{\theta}(X_n, n) = \frac{1}{\sqrt{\alpha_n}} \left(X_n - \frac{1 - \alpha_n}{\sqrt{1 - \alpha_n}} \epsilon_{\theta}(X_n, n, \text{Cond}) \right). \quad (17)$$

To train the model, the loss function can be devised as:

$$\mathcal{L}_{\text{cond}}(\theta) = \mathbb{E}_{X_0, \epsilon, n} \|\epsilon - \epsilon_{\theta}(X_n, n, \text{cond})\|^2, \quad (18)$$

where $X_n = \sqrt{\alpha_n} X_0 + \sqrt{1 - \alpha_n} \epsilon$. The training procedure is shown in Algorithm 1.

3.6 Inference

Algorithm 2 describes the full procedure of the inference process, we first extract the conditional embedding representations, $\tilde{Z}^{t-1:t}$, by the pre-trained encoder, and then randomly generate a noise vector $X_N \sim \mathcal{N}(\mathbf{0}, \mathbf{I})$ of size $H \times W \times C$. The sampled noise vector, X_N , is autoregressively denoised along the reversed chain to predict the target until n equals 1 (ζ is set to zero when $n = 1$), we obtain weather prediction \hat{X}_0 at the time $t + 1$. As shown in Eq. (13), multi-step prediction can be implemented iteratively - the output from the last time step is the model input to predict the next step.

3.7 Ensemble Forecast

Accurately representing uncertainty is crucial in weather prediction due to its inherently unpredictable nature. To enhance the

Table 1: Variable Information.

Type	Variable	Abbrev.	ECMWF ID	Levels
Single	2 metre temperature	T2m	167	
Single	10 metre U wind	U10	165	
Single	10 metre V wind	V10	166	
Atmospheric	Geopotential	Z	129	500
Atmospheric	Temperature	T	130	850

reliability and accuracy of forecasts, we adopt an *ensemble forecast* strategy, which generates multiple possible weather scenarios. This approach captures the variability among forecasts, reflecting a range of potential outcomes and providing a probabilistic view of future weather states. Our conditional diffusion model, CoDiCast, goes beyond deterministic models by generating a distribution of plausible future weather scenarios rather than a single prediction. By integrating both initial conditions and noise sampled from a Gaussian distribution, CoDiCast implements the *ensemble forecast* strategy through multiple stochastic samplings during inference, capturing the full range of possible weather states and offering a more comprehensive forecast that represents inherent uncertainty.

4 Experiments

4.1 Dataset

ERA5 [17] is a publicly available atmospheric reanalysis dataset provided by the European Centre for Medium-Range Weather Forecasts (ECMWF). Following the existing work [49], we use the pre-processed 5.625° resolution (32 × 64) and 6-hour increment ERA5 dataset from WeatherBench [41]. We downloaded 5 variables for the globe: geopotential at 500 hPa pressure level (Z500), atmospheric temperature at 850 hPa pressure level (T850), ground temperature (T2m), 10 meter U wind component (U10) and 10 meter V wind component (V10). Table 1 summarizes these variables. *Single* represents surface-level variables, and *Atmospheric* represents time-varying atmospheric properties at chosen altitudes. More details about ERA5 reanalysis data can be found in Appendix A.

4.2 Experiments

Experimental setup. We use data between 2006 and 2015 as the training set, data in 2016 as the validation set, and data between 2017 and 2018 as the testing set. We assess the global weather forecasting capabilities of our method CoDiCast at time t , by predicting the weather at a future time $t + \Delta t$ based on the state at time t , for future time points $\Delta t = 6$ to 36 hours. To quantify the uncertainty in weather prediction, we generate an ensemble forecast of the possible weather states. The reserve process of diffusion models starts from pure noise. Therefore, the ensemble forecast was implemented by randomly sampling the starting noise three times and running the trained CoDiCast respectively during inference.

Training. For the diffusion model, we used U-Net as the denoiser network with 1000 diffusion/denoising steps. The architecture is similar to that of DDPM [20] work. We employ four U-Net units for both the downsampling and upsampling processes. Each U-Net unit comprises two ResNet blocks [16] and a convolutional

up/downsampling block. Before training, we apply Max-Min normalization [39] to scale the input data within the range [0, 1], mitigating potential biases stemming from varying scales [45]. Adam was used as the optimizer, where the learning rate = $2e^{-4}$, decay steps = 10000, decay rate = 0.95. The batch size and number of epochs were set to 64 and 800 respectively. More training details and model configurations can be found in Appendix C.

Evaluation Metrics. We assess the model performance using latitude-weighted Root Mean Square Error (RMSE) and Anomaly Correlation Coefficient (ACC). RMSE measures the average difference between values predicted by a model and the actual values. ACC is the correlation between prediction anomalies \tilde{X}' relative to climatology and ground truth anomalies \tilde{X} relative to climatology. ACC is a critical metric in climate science to evaluate the model’s performance in capturing unusual weather or climate events. These metrics are described in the following equations:

$$\text{RMSE} = \frac{1}{M} \sum_{m=1}^M \sqrt{\frac{1}{H \times W} \sum_{h=1}^H \sum_{w=1}^W L(h) (\tilde{X}_{m,h,w} - X_{m,h,w})^2}, \quad (19)$$

where $L(h) = \frac{1}{H} \cos(h) \sum_{h'}^H \cos(h')$ is the latitude weight and M represents the number of test samples.

$$\text{ACC} = \frac{\sum_{m,h,w} L(h) \tilde{X}'_{m,h,w} X'_{m,h,w}}{\sqrt{\sum_{m,h,w} L(h) \tilde{X}'_{m,h,w}^2 \cdot \sum_{m,h,w} L(h) X'^2_{m,h,w}}}, \quad (20)$$

where observed and forecasted anomalies $X' = X - C$, $\tilde{X}' = \tilde{X} - C$, and climatology $C = \frac{1}{M} \sum_m X$ is the temporal mean of the ground truth data over the entire test set.

4.3 Baselines

We compare our method against the following baselines:

- **ClimODE** [49]: a spatiotemporal continuous-time model that incorporates the physic knowledge of atmospheric *advection* over time.
- **ClimaX** [32]: a state-of-the-art vision Transformer-based method trained on the same dataset.
- **FourCastNet** [38]: a large-scale machine learning model based on adaptive Fourier neural operators.
- **Neural ODE**: a large-scale model based on adaptive Fourier neural operators.
- **Integrated Forecasting System IFS** [41]: one of the most advanced global physics-based numerical weather prediction (NWP) models. IFS is often viewed as the gold standard.

4.4 Quantitative Evaluation

We compare the performance of different models in global forecasting, encompassing the prediction of five crucial meteorological variables as described in Table 1. From Table 2, we can find that CoDiCast presents superior performance across latitude-weighted RMSE metrics over other MLWP baselines. In addition, CoDiCast shows comparable performance across ACC scores against the strongest MLWP baseline. However, CoDiCast still falls short in comparison with the gold-standard IFS model. Additionally, the error range associated with our CoDiCast in Table 2 is smaller

Table 2: Latitude weighted RMSE (\downarrow) and ACC (\uparrow) comparison with baselines on global forecasting on the entire test data. We mark the scores in bold if our method, CoDiCast, performs the best among ML-based benchmarks.

Variable	Lead	RMSE (\downarrow)						ACC (\uparrow)					
		NODE	ClimaX	FCN	IFS	ClimODE	CoDiCast	NODE	ClimaX	FCN	IFS	ClimODE	CoDiCast
Z500	6	300.6	247.5	149.4	26.9	102.9 \pm 9.3	73.1\pm6.7	0.96	0.97	0.99	1.00	0.99	0.99
	12	460.2	265.3	217.8	N/A	134.8 \pm 12.3	114.2\pm8.9	0.88	0.96	0.99	N/A	0.99	0.99
	18	627.6	319.8	275.0	N/A	162.7 \pm 14.4	152.4\pm10.4	0.79	0.95	0.99	N/A	0.98	0.99
	24	877.8	364.9	333.0	51.0	193.4 \pm 16.3	186.5\pm11.8	0.70	0.93	0.99	1.00	0.98	0.98
	36	1028.2	455.0	449.0	N/A	259.6 \pm 22.3	256.7\pm14.6	0.55	0.89	0.99	N/A	0.96	0.97
T850	6	1.82	1.64	1.18	0.69	1.16 \pm 0.06	1.02\pm0.05	0.94	0.94	0.99	0.99	0.97	0.99
	12	2.32	1.77	1.47	N/A	1.32 \pm 0.13	1.26\pm0.10	0.85	0.93	0.99	N/A	0.96	0.98
	18	2.93	1.93	1.65	N/A	1.47 \pm 0.16	1.41\pm0.12	0.77	0.92	0.99	N/A	0.96	0.97
	24	3.35	2.17	1.83	0.87	1.55 \pm 0.18	1.52\pm0.16	0.72	0.90	0.99	0.99	0.95	0.97
	36	4.13	2.49	2.21	N/A	1.75 \pm 0.26	1.75\pm0.19	0.58	0.86	0.99	N/A	0.94	0.96
T2m	6	2.72	2.02	1.28	0.97	1.21 \pm 0.09	0.95\pm0.07	0.82	0.92	0.99	0.99	0.97	0.99
	12	3.16	2.26	1.48	N/A	1.45 \pm 0.10	1.21\pm0.07	0.68	0.90	0.99	N/A	0.96	0.99
	18	3.45	2.45	1.61	N/A	1.43 \pm 0.09	1.34\pm0.08	0.69	0.88	0.99	N/A	0.96	0.98
	24	3.86	2.37	1.68	1.02	1.40 \pm 0.09	1.45 \pm 0.07	0.79	0.89	0.99	0.99	0.96	0.98
	36	4.17	2.87	1.90	N/A	1.70 \pm 0.15	1.65\pm0.11	0.49	0.83	0.99	N/A	0.94	0.97
U10	6	2.30	1.58	1.47	0.80	1.41 \pm 0.07	1.24\pm0.06	0.85	0.92	0.95	0.98	0.91	0.95
	12	3.13	1.96	1.89	N/A	1.81 \pm 0.09	1.50\pm0.08	0.70	0.88	0.93	N/A	0.89	0.93
	18	3.41	2.24	2.05	N/A	1.97 \pm 0.11	1.68\pm0.08	0.58	0.84	0.91	N/A	0.88	0.91
	24	4.10	2.49	2.33	1.11	2.01 \pm 0.10	1.87\pm0.09	0.50	0.80	0.89	0.97	0.87	0.89
	36	4.68	2.98	2.87	N/A	2.25 \pm 0.18	2.25\pm0.12	0.35	0.69	0.85	N/A	0.83	0.87
V10	6	2.58	1.60	1.54	0.94	1.53 \pm 0.08	1.30\pm0.06	0.81	0.92	0.94	1.00	0.92	0.95
	12	3.19	1.97	1.81	N/A	1.81 \pm 0.12	1.56\pm0.09	0.61	0.88	0.91	N/A	0.89	0.93
	18	3.58	2.26	2.11	N/A	1.96 \pm 0.16	1.75\pm0.11	0.46	0.83	0.86	N/A	0.88	0.91
	24	4.07	2.48	2.39	1.33	2.04 \pm 0.10	1.94\pm0.14	0.35	0.80	0.83	1.00	0.86	0.89
	36	4.52	2.98	2.95	N/A	2.29 \pm 0.24	2.35 \pm 0.18	0.29	0.69	0.75	N/A	0.83	0.85

than ClimODE, indicating that our method can produce more robust predictions.

4.5 Qualitative Evaluation

In Figure 5, we qualitatively evaluate the performance of CoDiCast on global forecasting tasks for all target variables, Z500, T850, T2m, U10 and V10 at the lead time of 6 hours. The first row is the ground truth of the target variable at a particular lead time, the second row is the prediction of CoDiCast and the last row is the absolute prediction errors, which is the difference between the prediction and the ground truth. From the scale of their color bars, we can tell that the error percentage is less than 3% for variables Z500, T850, and T2m. Nevertheless, error percentages over 50% exist for U10 and V10 even though only a few of them. Furthermore, we observe that most higher errors appear in the high-latitude ocean areas. The possible reason might be the sparse data nearby in the ERA5 reanalysis data. We provide more visualizations for longer lead times in Appendix D.

4.6 Ablation Study

In our CoDiCast model, we include a *pre-trained encoder* to learn the embedding from past observations and a *cross attention* mechanism

to learn the interaction between embeddings and the noisy sample at each denoising step. To study their effectiveness, we conduct an ablation study of several model variants: (a) **No-encoder** directly considers past observations as conditions to diffusion model; (b) **No-cross-attention** simply concatenate the embedding and the noisy sample at each denoising step; (c) **No-encoder-cross-attention** concatenate the past observations and the noisy sample at each denoising step. The results of these variants are shown in Figure 6. We can observe that the full version of CoDiCast consistently outperforms all other variants, demonstrating both *pre-trained encoder* and *cross attention* mechanisms are helpful in the denoising process to generate plausible weather scenarios.

4.7 Parameter Study

We investigate the effect of two important parameters: diffusion step, N , and variance scheduling, β . We experiment with diffusion steps of 250, 500, 750, 1000, 1500, 2000 separately. The results in Table 3 show that when $N < 1000$, the accuracy improves as the number of diffusion steps increases, indicating that more intermediate steps are more effective to learn the imperceptible attributes during the denoising process. When $1000 < N < 2000$, the accuracy remains approximately flat but the inference time keeps increasing

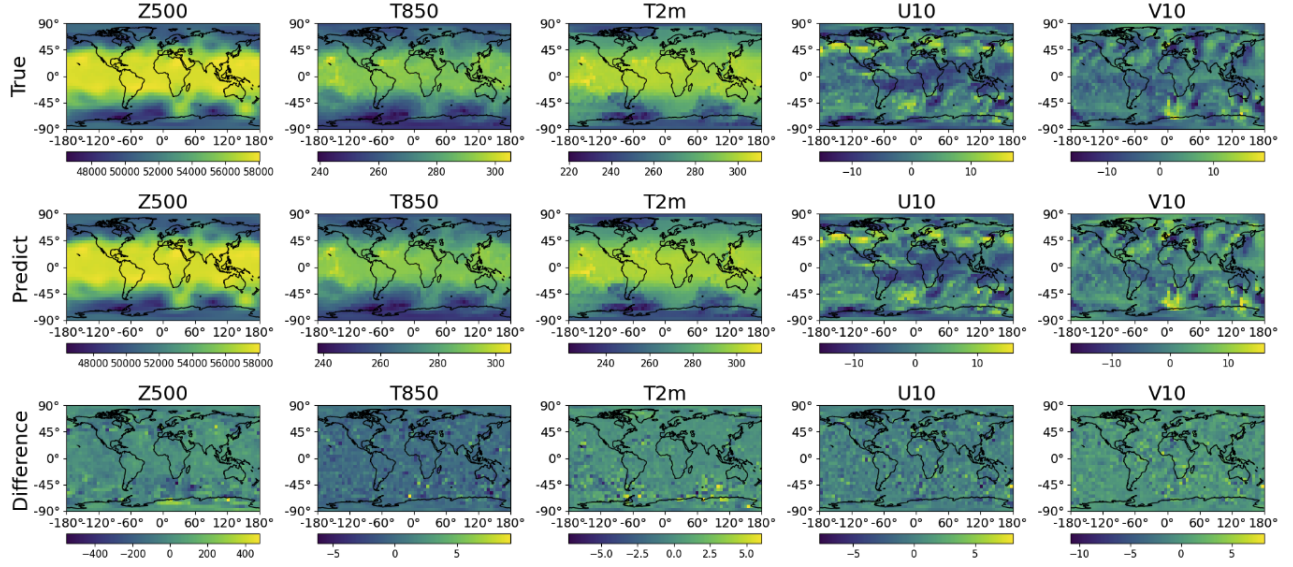


Figure 5: Visualizations of true and predicted values at 6 hours lead time.

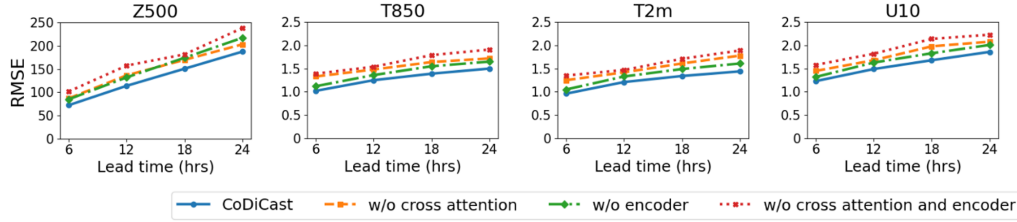


Figure 6: Ablation study of pre-trained encoder and cross-attention.

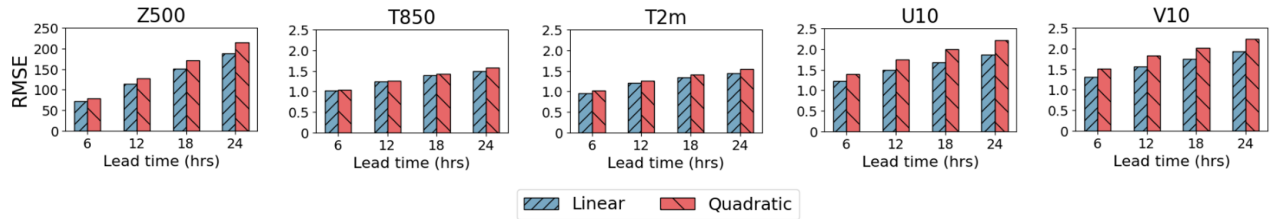


Figure 7: Effect of variance scheduling methods.

linearly. Considering the trade-off between accuracy and efficiency, we finally set $N = 1000$ for all experiments.

In addition, we use the same start and end variance value as DDPM [20] for the variance scheduling where $\beta \in [0.0001, 0.02]$. We study the effect of “linear” and “quadratic” variance scheduling in this section. The results are provided in Figure 7. It shows that “linear” variance scheduling provides better performance than “quadratic” one for variables Z500, T2m, U10, and V10, while the performance of both “linear” and “quadratic” modes is roughly same for variable T850. Therefore, “linear” variance scheduling is utilized in our CoDiCast model.

4.8 Inference Efficiency

The inference speed is critical for weather prediction. Generally, numerical weather prediction models (e.g., IFS HRES [41]) require 50 minutes for the medium-range global forecast with good accuracy and the uncertainty captured, while deterministic machine learning weather prediction models take less than 1 minute [25, 41] but cannot model the weather uncertainty. CoDiCast proposed in our work needs around 12 minutes to generate the 3-day global weather forecast with high quality and uncertainty estimated, potentially balancing the inference efficiency and generation quality with necessary uncertainty quantification.

Table 3: Latitude weighted RMSE with various diffusion steps. We mark the lowest scores in bold. The last row represents the inference time of CoDiCast for 3-day global forecasts.

Variable	Lead	Diffusion Step					
		250	500	750	1000	1500	2000
Z500	6	341.1	187.9	121.2	73.1	73.7	75.3
	12	359.6	178.7	116.9	114.2	117.2	118.6
	18	664.6	331.6	189.2	152.4	155.7	156.2
	24	696.1	324.8	190.6	186.5	193.5	191.9
	36	973.8	472.6	255.9	256.8	267.3	262.7
T850	6	2.41	1.65	1.31	1.02	1.04	1.05
	12	2.33	1.65	1.27	1.26	1.28	1.31
	18	3.94	2.25	1.47	1.41	1.43	1.45
	24	3.88	2.38	1.53	1.52	1.56	1.58
	36	5.32	3.14	1.82	1.75	1.79	1.81
T2m	6	3.06	1.75	1.29	0.95	0.98	0.99
	12	3.25	1.73	1.26	1.21	1.26	1.27
	18	5.41	2.62	1.58	1.34	1.39	1.42
	24	5.26	2.79	1.63	1.44	1.50	1.53
	36	7.07	3.74	1.97	1.65	1.70	1.78
U10	6	1.90	1.62	1.49	1.24	1.31	1.35
	12	1.92	1.59	1.42	1.50	1.60	1.64
	18	2.65	2.04	1.77	1.68	1.79	1.83
	24	2.74	2.05	1.81	1.87	1.99	2.01
	36	3.65	2.64	2.19	2.25	2.36	2.40
V10	6	1.87	1.63	1.54	1.30	1.37	1.41
	12	1.79	1.64	1.56	1.56	1.67	1.69
	18	2.47	2.01	1.84	1.75	1.85	1.88
	24	2.43	2.11	1.89	1.94	2.04	2.06
	36	3.21	2.55	2.18	2.35	2.46	2.47
Inference time (min)		~ 3	~ 6	~ 10	~ 12	~ 20	~ 27

5 Related Work

Numerical Weather Prediction. Numerical Weather Prediction (NWP) methods are parameterized via various general circulation models (GCMs) [29]. GCMs obtain weather forecasts by modeling the system of the atmosphere, land, and ocean with complex differential equations [4]. A representative is the High-Resolution Forecasts System (HRES) [13], which is a single forecast (horizontal resolution around 9 km) that describes one possible evolution of the weather out to 10 days ahead. Such a deterministic NWP method only provides a single forecast, the ensemble forecast suite (ENS) [8] was developed as an ensemble of 51 forecasts by the European Centre for Medium-Range Weather Forecasts (ECMWF). ENS provides a range of possible future weather states in the medium range, allowing for investigation of the detail and uncertainty in the forecast. Even if ENS and other NWP-based ensemble forecasts effectively model the weather evolution, they exhibit sensitivity to structural discrepancies across models [2], regional variability [49], and high computational demands [25].

Machine Learning Weather Prediction. Numerous machine learning (ML)-based weather prediction (MLWP) approaches have emerged as a compelling alternative to NWP methods on weather

forecasting. They are trained on enormous historical data and produce the mean of the probable trajectories by minimizing the mean squared error (MSE) of model forecasts [19]. Pangu [6] employed three-dimensional transformer networks and Earth-specific priors to deal with complex patterns in weather data. GraphCast [25] achieved medium-range weather prediction by utilizing an “encode-process-decode” configuration with each part implemented by graph neural networks (GNNs). GNNs perform effectively in capturing the complex relationship between a set of surface and atmospheric variables. Similar GNN-based work is [23]. Similar work with the “encode-decode” strategy is Fuxi [11] and Fengwu [10], but the transformer model was used as their backbone. FourCastNet [38] applied Vision Transformer (ViT) [12] and Adaptive Fourier Neural Operators (AFNO) [15], while ClimaX [32] also uses Vision Transformer as backbone but the trained model can be fine-tuned to various downstream tasks. Additionally, ClimODE [49] incorporated the physical knowledge and developed a continuous-time neural advection PDE weather model. However, these models fall short in modeling the uncertainty of weather evolution [9, 22].

Diffusion Models. Diffusion models [20, 43] have shown their strong capability in computer vision tasks, including image generation [27], image editing [34], semantic segmentation [7] and point cloud completion [28]. Conditional diffusion models [21, 43] are then proposed to make the generation step controllable by conditions. However, few works have adopted diffusion models in weather forecasting. Existing works focus on short-term precipitation nowcasting [1, 14, 50], but are limited to regional weather forecasts. GenCast [40] is a recently proposed close-sourced conditional diffusion-based ensemble forecasting for medium-range weather prediction. Yet, it models the condition in the original space, which is demonstrated to be not sufficient in our paper (see the last case in the ablation study). In addition, since it is a closed-sourced model, it is hard for researchers to build on top of it for further research or fair comparison. In contrast, our CoDiCast will be open-sourced to facilitate the research in diffusion models for weather forecasting.

6 Conclusions

We start by introducing the limitations of current deterministic numerical weather prediction (NWP) and machine-learning weather prediction (MLWP) methods - costly computational overhead and no uncertainty quantification. To address the limitation, we propose a conditional diffusion model, CoDiCast, which contains a condition *pre-trained encoder* and a *cross-attention* component. Quantitative and qualitative experimental results demonstrate that it simultaneously achieves better results than existing MLWP-based models and a faster inference process than NWP-based models while being capable of providing uncertainty quantification compared to the deterministic methods. In conclusion, our CoDiCast accomplishes a critical trade-off between high accuracy, high efficiency, and lower uncertainty for global weather prediction.

Acknowledgments

This work is primarily supported by I-GUIDE, an Institute funded by the National Science Foundation, under award number 2118329.

References

- [1] Andrea Asperti, Fabio Merizzi, Alberto Paparella, Giorgio Pedrazzi, Matteo Angelinelli, and Stefano Colamonaco. 2023. Precipitation nowcasting with generative diffusion models.
- [2] V Balaji, Fleur Couvreur, Julie Deshayes, Jacques Gautrais, Frédéric Hourdin, and Catherine Rio. 2022. Are general circulation models obsolete? *Proceedings of the National Academy of Sciences* 119, 47 (2022), e2202075119.
- [3] Pierre Baldi. 2012. Autoencoders, unsupervised learning, and deep architectures. In *Proceedings of ICML workshop on unsupervised and transfer learning*. JMLR Workshop and Conference Proceedings, Edinburgh, Scotland, 37–49.
- [4] Peter Bauer, Alan Thorpe, and Gilbert Brunet. 2015. The quiet revolution of numerical weather prediction. *Nature* 525, 7567 (2015), 47–55.
- [5] Zied Ben Bouallègue, Mariana CA Clare, Linus Magnusson, Estibaliz Gascon, Michael Maier-Gerber, Martin Janoušek, Mark Rodwell, Florian Pinault, Jesper S Dramsch, Simon TK Lang, et al. 2024. The Rise of Data-Driven Weather Forecasting: A First Statistical Assessment of Machine Learning–Based Weather Forecasts in an Operational-Like Context. *Bulletin of the American Meteorological Society* 105, 6 (2024), E864–E883.
- [6] Kaifeng Bi, Lingxi Xie, Hengheng Zhang, Xin Chen, Xiaotao Gu, and Qi Tian. 2023. Accurate medium-range global weather forecasting with 3D neural networks. *Nature* 619, 7970 (2023), 533–538.
- [7] Emmanuel Asiedu Brempong, Simon Kornblith, Ting Chen, Niki Parmar, Matthias Minderer, and Mohammad Norouzi. 2022. Denoising pretraining for semantic segmentation. In *Proceedings of the IEEE/CVF conference on computer vision and pattern recognition*. 4175–4186.
- [8] Roberto Buizza. 2008. Comparison of a 51-member low-resolution (T L 399L62) ensemble with a 6-member high-resolution (T L 799L91) lagged-forecast ensemble. *Monthly weather review* 136, 9 (2008), 3343–3362.
- [9] Christopher Bülte, Nina Horat, Julian Quinting, and Sebastian Lerch. 2024. Uncertainty quantification for data-driven weather models.
- [10] Kang Chen, Tao Han, Junchao Gong, Lei Bai, Fenghua Ling, Jing-Jia Luo, Xi Chen, Leiming Ma, Tianning Zhang, Rui Su, et al. 2023. Fengwu: Pushing the skillful global medium-range weather forecast beyond 10 days lead.
- [11] Lei Chen, Xiaohui Zhong, Feng Zhang, Yuan Cheng, Yinghui Xu, Yuan Qi, and Hao Li. 2023. FuXi: A cascade machine learning forecasting system for 15-day global weather forecast. *npj Climate and Atmospheric Science* 6, 1 (2023), 190.
- [12] Alexey Dosovitskiy, Lucas Beyer, Alexander Kolesnikov, Dirk Weissenborn, Xiaohua Zhai, Thomas Unterthiner, Mostafa Dehghani, Matthias Minderer, Georg Heigold, Sylvain Gelly, et al. 2020. An image is worth 16x16 words: Transformers for image recognition at scale.
- [13] ECMWF. 2023. Medium-range forecasts. <https://www.ecmwf.int/en/forecasts/documentation-and-support/medium-range-forecasts>
- [14] Zhihan Gao, Xingjian Shi, Boran Han, Hao Wang, Xiaoyong Jin, Danielle Maddix, Yi Zhu, Mu Li, and Yuyang Bernie Wang. 2024. Prediff: Precipitation nowcasting with latent diffusion models.
- [15] John Guibas, Morteza Mardani, Zongyi Li, Andrew Tao, Anima Anandkumar, and Bryan Catanzaro. 2021. Adaptive fourier neural operators: Efficient token mixers for transformers.
- [16] Kaiming He, Xiangyu Zhang, Shaoqing Ren, and Jian Sun. 2016. Deep residual learning for image recognition. In *Proceedings of the IEEE conference on computer vision and pattern recognition*. Computer Vision Foundation, Las Vegas, Nevada, USA, 770–778.
- [17] Hans Hersbach, Bill Bell, Paul Berrisford, Shoji Hirahara, András Horányi, Joaquín Muñoz-Sabater, Julien Nicolas, Carole Peubey, Raluca Radu, Dinand Schepers, et al. 2020. The ERA5 global reanalysis. *Quarterly Journal of the Royal Meteorological Society* 146, 730 (2020), 1999–2049.
- [18] Amir Hertz, Ron Mokady, Jay Tenenbaum, Kfir Aberman, Yael Pritch, and Daniel Cohen-Or. 2022. Prompt-to-prompt image editing with cross attention control.
- [19] Pradeep Hewage, Marcello Trovati, Ella Pereira, and Ardhendu Behera. 2021. Deep learning-based effective fine-grained weather forecasting model. *Pattern Analysis and Applications* 24, 1 (2021), 343–366.
- [20] Jonathan Ho, Ajay Jain, and Pieter Abbeel. 2020. Denoising diffusion probabilistic models. *Advances in neural information processing systems* 33 (2020), 6840–6851.
- [21] Jonathan Ho and Tim Salimans. 2022. Classifier-free diffusion guidance. *arXiv preprint arXiv:2207.12598* (2022).
- [22] KU Jaseena and Binsu C Kovoov. 2022. Deterministic weather forecasting models based on intelligent predictors: A survey. *Journal of king saud university-computer and information sciences* 34, 6 (2022), 3393–3412.
- [23] Ryan Keisler. 2022. Forecasting global weather with graph neural networks.
- [24] Dmitrii Kochkov, Janni Yuval, Ian Langmore, Peter Norgaard, Jamie Smith, Griffin Mooers, Milan Klöwer, James Lottes, Stephan Rasp, Peter Düben, et al. 2024. Neural general circulation models for weather and climate. *Nature* (2024), 1–7.
- [25] Remi Lam, Alvaro Sanchez-Gonzalez, Matthew Willson, Peter Wirmsberger, Meire Fortunato, Ferran Alet, Suman Ravuri, Timo Ewalds, Zach Eaton-Rosen, Weihua Hu, et al. 2023. Learning skillful medium-range global weather forecasting. *Science* 382, 6677 (2023), 1416–1421.
- [26] Jussi Leinonen, Ulrich Hamann, Daniele Nerini, Urs Germann, and Gabriele Franch. 2023. Latent diffusion models for generative precipitation nowcasting with accurate uncertainty quantification.
- [27] Haoying Li, Yifan Yang, Meng Chang, Shiqi Chen, Huajun Feng, Zhihai Xu, Qi Li, and Yueting Chen. 2022. Srdiff: Single image super-resolution with diffusion probabilistic models. *Neurocomputing* 479 (2022), 47–59.
- [28] Shitong Luo and Wei Hu. 2021. Diffusion probabilistic models for 3d point cloud generation. In *Proceedings of the IEEE/CVF conference on computer vision and pattern recognition*. 2837–2845.
- [29] Peter Lynch. 2008. The origins of computer weather prediction and climate modeling. *Journal of computational physics* 227, 7 (2008), 3431–3444.
- [30] Xin Man, Chenghong Zhang, Jin Feng, Changyu Li, and Jie Shao. 2023. W-mae: Pre-trained weather model with masked autoencoder for multi-variable weather forecasting.
- [31] Bruno Merz, Christian Kuhlicke, Michael Kunz, Massimiliano Pittore, Andrey Babeyko, David N Bresch, Daniela IV Domeisen, Frauke Feser, Inga Koszalka, Heidi Kreibich, et al. 2020. Impact forecasting to support emergency management of natural hazards. *Reviews of Geophysics* 58, 4 (2020), e2020RG000704.
- [32] Tung Nguyen, Johannes Brandstetter, Ashish Kapoor, Jayesh K Gupta, and Aditya Grover. 2023. ClimaX: A foundation model for weather and climate.
- [33] Tung Nguyen, Jason Jewik, Hritik Bansal, Prakhara Sharma, and Aditya Grover. 2024. Climatelearn: Benchmarking machine learning for weather and climate modeling.
- [34] Alex Nichol, Prafulla Dhariwal, Aditya Ramesh, Pranav Shyam, Pamela Mishkin, Bob McGrew, Ilya Sutskever, and Mark Chen. 2021. Glide: Towards photorealistic image generation and editing with text-guided diffusion models. *arXiv preprint arXiv:2112.10741* (2021).
- [35] TN Palmer. 2012. Towards the probabilistic Earth-system simulator: A vision for the future of climate and weather prediction. *Quarterly Journal of the Royal Meteorological Society* 138, 665 (2012), 841–861.
- [36] Tim Palmer. 2019. The ECMWF ensemble prediction system: Looking back (more than) 25 years and projecting forward 25 years. *Quarterly Journal of the Royal Meteorological Society* 145 (2019), 12–24.
- [37] TN Palmer, GJ Shutts, R Hagedorn, FJ Doblas-Reyes, Thomas Jung, and M Leutbecher. 2005. Representing model uncertainty in weather and climate prediction. *Annu. Rev. Earth Planet. Sci.* 33, 1 (2005), 163–193.
- [38] Jaideep Pathak, Shashank Subramanian, Peter Harrington, Sanjeev Raja, Ashesh Chattopadhyay, Morteza Mardani, Thorsten Kurth, David Hall, Zongyi Li, Kamyar Azizzadenesheli, et al. 2022. Fourccastnet: A global data-driven high-resolution weather model using adaptive fourier neural operators.
- [39] SGOPAL Patro and Kishore Kumar Sahu. 2015. Normalization: A preprocessing stage. *arXiv preprint arXiv:1503.06462* (2015).
- [40] Ilan Price, Alvaro Sanchez-Gonzalez, Ferran Alet, Timo Ewalds, Andrew El-Kadi, Jacklynn Stott, Shakir Mohamed, Peter Battaglia, Remi Lam, and Matthew Willson. May 2024. GenCast: Diffusion-based ensemble forecasting for medium-range weather.
- [41] Stephan Rasp, Peter D Dueben, Sebastian Scher, Jonathan A Weyn, Soukayna Mouatadid, and Nils Thuerey. 2020. WeatherBench: a benchmark data set for data-driven weather forecasting. *Journal of Advances in Modeling Earth Systems* 12, 11 (2020), e2020MS002203.
- [42] MJ Rodwell and TN Palmer. 2007. Using numerical weather prediction to assess climate models. *Quarterly Journal of the Royal Meteorological Society: A journal of the atmospheric sciences, applied meteorology and physical oceanography* 133, 622 (2007), 129–146.
- [43] Robin Rombach, Andreas Blattmann, Dominik Lorenz, Patrick Esser, and Björn Ommer. 2022. High-resolution image synthesis with latent diffusion models. In *Proceedings of the IEEE/CVF conference on computer vision and pattern recognition*. Computer Vision Foundation, New Orleans, Louisiana, USA, 10684–10695.
- [44] Olaf Ronneberger, Philipp Fischer, and Thomas Brox. 2015. U-net: Convolutional networks for biomedical image segmentation. In *Medical image computing and computer-assisted intervention—MICCAI 2015: 18th international conference, October 5–9, 2015, proceedings, part III* 18. Springer, Munich, Germany, 234–241.
- [45] Jimeng Shi, Rukmangadh Myana, Vitalii Steblianin, Azam Shirali, and Giri Narasimhan. 2023. Explainable parallel rcnn with novel feature representation for time series forecasting. In *International Workshop on Advanced Analytics and Learning on Temporal Data*. Springer, Torino, Italy, 56–75.
- [46] Jimeng Shi, Zeda Yin, Arturo Leon, Jayantha Obeysekera, and Giri Narasimhan. 2024. FIDLAR: Forecast-Informed Deep Learning Architecture for Flood Mitigation. *arXiv preprint arXiv:2402.13371* (2024).
- [47] Julia Slingo and Tim Palmer. 2011. Uncertainty in weather and climate prediction. *Philosophical Transactions of the Royal Society A: Mathematical, Physical and Engineering Sciences* 369, 1956 (2011), 4751–4767.
- [48] Ashish Vaswani, Noam Shazeer, Niki Parmar, Jakob Uszkoreit, Llion Jones, Aidan N Gomez, Ł ukasz Kaiser, and Illia Polosukhin. 2017. Attention is All you Need. In *Advances in Neural Information Processing Systems*, Vol. 30. Curran Associates Inc, Long Beach, CA, USA.
- [49] Yogesh Verma, Markus Heinonen, and Vikas Garg. 2024. Climode: Climate and weather forecasting with physics-informed neural odes.

- [50] Demin Yu, Xutao Li, Yunming Ye, Baoquan Zhang, Chuyao Luo, Kuai Dai, Rui Wang, and Xunlai Chen. 2024. Diffcast: A unified framework via residual diffusion for precipitation nowcasting. In *Proceedings of the IEEE/CVF Conference on Computer Vision and Pattern Recognition*. Computer Vision Foundation, Seattle, Washington, United States, 27758–27767.
- [51] Lvmin Zhang, Anyi Rao, and Maneesh Agrawala. 2023. Adding conditional control to text-to-image diffusion models. In *Proceedings of the IEEE/CVF International Conference on Computer Vision*. Computer Vision Foundation, Vancouver, Canada, 3836–3847.

Appendix

A Dataset

We introduce a detailed description of the ERA5 dataset. As the predominant data source for learning and benchmarking weather prediction systems, the ERA5 reanalysis archive from the European Center for Medium-Range Weather Forecasting (ECMWF) provides reanalyzed data from 1979 onwards. This data is available on a $0.25^\circ \times 0.25^\circ$ global latitude-longitude grid of the Earth’s sphere, at hourly intervals, with different atmospheric variables at 37 different altitude levels and some variables on the Earth’s surface. The grid overall contains 721×1440 grid points for latitude and longitude, respectively. Due to the limited computational resources, we used the preprocessed version of ERA5 from WeatherBench [41] in our work. This dataset² contains re-gridded ERA5 reanalysis data in three lower resolutions: 5.625° , 2.8125° , and 1.40625° . To guarantee fair comparison with the benchmarks [49], we followed the ClimODE work and chose the 5.625° resolution dataset for variables: geopotential at 500 hPa pressure level (Z500), atmospheric temperature at 850 hPa pressure level (T850), ground temperature (T2m), 10 meter U wind component (U10) and 10 meter V wind component (V10). A sample at a certain time point can be represented by $X^t \in \mathbb{R}^{H \times W \times C}$ where $H \times W$ refers to the spatial resolution of data which depends on how densely we grid the globe over latitude and longitude, C refers to the number of channels (i.e. weather variables). In our work, H , W , and C are 32, 64, and 5, accordingly. Notably, both Z500 and T850 are two popular verification variables for global weather prediction models, while T2m, U10, and V10 directly pertain to human activities.

B Model Architecture

We present the detailed architectures of the autoencoder, cross-attention block, and U-Net model used in our work. Meanwhile, we also illustrate how we organize the input data and how they flow through different machine-learning model blocks. We recommend readers check out Figures 2, 3, and 4 while looking into the following architectures.

B.1 Autoencoder

We train an autoencoder model consisting of two main parts: an encoder and a decoder. The encoder compresses the input to feature representation (embedding) in the latent space. The decoder reconstructs the input from the latent space. After training, the pre-trained encoder can be extracted to generate embedding for input data. In our work, the convolutional autoencoder architecture is designed for processing spatiotemporal weather data at a time point, t , represented as $X^t \in \mathbb{R}^{H \times W \times C}$. The encoder consists of a series of convolutional layers with 2×2 filters, each followed by a ReLU activation function. The layers have 32, 128, 256, and 512 filters, respectively, allowing for a progressive increase in feature depth, thereby capturing essential patterns in the data. The decoder starts with 512 filters and reduces the feature depth through layers with 256 and 128 filters, each followed by ReLU activations. This design ensures the reconstruction of the input data while preserving the learned features, enabling the model to extract meaningful embeddings that encapsulate the spatiotemporal characteristics of the input.

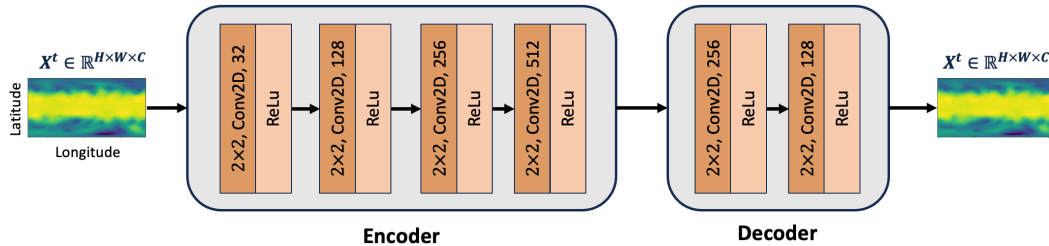


Figure 8: Architecture of the Autoencoder model.

B.2 Cross-Attention

The cross-attention is used to learn the interaction between past observations and the noisy data at each diffusion step. We consider the past observations as the conditions to guide the diffusion models during generation. Given the weather states in the past two time points, $X^{T \times H \times W \times C}$, we utilize the pre-trained encoder to learn the embedding from each time point, $X^{T \times H \times W \times d_e}$. To better use the *attention* mechanism, we first reshape it to $X^{(H \times W) \times (T \times d_e)}$ and convert it to key and value matrices: $K \in \mathbb{R}^{(H \times W) \times d_k}$ and $V \in \mathbb{R}^{(H \times W) \times d_v}$. We consider the noisy sample at each diffusion step, $X_n \in \mathbb{R}^{T \times H \times W \times C}$, as a query. It is transformed to $Q \in \mathbb{R}^{(H \times W) \times d_q}$. Then, the *cross-attention* mechanism is implemented by $\text{Attention}(Q, K, V) = \text{softmax}\left(\frac{QK^T}{\sqrt{d}}\right) \cdot V$. In our work, we set $d_q = d_k = d_v = d = 64$ where d is the projection embedding length.

²<https://github.com/pangeo-data/WeatherBench>

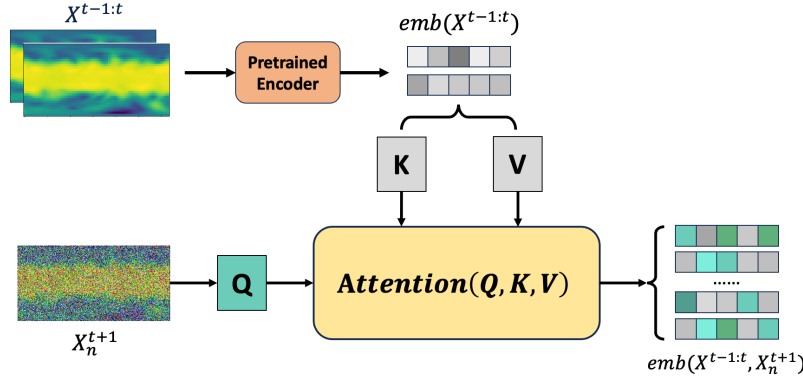


Figure 9: Architecture of the cross-attention block.

B.3 U-Net

Our U-Net architecture is similar to that³ of DDPM [20] but with necessary changes to adapt to the problems in this work. Each U-Net unit comprises two ResNet blocks [16] and a convolutional up/downsampling block. Self-attention was included between the convolution blocks once we reached a specific resolution ($4 \times 8, 2 \times 4$), represented in blue arrows. We employ four U-Net units for both the downsampling and upsampling processes. We use *MaxPooling* in the downsampling units where the channel dimension is $64 \times j$ ($j = \{1, 2, 3, 4\}$ refers to the layer index). The upsampling units follow the reverse order. We set the upsampling factor as 2 and the “nearest” interpolation. We used the swish activation function throughout the network. We also had GroupNormalization layer for more stable training where the number of groups for Group Normalization is 8. Group Normalization divides the channels into groups and computes within each group the mean and variance for normalization.

Notably, for the target variable, X^{t+1} at the n diffusion step, the input to U-Net involves the mixture embedding of past weather states, $X^{t-1:t}$, and the noisy sample from the last diffusion step, X_n^{t+1} . The mixture embedding is obtained by the cross-attention mechanism described above. The channel dimension output is five because of five weather variables of interest to predict. This is achieved by a convolutional layer with a 1×1 kernel.

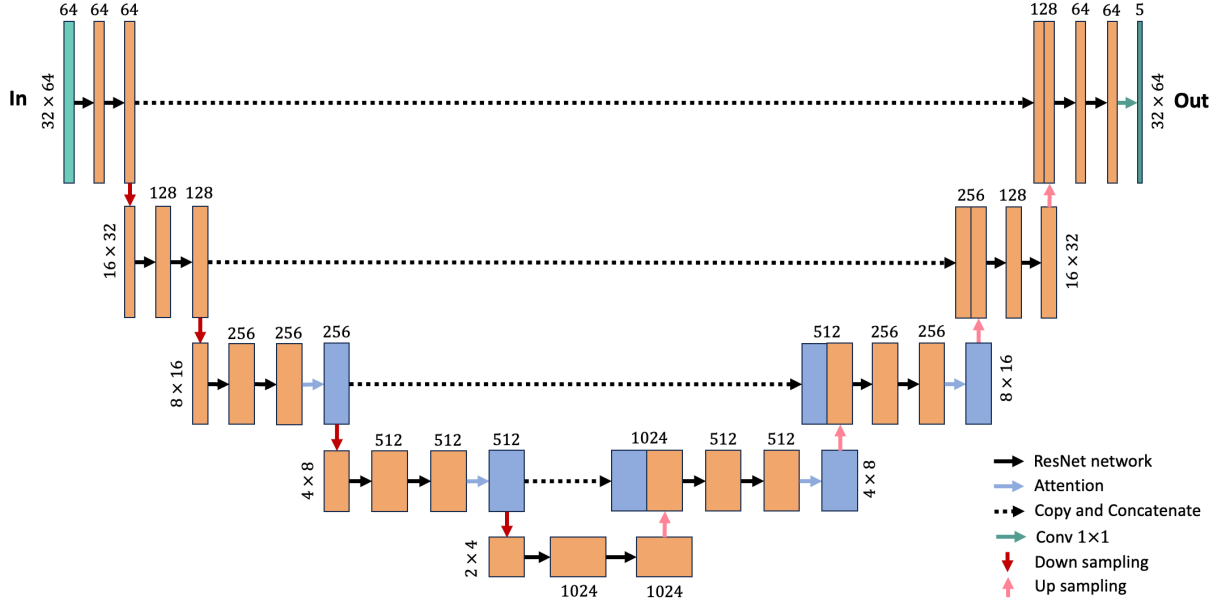


Figure 10: Architecture of the U-Net model.

³https://github.com/hojonathanho/diffusion/blob/master/diffusion_tf/models/unet.py

C Training Details

We provide the hyperparameters for training our model CoDiCast, which includes pre-training Autoencoder and training the denoiser network. Since it is more helpful to find the minimum loss if using a decayed learning rate as the training progresses, we applied an exponential decay function to an optimizer step given a provided initial learning rate.

Table 4: Hyperparameters of Training Autoencoder.

Abbreviation	Value for Training Autoencoder	Value for Training Denoiser
Epochs	100	800
Batch_size	128	256
Learning_rate	1e-4	2e-4
Decay_steps	10000	10000
Decay_rate	0.95	0.95

D Experimental Results

We provide the forecast at longer lead times (i.e., 24, 36, 72 hours). The first row is the ground truth of the target variable at a particular lead time, the second row is the prediction of CoDiCast and the last row is the absolute prediction errors, which is the difference between the prediction and the ground truth.

D.1 Short range weather forecasting

Short-range weather forecasting at the 24-hour lead time for all target variables.

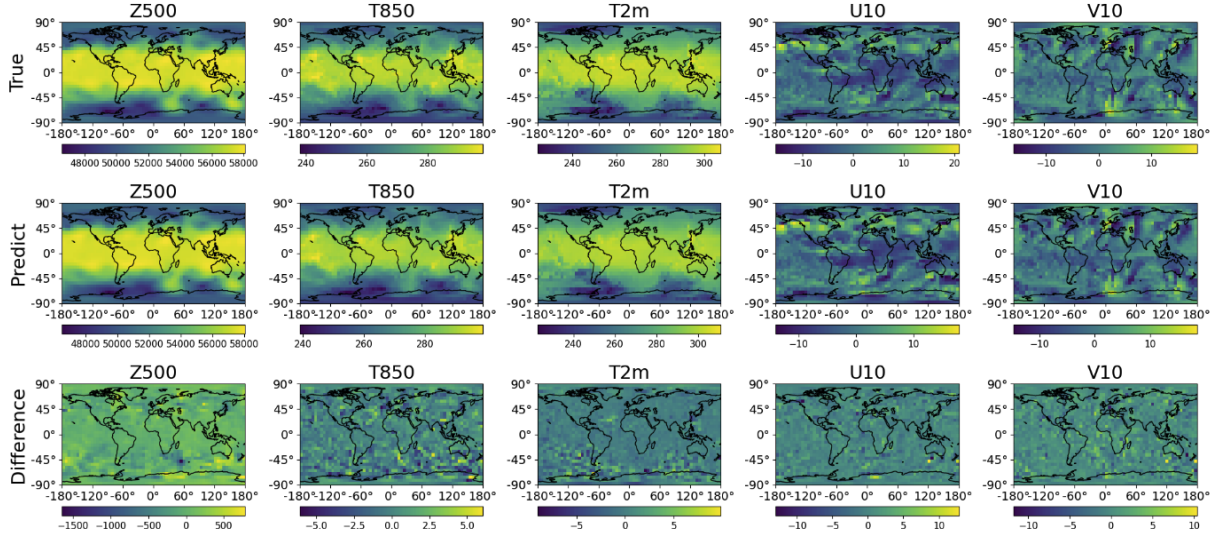


Figure 11: Visualizations of true and predicted values of all five variables at 24 hours lead time.

D.2 Medium-range weather forecasting

Medium-range weather forecasting at the 36-hour lead time for all target variables.

D.3 Long-range weather forecasting

Longer-range weather forecasting at the 72-hour lead time for all target variables.

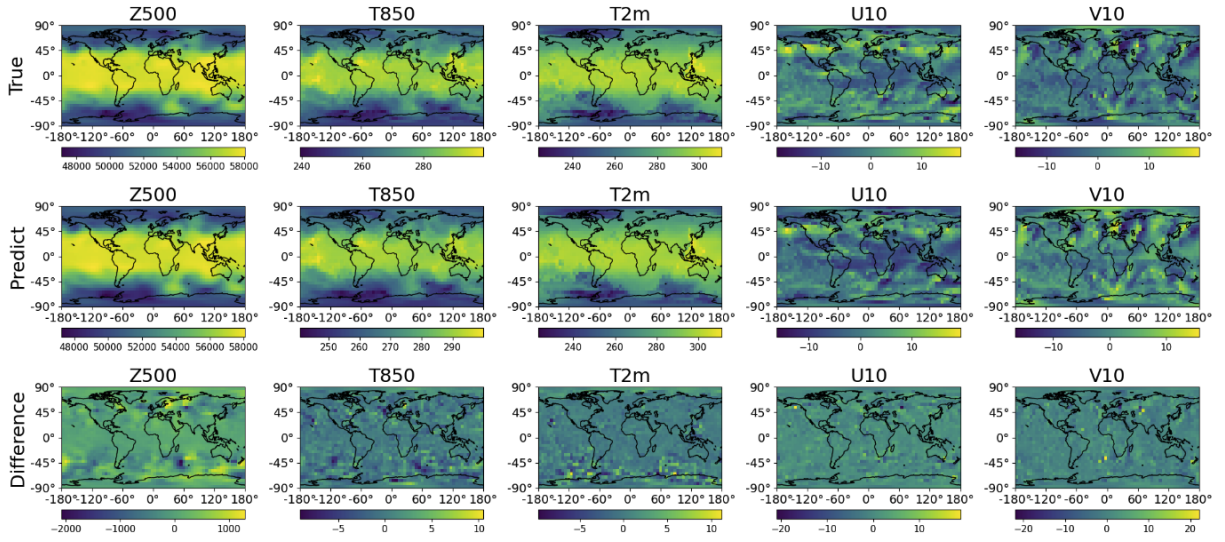


Figure 12: Visualizations of true and predicted values of all five variables at 36 hours lead time.

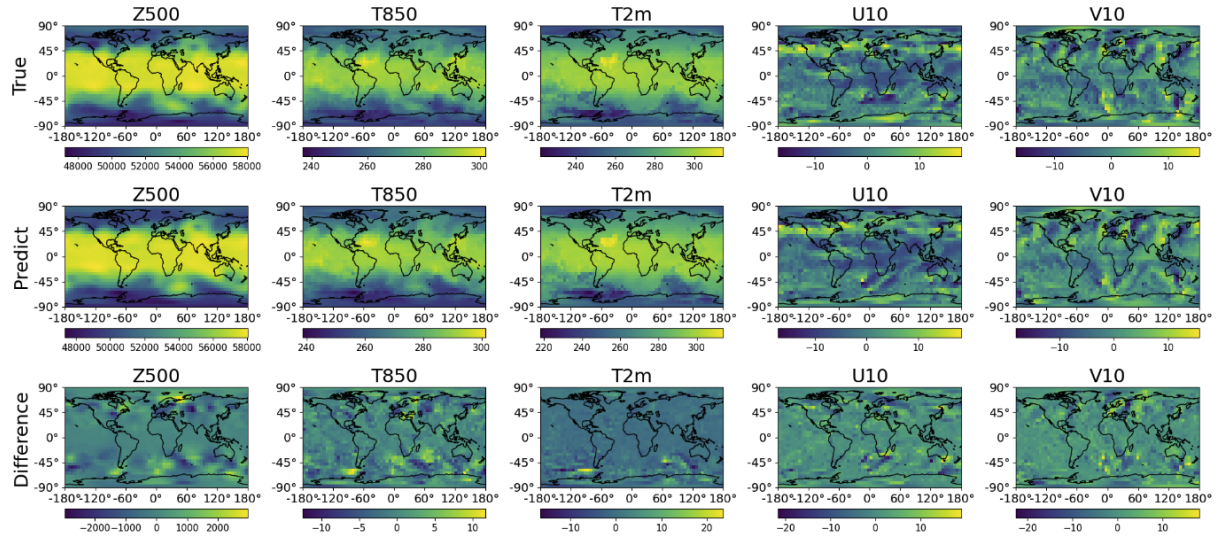


Figure 13: Visualizations of true and predicted values of all five variables at 72 hours lead time.