

MMEVOL: EMPOWERING MULTIMODAL LARGE LANGUAGE MODELS WITH EVOL-INSTRUCT

Run Luo^{1,2*} Haonan Zhang^{3*} Longze Chen^{1,2*} Ting-En Lin^{3*} Xiong Liu³ Yuchuan Wu³
 Min Yang^{1,2†} Minzheng Wang² Pengpeng Zeng⁴ Lianli Gao⁵ Heng Tao Shen⁴ Yunshui Li^{1,2}
 Xiaobo Xia⁶ Fei Huang³ Jingkuan Song^{4†} Yongbin Li^{3†}

¹Shenzhen Institute of Advanced Technology, Chinese Academy of Sciences

²University of Chinese Academy of Sciences ³Alibaba Group

⁴Tongji University ⁵Independent Researcher ⁶The University of Sydney

{r.luo, min.yang}@siat.ac.cn

{ting-en.lte, shuide.lyb}@alibaba-inc.com

ABSTRACT

The development of Multimodal Large Language Models (MLLMs) has seen significant advancements. However, the quantity and quality of multimodal instruction data have emerged as significant bottlenecks in their progress. Manually creating multimodal instruction data is both time-consuming and inefficient, posing challenges in producing instructions of high complexity. Moreover, distilling instruction data from black-box commercial models (e.g., GPT-4o, GPT-4V) often results in simplistic instruction data, which constrains performance to that of these models. The challenge of curating diverse and complex instruction data remains substantial. We propose **MMEvol**, a novel multimodal instruction data evolution framework that combines fine-grained perception evolution, cognitive reasoning evolution, and interaction evolution. This iterative approach breaks through data quality bottlenecks to generate a complex and diverse image-text instruction dataset, thereby empowering MLLMs with enhanced capabilities. Beginning with an initial set of instructions, SEED-163K, we utilize **MMEvol** to systematically broaden the diversity of instruction types, integrate reasoning steps to enhance cognitive capabilities and extract detailed information from images to improve visual understanding and robustness. To comprehensively evaluate the effectiveness of our data, we train LLaVA-NeXT using the evolved data and conduct experiments across 13 vision-language tasks. Compared to the baseline trained with seed data, our approach achieves an average accuracy improvement of 3.1 points and reaches state-of-the-art (SOTA) performance on nine tasks. The project page is available at <https://rainbowluocs.github.io/MMEvolWeb>.

1 INTRODUCTION

Benefiting from the success of Large Language Models (LLMs) (Touvron et al., 2023; Bai et al., 2023a; Zheng et al., 2024; Young et al., 2024; Tao et al., 2024), Multimodal Large Language Models (MLLMs) have experienced rapid development over the past two years, becoming the preferred approach for various vision-language tasks (Liu et al., 2024b;a; Li et al., 2023b; Dong et al., 2023). By aligning visual encoders with LLMs through large-scale coarse-grained image-text pre-training, followed by small-scale fine-grained supervised fine-tuning (SFT), MLLMs have demonstrated impressive capabilities in numerous vision-language tasks (Bai et al., 2023b; Luo et al., 2024; Lu et al., 2024). Existing open-source image-text instruction data primarily consists of two components. One of these is sourced from human-generated image-text instructions (Chen et al., 2024a). However, due to the challenges humans may face in producing high-complexity instructions, these data often share only a limited number of common directives and execute similar tasks, with the difficulty distribution skewed towards simple or moderate levels. The other component originates from distilled prompts constructed using questions directed at commercial models, such as GPT-4o and GPT-4V (Liu

*Equal contribution. † Jingkuan Song, Min Yang and Yongbin Li are corresponding authors.

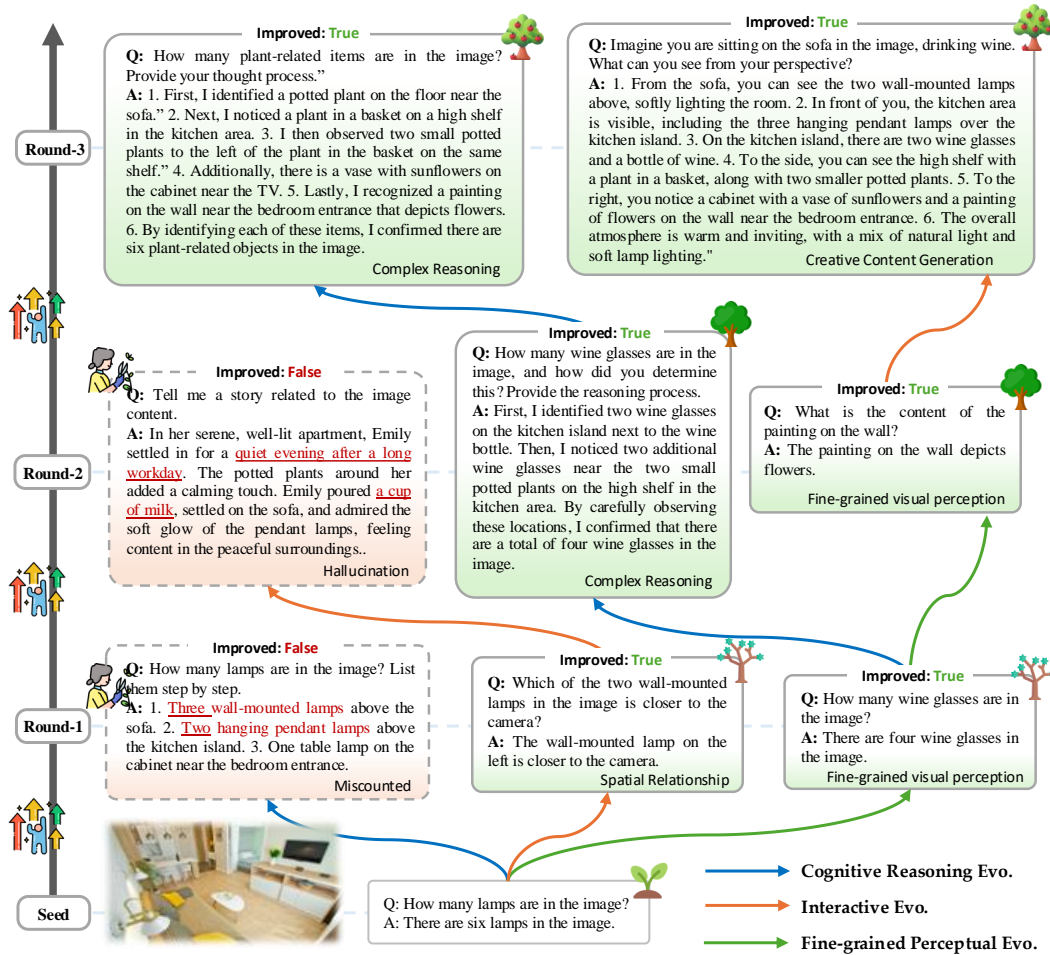


Figure 1: **Overview of MMEvol.** Instruction evolution and instruction elimination synergistically collaborate through multiple rounds to enhance the diversity and complexity of instruction data.

et al., 2024b;c; Chen et al., 2023). Given those image-text instructions must adhere to visual content constraints, the distilled instruction data tends to be simple visual question-answering and scene description tasks. This severely restricts the diversity and complexity of existing image-text instruction data. The bottleneck in the quantity and quality of instruction data leads to models trained on such data frequently struggling to follow complex and varied user-specified instructions or objectives. This limitation reduces their practicality and applicability in real-world scenarios. Therefore, developing an automated method capable of producing open-domain instructions (particularly more challenging ones) at a relatively low cost has become crucial for advancing the instruction tuning of MLLMs.

Inspired by the Evol-Instruct method (Xu et al., 2023; Luo et al., 2023b;a), we introduce **MMEvol**, which leverages multiple iterative evolutions of advanced MLLMs to automatically and massively generate a variety of open-domain instructions across different difficulty levels, thereby enhancing the performance of MLLMs. Given that vision-language instruction data is constrained by visual content, we made several adjustments to the evolutionary prompting process, specifically optimizing it for vision-language-related tasks. This effort culminated in three evolutionary directions: fine-grained perceptual evolution, cognitive reasoning evolution, and interactive evolution. The **MMEvol** mechanism is summarized in Fig. 1, where each evolutionary cycle comprises two main steps: instruction evolution and instruction elimination. Our method randomly selects from fine-grained perceptual evolution, cognitive reasoning evolution, or interactive evolution to upgrade simple instructions into more complex and diverse directives or to create new instructions, thereby increasing diversity and complexity. Fine-grained perceptual evolution aims to fully exploit the visual information within images, providing new directives that involve more detailed objectives. Cognitive reasoning evolution seeks to enhance the visual operational reasoning steps of the instructions, thereby increasing their




Figure 2: **SEED-163K: 163K Curated Seed Instruction Tuning Dataset for Evol-Instruct.** **Left:** The inner circle shows the original distribution of SEED-163K. The outer circle shows the curated SEED-163K. **Right:** All the data sources in the SEED-163K dataset, as well as the ones filtered in data curation.

complexity. Interactive evolution is designed to improve the diversity of instructions by offering a wider variety of directive forms. These three operations are achieved by providing specific prompts to the MLLM. Given that instructions generated through evolution may occasionally fail, we employed an instruction eliminator to filter out unsuccessful directives, termed elimination evolution. This evolutionary process is repeated multiple times to obtain an adequate dataset of instructions encompassing various complexities.

Specifically, we adapt LLaVA-Instruct (Touvron et al., 2023) and ShareGPT4V (Chen et al., 2023), supplemented by a small amount of additional scientific and chart data to ensure diversity, leading to 163K seed instruction samples. We perform three rounds of instruction evolution on this seed data using the OpenAI GPT-4o mini API, yielding 447K evolved samples. We fine-tune the open-source LLaVA-NeXT (Liu et al., 2024a) model with this evolved data, comparing it with other methods across multiple visual-language benchmarks. Our method achieved state-of-the-art (SOTA) performance, validating the effectiveness and efficiency of **MMEvol**. Additionally, we conduct thorough qualitative analysis and ablation experiments to demonstrate the contribution of each component of our method. We hope the release of evolved data and code will help the community better understand the role and significance of using high-quality image-text instruction data to train more powerful MLLMs.

Our main contributions can be summarized as follows:

- A image-text instruction evolution framework, **MMEvol**, is designed to leverage advanced MLLMs, automating the generation of open-domain image-text instruction data across varying difficulty levels to enhance the diversity and complexity of existing datasets.
- By utilizing instruction evolution data, a high-quality data recipe is composed, and the evolved data will be released to advance the capabilities of other open-source MLLMs further.
- We train an MLLM using this high-quality data recipe, achieving superior performance in various downstream visual-language tasks compared to other fully open-source methods.
- The effectiveness and efficiency of the proposed approach are validated through extensive qualitative and quantitative analyses.

2 METHOD

In this section, we first introduce the curation of seed instruction data and then elaborate on the methodological details of **MMEvol**. Due to the space limitation, we simplify the seed data curation process and prompt templates. More details are in the Appendix D.



Figure 3: **Prefix-Prompt of MMEvol**. The top block showcases the contexts such as caption and visual object locations, and the middle block demonstrates vision/language-centered atomic propositions and evolution objective (described later). Additionally, we endow vision capabilities with pseudo-function calls to enhance visual reasoning during evolutionary processes. Finally, the bottom block further elucidates the organized seed sample, which is subsequently sent to the MLLM for rewriting.

2.1 SEED DATA CURATION


The seed instruction data are curated from LLaVA-Instruct (Liu et al., 2024b) and ShareGPT4V (Chen et al., 2023) datasets, supplemented with additional scientific and chart data sampled from Cambrain-1 (Tong et al., 2024). This process involved careful selection and refinement to ensure the quality and diversity of the instructions. For instructions with only captions, we use the OpenAI GPT-4o mini API to generate seed instruction data. Ultimately, after merging and filtering, we obtained a comprehensive dataset consisting of 163K instruction samples with unique images, which serve as the foundation for our subsequent Evol-Instruct. The seed data mixture is shown in Fig. 2. Please refer to Appendix A for more details.


2.2 METHODOLOGICAL DETAILS

The evolution of image-text instruction data is constrained by visual information, requiring evolved instruction data to be relevant to image content to avoid hallucinations. This makes the diversity

Objective of Fine-grained Perceptual Evolution

I want you act as a Q&A Creator. Your objective is to draw inspiration from the given Q&A to create a brand new created Q&A. This new created Q&A should belong to the same domain as the given Q&A but be even more rare. The difficulty level of the created Q&A should be similar to that of the given Q&A. Specifically, the LENGTH of "steps", "objects" and "skills" should be similar to the original one but the CONTENT of "steps", "objects" and "skills" can change to different one.





Q: How many people are there in the image?
A: There are nine people in the image.

Q-Evol: How many **flags** are visible in the distance within the image and describe **the colors** of each flag?
A-Evol: There are **three flags in the distance**. The colors of these flags are blue, yellow and red, respectively.




Figure 4: **Fine-grained perceptual evolution prompt and data example.** Fine-grained perceptual evolution can generate samples with more detailed visual information, enhancing data diversity, which are marked with different colors for better visualization.

evolution of image-text instructions particularly challenging. Additionally, the complexity evolution process of image-text instruction data often results in shallow reasoning phenomena, with MLLMs struggling to provide complex answers. As shown in Fig. 1, to address these issues and improve the success rate of evolution, we include carefully designed domains such as visual objects, atomic capabilities, visual manipulations, and instruction formats to standardize each instruction data format. The visual object domain includes visual objects in the images involved in the instruction data, implicitly constraining the evolution data and reducing visual hallucinations. We also summarize nine types of atomic capabilities involved in image-text instruction data to populate the atomic capability domain, aiming to enhance data diversity. Specifically, this includes five vision-centric capabilities: localization, reference, computation, optical character recognition (OCR), and existence judgment, and four language-centric capabilities: relation description, scene understanding, behavior prediction, and world knowledge association. The visual manipulation domain includes visual manipulation chains (Qi et al., 2024) for problem-solving, where each step of the visual manipulation is based on vision-centric atomic capabilities, explicitly defining the visual reasoning process to mitigate shallow reasoning. The instruction format domain specifies the interaction types of the instruction data. These adaptations enhance the diversity and complexity of image-text instruction data and improve the success rate of evolution.

Fine-grained Perceptual Evolution. The goal of fine-grained perceptual evolution is to maximize the extraction of available visual information from images, especially overlooked non-primary visual objects. We observe that most instruction data tend to construct questions involving primary objects in images while neglecting less frequent non-primary objects. This results in a lack of instructions related to long-tail distribution objects. Training with such data can lead to visual hallucinations and poor generalization and robustness. Fine-grained perceptual evolution generates questions involving new visual objects, uncovering usable and often overlooked visual information. The evolutionary prompt template and process are shown in Fig. 4.


Cognitive Reasoning Evolution. Reasoning ability is one of the key capabilities of multi-modal large language models. However, most existing instruction data, such as LLaVA-Instruct (Liu et al., 2024b), consists of simple question-and-answer pairs that lack detailed reasoning processes, making it difficult for trained models to accomplish complex tasks requiring reasoning capabilities, such as multi-modal agents and visual reasoning. We introduce the concept of a visual manipulation chain, abstracting four vision-centric reasoning capabilities into four visual operation functions described in text. By generating the necessary visual reasoning steps to solve problems, we define the complexity of the instruction data. During the cognitive reasoning evolution process, we evolve new instruction data by increasing the visual reasoning steps in the data to obtain more complex data. The evolutionary prompt template and process are shown in Fig. 5.

Interactive Evolution. Existing models generate instruction data in very few forms. For example, LLaVA-Instruct provides only dialogue-based question-answering, complex reasoning, and global description tasks. Handcrafted instruction data, such as ALLaVA (Chen et al., 2024a), are limited by annotators’ experience, making it challenging to design various task forms. Models trained with such data often struggle to follow complex and diverse user-specified instructions or goals, limiting their practicality and applicability in real-world scenarios. To evolve instruction data with rich

Objective of Cognitive Reasoning Evolution

I want you act as a Q&A Rewriter. Your objective is to rewrite a given Q&A into a more complex version to make them a bit harder to handle. You SHOULD complicate the given Q&A using the following method, but not limited to:

In the rewritten problem, include 1-2 new visual object categories and multimodal atomic propositions, while avoiding making the problem unnecessarily lengthy. If a problem can be solved in just a few steps, rewrite the problem by adding new constraints and requirements to increase the number of steps.



Q: What is the texts on the signboards?

A: "TAILORS", "254", "HAPPY HARRY'S" and "LORS" while others are invisible.

Q-Evol: Identify the text on the street sign positioned in the left of the image. **Let's consider the details step by step.**

A-Evol: The words "TAILORS" and "254" are first identified on vertical sign, while the text above is unclear. Another sign behind a signal board displayed "HAPPY HARRY'S", "LORS", and "254". Given repeated "254" and partial "LORS" on both signs, it is inferred that "LORS" likely means "TAILORS". Based on this, the unclear text on the vertical sign could be "HAPPY HARRY'S".






Figure 5: **Cognitive reasoning evolution prompt template and example.** Cognitive reasoning evolution can endow instruction data with a longer visual reasoning chain, increasing the complexity of the data. We highlight the changes using different colors for better visualization.


Objective of Interactive Evolution


I want you act as a Q&A Rewriter. Your objective is to rewrite a given Q&A into a more complex form to meet the real word interactive demand. You SHOULD complicate the Given Q&A using the following method, but are not limited to:


Rewrite given Q&A into complex and diverse instruction forms that users may use in the real world. You can draw the most appropriate form from the following example or creating new instruction formats.


 **region_selection**


 **text_translation**


 **text_image_matching**


 **art_type**


 **fill_in_the_blank**


 **image_style_classification**


 **rationales_generation**


 **text_detection**


 **missing_object_selection**


 **rationales_generation**


 **depth_order**


 **relative_distance**

 **multi_choice**

 **object_region_matching**

 **completeness_of_response**

 **coreference_resolution**

 **creative_content_generation**

.....



Q: Do we see the skateboarder reaching the top of the ramp?

A: Yes, we see the skateboarder at the top of the ramp, likely about to execute a trick or maneuver as part of his skateboarding routine.

Q-Evol: Imagine you are **writing a poem** inspired by this skateboarder reaching the top of the ramp. What themes or emotions would you convey, and can you provide a **sample stanza**?

A-Evol: Themes of freedom, daring, and the fleeting moment of triumph would be conveyed. **A sample stanza:**
Soaring high with fearless grace. At the ramp's peak, he finds his place. In the air, a moment free. Bound by naught, but daring spree.



Figure 6: **Interactive evolution prompt template and example.** Interactive evolution can automatically generate various types of non-predefined instruction formats, significantly enhancing the diversity of the data. The differences are highlighted using distinct colors for better visualization.

task forms and provide a good interaction experience, we design interactive evolution to generate instruction data with diverse task forms automatically. The evolutionary prompt template and process are demonstrated in Fig. 6.

Instruction Elimination. After each round of evolution, we score the evolved instruction data on multiple dimensions to assess the success of the evolution. We retain instruction data with evolutionary gains and discard those with failed evolution. The evolutionary elimination prompt template and process are shown in Fig. 7.

```

## Instruction Elimination
Evaluate the difficulty and complexity of each rewritten samples compared to its original ones. Determine if the
rewritten sample has improved in quality via "yes/no".
Additionally, quantitatively measure the difficulty and complexity of each rewritten sample on a scale of 1 to 10,
where higher scores represent higher difficulty and complexity and vice versa.
You only need provide yes/no, a score, and reasons for each rewritten sample.

{"improved": "yes/no", "score": 1-10, "reason": the reason for the improvement and score},

## Evaluation Criteria
- Length: Longer Q&A pairs generally have more detail and thus are considered more complex.
- Semantic Complexity: Use of more sophisticated language or concepts.
- Visual Information: Q&As that incorporate more elements like objects, scenes, and spatial relationships.
- Fommat Variations: Q&As with varied formats such as multiple choice, matching, or creative formats are
considered more complex.
- Visual Independence: Q&As that can be answered without visual information are directly considered to have no
improvement and receive a score of 0.
Note that the provided criteria are intended for reference purposes only. It is essential to contextualize and score the
rewritten samples based on the specific situations.

## In-context QA samples with different difficulties (1-10)

```

Figure 7: **Instruction elimination prompt template.** Instruction elimination is used to calculate the evolutionary gain and complexity level of the instruction data. We filter out harmful data that failed to evolve based on the evolutionary gain.

3 EXPERIMENTS

3.1 BENCHMARKS

To comprehensively evaluate the effectiveness of our evolutionary method, we select 13 benchmarks, with their sources and tested skills illustrated in Table 1. MIA (Qian et al., 2024) is an open-domain instruction-following benchmark that thoroughly tests the model’s instruction-following abilities using extensive instruction data. MM-Self-Instruct (Zhang et al., 2024) is a novel visual reasoning benchmark that focuses on the model’s visual perception capabilities and performs common visual reasoning tasks encountered in daily life.

Table 1: Benchmarks for evaluation with their sources and tested skills. The names are abbreviated due to space limitations. VQA^{V2}; GQA; VQA^T: TextVQA; MME^C: MME-Cognition; MathVista^M: MathVista-MINI; MMMU; AI2D; POPE; HallusionBench: HallBench; MIA; BLINK; RWQA: RealWorldQA; MMSInst: MM-Self-Instruct.

Skills	Sources	Skills	Sources
VQA	VQA ^{v2} (Goyal et al., 2017)	General Knowledge	MME ^C (Fu et al., 2023)
Knowledge Leakage	MMStar (Chen et al., 2024b)		MMMU (Yue et al., 2024)
Math Reasoning	MathVista ^M (Lu et al., 2023)	Hallucination	POPE (Li et al., 2023c)
OCR Related	AI2D (Kembhavi et al., 2016)		HallBench (Guan et al., 2023)
Instruction Following	MIA (Qian et al., 2024)	Visual Reasoning	GQA (Hudson & Manning, 2019)
Visual Perception	BLINK (Fu et al., 2024), RWQA		MMSInst (Zhang et al., 2024)

3.2 IMPLEMENTATION DETAILS

Data. During the pre-training phase, we use LLaVA-Pretrain-595K (Liu et al., 2024b) for image-text alignment training. In ablation experiment settings, we fine-tune using both seed data and evolved data separately to ensure a fair comparison and validate the benefits of **MMEvol**. In SOTA setting experiments, we fine-tune using evolved instruction data combined with other publicly available

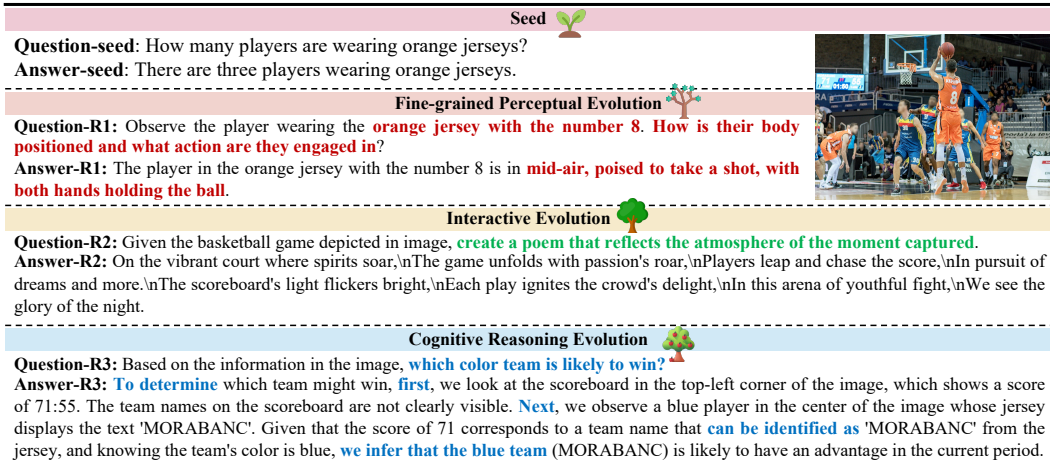


Figure 8: **MMEvol** continuously enhances instruction data complexity and diversity over evol-instruct. The sample is from SEED-163K. We mark fine-grained visual information in red, new instructions form in green, and longer reasoning steps in blue.

datasets sampled from Cambrain-1 (Tong et al., 2024) and compare it with other methods. Additional details on training data recipes can be found in the Appendix B.

Model. We follow the architecture from LLaVA-NeXT, where a multimodal large model consists of three key components: an LLM for next token prediction, a visual encoder for extracting visual features, and an image-text projector to align the visual and text modalities. We use Llama3-8B-Instruct (Touvron et al., 2023) for ablation experiments. For comparisons with other methods, we switch to our previous SOTA settings with Llama3-8B-Instruct and Qwen2-7B-Instruct (Bai et al., 2023a). We adapt CLIP-ViT-L (Radford et al., 2021) for the visual encoder and use simple linear layers to bridge the image and text modalities.

Training Strategies. We conduct **MMEvol** training following widely used two-stage settings. Vision-Language Pre-training and Visual Instruction-tuning. The language models and ViT are separately pre-trained, while the projector is randomly initialized. To initially align the feature space between the visual and text modalities, we utilize the aligned dataset. Finally, we perform instruction tuning of the pre-trained model on visual language instruction datasets. Our experiments are conducted with $8 \times A100$ GPUs and a global batch size of 128. We employ AdamW optimizer Loshchilov (2017) with learning rates 5×10^{-5} and 2×10^{-5} for aforementioned two stages respectively. Each stage is trained with one epoch with a 3% warmup strategy. Please refer to the Appendix B for more details.

3.3 QUALITATIVE ANALYSIS

We sample a specimen from SEED-163K and display its evolution process in Fig. 8. In round 1, we perform fine-grained perceptual evolution, leading to instruction data with more precise details, including actions and attributes. In round 2, interaction evolution shifts instruction forms from general question answering to creative poetry generation, increasing the diversity of instruction formats. In round 3, cognitive reasoning evolution adds reasoning steps to the answers in the instruction data, enhancing its complexity. Through multiple rounds of instruction evolution, we improve the diversity and complexity of the seed data.

Additionally, we randomly sample 30K data points from the seed data and conduct qualitative analysis on the instruction data before and after evolution. As shown in Fig. 10, the evolved data is notably more complex. Specifically, each evolved instruction involves 0.68 more atomic abilities in Fig. 10a and has an average visual operation chain reasoning length of 0.86 longer compared with pre-evolution in Fig. 10b. As we can see from Fig. 10c, the average difficulty score of each evolution round increases progressively, demonstrating the effectiveness of cognitive reasoning evolution in increasing instruction data complexity.

We identify the verb-noun structures in the generated instructions to study the types of instructions generated and the diversity of evolved data. We use the Berkeley Neural Parser (Kitaev & Klein, 2018; Kitaev et al., 2018) to parse the instructions, extracting the verb closest to the root and its first direct noun object. Fig. 9 plots the root verbs and their direct noun objects with quantities exceeding 2K. We observe that the evolved data significantly enhances instruction diversity compared to pre-evolution, with diverse intents and textual formats in the evolved instructions. Furthermore, we conduct a long-tail distribution visualization analysis of the visual object domain in the instruction data before and after evolution to verify the effectiveness of fine-grained perceptual evolution. Fig. 11 shows that fine-grained perceptual evolution greatly improves the distribution of visual objects in the long tail, maximizing the extraction of usable visual information from images, refining the image-text alignment granularity in the instruction data, enhancing data diversity, which improves model generalization and reduces visual hallucinations.

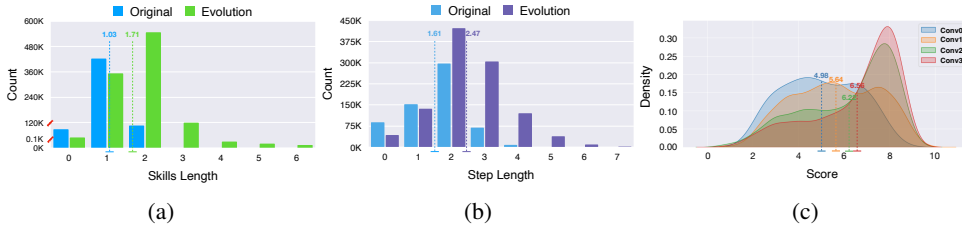


Figure 10: (a) The skills length distribution between the seed data and our evolved data; (b) The reasoning steps length distribution between the seed data and our evolved data; (c) The difficulty and complexity level distribution between the seed data and our evolved data.

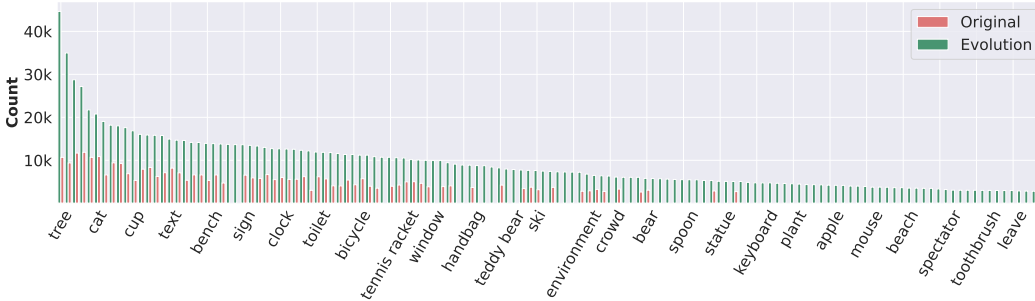


Figure 11: The long-tail distribution of 200 visual objects between seed and evolved data. **MMEvol** significantly improves the long-tail distribution of visual objects in the seed data, providing more fine-grained visual information, thereby boosting the model’s generalization ability and robustness against hallucinations.

3.4 ABLATION STUDY

We conduct ablation studies on seven vision-language benchmarks to explore the effects of instruction evolution and elimination. As shown in Table 2, using instruction evolution alone significantly enhances data diversity and complexity, leading to an average performance gain of 3.8 points across multiple vision-language benchmarks. However, the absence of instruction elimination introduces harmful data from failed evolutions, which inevitably reduces the model’s resistance to hallucinations by 1.2 points on POPE (Li et al., 2023c). When both instruction evolution and instruction elimination

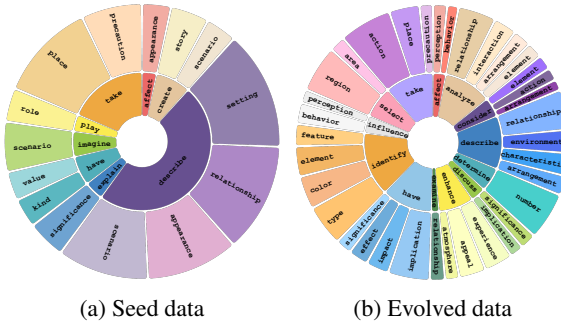


Figure 9: The root verbs (inner circle) and their top noun objects (outer circle) of the seed data in (a) and the evolved data in (b).

are employed, instruction elimination filters out harmful data from failed evolutions, further improving the quality and density of evolved data and enhancing the model’s performance by 0.9 points on average, particularly improving resistance to hallucinations by 1.7 points, which aligns with our qualitative analysis results in Section 3.3.

Table 2: **Ablation study on instruction evolution and instruction elimination.** The application of instruction evolution alone enhances the complexity and diversity of the data, whereas the integration of instruction elimination further refines data quality, markedly reducing the occurrence of visual hallucinations.

Data	MMStar	MathVista ^M	POPE	AI2D	MME ^C	MMMU ^V	RWQA	AVG.
SEED Data 30K	36.5	25.3	84.8	53.9	31.5	32.3	43.5	44.0
+ Evolution w/o Elimination	38.9 (+3.4)	27.3 (+3.0)	83.6 (-1.2)	54.7 (+0.8)	40.1 (+8.6)	34.4 (+0.9)	54.4 (+10.9)	47.6 (+3.8)
+ Evolution w Elimination	40.3 (+3.8)	28.6 (+3.6)	86.5 (+1.7)	55.2 (+1.3)	39.9 (+8.4)	35.3 (+3.0)	55.3 (+11.8)	48.7 (+4.7)

3.5 BENCHMARK COMPARISON

After comprehensively validating our approach’s ability to enhance the complexity and diversity of instruction data, we perform a thorough comparison with previous SOTA methods across 13 vision-language benchmarks, summarizing the results in the Table 3. Notably, we observe that supported by enhanced and refined instruction data, our MLLM significantly advances performance boundaries in almost all benchmarks, consistent with the performance improvements observed in our ablation experiments in Section 3.4. Remarkably, compared to the fully open-source SOTA model CambraIn-1 (Tong et al., 2024), our method, although using seed data sampled from training data of CambraIn-1, achieves superior results with a substantial performance increase (\uparrow 2.9 average points). This indicates that the quality of instruction data is more crucial than quantity.

In comparison to the open-source SOTA model MiniCPM-v2.5 (Yao et al., 2024), despite a considerable difference in training data volume, our model still delivers better results, particularly showing improvements in instruction following, visual hallucinations, and visual reasoning with gains of \uparrow 3.1 points on HallBench, \uparrow 2.5 points on MIA, and \uparrow 13.6 points on MMSInst respectively. This demonstrates that our method enhances the model’s visual reasoning and instruction following, reduces visual hallucinations, and improves other general capabilities, consistent with our findings from ablation studies and qualitative analyses. By using our data and the leading large language model Qwen2, we can train a superior MLLM from scratch in only one day using 4x8 A100 GPUs, further validating that high-quality instruction data is more important than large-scale low-quality data.

4 RELATED WORK

Multimodal Large Language Models (MLLMs). In recent years, the rapid development of MLLMs has been driven by the success of large language models and the availability of diverse image-text instruction data on the internet. Models like LLaVA (Liu et al., 2024b) and InstructBLIP (Dai et al., 2024) connect visual encoders and large language models using simple connectors, enabling robust cross-task generalization through joint training on multi-source instruction data. DreamLLM (Dong et al., 2023) extends the boundaries of MLLMs by employing diffusion models for image generation. DEEM (Luo et al., 2024) further refines the MLLM architecture and enhances robustness by substituting visual encoders with diffusion models for feature extraction. Despite these advancements, performance remains constrained by data quality, limiting further progress. ALLaVA (Chen et al., 2024a) initially uses manually crafted instruction data and rewrites answers. However, this approach is expensive and relatively simplistic, depending heavily on annotators’ experience. MM Instruct (Liu et al., 2024c), on the other hand, uses advanced MLLMs to generate instruction data automatically. Yet, the complexity and diversity of this data are limited by predefined formats, failing to leverage the visual information available fully.

Instruction Evolution. WizardLM (Xu et al., 2023) introduces instruction evolution into LLMs, resulting in significant performance improvements. This approach is further advanced by WizardCoder (Luo et al., 2023b) and WizardMath (Luo et al., 2023a), which use instruction evolution to enhance the coding and mathematical reasoning abilities of LLMs. VILA² (Fang et al., 2024) tries

Table 3: Comparison with state-of-the-art methods on 13 visual-language benchmarks. Our models consistently improve LLaVA-NeXT under a head-to-head comparison, using the same prompts and the same base LLM, showing the effectiveness of enhanced pretraining data quality. We mark the best performance **bold** and the second-best underlined. “PT” denotes pre-training data scale, and “IT” denotes instruction tuning data scale.

Model	PT	IT	VQA ^{v2}	GQA	MME ^C	MMS ^{tar}	HallBench	MathVista ^M	MMMU ^V	AI2D	POPE	MIA	BLINK	RWQA	MMS ^{Inst}	AVG.
Weight Open-Source																
Yi-VL-6B	125M	1M	-	-	46.2	37.7	55.7	28.8	40.3	59.8	82.5	26.1	38.7	53.5	-	46.9
DeepSeek-VL-7B	275M	50M	-	-	37.1	40.5	53.9	36.8	38.3	65.3	85.6	61.0	40.9	49.7	26.7	48.7
Qwen-VL-Chat-7B	1.4B	50M	78.2	57.5	49.0	34.5	56.4	34.9	37.0	63.0	74.9	63.1	28.2	49.3	-	52.2
CogVLM-Chat-17B	1.5B	5.1M	-	<u>65.2</u>	37.4	39.9	55.1	34.7	37.3	63.3	<u>88.0</u>	60.0	41.5	60.3	-	53.0
MiniCPM-V2.5-8B	570M	9.1M	81.9	<u>64.7</u>	<u>50.3</u>	<u>51.3</u>	59.2	54.3	<u>43.0</u>	78.3	86.7	76.3	36.7	63.5	28.2	59.6
Fully Open-Source																
InstructBLIP-7B	0.6M	0.8M	-	49.2	31.8	32.7	53.6	24.4	30.6	40.6	86.1	38.2	39.7	36.9	-	42.2
LLaVA-1.5-7B	0.6M	0.8M	78.5	62.0	37.8	33.1	48.8	25.6	35.7	55.5	86.1	62.2	38.0	54.8	15.4	48.7
LLaVA-1.5-13B	0.6M	0.8M	80.0	63.3	34.8	34.3	45.3	27.7	37.0	61.1	88.4	63.6	40.9	55.3	-	52.6
LLaVA-NeXT-8B	0.6M	0.8M	81.8	65.2	44.6	43.9	52.3	31.5	41.7	69.9	87.3	65.1	43.5	60.1	25.6	54.8
LLaVA-NeXT-13B	0.6M	0.8M	82.8	65.4	37.1	40.4	51.5	35.1	35.9	72.2	87.8	69.2	41.2	59.1	30.2	54.5
VILA-1.5-8B	50.5M	6.0M	80.9	61.9	39.0	39.7	55.8	37.3	36.9	58.8	85.5	66.1	37.0	43.3	21.6	51.1
VILA-1.5-13B	50.5M	6.0M	82.8	64.3	38.5	44.2	59.2	42.5	37.9	69.9	84.2	61.2	41.5	53.3	30.6	54.6
Cambrian-1-8B	2.5M	7.0M	81.2	64.6	41.1	50.7	47.8	47.0	41.8	74.6	86.4	68.7	44.9	64.2	28.3	57.1
Cambrian-1-13B	2.5M	7.0M	82.6	64.3	44.5	47.1	58.9	47.4	40.0	73.6	86.8	69.8	43.1	63.0	25.8	57.5
Seed-8B	0.6M	1.1M	82.5	64.8	41.3	47.4	60.8	47.7	38.0	72.1	85.3	69.4	44.2	59.9	26.2	56.9
Evol-8B	0.6M	1.6M	83.4	65.0	47.8	50.1	<u>62.3</u>	50.0	40.8	73.9	86.8	78.8	<u>46.4</u>	62.6	<u>32.3</u>	<u>60.0</u>
Evol-Qwen2-7B	0.6M	1.6M	<u>83.1</u>	65.5	55.8	51.6	64.1	<u>52.4</u>	45.1	<u>74.7</u>	87.8	<u>77.6</u>	47.7	<u>63.9</u>	41.8	62.4

to use instruction evolution to self-bootstrap but achieves limited success due to shallow reasoning observed in multimodal models, generating a vast amount of data that is overly simplistic and with limited diversity, making it difficult for other models to utilize effectively. In contrast, we address this challenge and propose **MMEvol**, which iteratively enhances the diversity and complexity of instruction data through evolution on limited datasets, efficiently extracting useful visual information and endowing multimodal models with more powerful capabilities.

5 CONCLUSIONS

In this work, we propose an image-text instruction evolution framework and explore the techniques, insights, and benefits of Evol-Instruct for enhancing the quality and quantity of image-text instruction data. We employ three distinct evolution methods to increase the complexity and diversity of instruction data based on a limited seed dataset while utilizing instruction elimination to filter out harmful data. The data evolved through three rounds of evolution is used to train a new model, demonstrating state-of-the-art (SOTA) performance across a comprehensive set of benchmarks. Future directions include exploring integrating image generation models to synthesize new images and perform dual evolution of images and texts, aiming to train even more robust foundational models.

Limitations. Due to resource constraints, we only performed evolution on 163K samples and conducted experiments with an 8B scale model. Expanding the dataset and using larger-scale models could yield even better results. We plan to explore these avenues in future work.

REFERENCES

- Jinze Bai, Shuai Bai, Yunfei Chu, Zeyu Cui, Kai Dang, Xiaodong Deng, Yang Fan, Wenbin Ge, Yu Han, Fei Huang, et al. Qwen technical report. *arXiv preprint arXiv:2309.16609*, 2023a.
- Jinze Bai, Shuai Bai, Shusheng Yang, Shijie Wang, Sinan Tan, Peng Wang, Junyang Lin, Chang Zhou, and Jingren Zhou. Qwen-vl: A frontier large vision-language model with versatile abilities. *arXiv preprint arXiv:2308.12966*, 2023b.
- Jonas Belouadi, Anne Lauscher, and Steffen Eger. Automatizk: Text-guided synthesis of scientific vector graphics with tikz. *arXiv preprint arXiv:2310.00367*, 2023.
- Guiming Hardy Chen, Shunian Chen, Ruifei Zhang, Junying Chen, Xiangbo Wu, Zhiyi Zhang, Zhihong Chen, Jianquan Li, Xiang Wan, and Benyou Wang. Allava: Harnessing gpt4v-synthesized data for a lite vision-language model. *arXiv preprint arXiv:2402.11684*, 2024a.
- Lin Chen, Jisong Li, Xiaoyi Dong, Pan Zhang, Conghui He, Jiaqi Wang, Feng Zhao, and Dahua Lin. Sharegpt4v: Improving large multi-modal models with better captions. *arXiv preprint arXiv:2311.12793*, 2023.
- Lin Chen, Jinsong Li, Xiaoyi Dong, Pan Zhang, Yuhang Zang, Zehui Chen, Haodong Duan, Jiaqi Wang, Yu Qiao, Dahua Lin, et al. Are we on the right way for evaluating large vision-language models? *arXiv preprint arXiv:2403.20330*, 2024b.
- Xinlei Chen, Hao Fang, Tsung-Yi Lin, Ramakrishna Vedantam, Saurabh Gupta, Piotr Dollár, and C Lawrence Zitnick. Microsoft coco captions: Data collection and evaluation server. *arXiv preprint arXiv:1504.00325*, 2015.
- Wenliang Dai, Junnan Li, Dongxu Li, Anthony Meng Huat Tiong, Junqi Zhao, Weisheng Wang, Boyang Li, Pascale N Fung, and Steven Hoi. Instructblip: Towards general-purpose vision-language models with instruction tuning. In *NeurIPS*, 2024.
- Runpei Dong, Chunrui Han, Yuang Peng, Zekun Qi, Zheng Ge, Jinrong Yang, Liang Zhao, Jianjian Sun, Hongyu Zhou, Haoran Wei, et al. Dreamllm: Synergistic multimodal comprehension and creation. *arXiv preprint arXiv:2309.11499*, 2023.
- Yunhao Fang, Ligeng Zhu, Yao Lu, Yan Wang, Pavlo Molchanov, Jang Hyun Cho, Marco Pavone, Song Han, and Hongxu Yin. *vila*²: Vila augmented vila. *arXiv preprint arXiv:2407.17453*, 2024.
- Chaoyou Fu, Peixian Chen, Yunhang Shen, Yulei Qin, Mengdan Zhang, Xu Lin, Jinrui Yang, Xiawu Zheng, Ke Li, Xing Sun, et al. Mme: A comprehensive evaluation benchmark for multimodal large language models. *arXiv preprint arXiv:2306.13394*, 2023.
- Xingyu Fu, Yushi Hu, Bangzheng Li, Yu Feng, Haoyu Wang, Xudong Lin, Dan Roth, Noah A Smith, Wei-Chiu Ma, and Ranjay Krishna. Blink: Multimodal large language models can see but not perceive. *arXiv preprint arXiv:2404.12390*, 2024.
- Jiahui Gao, Renjie Pi, Jipeng Zhang, Jiacheng Ye, Wanjun Zhong, Yufei Wang, Lanqing Hong, Jianhua Han, Hang Xu, Zhenguo Li, et al. G-llava: Solving geometric problem with multi-modal large language model. *arXiv preprint arXiv:2312.11370*, 2023.
- Yash Goyal, Tejas Khot, Douglas Summers-Stay, Dhruv Batra, and Devi Parikh. Making the v in vqa matter: Elevating the role of image understanding in visual question answering. In *CVPR*, pp. 6904–6913, 2017.
- Tianrui Guan, Fuxiao Liu, Xiyang Wu, Ruiqi Xian, Zongxia Li, Xiaoyu Liu, Xijun Wang, Lichang Chen, Furong Huang, Yaser Yacoob, Dinesh Manocha, and Tianyi Zhou. Hallusionbench: An advanced diagnostic suite for entangled language hallucination & visual illusion in large vision-language models, 2023.
- Guimin Hu, Ting-En Lin, Yi Zhao, Guangming Lu, Yuchuan Wu, and Yongbin Li. UniMSE: Towards unified multimodal sentiment analysis and emotion recognition. In Yoav Goldberg, Zornitsa Kozareva, and Yue Zhang (eds.), *Proceedings of the 2022 Conference on Empirical Methods in Natural Language Processing*, pp. 7837–7851, Abu Dhabi, United Arab Emirates, December 2022. Association for Computational Linguistics.
- Drew A Hudson and Christopher D Manning. Gqa: A new dataset for real-world visual reasoning and compositional question answering. In *CVPR*, pp. 6700–6709, 2019.
- Kushal Kafle, Brian Price, Scott Cohen, and Christopher Kanan. Dvqa: Understanding data visualizations via question answering. In *Proceedings of the IEEE conference on computer vision and pattern recognition*, pp. 5648–5656, 2018.

- Sahar Kazemzadeh, Vicente Ordonez, Mark Matten, and Tamara Berg. Referitgame: Referring to objects in photographs of natural scenes. In *EMNLP*, pp. 787–798, 2014.
- Aniruddha Kembhavi, Mike Salvato, Eric Kolve, Minjoon Seo, Hannaneh Hajishirzi, and Ali Farhadi. A diagram is worth a dozen images. In *Computer Vision—ECCV 2016: 14th European Conference, Amsterdam, The Netherlands, October 11–14, 2016, Proceedings, Part IV 14*, pp. 235–251. Springer, 2016.
- Geewook Kim, Teakgyu Hong, Moonbin Yim, Jinyoung Park, Jinyeong Yim, Wonseok Hwang, Sangdoon Yun, Dongyoon Han, and Seunghyun Park. Donut: Document understanding transformer without ocr. *arXiv preprint arXiv:2111.15664*, 7(15):2, 2021.
- Alexander Kirillov, Eric Mintun, Nikhila Ravi, Hanzi Mao, Chloe Rolland, Laura Gustafson, Tete Xiao, Spencer Whitehead, Alexander C. Berg, Wan-Yen Lo, Piotr Dollár, and Ross Girshick. Segment anything. *arXiv:2304.02643*, 2023.
- Nikita Kitaev and Dan Klein. Constituency parsing with a self-attentive encoder. *arXiv preprint arXiv:1805.01052*, 2018.
- Nikita Kitaev, Steven Cao, and Dan Klein. Multilingual constituency parsing with self-attention and pre-training. *arXiv preprint arXiv:1812.11760*, 2018.
- Ranjay Krishna, Yuke Zhu, Oliver Groth, Justin Johnson, Kenji Hata, Joshua Kravitz, Stephanie Chen, Yannis Kalantidis, Li-Jia Li, David A Shamma, et al. Visual genome: Connecting language and vision using crowdsourced dense image annotations. *International Journal of Computer Vision*, 123:32–73, 2017.
- Alexander Cong Li, Ellis Langham Brown, Alexei A Efros, and Deepak Pathak. Internet explorer: Targeted representation learning on the open web. In *International Conference on Machine Learning*, pp. 19385–19406. PMLR, 2023a.
- Junnan Li, Dongxu Li, Silvio Savarese, and Steven Hoi. Blip-2: Bootstrapping language-image pre-training with frozen image encoders and large language models. In *ICML*, pp. 19730–19742, 2023b.
- Lei Li, Yuqi Wang, Runxin Xu, Peiyi Wang, Xiachong Feng, Lingpeng Kong, and Qi Liu. Multimodal arxiv: A dataset for improving scientific comprehension of large vision-language models. *arXiv preprint arXiv:2403.00231*, 2024.
- Yifan Li, Yifan Du, Kun Zhou, Jinpeng Wang, Wayne Xin Zhao, and Ji-Rong Wen. Evaluating object hallucination in large vision-language models. *arXiv preprint arXiv:2305.10355*, 2023c.
- Zaijing Li, Ting-En Lin, Yuchuan Wu, Meng Liu, Fengxiao Tang, Ming Zhao, and Yongbin Li. Unisa: Unified generative framework for sentiment analysis. In *Proceedings of the 31st ACM International Conference on Multimedia*, pp. 6132–6142, 2023d.
- Haotian Liu, Chunyuan Li, Yuheng Li, Bo Li, Yuanhan Zhang, Sheng Shen, and Yong Jae Lee. Llava-next: Improved reasoning, ocr, and world knowledge, January 2024a. URL <https://llava-vl.github.io/blog/2024-01-30-llava-next/>.
- Haotian Liu, Chunyuan Li, Qingyang Wu, and Yong Jae Lee. Visual instruction tuning. In *NeurIPS*, 2024b.
- Yangzhou Liu, Yue Cao, Zhangwei Gao, Weiyun Wang, Zhe Chen, Wenhai Wang, Hao Tian, Lewei Lu, Xizhou Zhu, Tong Lu, et al. Mminstruct: A high-quality multi-modal instruction tuning dataset with extensive diversity. *arXiv preprint arXiv:2407.15838*, 2024c.
- I Loshchilov. Decoupled weight decay regularization. *arXiv preprint arXiv:1711.05101*, 2017.
- Haoyu Lu, Wen Liu, Bo Zhang, Bingxuan Wang, Kai Dong, Bo Liu, Jingxiang Sun, Tongzheng Ren, Zhuoshu Li, Yaofeng Sun, et al. Deepseek-vl: towards real-world vision-language understanding. *arXiv preprint arXiv:2403.05525*, 2024.
- Pan Lu, Swaroop Mishra, Tony Xia, Liang Qiu, Kai-Wei Chang, Song-Chun Zhu, Oyvind Tafjord, Peter Clark, and Ashwin Kalyan. Learn to explain: Multimodal reasoning via thought chains for science question answering. In *The 36th Conference on Neural Information Processing Systems (NeurIPS)*, 2022a.
- Pan Lu, Liang Qiu, Kai-Wei Chang, Ying Nian Wu, Song-Chun Zhu, Tanmay Rajpurohit, Peter Clark, and Ashwin Kalyan. Dynamic prompt learning via policy gradient for semi-structured mathematical reasoning. *arXiv preprint arXiv:2209.14610*, 2022b.
- Pan Lu, Hritik Bansal, Tony Xia, Jiacheng Liu, Chunyuan Li, Hannaneh Hajishirzi, Hao Cheng, Kai-Wei Chang, Michel Galley, and Jianfeng Gao. Mathvista: Evaluating math reasoning in visual contexts with gpt-4v, bard, and other large multimodal models. *arXiv e-prints*, pp. arXiv–2310, 2023.

- Haipeng Luo, Qingfeng Sun, Can Xu, Pu Zhao, Jianguang Lou, Chongyang Tao, Xiubo Geng, Qingwei Lin, Shifeng Chen, and Dongmei Zhang. Wizardmath: Empowering mathematical reasoning for large language models via reinforced evol-instruct. *arXiv preprint arXiv:2308.09583*, 2023a.
- Run Luo, Yunshui Li, Longze Chen, Wanwei He, Ting-En Lin, Ziqiang Liu, Lei Zhang, Zikai Song, Xiaobo Xia, Tongliang Liu, et al. Deem: Diffusion models serve as the eyes of large language models for image perception. *arXiv preprint arXiv:2405.15232*, 2024.
- Ziyang Luo, Can Xu, Pu Zhao, Qingfeng Sun, Xiubo Geng, Wenxiang Hu, Chongyang Tao, Jing Ma, Qingwei Lin, and Daxin Jiang. Wizardcoder: Empowering code large language models with evol-instruct. *arXiv preprint arXiv:2306.08568*, 2023b.
- Kenneth Marino, Mohammad Rastegari, Ali Farhadi, and Roozbeh Mottaghi. Ok-vqa: A visual question answering benchmark requiring external knowledge. In *CVPR*, pp. 3195–3204, 2019.
- Ahmed Masry, Do Xuan Long, Jia Qing Tan, Shafiq Joty, and Enamul Hoque. Chartqa: A benchmark for question answering about charts with visual and logical reasoning. *arXiv preprint arXiv:2203.10244*, 2022.
- Minesh Mathew, Dimosthenis Karatzas, and CV Jawahar. Docvqa: A dataset for vqa on document images. In *Proceedings of the IEEE/CVF winter conference on applications of computer vision*, pp. 2200–2209, 2021.
- Anand Mishra, Shashank Shekhar, Ajeet Kumar Singh, and Anirban Chakraborty. Ocr-vqa: Visual question answering by reading text in images. In *ICDAR*, pp. 947–952, 2019.
- Ji Qi, Ming Ding, Weihang Wang, Yushi Bai, Qingsong Lv, Wenyi Hong, Bin Xu, Lei Hou, Juanzi Li, Yuxiao Dong, and Jie Tang. Cogcom: Train large vision-language models diving into details through chain of manipulations. *arXiv preprint arXiv:2402.04236*, 2024.
- Yusu Qian, Hanrong Ye, Jean-Philippe Fauconnier, Peter Gräsch, Yinfei Yang, and Zhe Gan. Mia-bench: Towards better instruction following evaluation of multimodal llms. *arXiv preprint arXiv:2407.01509*, 2024.
- Alec Radford, Jong Wook Kim, Chris Hallacy, Aditya Ramesh, Gabriel Goh, Sandhini Agarwal, Girish Sastry, Amanda Askell, Pamela Mishkin, Jack Clark, et al. Learning transferable visual models from natural language supervision. In *ICML*, pp. 8748–8763, 2021.
- Dustin Schwenk, Apoorv Khandelwal, Christopher Clark, Kenneth Marino, and Roozbeh Mottaghi. A-okvqa: A benchmark for visual question answering using world knowledge. In *ECCV*, pp. 146–162, 2022.
- Chenglei Si, Yanzhe Zhang, Zhengyuan Yang, Ruiibo Liu, and Diyi Yang. Design2code: How far are we from automating front-end engineering? *arXiv preprint arXiv:2403.03163*, 2024a.
- Shuzheng Si, Wentao Ma, Haoyu Gao, Yuchuan Wu, Ting-En Lin, Yinpei Dai, Hangyu Li, Rui Yan, Fei Huang, and Yongbin Li. Spokenwoz: A large-scale speech-text benchmark for spoken task-oriented dialogue agents. *Advances in Neural Information Processing Systems*, 36, 2024b.
- Amanpreet Singh, Vivek Natarajan, Meet Shah, Yu Jiang, Xinlei Chen, Dhruv Batra, Devi Parikh, and Marcus Rohrbach. Towards vqa models that can read. In *CVPR*, pp. 8317–8326, 2019.
- Zhengwei Tao, Ting-En Lin, Xiancai Chen, Hangyu Li, Yuchuan Wu, Yongbin Li, Zhi Jin, Fei Huang, Dacheng Tao, and Jingren Zhou. A survey on self-evolution of large language models. *arXiv preprint arXiv:2404.14387*, 2024.
- Shengbang Tong, Ellis Brown, Penghao Wu, Sanghyun Woo, Manoj Middepogu, Sai Charitha Akula, Jihan Yang, Shusheng Yang, Adithya Iyer, Xichen Pan, et al. Cambrian-1: A fully open, vision-centric exploration of multimodal llms. *arXiv preprint arXiv:2406.16860*, 2024.
- Hugo Touvron, Thibaut Lavril, Gautier Izacard, Xavier Martinet, Marie-Anne Lachaux, Timothée Lacroix, Baptiste Rozière, Naman Goyal, Eric Hambro, Faisal Azhar, et al. Llama: Open and efficient foundation language models. *arXiv preprint arXiv:2302.13971*, 2023.
- Ke Wang, Junting Pan, Weikang Shi, Zimu Lu, Mingjie Zhan, and Hongsheng Li. Measuring multimodal mathematical reasoning with math-vision dataset. *arXiv preprint arXiv:2402.14804*, 2024.
- Can Xu, Qingfeng Sun, Kai Zheng, Xiubo Geng, Pu Zhao, Jiazhan Feng, Chongyang Tao, and Daxin Jiang. Wizardlm: Empowering large language models to follow complex instructions. *arXiv preprint arXiv:2304.12244*, 2023.
- Yuan Yao, Tianyu Yu, Ao Zhang, Chongyi Wang, Junbo Cui, Hongji Zhu, Tianchi Cai, Haoyu Li, Weilin Zhao, Zhihui He, et al. Minicpm-v: A gpt-4v level mllm on your phone. *arXiv preprint arXiv:2408.01800*, 2024.

Alex Young, Bei Chen, Chao Li, Chengen Huang, Ge Zhang, Guanwei Zhang, Heng Li, Jiangcheng Zhu, Jianqun Chen, Jing Chang, et al. Yi: Open foundation models by 01. ai. *arXiv preprint arXiv:2403.04652*, 2024.

Xiang Yue, Yuansheng Ni, Kai Zhang, Tianyu Zheng, Ruoqi Liu, Ge Zhang, Samuel Stevens, Dongfu Jiang, Weiming Ren, Yuxuan Sun, et al. Mmmu: A massive multi-discipline multimodal understanding and reasoning benchmark for expert agi. In *Proceedings of the IEEE/CVF Conference on Computer Vision and Pattern Recognition*, pp. 9556–9567, 2024.

Wenqi Zhang, Zhenglin Cheng, Yuanyu He, Mengna Wang, Yongliang Shen, Zeqi Tan, Guiyang Hou, Mingqian He, Yanna Ma, Weiming Lu, et al. Multimodal self-instruct: Synthetic abstract image and visual reasoning instruction using language model. *arXiv preprint arXiv:2407.07053*, 2024.

Lianmin Zheng, Wei-Lin Chiang, Ying Sheng, Siyuan Zhuang, Zhanghao Wu, Yonghao Zhuang, Zi Lin, Zhuohan Li, Dacheng Li, Eric Xing, et al. Judging llm-as-a-judge with mt-bench and chatbot arena. In *NeurIPS*, 2024.

APPENDIX

Table 4: The mixture of training recipe datasets with corresponding categories and sources.

Category	Sources	Size	Ratio
VQA	VQAV2 (Goyal et al., 2017)	83K	5.1%
General Knowledge	OKVQA (Marino et al., 2019), A-OKVQA (Schwenk et al., 2022) VG (Krishna et al., 2017), GeoQA (Gao et al., 2023)	243K	14.9%
Visual Reasoning	GQA (Hudson & Manning, 2019)	72K	4.4%
Visual Grounding	RefCOCO (Kazemzadeh et al., 2014)	48K	2.9%
OCR Related	OCR-VQA (Mishra et al., 2019), TextVQA (Singh et al., 2019) AI2D (Kembhavi et al., 2016), ChartQA (Masry et al., 2022) DocVQA (Mathew et al., 2021), DVQA (Kafle et al., 2018) Synthdog-EN (Kim et al., 2021), Datikz (Belouadi et al., 2023) TabMWP (Lu et al., 2022b), ArxivQA (Li et al., 2024)	270K	16.5%
Instruct	MMEvol, ALLaVA (Chen et al., 2024a)	650K	39.8%
Language	ShareGPT, WizardLM (Xu et al., 2023)	183K	11.2%
General Knowledge	Design2Code (Si et al., 2024a), MathVision (Wang et al., 2024) Geo170k (Gao et al., 2023), ScienceQA (Lu et al., 2022a) Websight (Li et al., 2023a), CambraIn-Data-Engine (Tong et al., 2024)	85K	5.2%

A CURATION DETAILS OF SEED DATA

LLaVA-Instruct (Liu et al., 2024b) is a dataset of image-text instructions based on the COCO (Chen et al., 2015) data source and generated using the OpenAI ChatGPT API. The image-text instruction format in this dataset primarily includes three types: dialogue-based question-answering, global descriptions, and complex reasoning. ShareGPT4V (Chen et al., 2023), on the other hand, is a dataset constructed or rewritten using the OpenAI GPT-4V API, based on image-text pairs from SAM (Kirillov et al., 2023), COCO, and other sources to introduce richer details into captions. Both LLaVA-Instruct and ShareGPT4V significantly advance the development of MLLMs (Hu et al., 2022; Li et al., 2023d; Si et al., 2024b) and are widely used. We integrate samples from these two datasets containing the same image by concatenating the corresponding instruction data lists. For samples with global descriptions but no instruction data, we use the GPT-4o-mini API to supplement the missing instruction data, similar to LLaVA-Instruct, resulting in a combined dataset of 133K samples. To ensure the diversity of the seed data, we also include additional scientific chart data. Specifically, we sample 30K entries from CambraIn-1 (Tong et al., 2024), covering various types of image-text instructions such as code generation, chart interpretation, scientific question-answering, document understanding, and mathematical reasoning, ultimately forming a seed dataset of 163K image-text instructions.

B IMPLEMENTATION DETAILS

After three rounds of evolution and filtering, we obtain 447K high-quality image-text instruction data with diversity and complexity. This data, combined with the ALLaVA instruction dataset, forms the 600K instruction data segment of the training recipe. To ensure a fair comparison with other methods, we combine the instruction data with other commonly used image-text data into the final training recipe, as shown in the Table 4. Notably, we find that the DataEngine (Tong et al., 2024) data contains many harmful mismatched image-text pairs. We use OpenAI GPT-4o API to filter out harmful data and obtain 20K effective image-text instruction data. More details about training settings can be found in Table 5

Table 5: The detailed training setup for **MMEvol** and the hyper-parameters across the training stages.


Hyperparameter	Ablation Stage 1	Ablation Stage 2	SOTA Stage 1	SOTA Stage 2
language model	LLaMA 3 8b	LLaMA 3 8b	LLaMA 3 8b Qwen 2 7b	LLaMA 3 8b Qwen 2 7b
global batch size	128	128	128	128
batch size	4	4	4	4
learning rate	1e-3	5e-5	1e-3	5e-5
lr schedule	cosine	cosine	cosine	cosine
lr warmup ratio	0.03	0.03	0.03	0.03
weight decay	0	0	0	0
epoch	1	1	1	1
optimizer	AdamW	AdamW	AdamW	AdamW
cost	4h	0.1h	4h	20h
dataset	LLaVA Pretrain	Seed-30K/Evol-30k	LLaVA Pretrain	Dataset Mixture

C ADDITIONAL VISUALIZATION RESULTS

We also present additional visualization results to demonstrate the capabilities of our model. As shown in Fig. 12, our model trained on this data exhibits strong visual reasoning, instruction following, and fine-grained perception capabilities. Additionally, it identifies nuances in meme content, validating the effectiveness and efficiency of **MMEvol**.


D COMPLETE EVOLUTION PROMPT TEMPLATE


Due to the space limitations in the main text, we simplify the instruction evolution prompt template. We provide the complete detailed evolution templates as follows: the complete prefix-prompt template is shown in Fig. 13, the fine-grained perception evolution prompt template is in Fig. 14, the cognitive reasoning evolution prompt template is in Fig. 15, the interaction evolution prompt template is in Fig. 16, and the instruction elimination prompt template is in Fig. 17.

  **User:** Which of these cars is more aerodynamic? The one on the left or the right? Explain why, using specific visual details

Evol-MLLMs: The car on the right is more aerodynamic. This is indicated by its streamlined shape and the absence of protruding features that could disrupt airflow. 


 **User:** What kind of person would use a picture like this as their profile picture? Please give your explanation.

Evol-MLLMs: A person who uses this picture as their profile picture is likely someone who enjoys humor and has a playful personality. They probably appreciate cute and funny content, and they might be someone who loves animals, especially dogs. They could be a pet owner or a dog enthusiast who enjoys sharing light-hearted moments with their friends and followers.  

  **User:** What is the primary theme conveyed by the change in perspective in this comic?

Evol-MLLMs: The primary theme conveyed by the change in perspective is the contrast between personal feelings and the reality of social isolation. The first panel shows a romantic and idealized view of love, while the second panel reveals the harsher reality of loneliness and the absence of the loved one. 

 **User:** Craft a story in exactly five sentences that includes an imaginary character interacting with elements in this room, while cleverly weaving a subtle theme of 'memories' throughout your narrative.

Evol-MLLMs: In a cozy room filled with memories, a young girl named Lily sat on the white chair, her eyes sparkling with nostalgia. The television played a football game, reminding her of her father's love for the sport. The bookshelf, filled with books and trinkets, held stories of her childhood adventures. As she flipped through the pages of a photo album, Lily's heart swelled with memories of laughter and joy. The room, with its carefully curated decor, was a sanctuary where Lily's cherished memories came to life.  

  **User:** What time is it now? Please answer the question in a phrase.



Evol-MLLMs: 4:00 

Figure 12: Examples of image-text dialogue with our Evol-8B Model.

Context Type I: Caption

The image shows a modern living room with natural light streaming through a large window... A black couch against a gray wall, ..., a glass coffee table that holds a white vase and a plant... The table rests on a beige rug, contrasting with the hardwood floor, adding warmth. The design suggests a comfortable and stylish living area.



Context Type II: Visual Object Locations

window : [0.2 0.23 0.57 0.4], couch : [0.17 0.43 0.83 0.79], vase : [0.5 0.51 0.58 0.72] ...

Vision-Centered Multimodal Atomic Propositions & Permitted Vision-Centric Manipulations

1. Grounding Ability: Given a description of a visual object, output the coordinates of the visual object in the image and a natural language explanation.
2. Referencing Ability: Given the coordinates of a visual object, output the corresponding visual object description.
3. Calculating Ability: Ability to calculate the number, size, and other information of visual objects in the image and obtain the corresponding numbers.
4. OCR Ability: Recognize and generate textual representations of structured data in the image, such as numbers, text, codes, tables, etc.
5. Existence Ability: Given a description of a visual object, determine whether it exists in the image.

Permitted Vision-Centric Manipulations and Their Usage Descriptions

- Grounding_i(tgt)->bbx_i: The i-th grounding manipulation, that locates the object(s) specified by the target noun phrase `tgt` in the current image, and returns the resulting bounding box(es) as `bbx_i` where each box is represented by the top-left and bottom-right coordinates.
- Referring_i(bbx)->tgt_i: The i-th referencing manipulation, used to identify small and subtle objects in the image; it locates the current image using the box `bbx` defined by the top-left and bottom-right coordinates, zooms in the area by two times, and returns the resulting `tgt_i`.
- Calculate(tgt)->res_i: The i-th calculate manipulation, that calculates the formula specified by the target `tgt` in the current image, and returns the calculation result `res_i`.
- OCR_i(tgt)->txt_i: The i-th OCR manipulation, that recognizes the natural texts written on the target `tgt`, and returns the recognized texts `txt_i`.

Language-Centered Multimodal Atomic Propositions & Permitted Vision-Centric Manipulations

1. Relationship Description Ability: Understand and recognize relationships between different visual objects in the image, such as temporal, spatial, logical, etc.
2. Context Understanding Ability: Recognize and interpret complex scenes or situations in the image, such as asking about ongoing events, implied stories, unusual meaning, etc.
3. Behavior Prediction Ability: Predict possible subsequent actions based on the image content.
4. Knowledge Integration Ability: Integrate visual objects in the image with additional world knowledge, such as asking about background knowledge related to the objects.

Objective

...

Given Q&A

```
{
  "objects": [window, couch, vase, ...]
  "skills": ["Grounding Ability", "Context Understanding Ability", ...]
  "format": "Complex reasoning",
  "question": "Which is closer to the window, couch or vase?"
  "steps": [{"manipulation": "grounding_1(`window`)-> bbx_1", "description": "Locate the window in the room and return its bounding box as `bbx_1`"}, {"manipulation": "grounding_2(`couch`)-> bbx_2", "description": "Locate the couch in the room and return its bounding box as `bbx_2`"}, {"manipulation": "grounding_3(`vase`)-> bbx_3", "description": "Locate the vase in the room and return its bounding box as `bbx_3`"}, {"manipulation": "grounding_4(`window`)-> bbx_4", "description": "Locate the window in the room and return its bounding box as `bbx_4`"}],
  "answer": "First, based on the detected bounding boxes of the window [0.2, 0.23, 0.57, 0.4] and the couch [0.17, 0.43, 0.83, 0.79], it can be inferred that the couch is positioned below the window. Further, according to the location of the vase [0.5 0.51 0.58 0.72], it is located near the center of the room. Therefore, the couch is closer to the window."
}
```

Rewritten Q&A

Figure 13: Complete prefix-prompt template of MMEvol.

Objective of Fine-grained Perceptual Evolution

I want you act as a Q&A Creator. Your objective is to draw inspiration from the given Q&A to create a brand new created Q&A. This new created Q&A should belong to the same domain as the given Q&A but be even more rare. The difficulty level of the created Q&A should be similar to that of the given Q&A. Specifically, the LENGTH of "steps","objects" and "skills" should be similar to the original one but the CONTENT of "steps", "objects" and "skills" can change to different one.

Prioritize questions with definite answers. If a question can be resolved with only a few solving steps, it can be reformulated to explicitly request additional solving steps. It is essential to avoid making the #Rewritten Q&A overly verbose.

Constraints

- Achieve solving steps and answers related to the questions.
- Ensure all generated data is consistent with the image content.
- Double-check provided descriptions against the image content.
- Do not generate new location coordinates; use the given coordinates.
- Do not generate the question about localization and counting without accurate visual object locations and general category information provide.

Example

...

Given Q&A

...

Rewritten Q&A

...

Figure 14: Complete fine-grained perceptual evolution prompt template.

Objective of Cognitive Reasoning Evolution

I want you act as a Q&A Rewriter. Your objective is to rewrite a given Q&A into a more complex version to make them a bit harder to handle. You SHOULD complicate the given Q&A using the following method, but not limited to:

In the rewritten problem, include 1-2 new visual object categories and multimodal atomic propositions, while avoiding making the problem unnecessarily lengthy. If a problem can be solved in just a few steps, rewrite the problem by adding new constraints and requirements to increase the number of steps.

Constraints

- Achieve solving steps and answers related to the questions.
- Ensure all generated data is consistent with the image content.
- Double-check provided descriptions against the image content.
- Do not generate new location coordinates; use the given coordinates.
- Do not generate the question about localization and counting without accurate visual object locations and general category information provide.

Example

...

Given Q&A

...

Rewritten Q&A

...

Figure 15: Complete cognitive reasoning evolution prompt template.

Objective of Interactive Evolution

I want you act as a Q&A Rewriter. Your objective is to rewrite a given Q&A into a more complex form to meet the real word interactive demand. You SHOULD complicate the Given Q&A using the following method, but are not limited to:

Rewrite given Q&A into complex and diverse instruction forms that users may use in the real world. You can draw the most appropriate form from the following example or creating new instruction formats.

 region_selection	 text_translation	 text_image_matching
 art_type	 fill_in_the_blank	 image_style_classification
 rationales_generation	 text_detection	 missing_object_selection
 rationales_generation	 depth_order	 relative_distance
 multi_choice	 object_region_matching	 completeness_of_response
 coreference_resolution	 creative_content_generation

Prioritize questions with definite answers.

If a question can be resolved with only a few solving steps, it can be reformulated to explicitly request additional solving steps. It is essential to avoid making the #Rewritten Q&A# overly verbose.

Constraints

- Achieve solving steps and answers related to the questions.
- Ensure all generated data is consistent with the image content.
- Double-check provided descriptions against the image content.
- Do not generate new location coordinates; use the given coordinates.
- Do not generate the question about localization and counting if there are no accurate visual object locations and general category information provide.
- Ensure the image position in the generated Q&A&S is consistent with the given Q&A&S, and that they all belong to the same sub-image.

Example

...

Given Q&A

...

Rewritten Q&A

...

Figure 16: Complete interactive evolution prompt template.

Instruction Elimination

Evaluate the difficulty and complexity of each rewritten samples compared to its original ones. Determine if the rewritten sample has improved in quality via "yes/no".

Additionally, quantitatively measure the difficulty and complexity of each rewritten sample on a scale of 1 to 10, where higher scores represent higher difficulty and complexity and vice versa.

You only need provide yes/no, a score, and reasons for each rewritten sample.

{“improved”: “yes/no”, “score”: 1-10, “reason”: the reason for the improvement and score},

Evaluation Criteria

- Length: Longer Q&As generally have more detail and thus are considered more complex.
- Semantic Complexity: Use of more sophisticated language or concepts.
- Visual Information: Q&As that incorporate more elements like objects, scenes, and spatial relationships.
- Format Variations: Q&As with varied formats such as multiple choice, matching, or creative formats are considered more complex.
- Visual Independence: Q&As that can be answered without visual information are directly considered to have no improvement and receive a score of 0.

Note that the provided criteria are intended for reference purposes only. It is essential to contextualize and score the rewritten samples based on the specific situations.

In-context QA samples with different difficulties (1-10)

...

Figure 17: Complete instruction elimination prompt template.