

---

# ADVERSARIAL ATTACKS ON DATA ATTRIBUTION

**Xinhe Wang**

University of Michigan  
sevenmar@umich.edu

**Pingbang Hu**

University of Illinois Urbana-Champaign  
pbb@illinois.edu

**Junwei Deng**

University of Illinois Urbana-Champaign  
junweid2@illinois.edu

**Jiaqi W. Ma**

University of Illinois Urbana-Champaign  
jiaqima@illinois.edu

## ABSTRACT

Data attribution aims to quantify the contribution of individual training data points to the outputs of an AI model, which has been used to measure the value of training data and compensate data providers. Given the impact on financial decisions and compensation mechanisms, a critical question arises concerning the adversarial robustness of data attribution methods. However, there has been little to no systematic research addressing this issue. In this work, we aim to bridge this gap by detailing a threat model with clear assumptions about the adversary’s goal and capabilities, and by proposing principled adversarial attack methods on data attribution. We present two such methods, *Shadow Attack* and *Outlier Attack*, both of which generate manipulated datasets to adversarially inflate the compensation. The Shadow Attack leverages knowledge about the data distribution in the AI applications, and derives adversarial perturbations through “shadow training”, a technique commonly used in membership inference attacks. In contrast, the Outlier Attack does not assume any knowledge about the data distribution and relies solely on black-box queries to the target model’s predictions. It exploits an inductive bias present in many data attribution methods—outlier data points are more likely to be influential—and employs adversarial examples to generate manipulated datasets. Empirically, in image classification and text generation tasks, the Shadow Attack can inflate the data-attribution-based compensation by at least 200%, while the Outlier Attack achieves compensation inflation ranging from 185% to as much as 643%.

## 1 INTRODUCTION

*Data attribution* aims to quantify the contribution of individual training data points to the outputs of an Artificial Intelligence (AI) model (Koh & Liang, 2017). A key application of data attribution is to measure the value of training data in AI systems, enabling appropriate compensation for data providers (Ghorbani & Zou, 2019; Jia et al., 2019). With the rapid advancement of generative AI, these methods have gained increased relevance, particularly in addressing copyright concerns. Recent studies have explored economic frameworks using data attribution for copyright compensation, showing promising preliminary results (Deng & Ma, 2023; Wang et al., 2024).

Given the significant potential of data attribution methods for data valuation and compensation, an important question arises regarding their adversarial robustness. As these methods influence financial decisions and compensation mechanisms, they may attract malicious actors seeking to manipulate the system for personal gain. This underscores the need to investigate whether data attribution methods can be manipulated and exploited, as their vulnerabilities could lead to unfair compensation, undermining the trustworthiness of the solutions built on top of these methods.

However, adversarial attacks on data attribution methods have received little to no exploration in prior literature. Along with the proposal of a data-attribution-based economic solution for copyright compensation, Deng & Ma (2023) briefly experimented with a few heuristic approaches (e.g., dupli-

---

cating data samples) for attacking data attribution methods. A systematic study that clearly defines the threat model and develops principled adversarial attack methods has yet to be conducted.

This work presents the first comprehensive study that aims to fill in this gap. We first outline the threat model by detailing the data compensation workflow and precisely specifying the assumptions we made about the adversary’s objective and capabilities. One key assumption is that the data contribution is periodic, and there is certain persistence across consecutive iterations of data attribution, which is the source of knowledge that the adversary could exploit. Motivating examples are provided to justify this assumption in practice. We also assume that the adversary may either have access to the distribution of the data used by the target AI model, or can get black-box queries of the target model’s predictions. Both assumptions are commonly seen in the AI security literature (Shokri et al., 2017; Chen et al., 2017).

Subsequently, we propose two adversarial attack strategies, *Shadow Attack* and *Outlier Attack*, respectively relying on different assumptions about the adversary’s capabilities. The Shadow Attack relies on the access to data distribution, and employs the “shadow training” technique commonly used in membership inference attacks (Shokri et al., 2017) to train “shadow models” that imitate the target model. The adversary can then directly perturb their dataset to achieve a higher compensation rate on these shadow models. The Outlier Attack, instead, does not assume knowledge about the data distribution but only relies on black-box queries of the target model’s predictions. The key idea behind this method lies in an inductive bias of many data attribution methods—outlier data points are more likely to be more influential. The proposed Outlier Attack utilizes adversarial examples (Goodfellow et al., 2015; Chen et al., 2017) to generate realistic outliers in a black-box fashion.

We conduct extensive experiments, including both image classification and text generation settings, to demonstrate the effectiveness of the proposed attack methods. Our results show that the Shadow Attack can inflate the adversary’s compensation to at least 200% and up to , while the Outlier Attack can inflate the adversary’s compensation to at least 185% and up to 456%. These results are achieved by adding imperceptible perturbations to real-world data features.

Overall, our study reveals a critical practical challenge in deploying data attribution methods for data valuation and compensation, i.e., the adversarial vulnerability of these methods. Moreover, the design of the proposed adversarial attack methods, especially the Outlier Attack that exploits a common inductive bias of data attribution methods, offers deeper insights into these vulnerabilities. These findings provide valuable directions for future research aimed at enhancing the robustness of data attribution methods.

## 2 RELATED WORK

**Data attribution for data valuation and compensation.** Data attribution methods have been widely used for quantifying the value of training data in AI applications and compensating data providers (Ghorbani & Zou, 2019; Jia et al., 2019; Yoon et al., 2020; Kwon & Zou, 2022; Feldman & Zhang, 2020; Xu et al., 2021; Lin et al., 2022; Kwon & Zou, 2023; Just et al., 2023; Wang & Jia, 2023; Deng & Ma, 2023; Wang et al., 2024). With the rapid advancement of generative AI, these methods have gained increasing relevance due to the growing concerns around copyright. Recent studies have proposed economic solutions using data attribution for copyright compensation, yielding promising preliminary results (Deng & Ma, 2023; Wang et al., 2024). Given the significant potential of data attribution methods for data valuation and compensation, a critical question arises regarding their adversarial robustness. Aside from one earlier exploration using heuristic approaches to attack data attribution methods (Deng & Ma, 2023), no systematic study has addressed this issue. This work presents the first comprehensive study that outlines a detailed threat model and proposes principled and effective approaches for adversarial attacks on data attribution methods.

**Membership inference attack.** Membership inference attacks aim to infer whether a specific data point was used during the training of a machine learning model, typically without knowing the actual training dataset or having white-box access to the model (Shokri et al., 2017). The general strategy involves adversaries leveraging information such as model architecture, training data distribution, or black-box model predictions (Shokri et al., 2017; Song & Mittal, 2021). We refer the readers to Hu et al. (2022) for a detailed survey on this topic. One of the proposed attack methods, Shadow Attack,

is inspired by the “shadow training” technique (Shokri et al., 2017) commonly used in membership inference attacks, where the adversary draws “shadow samples” following the same distribution as the actual training dataset used by the target model to be attacked, and trains “shadow models” based on the shadow samples to imitate the target model.

**Adversarial example.** Adversarial example (Goodfellow et al., 2015) is a well-known phenomenon where small, often imperceptible perturbations to input features can significantly alter the predictions of machine learning models, particularly deep neural networks. These perturbations can be generated through black-box queries to the model predictions (Chen et al., 2017; Ilyas et al., 2018; Guo et al., 2019). For a comprehensive review of adversarial examples, see the surveys by Yuan et al. (2019) and Chakraborty et al. (2021). In the proposed Outlier Attack, we employ black-box adversarial attack methods for generating adversarial examples to generate realistic outliers relative to the training dataset of the target model, without needing access to the training dataset or the model details.

### 3 THE THREAT MODEL

#### 3.1 THE DATA COMPENSATION SCENARIO

We consider a scenario where there is an AI Developer, and a (potentially large) set of Data Providers. The Data Providers supply training data for the AI Developer to develop an AI model. In return, the Data Providers are compensated based on their data’s contribution to the model, as measured by a specific data attribution method.

**Periodic data contribution.** We assume that the Data Providers contribute data to the AI Developer *periodically*, a common practice in many AI applications. For example, large language models need periodic updates to stay aligned with the latest factual knowledge about the world (Zhang et al., 2023); recommender systems must adapt to evolving user preferences (Zhang et al., 2020); quantitative trading firms rely on up-to-date information to power their predictive models<sup>1</sup>; and generative models for music or art benefit from fresh, innovative works by artists to diversify their creative outputs (Smith et al., 2024).

However, such periodic data contribution introduces risks: a malicious Data Provider (referred to as an Adversary thereafter) could exploit information from previous iterations to adversarially manipulate their future data contribution, potentially inflating their compensation unfairly.

To formalize this scenario, without loss of generality, we consider two consecutive iterations of data contribution, denoted as time steps  $t = 0$  and  $t = 1$ . At  $t = 0$ , there is no Adversary and the training dataset consists solely of contributions from benign Data Providers. This dataset is represented as  $Z_0 \in \mathcal{Z}$ , where  $\mathcal{Z}$  is the set of all possible training datasets. At  $t = 1$ , the training dataset is  $Z_1 = Z_1^b \cup Z_1^a$ , where  $Z_1^b \in \mathcal{Z}$  represents the training data provided by benign Data Providers, while  $Z_1^a \in \mathcal{Z}$  is the set provided by the Adversary. We also assume that  $Z_1^b \cap Z_1^a = \emptyset$ , meaning there is no overlap between the two datasets.

For any dataset  $Z \in \mathcal{Z}$ , each data point  $z \in Z$  is represented as a pair  $z = (x, y)$ , where  $x \in \mathcal{X}$  is the input feature and  $y \in \mathcal{Y}$  is the prediction target. Here,  $\mathcal{X}$  and  $\mathcal{Y}$  refer to the feature space and target space, respectively.

**AI training and data attribution.** Let  $\mathcal{M}$  represent the AI model space, and let  $\mathcal{T}: \mathcal{Z} \rightarrow \mathcal{M}$  denote a *training algorithm*, mapping a training dataset  $Z \in \mathcal{Z}$  to a model  $\mathcal{T}(Z) \in \mathcal{M}$ .

In data attribution, we aim to understand how individual data points from a training dataset  $Z \in \mathcal{Z}$  contribute to the model output on a target (validation) data point from a validation dataset  $V$ . Given  $Z$  and  $V$ , a *data attribution method* derives a *contribution function*  $\tau: Z \times V \rightarrow \mathbb{R}$  that assigns a real value  $\tau(z, v)$  to each training data point  $z \in Z$  for a given validation data point  $v \in V$ . Denote the set of all such function  $\tau$ ’s as  $\mathcal{C}$ , and the set of all possible validation sets as  $\mathcal{V}$ . Therefore, a data attribution method can be formalized as a function  $\mathcal{A}: \mathcal{Z} \times \mathcal{M} \times \mathcal{V} \rightarrow \mathcal{C}$ .

<sup>1</sup>See, for example, the Bloomberg market data feed: <https://www.bloomberg.com/professional/products/data/enterprise-catalog/market/>.

**Compensation mechanism.** In practice, the contribution function  $\tau$  derived from data attribution methods may not reliably measure the contributions of all training data points due to the inherent randomness in AI model training and the need for efficiency (Wang & Jia, 2023; Nguyen et al., 2024). Specifically, measurements of data points with smaller contributions are often less reliable than those of the most influential contributors. Following Deng & Ma (2023), we consider a compensation mechanism where only the top- $k$  influential training data points for each validation data point  $v \in V$  receive a fixed amount of compensation.

### 3.2 THE ADVERSARY

We now discuss the objective and capabilities of the `Adversary` under the data compensation scenario outlined above.

**The objective of the Adversary.** Let  $V_1$  be the validation dataset used at step  $t = 1$ . The objective of the `Adversary` is to construct a dataset  $Z_1^a$  that maximizes the *compensation share* received by the `Adversary`, which is defined as

$$c(Z_1^a) = \frac{1}{k|V_1|} \sum_{z \in Z_1^a} \sum_{v \in V_1} \mathbf{1}[\tau_1(z, v) \in \text{Top}_k(\{\tau_1(z', v) \mid z' \in Z_1\})], \quad (1)$$

where  $\tau_1 = \mathcal{A}(Z_1, \mathcal{T}(Z_1), V_1)$  is the contribution function at  $t = 1$ ;  $\text{Top}_k(\cdot)$  extracts the top- $k$  elements from a finite set of real numbers; and  $\mathbf{1}[\cdot]$  is the indicator function.

**The capabilities of the Adversary.** We first outline the limitations imposed on the `Adversary`. In realistic scenarios, the `Adversary` does **not** have access to any of the following:

- the exact training datasets  $Z_0$  and  $Z_1^b$ ;
- the exact validation datasets  $V_0$  and  $V_1$ ;
- white-box access to the trained models  $\mathcal{T}(Z_0)$  and  $\mathcal{T}(Z_1)$ ;
- the contribution functions  $\mathcal{A}(Z_0, \mathcal{T}(Z_0), V_0)$  and  $\mathcal{A}(Z_1, \mathcal{T}(Z_1), V_1)$ .

Then we make the following assumptions to characterize the capabilities of the `Adversary`.

**Assumption 1 (Persistence)** *Assume that  $Z_0 \subseteq Z_1^b$  and  $|Z_0|/|Z_1^b|$  is close to 1. Additionally, assume that  $V_0$  and  $V_1$  are independently sampled from the same distribution.*

**Assumption 2 (Access to Data Distribution and Training Algorithm)** *Assume that the `Adversary` has access to the distributions of  $Z_0$  and  $V_0$ . Additionally, assume that the `Adversary` has knowledge about the training algorithm  $\mathcal{T}$  (but not the model  $\mathcal{T}(Z_0)$ ).*

**Assumption 3 (Black-box Access to Model)** *Assume that the `Adversary` has access to black-box query to the model  $\mathcal{T}(Z_0)$ , allowing the `Adversary` to query the model predictions on any input feature  $x \in \mathcal{X}$ .*

Intuitively, Assumption 1 assumes persistence between the time steps  $t = 0$  and  $t = 1$ , so that information gained from  $t = 0$  can inform the attack at  $t = 1$ . In Assumption 2 and Assumption 3, it is worth noting that the `Adversary`'s access to information is limited to what is available at  $t = 0$  only.

In practice, Assumption 1 is realistic in many real-world applications. For example, in applications that have periodic model updates, such as large language models or recommender systems, a substantial portion of the training data often remains consistent across consecutive iterations, with only incremental changes. Moreover, Assumption 2 is a common assumption in the membership inference attack literature (Shokri et al., 2017), while Assumption 3 reflects a common setup for generating adversarial examples against neural network models (Chakraborty et al., 2021).

The two proposed attack methods in Section 4 and Section 5 respectively rely on Assumption 2 and Assumption 3, but do not depend on both simultaneously.

**The action space of the Adversary.** Finally, we define the action space available to the Adversary. We assume that the Adversary is restricted to making only small perturbations to an existing set of real data points in order to construct the adversarial dataset  $Z_1^a$ . This constraint implies that the Adversary cannot introduce entirely synthetic or arbitrary data, but rather, can modify real data points in a subtle manner, which reflects a realistic adversarial scenario where overly large or unnatural alterations would be easily detectable.

## 4 SHADOW ATTACK

In this section, we introduce the proposed *Shadow Attack*, which leverages Assumption 1 and Assumption 2, and exploits the knowledge about the data distribution at  $t = 0$  to perform attacks.

At a high level, the Adversary first performs a *shadow training* process, where models are trained on data drawn from a distribution similar to that of the training dataset  $Z_0$ , allowing the Adversary to approximate the target model  $\mathcal{T}(Z_0)$ . The Adversary then applies adversarial perturbations to the data points they plan to contribute to the AI Developer at  $t = 1$ . The adversarial perturbations are derived by maximizing the data attribution values on the models obtained through shadow training. See Figure 1 for an illustration.

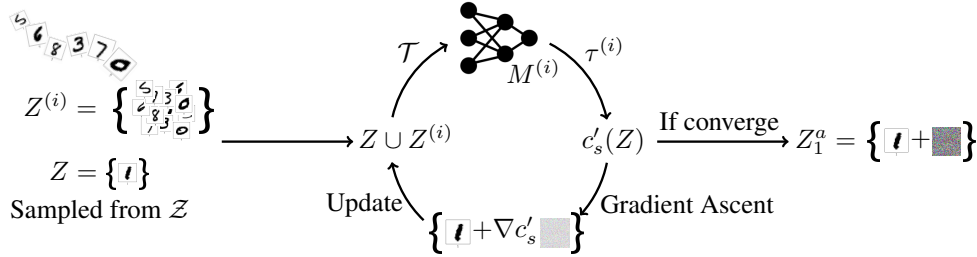


Figure 1: An illustration of the Shadow Attack method. Shadow training datasets  $Z^{(i)}$ 's are sampled to estimate the compensation share of a set of data points  $Z$  if it were contributed to the AI Developer, which can be leveraged to perturb data points in  $Z$  to get a higher compensation share.

### 4.1 SHADOW TRAINING

Given a dataset  $Z \in \mathcal{Z}$  (that the Adversary may eventually contribute to the AI Developer as  $Z_1^a$ ), the goal of the shadow training process is to estimate the data attribution values of the elements in  $Z$  as if this dataset were contributed to the AI Developer at  $t = 1$ .

We first sample  $m$  shadow training datasets, denoted as  $Z^{(1)}, Z^{(2)}, \dots, Z^{(m)}$ . These datasets are independent of the actual training dataset used by the AI Developer but follow the same distribution. For each shadow training dataset  $Z^{(i)}, i = 1, \dots, m$ , we train a corresponding shadow model  $M^{(i)} \in \mathcal{M}$ . The shadow model  $M^{(i)}$  is trained on  $Z^{(i)} \cup Z$  using the same training algorithm  $\mathcal{T}$  as by the AI Developer.<sup>2</sup> i.e.,  $M^{(i)} = \mathcal{T}(Z^{(i)} \cup Z)$ .

In order to estimate the data attribution values, we further sample a shadow validation dataset  $V^{(0)}$  following the same distribution as  $V_0$ . We can estimate a shadow contribution function using each shadow training dataset  $Z^{(i)} \cup Z$ , the corresponding shadow model  $M^{(i)}$ , and the shadow validation dataset  $V^{(0)}$ , resulting in  $\tau^{(i)} = \mathcal{A}(Z^{(i)} \cup Z, M^{(i)}, V^{(0)})$ . Similar to Eq. (1), we consider the following shadow compensation share for the dataset of interest  $Z$ :

$$c_s(Z) = \frac{1}{mk|V^{(0)}|} \sum_{i=1}^m \sum_{z \in Z} \sum_{v \in V^{(0)}} \mathbf{1}[\tau^{(i)}(z, v) \in \text{Top}_k(\{\tau^{(i)}(z', v) \mid z' \in Z^{(i)} \cup Z\})]. \quad (2)$$

<sup>2</sup>In our experiment in Section 6.2, we demonstrate that the Shadow Attack remains effective when the shadow models have a slightly different architecture compared to the target model.

---

## 4.2 ADVERSARIAL MANIPULATION BY MAXIMIZING SHADOW COMPENSATION RATE

Given the shadow compensation rate, a natural idea is to apply adversarial perturbations to  $Z$  by solving the following optimization problem

$$Z_1^a = \arg \max_{Z' \in \mathcal{N}(Z)} c_s(Z'), \quad (3)$$

where  $\mathcal{N}(Z)$  specifies the space of datasets with undetectable perturbations.

In practice, however, solving this optimization problem has two technical challenges. Firstly, the objective  $c_s(\cdot)$  is discrete and can be difficult to optimize. Secondly, when doing iterative-style optimization, such as gradient ascent,  $\tau^{(i)}$ 's need to be updated and re-evaluated at every step as it depends on  $Z$  and hence  $M^{(i)} = T(Z^{(i)} \cup Z)$ . This leads to two problems: On the one hand, updating  $M^{(i)}$ 's requires retraining, which is computationally heavy; on the other hand, many data attribution methods are computationally expensive, even with all the data and (retrained) models available. Hence, solving the problem in Eq. (3) requires repeatedly retraining and running data attributions on perturbed datasets, which may be infeasible for many training algorithms and data attribution methods.

To address the first challenge, we replace  $c_s(\cdot)$  with the following surrogate objective

$$c'_s(Z) = \frac{1}{mk|V^{(0)}|} \sum_{i=1}^m \sum_{z \in Z} \sum_{v \in V^{(0)}} \tau^{(i)}(z, v), \quad (4)$$

which aims to directly maximize the contribution values of the data points in  $Z$  on the shadow validation set  $V^{(0)}$ .

To address the second challenge, we first approximate the retrained models by the initial models trained with the original  $Z$  (before any gradient ascent steps) for computational efficiency, and we further adopt *Grad-Dot* (Charpiat et al., 2019), one of the most efficient data attribution methods when evaluating the contribution function.<sup>3</sup> Using this method, the contribution value  $\tau^{(i)}(z, v)$  for any training data point  $z$  and validation data point  $v$  equals the dot product between the gradients of the loss function on  $z$  and that on  $v$ , evaluated with model  $M^{(i)}$ .

With such simplification, the adversarial perturbation can be derived by maximizing Eq. (4), which can be solved efficiently through gradient ascent. Note that since Eq. (4) is a constrained optimization problem, when  $\mathcal{N}(Z)$  is bounded, gradient ascent is guaranteed to converge to some local optimums. In practice, we perform a fixed number of iterations and carefully control the overall perturbation budgets when solving Eq. (4). The computation cost for each iteration is approximately the same as one forward and one backward pass on each of the  $m$  shadow models.

## 5 OUTLIER ATTACK

For large-scale AI applications, such as generative AI services, Assumption 2 might be overly strong, as it could be difficult for the `Adversary` to guess the distribution of the full training data. In this case, however, Assumption 3 often holds true.

In this section, we introduce another proposed attack method, *Outlier Attack*, which only relies on Assumption 1 and Assumption 3. See Figure 2 for an illustration.

### 5.1 THE OUTLIER INDUCTIVE BIAS OF DATA ATTRIBUTION

The core idea behind Outlier Attack leverages an inherent inductive bias present in many data attribution methods: outlier data points in the training dataset tend to be more influential. Indeed, one of the very first applications of the Influence Function developed in the statistic literature was to detect outliers in training data (Cook, 1977). Consequently, if the `Adversary` contributes a set of outlier data points, they are more likely to get higher compensation, especially given that the compensation mechanism focuses on the top influential data points.

---

<sup>3</sup>Empirically, this works well even when the actual data attribution method used by the `AI Developer` is more advanced ones, as shown in Section 6.2.

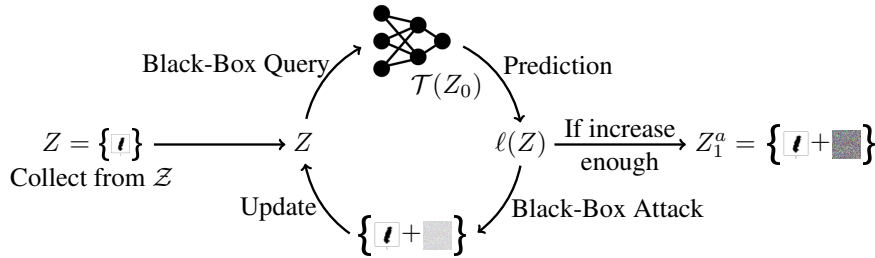


Figure 2: An illustration of the Outlier Attack method. Here,  $\ell(Z)$  denotes the loss used by the model  $\mathcal{T}(Z_0)$  when evaluated on the dataset  $Z$ . The data points in  $Z$  are perturbed by maximizing the loss  $\ell(Z)$  through black-box attack methods designed to generate adversarial examples.

However, translating this intuition into a practical adversarial manipulation strategy poses two significant challenges. Firstly, the contributed data points must closely resemble real-world data; otherwise, they could be easily flagged by data quality filters employed by the AI Developer. Secondly, we aim to develop an attack method that does not rely on direct knowledge about the training dataset or its underlying distribution. This makes it challenging to determine whether certain data points truly qualify as outliers relative to the training dataset gathered by the AI Developer.

## 5.2 GENERATING REALISTIC OUTLIERS WITH ADVERSARIAL ATTACKS

Next, we propose a general strategy to address the two aforementioned challenges. To tackle the first challenge, we propose starting with a set of real-world data and transforming them into outliers through small adversarial perturbations. With careful design, this strategy also addresses the second challenge: if we can perturb a data point such that an AI model has low confidence in correctly predicting its target, then it is highly likely that this data point behaves as an outlier relative to the model’s training dataset. More specifically, we discuss two key design aspects for generating outliers by perturbing real data points.

1. **Data component to be perturbed.** Recall that a data point  $z = (x, y)$  consists of both the input feature  $x$  and the prediction target  $y$ . To obtain an outlier data point from  $z$ , we perturb the feature  $x$  only, without modifying the target  $y$ . Intuitively, flipping the annotated target  $y$  could easily result in an outlier data point through mislabeling, such an outlier typically degrades model performance and is likely to be identified as negatively influential. Moreover, mislabeled data points are easier for the AI Developer to detect. Therefore, it is more effective to perturb only the feature  $x$  while keeping the target  $y$  unchanged.
2. **Objective of perturbation.** For each data point  $z = (x, y)$ , we aim to decrease the model confidence in predicting the annotated target  $y$  by perturbing  $x$ . In most cases, this is equivalent to increasing the loss  $\ell$  between the model prediction and the target  $y$ .

Combining these two design choices, the resulting perturbed data points coincide with what are commonly referred to as *adversarial examples* in the literature of adversarial attacks against neural network models. Consequently, existing adversarial attack methods for deriving adversarial examples can be leveraged to generate realistic outliers in our problem setup. Notably, this strategy is very general and can be applied to a variety of data modalities and models by leveraging different off-the-shelf black-box adversarial attack methods.

**Choices of adversarial attack methods.** We consider two concrete machine learning settings, image classification, and text generation, and discuss the choices of adversarial attack methods. For smaller-scale image classification settings, we leverage Zeroth Order Optimization (ZOO) (Chen et al., 2017) based adversarial attacks, which approximates the gradient ascend on the loss function with respect to the data features using black-box queries to the target model  $\mathcal{T}(Z_0)$ . For larger-scale image classification settings, we employ a more advanced black-box adversarial attack method, Simba (Guo et al., 2019), which is computationally more efficient. At a high level, Simba sequen-

tially perturbs each scalar pixel value in the image by trying to perturb in both directions and accept the perturbation once it increases the loss. For the text generation setting, we utilize TextFooler (Jin et al., 2020), a black-box adversarial attack method tailored for text data. In all the methods of choice, the attack only requires the black-box queries to the predictions of the target model.

## 6 EXPERIMENTS

In this section, we empirically evaluate the effectiveness of the two proposed methods, Shadow Attack and Outlier Attack.

### 6.1 EXPERIMENTAL SETUP

**Tasks, datasets, target models, and data attribution methods.** We consider two machine learning tasks, image classification, and text generation. For image classification, we experiment on MNIST (LeCun, 1998) and CIFAR-10 (Krizhevsky & Hinton, 2009) datasets, with different target models including Logistic Regression (LR), Convolutional Neural Networks (CNN), and ResNet-18 (He et al., 2016). We also employ two data attribution methods, Influence Function (Koh & Liang, 2017) and TRAK (Park et al., 2023). For text generation, we conduct experiments on NanoGPT trained on the Shakespeare dataset (Karpathy, 2022), with TRAK as the data attribution method. For the image classification settings, we evaluate both Shadow Attack and Outlier Attack on image classification tasks, while for the text generation setting, we evaluate Outlier Attack only as Assumption 2 usually does not hold for generative AI settings. The experimental settings are summarized in Table 1.

**Data contribution workflow.** For the image classification settings, we set  $|Z_0| = 10000$ ,  $|Z_1^a| = 100$ , and  $|Z_1| = 11000$ . This setup simulates the following data contribution workflow: At  $t = 0$  when there is no Adversary, and 10000 training points are used to train the model  $\mathcal{T}(Z_0)$ . At  $t = 1$ , the Adversary contributes 100 perturbed training points and other Data Providers contribute 900 new training data points. Together with the previous 10000 training points, a total of 11000 training points are used to train the model  $\mathcal{T}(Z_1)$ . The text generation setting follows a similar workflow with  $|Z_0| = 4706$ ,  $|Z_1^a| = 20$ , and  $|Z_1| = 6274$ .

**Evaluation metrics.** We evaluate the proposed attack methods using two metrics. The first is the **Compensation Share**, as defined in Eq. (1). For each attack method, we calculate the **Compensation Share** respectively when the original dataset without perturbation is contributed as  $Z_1^a$  (**Original**) and when the manipulated dataset after perturbation is contributed as  $Z_1^a$  (**Manipulated**). The increase of the **Compensation Share** after the perturbation (as measured by the **Ratio**) reflects the effectiveness of the attack.

To gain a more detailed understanding of how the adversarial perturbations affect the top- $k$  influential data points for individual validation data points in  $V_1$  we introduce the second evaluation metric named **Fraction of Change**. For each validation data point  $v \in V_1$ , we measure how many data points in  $Z_1^a$  appear in the top- $k$  influential data points for  $v$ . In comparison to when the original dataset without perturbation is contributed as  $Z_1^a$ , we calculate the fraction of validation data points in  $V_1$  that contain more data points from  $Z_1^a$  in the top- $k$  influential data points when the manipulated dataset after perturbation is contributed as  $Z_1^a$ . Similarly, we calculate the fraction of validation points that contain the same number of or fewer data points from  $Z_1^a$  after perturbation. We report the three fractions under the categories **More**, **Tied**, and **Fewer** for the **Fraction of Change** metric. The higher fraction for the **More** category indicates that the attack method influences the validation data points more broadly.

For both metrics, we set  $k = 100$  when counting the top- $k$  influential data points.

### 6.2 EXPERIMENTAL RESULTS: SHADOW ATTACK

The results of the proposed Shadow Attack method are shown in Table 2. We conduct experiments on all three image classification settings outlined in Table 1. For each of the settings, we first consider the case that the shadow models have the same architecture as the target model, as shown



Table 1: Summary of experimental settings with various tasks, datasets, target models, and data attribution methods.

Setting	Task	Dataset	Target Model	Attribution Method
(a)	Image Classification	MNIST	LR	Influence Function
(b)	Image Classification	MNIST	CNN	TRAK
(c)	Image Classification	CIFAR-10	ResNet-18	TRAK
(d)	Text Generation	Shakespeare	NanoGPT	TRAK

in the first three rows of Table 2. Additionally, for the third setting where the target model is ResNet-18, we further consider using ResNet-9 as the shadow model, which simulates scenarios where the Adversary’s knowledge about the training algorithm is limited.

Table 2: Results of the Shadow Attack method. The target models used for evaluation in each setting are listed in Table 1 while the shadow models used in the attack are listed under the column “Shadow Model”. The proportion of the data contributed by the Adversary relative to the full dataset at  $t = 1$  is shown under the column “ $|Z_1^a|/|Z_1|$ ”. The **Original** dataset consists of random samples without perturbation, so its **Compensation Share** aligns closely with  $|Z_1^a|/|Z_1|$ . Overall, a higher **Ratio** indicates a more effective attack. A higher fraction under **More** means that the attack influences the validation data points more broadly.

Setting	Shadow Model	$ Z_1^a / Z_1 $	Compensation Share			Fraction of Change		
			Original	Manipulated	Ratio	More	Tied	Fewer
(a)	LR	0.0098	0.0098	0.0477	456.1%	0.955	0.038	0.007
(b)	CNN	0.0098	0.0112	0.0467	417.0%	0.781	0.195	0.024
(c)	ResNet-18	0.0098	0.0095	0.0213	217.3%	0.655	0.259	0.086
(c)	ResNet-9	0.0098	0.0095	0.0196	206.3%	0.622	0.310	0.068

The Shadow Attack method is highly effective in increasing the **Compensation Share** across all the settings. The **Ratio** of the **Manipulated** to the **Original** ranges from 206.3% to 456.1%, representing a substantial increase. Notably, the last row corresponds to the setup where the shadow models have the ResNet-9 architecture while the target model is a ResNet-18, and the Shadow Attack remains significantly effective (206.3%), although being slightly worse than the case where shadow model and target model shares the same architecture (the third row, 217.3%).

The Shadow Attack is also uniformly effective across a wide range of validation data points, as measured by the metrics of **Fraction of Change**. The attack is able to increase the number of top- $k$  influential points from  $Z_1^a$  for more than 60% of the validation points. In contrast, only less than 9% of the validation data points have fewer top- $k$  influential points from  $Z_1^a$  after the attack.

### 6.3 EXPERIMENTAL RESULTS: OUTLIER ATTACK

The results of the proposed Outlier Attack method are presented in Table 3, where we include all four settings summarized in Table 1. The black-box attack method for generating the adversarial examples is chosen according to the discussion in Section 5.2.

On experimental settings (a) and (b), the Outlier Attack performs even better than the Shadow Attack in terms of both **Compensation Share** and **Fraction of Change**, achieving a higher **Ratio** and a larger fraction under **More**. Across all four settings, the **Ratio** ranges from 185.2% to 643.9%, demonstrating the exceptional effectiveness of the Outlier Attack. The results from setting (d), the text generation setting, further highlight the generalizability of the proposed method.

### 6.4 BASELINE REFERENCE

To better understand the significance of the results in Table 2 and Table 3, we present experimental results for a baseline random perturbation method in Table 4. We conduct experiments on the three settings of image classification, where the baseline method applies pixel-wise random perturbation

Table 3: Results of the Outlier Attack method. The black-box adversarial attack methods for generating adversarial examples are listed under the column ‘‘Attack Method’’. See Table 2 for more context.

Setting	Attack Method	$ Z_1^a / Z_1 $	Compensation Share			Fraction of Change		
			Original	Manipulated	Ratio	More	Tied	Fewer
(a)	ZOO	0.0098	0.0098	0.0631	643.9%	0.980	0.017	0.003
(b)	Simba	0.0098	0.0112	0.0668	596.4%	0.799	0.173	0.028
(c)	Simba	0.0098	0.0095	0.0176	185.2%	0.562	0.354	0.084
(d)	TextFooler	0.0031	0.0035	0.0092	262.9%	0.392	0.461	0.147


to the images, with the perturbation budget matched to that of the proposed attack methods. As shown in the results, the **Compensation Share** of the dataset with **Random Perturbation** is nearly identical to that of the **Original**. The fraction under **More** is also close to that under **Fewer**. These results further emphasize that the effectiveness of the proposed attack methods comes from the careful design of adversarial perturbation.

Table 4: Results of the random perturbation baseline. See Table 2 for more context.


Setting	Compensation Share		Fraction of Change		
	Original	Random Perturbation	More	Tied	Fewer
(a)	0.0098	0.0097	0.203	0.586	0.211
(b)	0.0112	0.0117	0.385	0.326	0.289
(c)	0.0095	0.0125	0.367	0.430	0.203

## 6.5 VISUALIZATION OF THE PERTURBATION

Finally, we visualize two examples of the adversarially perturbed images in Figure 3 and Figure 4, respectively from MNIST and CIFAR-10. As can be seen, the perturbations are barely visible to human eyes. However, these perturbations make the images significantly more influential for a large number of validation data points.



(a) Original image. Influential for 0 validation data points.



(b) Image after Shadow Attack. Influential for 75 validation data points.



(c) Image after Outlier Attack. Influential for 105 validation data points.

Figure 3: Visualization of an image from MNIST, before and after manipulation.

## 7 CONCLUSION


In conclusion, this work addresses a significant gap in the current understanding of the adversarial robustness of data attribution methods, which are increasingly influential in data valuation and compensation applications. By introducing a well-defined threat model, we have proposed two novel adversarial attack strategies, Shadow Attack and Outlier Attack, which are designed to manipulate



(a) Original image. Influential for 1 validation data points.



(b) Image after Shadow Attack. Influential for 38 validation data points.



(c) Image after Outlier Attack. Influential for 29 validation data points.

Figure 4: Visualization of an image from CIFAR-10, before and after manipulation.

data attribution and inflate compensation. The Shadow Attack utilizes knowledge of the underlying data distribution, while the Outlier Attack operates without such knowledge, relying on black-box queries. Empirical results from image classification and text generation tasks demonstrate the effectiveness of these attacks, with compensation inflation ranging from 185% to 643%. These findings underscore the need for more robust data attribution methods to guard against adversarial exploitation.

## REFERENCES

- Anirban Chakraborty, Manaar Alam, Vishal Dey, Anupam Chattopadhyay, and Debdeep Mukhopadhyay. A survey on adversarial attacks and defences. *CAAI Transactions on Intelligence Technology*, 6(1):25–45, 2021.
- Guillaume Charpiat, Nicolas Girard, Loris Felardos, and Yuliya Tarabalka. Input similarity from the neural network perspective. *Advances in Neural Information Processing Systems*, 32, 2019.
- Pin-Yu Chen, Huan Zhang, Yash Sharma, Jinfeng Yi, and Cho-Jui Hsieh. Zoo: Zeroth order optimization based black-box attacks to deep neural networks without training substitute models. In *Proceedings of the 10th ACM Workshop on Artificial Intelligence and Security, AISec '17*, pp. 15–26, New York, NY, USA, 2017. Association for Computing Machinery. ISBN 9781450352024.
- R Dennis Cook. Detection of influential observation in linear regression. *Technometrics*, 19(1): 15–18, 1977.
- Junwei Deng and Jiaqi Ma. Computational copyright: Towards a royalty model for ai music generation platforms. *arXiv preprint arXiv:2312.06646*, 2023.
- Vitaly Feldman and Chiyuan Zhang. What neural networks memorize and why: Discovering the long tail via influence estimation. *Advances in Neural Information Processing Systems*, 33:2881–2891, 2020.
- Amirata Ghorbani and James Zou. Data shapley: Equitable valuation of data for machine learning. In *International conference on machine learning*, pp. 2242–2251. PMLR, 2019.
- Ian J. Goodfellow, Jonathon Shlens, and Christian Szegedy. Explaining and harnessing adversarial examples. In Yoshua Bengio and Yann LeCun (eds.), *3rd International Conference on Learning Representations, ICLR 2015, San Diego, CA, USA, May 7-9, 2015, Conference Track Proceedings*, 2015.
- Chuan Guo, Jacob Gardner, Yurong You, Andrew Gordon Wilson, and Kilian Weinberger. Simple black-box adversarial attacks. In Kamalika Chaudhuri and Ruslan Salakhutdinov (eds.), *Proceedings of the 36th International Conference on Machine Learning*, volume 97 of *Proceedings of Machine Learning Research*, pp. 2484–2493. PMLR, 09–15 Jun 2019.

- 
- Kaiming He, Xiangyu Zhang, Shaoqing Ren, and Jian Sun. Deep residual learning for image recognition. In *Proceedings of the IEEE conference on computer vision and pattern recognition*, pp. 770–778, 2016.
- Hongsheng Hu, Zoran Salcic, Lichao Sun, Gillian Dobbie, Philip S Yu, and Xuyun Zhang. Membership inference attacks on machine learning: A survey. *ACM Computing Surveys (CSUR)*, 54(11s):1–37, 2022.
- Andrew Ilyas, Logan Engstrom, Anish Athalye, and Jessy Lin. Black-box adversarial attacks with limited queries and information. In *International conference on machine learning*, pp. 2137–2146. PMLR, 2018.
- Ruoxi Jia, David Dao, Boxin Wang, Frances Ann Hubis, Nick Hynes, Nezihe Merve Gürel, Bo Li, Ce Zhang, Dawn Song, and Costas J Spanos. Towards efficient data valuation based on the shapley value. In *The 22nd International Conference on Artificial Intelligence and Statistics*, pp. 1167–1176. PMLR, 2019.
- Di Jin, Zhijing Jin, Joey Tianyi Zhou, and Peter Szolovits. Is BERT really robust? A strong baseline for natural language attack on text classification and entailment. In *The Thirty-Fourth AAAI Conference on Artificial Intelligence, AAAI 2020, The Thirty-Second Innovative Applications of Artificial Intelligence Conference, IAAI 2020, The Tenth AAAI Symposium on Educational Advances in Artificial Intelligence, EAAI 2020, New York, NY, USA, February 7-12, 2020*, pp. 8018–8025. AAAI Press, 2020.
- Hoang Anh Just, Feiyang Kang, Tianhao Wang, Yi Zeng, Myeongseob Ko, Ming Jin, and Ruoxi Jia. LAVA: data valuation without pre-specified learning algorithms. In *The Eleventh International Conference on Learning Representations, ICLR 2023, Kigali, Rwanda, May 1-5, 2023*. OpenReview.net, 2023.
- Andrej Karpathy. nano-gpt. <https://github.com/karpathy/nanoGPT>, 2022.
- Pang Wei Koh and Percy Liang. Understanding black-box predictions via influence functions. In Doina Precup and Yee Whye Teh (eds.), *Proceedings of the 34th International Conference on Machine Learning*, volume 70 of *Proceedings of Machine Learning Research*, pp. 1885–1894. PMLR, 06–11 Aug 2017.
- Alex Krizhevsky and Geoffrey Hinton. Learning multiple layers of features from tiny images. *Master’s thesis, Department of Computer Science, University of Toronto*, 2009.
- Yongchan Kwon and James Zou. Beta shapley: a unified and noise-reduced data valuation framework for machine learning. In Gustau Camps-Valls, Francisco J. R. Ruiz, and Isabel Valera (eds.), *Proceedings of The 25th International Conference on Artificial Intelligence and Statistics*, volume 151 of *Proceedings of Machine Learning Research*, pp. 8780–8802. PMLR, 28–30 Mar 2022.
- Yongchan Kwon and James Zou. Data-oob: Out-of-bag estimate as a simple and efficient data value. In *International Conference on Machine Learning*, pp. 18135–18152. PMLR, 2023.
- Yann LeCun. The mnist database of handwritten digits. <http://yann.lecun.com/exdb/mnist/>, 1998.
- Jinkun Lin, Anqi Zhang, Mathias Lécuyer, Jinyang Li, Aurojit Panda, and Siddhartha Sen. Measuring the effect of training data on deep learning predictions via randomized experiments. In *International Conference on Machine Learning*, pp. 13468–13504. PMLR, 2022.
- Elisa Nguyen, Minjoon Seo, and Seong Joon Oh. A bayesian approach to analysing training data attribution in deep learning. *Advances in Neural Information Processing Systems*, 36, 2024.
- Sung Min Park, Kristian Georgiev, Andrew Ilyas, Guillaume Leclerc, and Aleksander Madry. TRAK: Attributing model behavior at scale. In Andreas Krause, Emma Brunskill, Kyunghyun Cho, Barbara Engelhardt, Sivan Sabato, and Jonathan Scarlett (eds.), *Proceedings of the 40th International Conference on Machine Learning*, volume 202 of *Proceedings of Machine Learning Research*, pp. 27074–27113. PMLR, 23–29 Jul 2023.

- 
- Reza Shokri, Marco Stronati, Congzheng Song, and Vitaly Shmatikov. Membership inference attacks against machine learning models. In *2017 IEEE Symposium on Security and Privacy (SP)*, pp. 3–18, 2017. doi: 10.1109/SP.2017.41.
- James Seale Smith, Yen-Chang Hsu, Lingyu Zhang, Ting Hua, Zsolt Kira, Yilin Shen, and Hongxia Jin. Continual diffusion: Continual customization of text-to-image diffusion with c-loRA. *Transactions on Machine Learning Research*, 2024. ISSN 2835-8856.
- Liwei Song and Prateek Mittal. Systematic evaluation of privacy risks of machine learning models. In *30th USENIX Security Symposium (USENIX Security 21)*, pp. 2615–2632, 2021.
- Jiachen T Wang and Ruoxi Jia. Data banzhaf: A robust data valuation framework for machine learning. In *International Conference on Artificial Intelligence and Statistics*, pp. 6388–6421. PMLR, 2023.
- Jiachen T. Wang, Zhun Deng, Hiroaki Chiba-Okabe, Boaz Barak, and Weijie J. Su. An economic solution to copyright challenges of generative ai, 2024.
- Xinyi Xu, Zhaoxuan Wu, Chuan Sheng Foo, and Bryan Kian Hsiang Low. Validation free and replication robust volume-based data valuation. *Advances in Neural Information Processing Systems*, 34:10837–10848, 2021.
- Jinsung Yoon, Sercan Arik, and Tomas Pfister. Data valuation using reinforcement learning. In *International Conference on Machine Learning*, pp. 10842–10851. PMLR, 2020.
- Xiaoyong Yuan, Pan He, Qile Zhu, and Xiaolin Li. Adversarial examples: Attacks and defenses for deep learning. *IEEE transactions on neural networks and learning systems*, 30(9):2805–2824, 2019.
- Yang Zhang, Fuli Feng, Chenxu Wang, Xiangnan He, Meng Wang, Yan Li, and Yongdong Zhang. How to retrain recommender system? a sequential meta-learning method. In *Proceedings of the 43rd International ACM SIGIR Conference on Research and Development in Information Retrieval*, pp. 1479–1488, 2020.
- Zihan Zhang, Meng Fang, Ling Chen, Mohammad-Reza Namazi-Rad, and Jun Wang. How do large language models capture the ever-changing world knowledge? a review of recent advances. In Houda Bouamor, Juan Pino, and Kalika Bali (eds.), *Proceedings of the 2023 Conference on Empirical Methods in Natural Language Processing*, pp. 8289–8311, Singapore, December 2023. Association for Computational Linguistics.