

Continuous Testing: Unifying Tests and E-values

Nick W. Koning

Econometric Institute, Erasmus University Rotterdam, the Netherlands

May 2, 2025

Abstract

Testing has developed into the fundamental statistical framework for falsifying hypotheses. Unfortunately, tests are binary in nature: a test either rejects a hypothesis or not. Such binary decisions do not reflect the reality of many scientific studies, which often aim to present the evidence against a hypothesis and do not necessarily intend to establish a definitive conclusion.

We study the continuous generalization of a test, to be used as a continuous measure of evidence against a hypothesis. Such a continuous test can be viewed as a continuous and non-randomized interpretation of the classical ‘randomized test’. This offers the benefits of a randomized test, without the downsides of external randomization. Another interpretation is as a literal measure, which measures the amount of binary tests that reject the hypothesis.

Our work unifies classical testing and the recently proposed e -values: e -values bounded to $[0, 1/\alpha]$ are rescaled level α continuous tests. Moreover, we generalize the traditional notion of power and derive optimal continuous tests for both simple and composite hypotheses. This produces a framework that nests both classical Neyman-Pearson optimal testing and log-optimal e -values as special cases. We illustrate this in a Gaussian location model, where optimal continuous tests are simple to express. Finally, we make a comparison to the traditional p -value and show that continuous tests offer a stronger guarantee when used as a continuous measure of evidence.

Keywords: hypothesis testing, evidence, e -values.

1 Introduction

In traditional inference, we start by formulating a hypothesis that we intend to falsify. We then specify a test, which we subsequently use to either reject the hypothesis or not. This framework of testing hypotheses is so deeply ingrained in statistics that it has become synonymous with the process of falsifying a hypothesis.

We believe this is unfortunate, as the binary reject-or-not decision of a test does not reflect the reality of many scientific studies. Indeed, many studies merely intend to present the evidence against the hypothesis, and not establish a

definitive conclusion.

The key contribution of this paper is to generalize from binary tests to continuous tests. Specifically, instead of a binary reject (1) or non-reject (0), we permit our continuous test to take value in $[0, 1]$. At some pre-specified level $\alpha > 0$, we directly interpret the value of a continuous test as a measure of evidence against the hypothesis.

Continuous tests are deeply related to randomized tests. Randomized testing is a classical generalization of testing that allows external randomization to influence the rejection decision. However, there exists strong resistance to randomized testing. The primary concern is the unsettling notion that a scientific discovery could depend not only on the data, but also on a roll of the dice. Additionally, external randomization complicates replicability: two analysts performing an identical analysis on two identical sets of data may come to different conclusions. Lastly, the advantage of a randomized test is often seen as merely addressing technical issues like discreteness (e.g. in the Neyman-Pearson lemma) or computation (e.g. in Monte Carlo permutation tests).

One way to view our continuous test is as the continuous interpretation of the rejection probability of a randomized test. Conditional on the data, a randomized test can be interpreted as a two-step procedure: it first constructs a distribution on the decision space {not reject hypothesis, reject hypothesis}, and then samples from this distribution to randomly reject the hypothesis or not. Our continuous test is equivalent to not performing this second step, and simply directly interpreting the distribution on {not reject hypothesis, reject hypothesis} as the output. Indeed, the distribution is fully captured by the probability $[0, 1]$ to reject the hypothesis, which we interpret as evidence against the hypothesis. This is at least as informative as a randomized test, as one can always choose to follow it up by randomization. As a consequence, this yields the benefits of a randomized test, without the downsides of external randomization.

Another interpretation of our continuous test is as a literal measure of the number (amount) of tests that reject. A randomized test can also be interpreted as randomly selecting a test, by independently sampling it from some distribution. If we interpret this distribution as a mathematical measure, then we can interpret the value of the continuous

test as a measurement of the amount of tests that reject the hypothesis.

A second key idea is to rescale from $\{0, 1\}$ and $[0, 1]$ to $\{0, 1/\alpha\}$ and $[0, 1/\alpha]$, without loss of generality. The original motivation for the $[0, 1]$ -scale in randomized testing is to indicate a rejection probability, but as we do not intend to randomize there is no need to stick to this scale.

While rescaling may seem superficial, it comes with a multitude of benefits. First, it incorporates the level α into the decision space: $\{\text{not reject hypothesis}, \text{reject hypothesis at level } \alpha\}$. We believe the level α should be viewed as part of the decision, because the level at which one rejects is a crucial piece of information: to ‘reject the hypothesis at level 0.01’ is clearly a different outcome than to ‘reject the hypothesis at level 0.05’. The traditional $[0, 1]$ -scale does not reflect this at all, so that it cannot distinguish possibly invalid tests at different levels: they are both simply maps to $[0, 1]$. Second, the $[0, 1/\alpha]$ -scale is particularly suitable because it also brings tests of different levels to the same scale. Specifically, a level α continuous test ε_α is then valid if $\mathbb{E}[\varepsilon_\alpha] \leq 1$ regardless of the level α . For this reason, we refer to this scale as the evidence scale. Third, the rescaling facilitates combining tests, as this means the average of valid continuous tests and the product of independent valid continuous tests are still valid continuous tests, regardless of their levels. The level of the resulting combined continuous test is a combination of the levels of the individual continuous tests. Fourth, this rescaling allows us to define a richer notion of a level 0 continuous test. Unlike traditional level 0 tests, such a richer version of a level 0 test is remarkably useful.

The rescaling also reveals a connection between continuous tests and the e -value: a recently popularized measure of evidence (Howard et al., 2021; Vovk and Wang, 2021; Shafer, 2021; Grünwald et al., 2024; Ramdas et al., 2023). We find that the e -value appears as a level $\alpha = 0$ continuous test. A level $\alpha > 0$ continuous test corresponds to an e -value whose domain is bounded to $[0, 1/\alpha]$. As a consequence, another interpretation of our work is that we show that e -values are simply tests, thinly disguised by rescaling. This cements the foundational role of e -values in testing: they are equivalent to continuously-interpreted randomized tests. This adds a second foundation for the e -value, which complements its foundation through the p -value as described in Koning (2024).

An important consideration is the power of a continuous test. We could stick to the traditional notion of power, by maximizing the expected value of a continuous test. This would maximize the probability of rejection, if we were to use it as a randomized test. By applying the Neyman-Pearson lemma to continuous tests, we find that the continuous test that maximizes this traditional power target effectively coincides with a traditional binary test. This reveals that it is necessary to consider a different power target if we truly intend to move away from binary testing. A pre-

liminary solution has already been explored in the e -value literature: maximizing the expected logarithm of our continuous test under the alternative. For a level 0 continuous test (an e -value), Larsson et al. (2024) recently showed that this is always well-defined, and the maximizer can be interpreted as a generalization of a likelihood ratio between the alternative and the hypothesis. If we instead use a level $\alpha > 0$, we show that this inflates the likelihood ratio by a constant, but simultaneously caps it at $1/\alpha$. This is useful if we want to use a continuous test but are satisfied with gathering an amount of evidence that corresponds to a rejection at the level α .

A third key idea is to view the expected value and the expected logarithm as special cases of generalized means, which are of the form $Z \mapsto [\mathbb{E}(Z^h)]^{1/h}$, $h \leq 1$. This recovers the traditional notion of power for $h = 1$ and the expected logarithm for $h \rightarrow 0$. The resulting framework generalizes both the traditional Neyman-Pearson optimal tests and log-optimal e -values, and contains a continuum of other options. This completes the bridge between traditional Neyman-Pearson-style testing and log-optimal e -values.

We show that such optimal continuous tests exist if $\alpha > 0$ or $h \leq 0$, for arbitrary hypotheses, and describe some of their properties. As a corollary the $\alpha > 0$, $h = 1$ setting reveals that Neyman-Pearson optimal tests always exist even for composite hypotheses. To the best of our knowledge this has not been proven before. We discuss how both α and h can be interpreted as hyperparameters that tune how ‘risky’ the continuous test is, in different ways. Moreover, we show how ideas about reverse information projections and optimal e -values link to optimal testing. In addition, we illustrate these in a Gaussian location model, where optimal generalized mean continuous tests are surprisingly simple. We show how these results generalize beyond generalized means to $Z \mapsto \mathbb{E}[U(Z)]$, for some utility function U .

Lastly, we describe how the evidence scale is the natural scale for post-hoc level testing (Koning, 2024). The link to post-hoc level testing enables us to directly compare continuous tests to p -values. We find continuous tests satisfy a much stronger guarantee than p -values, that makes them more appropriate as a continuous measure of evidence. In fact, the comparison makes us doubt whether the traditional p -value should be used as a continuous measure of evidence at all.

1.1 Related literature

Our work is connected to that of Shafer (2021), who formulates the evidence against a hypothesis as the (virtual) money won when making fair bets against the hypothesis. He shows that if we normalize our starting capital to 1, then rejecting the hypothesis whenever our wealth exceeds $1/\alpha$ is a level α valid test. Our work reveals that the analogy between testing and betting runs deeper: continuous testing is betting. Indeed, on the traditional $[0, 1]$ -scale, the desired wealth is normalized to 1 and the significance level α

is the starting capital. Rejecting the hypothesis at level α is equivalent to hitting the desired wealth when starting with a fraction α : the lower the fraction, the more impressive the achievement. The strategy that optimizes the probability of hitting our desired wealth is given by the Neyman-Pearson optimal test.

In mathematical statistics, it is already not uncommon to define a test to take value in $[0, 1]$. However, to the best of our knowledge, it is universal practice to interpret this as an instruction to reject the hypothesis with a certain probability, which should be followed up by external randomization to come to a binary decision. We explicitly suggest to not follow this up by randomization, and to report this value directly as evidence. Most importantly, this opens the door to power targets that do not simply maximize the probability to reject. To the best of our knowledge, such different power targets have not yet been considered before in the context of testing.

The idea to continuously interpret a randomized test also appears in the work of Geyer and Meeden (2005), under the name ‘fuzzy decision’. However, they mostly use it as a tool in the development of ‘fuzzy’ confidence intervals that are better behaved for discrete data. Indeed, the key difference is that they stick to the traditional power target, so that they remain in the near-binary setting: by the Neyman-Pearson lemma, the ‘fuzzy decision’ only plays a role when handling discrete data. They also do not consider rescaling from $[0, 1]$ to $[0, 1/\alpha]$.

Our work also sheds light on recent work on converting an e -value into a randomized rejection decision (Ramdas and Manole, 2023). Indeed, our work reveals that an e -value bounded to $[0, 1/\alpha]$ is equivalent to a level α randomized test. The conversion used by Ramdas and Manole (2023) corresponds to rounding an e -value down to $1/\alpha$, which obviously bounds it to $[0, 1/\alpha]$. Clearly, this rounding is wasteful as it discards information, so that power is lost compared to starting off with a level α randomized test.

Lastly, our work links to the recent work of Fischer and Ramdas (2024) on sequential testing with bounded martingales. Indeed, we can construct a sequential level α test as a martingale M_t at time t , that is the running product of sequential level $\alpha_t = \alpha M_{t-1}$ tests. This automatically ensures the martingale always remains bounded to $[0, 1/\alpha]$. Our results also prove that their choice to cap and boost the likelihood ratio for each constituent sequential test at time t is indeed the log-optimal choice.

2 Background: testing hypotheses

2.1 Testing: abstractly

The traditional framework of hypothesis testing consists of three steps:

1. Specify the hypothesis H to be falsified,

2. Formulate an appropriate test τ ,
3. Conduct the test τ , which either rejects H or does not.

In practice, we do not just use any test: we use a test with a certain confidence guarantee. In particular, it is traditional to use a test τ whose probability to reject the hypothesis H when H is true is at most $\alpha > 0$. We say that such a test τ is valid for the hypothesis H at a so-called level of significance $\alpha > 0$.

2.2 The basic theory of testing

In statistics, a hypothesis H is formalized as a collection of probability distributions on an underlying sample space \mathcal{X} . This collection of distributions H can be interpreted as all the data generating processes that satisfy the hypothesis. A test τ is modelled as a function of the underlying data X that either rejects the hypothesis or not, $\tau : \mathcal{X} \rightarrow \{\text{do not reject } H, \text{ reject } H\}$. As is common, we usually suppress the dependence on the underlying data X , and write τ for $\tau(X)$, interpreting a test τ as a random variable.

Using these definitions, we can formally describe a test that is valid for a hypothesis H at a level α , as a test τ whose probability to reject H is at most α for every distribution \mathbb{P} in the hypothesis:

$$\sup_{\mathbb{P} \in H} \mathbb{P}(\tau = \text{reject } H) \leq \alpha.$$

The decision to reject H or not is often conveniently numerically coded as 1 (reject) and 0 (not reject). We can use this encoding to describe a valid test for H at α , as a test whose expectation is bounded by α for every distribution in the hypothesis:

$$\sup_{\mathbb{P} \in H} \mathbb{E}^{\mathbb{P}}[\tau] \leq \alpha, \quad (1)$$

since the expectation of a binary $\{0, 1\}$ random variable is the same as the probability that it equals 1.

Remark 1. *While convenient, we stress that the coding of a test to take on a value in $\{0, 1\}$ is arbitrary. One of our key ideas (see Section 5.1) will be to depart from this encoding.*

3 Background: randomized testing

3.1 Randomly selecting a test

The idea behind randomized testing is to let the decision to reject also depend on an external source of randomization.

Conceptually, perhaps the simplest way to think about this external randomization is that we do not select a single test, but instead choose a distribution \mathbb{D} over tests that we subsequently use to randomly select the test that we will use. That is, the test $\tilde{\tau} : \mathcal{X} \rightarrow \{\text{do not reject } H, \text{ reject } H\}$ itself is a random variable drawn from some distribution \mathbb{D} ,

independently from the data. This randomized framework includes the non-randomized case as a special case, where we choose a degenerate distribution $\mathbb{D} = \delta_{\tau^*}$ that always selects the same test τ^* .

Just like a non-random test, a random test $\tilde{\tau}$ is said to be valid for H at level α if the probability the hypothesis H is rejected when it is true is bounded by α . Here, the key difference is that the probability is over the entire procedure, including the random selection of the test. This can be formulated as

$$\sup_{\mathbb{P} \in H} (\mathbb{P} \times \mathbb{D})(\tilde{\tau}(X) = \text{reject } H) \leq \alpha,$$

where $(\mathbb{P} \times \mathbb{D})$ is interpreted as the probability over both the data X and the random choice of test $\tilde{\tau}$. Equivalently, we can use the $\{0, 1\}$ encoding of non-rejection and rejection, and formulate this as

$$\sup_{\mathbb{P} \in H} \mathbb{E}_X^{\mathbb{P}} \mathbb{E}_{\tilde{\tau}}^{\mathbb{D}}[\tilde{\tau}(X)] \leq \alpha.$$

3.2 Distribution on decision space

In the previous section, we interpreted randomized testing as a two-step procedure that uses randomization as a first step to select a test, and then executes this test as a second step. As the choice of test is assumed to be independent, another equivalent way to think about randomized testing is to reverse the order, and use the randomization as a second stage. In particular, we can interpret a randomized test as first (deterministically) spitting out a distribution on the decision space $\{\text{not reject } H, \text{reject } H\}$ based on the data, and then using external randomization to sample from this distribution to come to a decision.

As this decision space only has two outcomes, any distribution on it is fully captured by the prescribed probability to reject the hypothesis (conditional on the data). It is convenient to then mathematically model this as extending the codomain $\{0, 1\}$ of a binary encoded test to the entire unit interval $\tau : \mathcal{X} \rightarrow [0, 1]$. The value of τ then represents the conditional rejection probability, given the data. A random test $\tilde{\tau}$ is obtained by drawing an independent uniform random variable $U \sim \text{Unif}[0, 1]$, and rejecting the hypothesis if U is smaller than τ : $\tilde{\tau} = \mathbb{I}\{U \leq \tau\}$. Clearly, if $\tau = 1$ this always leads to a rejection and if $\tau = 0$ it never does, so that this is indeed a generalization of the non-randomized framework.

As τ fully captures the information required to obtain a randomized decision, we will follow the convention to refer to it as a randomized test. This should not be confused with the random test $\tilde{\tau}$ from Section 3.1. Their relationship is that a randomized test τ can be interpreted as the probability to select a test that rejects the hypothesis, conditional on the data X :

$$\tau(X) = \mathbb{D}(\tilde{\tau}(X) = \text{reject } H). \quad (2)$$

The mathematical convenience of representing randomized testing through τ becomes clear when we observe that it is valid for H at level α if its expectation is bounded by α under the hypothesis H :

$$\sup_{\mathbb{P} \in H} (\mathbb{P} \times \mathbb{D})(\tilde{\tau}(X) = \text{reject } H) = \sup_{\mathbb{P} \in H} \mathbb{E}^{\mathbb{P}}[\tau] \leq \alpha, \quad (3)$$

which is the same condition as appeared in (1). Another property of this representation is that the average $(\tau_1 + \tau_2)/2$ of two level α valid randomized tests τ_1, τ_2 is also a level α valid randomized test. This extends to convex combinations and mixtures of randomized tests.

4 Continuous Testing

4.1 Continuous testing: abstractly

The intention of this paper is to replace the binary testing framework with a continuous framework in which we measure the evidence against a hypothesis:

1. Specify the hypothesis H to be falsified,
2. Formulate a continuous test,
3. Use it to measure the evidence against H .

4.2 From randomized to continuous test

The first key contribution of this paper is to propose an alternative perspective on randomized tests. In particular, we propose to directly interpret the value of a randomized test τ on $[0, 1]$ as evidence against the hypothesis. We explicitly propose to not follow this up by external randomization, and so do not arrive at a binary decision. This is equivalent to directly interpreting the distribution on $\{\text{not reject } H, \text{reject } H\}$ as our decision.

As this continuous interpretation does not involve randomization, we will henceforth refer to these tests as continuous tests and refer to non-randomized tests as binary tests, to avoid potential confusion. We stress that a continuous test generalizes a binary test, since a binary test is simply a continuous test taking value in the subset $\{0, 1\} \subset [0, 1]$. Equivalently, binary tests can be viewed as mapping the data to distributions that assign a point mass on one of the two options in $\{\text{not reject } H, \text{reject } H\}$.

An advantage of using continuous tests as a measure of evidence, is that we can couple their interpretation to our intuition about randomized testing: its value can be interpreted as a conditional probability of rejection. This also reveals that a continuous test is at least as informative as a random decision: if desired, we can still use external randomization to retrieve a binary decision on whether to reject the hypothesis. Moreover, if a continuous test equals 1, then we can directly interpret it as a rejection of the hypothesis. Finally, as with a randomized test, we say that a continuous

test τ is valid at level α , if its expectation is bounded by α under the hypothesis, as in (1).

Moreover, Koning and van Meer (2025) recently provided an additional interpretation of the continuous test. In particular, after observing the outcome of a valid level α test τ_1 , we may initialize a second test τ_2 at significance level $\alpha = \tau_1$. The overall procedure then remains valid at level α . This means that the value of a continuous test can be interpreted as the ‘current level of significance’, which we may use in subsequent testing. This can be viewed as a generalization of randomized testing, where randomized testing can be interpreted as subsequent testing with uninformative data.

Remark 2. *In mathematical statistics, a randomized test $\tau : \mathcal{X} \rightarrow [0, 1]$ is sometimes simply called a ‘test’. However, to the best of our knowledge, the interpretation is always that its value merely prescribes a rejection probability, which should be followed by a decision made by external randomization. In our interpretation as a continuous test, we explicitly propose to directly report it and to not randomize.*

4.3 A literal measure of evidence

Building on Section 3.1, we propose another interpretation of the continuous test. There, we started by specifying a distribution \mathbb{D} over tests that we subsequently use to randomly select a test.

Here, we observe that we can instead interpret \mathbb{D} as a measure over a collection of binary tests. We can then interpret the value of a continuous test as a measurement of the amount of tests that reject the hypothesis H , as measured by \mathbb{D} :

$$\tau(X) = \mathbb{D}(\{\text{tests that reject } H\}).$$

This also nests the binary framework: if we choose the degenerate measure $\mathbb{D} = \delta_{\tau^*}$, then we only measure whether the binary test τ^* rejects, and disregard any other test.

This perspective provides a surprisingly literal interpretation of a continuous test τ as a measurement of the evidence against the hypothesis. Here, the body of ‘evidence’ takes on the identity of the collection of rejecting tests, which we measure with our measure of evidence \mathbb{D} .

We believe this is an apt representation of a measure of evidence: it makes intuitive sense to run a number of tests against a hypothesis, and then report the evidence as the proportion of tests that rejected, possibly weighted by the importance of each test.

For example, a teacher that is preparing an exam may choose as their hypothesis that the student does not master the material, and set out to falsify this hypothesis. Then, it is typical to subject the student to a number of tests: questions, problems, assignments. After grading these tests, the teacher then typically reports the evidence against the hypothesis in the form of a grade that represents an average of the number of tests that were passed, weighted by points that express the difficulty of each test.

5 The level α in the decision space

5.1 Rescaling tests by their level

A test is traditionally viewed to produce a decision in $\{\text{not reject } H, \text{reject } H\}$. We take issue with this view, as it does not capture the level α at which the rejection takes place. This is problematic, because the level α is certainly important: a rejection at level 1% carries a different meaning than a rejection at level 5%. We believe a more appropriate decision space would be $\{\text{not reject } H, \text{reject } H \text{ at level } \alpha\}$. Adding α to the decision space permits us to mathematically distinguish between tests of different levels that are possibly not valid. For the traditional decision space $\{\text{not reject } H, \text{reject } H\}$, this is not possible.

The traditional view on the decision space is reflected in the choice to code tests and randomized tests to take value in $\{0, 1\}$ and $[0, 1]$, respectively. The main convenience here is that the value encodes the probability of rejection of the randomized procedure. A second advantage is that it yields a nice expression for the validity condition as in (3). But, while convenient, we again stress that this encoding is completely arbitrary.

In the context of continuous testing, these arguments for the $\{0, 1\}$ and $[0, 1]$ -scale fall apart. Indeed, we are no longer interested in testing with a certain probability. Moreover, there exists another choice that yield an even nicer expression of the validity condition.

Without loss of generality, we propose to incorporate α into the decision space by replacing $\{0, 1\}$ and $[0, 1]$ by $\{0, 1/\alpha\}$, and $[0, 1/\alpha]$, respectively. In particular, we recode level α tests τ_α by rescaling them by their level:

$$\varepsilon_\alpha = \tau_\alpha / \alpha,$$

where we use the notation ε_α for a level α continuous test on the recoded scale to avoid ambiguities. On this scale, a level α continuous test is then valid for H if

$$\mathbb{E}^\mathbb{P}[\varepsilon_\alpha] \leq 1, \text{ for every } \mathbb{P} \in H. \quad (4)$$

A convenient feature of this rescaling, is that the validity condition (4) is universal in α . This facilitates the comparison of tests across different levels. For example, it reveals that $\tau_{.1} = .7$ is a weaker claim than $\tau_{.05} = .5$, since $\varepsilon_{.1} = .7/.1 = 7$, whereas $\varepsilon_{.05} = .5/.05 = 10 > 7$. Due to this universality, we enjoy referring to this as this scale as the evidence scale.

The most important practical advantage of the evidence scale is that it makes it very easy to combine continuous tests. In particular, the average of valid level α_1 and α_2 continuous tests on this scale is a valid level $2/(\alpha_1^{-1} + \alpha_2^{-1})$ continuous test: the harmonic mean of α_1 and α_2 . This extends to any convex combination or mixture of valid tests. In addition, the product of mean-independent valid level α_1 and α_2 continuous tests is a level $\alpha_1 \alpha_2$ continuous test.

That is, if we have two continuous tests ε^1 and ε^2 with $\sup_{\mathbb{P} \in H} \mathbb{E}[\varepsilon^1 | \varepsilon^2] \leq 1$ and $\sup_{\mathbb{P} \in H} \mathbb{E}[\varepsilon^2 | \varepsilon^1] \leq 1$, then

$$\begin{aligned} \sup_{\mathbb{P} \in H} \mathbb{E}^\mathbb{P}[\varepsilon^1 \varepsilon^2] &= \sup_{\mathbb{P} \in H} \mathbb{E}^\mathbb{P}[\mathbb{E}^\mathbb{P}[\varepsilon^1 \varepsilon^2 | \varepsilon^1]] = \sup_{\mathbb{P} \in H} \mathbb{E}^\mathbb{P}[\varepsilon^1 \mathbb{E}^\mathbb{P}[\varepsilon^2 | \varepsilon^1]] \\ &\leq \sup_{\mathbb{P} \in H} \mathbb{E}^\mathbb{P}[\varepsilon^1] = \sup_{\mathbb{P} \in H} \mathbb{E}^\mathbb{P}[\mathbb{E}^\mathbb{P}[\varepsilon^1 | \varepsilon^2]] \leq 1. \end{aligned}$$

Furthermore, as this is simply a rescaling of the traditional $\{0, 1\}$ and $[0, 1]$ -scale, it is easy to recover the familiar interpretation of the traditional scale: if a continuous test ε_α equals $1/\alpha$, this corresponds to a rejection at level α . This means that the event $\varepsilon_{.05} = 20$ coincides with a rejection at the popular level $\alpha = .05$. Moreover, a value of $\varepsilon_\alpha < 1/\alpha$ can be interpreted as a rejection with probability $\alpha \varepsilon_\alpha$ at level α . So, $\varepsilon_{.05} = 10$ can be interpreted as a rejection with probability .5 at level .05.

Remark 3 (Cross-level interpretation). *For a level .10 continuous test, $\varepsilon_{.10} = 10$ means a rejection at level .10. Therefore, it may be tempting to also interpret $\varepsilon_{.05} = 10$ as a rejection at level $\alpha = 1/\varepsilon_{.05} = .10$. That is, to interpret a 50% chance of a rejection at level 5% as a rejection at level 10%.*

This is possible, but requires some nuance, as this means we are using a data-dependent significance level α and the traditional validity guarantee is not defined for data-dependent levels. Luckily, we can generalize the traditional validity guarantee $\sup_{\mathbb{P} \in H} \mathbb{P}(\text{reject } H \text{ at level } \alpha) \leq \alpha$ to

$$\sup_{\mathbb{P} \in H} \mathbb{E}_\alpha^\mathbb{P} \left[\frac{\mathbb{P}(\text{reject } H \text{ at level } \tilde{\alpha} | \tilde{\alpha})}{\tilde{\alpha}} \right] \leq 1,$$

for a data-dependent level $\tilde{\alpha}$. This can be interpreted as bounding the expected relative distortion between the rejection probability at the reported level $\tilde{\alpha}$ and the level $\tilde{\alpha}$ itself. It turns out that a rejection at level .10 if $\varepsilon_{.05} = 10$, is indeed valid under this guarantee.

This definition is taken from Koning (2024), where we extend the traditional binary framework of hypothesis testing to the data-dependent selection of the significance level. We elaborate on the relationship between the evidence scale, data-dependent levels and the p-value in Section 11.

Remark 4 (Betting and rescaling). *The scale-discussion also nicely translates to the betting interpretation of Shafer (2021). Indeed, on the traditional $[0, 1]$ -scale, we normalize the desired wealth to 1 and view the level α as our starting capital. On the evidence $[0, 1/\alpha]$ -scale, we instead view $1/\alpha$ as the desired wealth and normalize the starting capital to 1.*

5.2 Bounded measures of evidence

The level of significance α can also be merged into the framework from Section 4.3, where we selected a probability measure \mathbb{D} to obtain a measurement of the amount of tests that reject the hypothesis. In particular, we can

rescale the probability measure \mathbb{D} to a bounded measure $\mathbb{D}_\alpha := \mathbb{D}/\alpha$, which is then a valid measure of evidence for H if $\sup_{\mathbb{P} \in H} \mathbb{E}^\mathbb{P}[\mathbb{D}_\alpha(\{\text{tests that reject } H\})] \leq 1$.

Due to the rescaling, \mathbb{D}_α takes value in $[0, 1/\alpha]$. This means it is no longer a probability measure, and thus its measurement $\mathbb{D}_\alpha(\{\text{tests that reject } H\})$ cannot be directly interpreted as the probability that we reject conditional on the data. However, this is unimportant, since we have no desire to randomize and only intend to measure the amount of tests that reject.

6 Handling $\alpha = 0$

6.1 A level 0 continuous test

So far, we have purposefully excluded the $\alpha = 0$ case, as it warrants additional discussion. In this section, we show that if $\alpha = 0$ then rescaling from $[0, 1]$ to $[0, 1/\alpha] = [0, \infty]$ is not merely without loss of generality — it introduces additional generality!

Stepping over some details (see Remark 5), the simplest way to see this is that the rescaled level 0 test $\tau_0/0$ only takes value in $\{0, \infty\}$ and therefore does not exploit the full $[0, \infty]$ interval:

$$\tau_0/0 = \begin{cases} 0 & \text{if } \tau_0 = 0, \\ \infty & \text{if } \tau_0 > 0, \end{cases} \quad (5)$$

where we use the convention $0/0 = 0$, which we defend below.

By instead defining a level 0 continuous test on the evidence $[0, 1/\alpha] = [0, \infty]$ -scale, we obtain a richer object that can also take on values in interior of the interval. Moreover, we say that a level 0 continuous test ε_0 is valid if $\sup_{\mathbb{P} \in H} \mathbb{E}^\mathbb{P}[\varepsilon_0] \leq 1$. Here, $\varepsilon_0 = \infty$ can be interpreted as a rejection at level 0 in the traditional sense, but this notion of a level 0 continuous test can also take on values in $(0, \infty)$.

An interesting feature of level 0 continuous tests is that they are even easier to combine: unlike level $\alpha > 0$ continuous tests, the level does not change when combining them. In particular, the average or any convex combination or mixture of valid level 0 continuous tests is still a valid level 0 continuous test. Moreover, the product of mean-independent valid level 0 continuous tests is still a valid level 0 continuous test.

For level 0 continuous tests, we lose the interpretation as the probability of rejection at level 0 if $\varepsilon_0 \in (0, \infty)$. However, the ideas from Remark 3 still apply, so that we can interpret the value of ε_0 as a rejection at level $1/\varepsilon_0$ under a generalized form of validity (Koning, 2024).

Remark 5 (Level 0 test on original scale). *In this remark, we explain in more detail why the definition of a level 0 continuous test on the $[0, 1]$ -scale is less appropriate.*

The key problem is that on the $[0, 1]$ -scale, a level 0 continuous test is valid, $\sup_{\mathbb{P} \in H} \mathbb{E}^\mathbb{P}[\tau_0] \leq 0$, if and only if $\tau_0 = 0$,

\mathbb{P} -almost surely for every $\mathbb{P} \in H$. This means that τ_0 can only be positive on a set that has zero probability for every $\mathbb{P} \in H$. Moreover, on such a set, the test τ_0 is completely unrestricted, so it is reasonable to set it equal to 1 on such a set (assuming we want the test to be large if the hypothesis is false). This behavior characterizes any admissible level 0 test on the $[0, 1]$ scale: it is 0 everywhere except on some ‘ H -null set’, on which it equals 1. This binary behavior shows that the characterization in (5) is indeed appropriate: we either have infinite evidence (in the case of an H -null set) or no evidence against the hypothesis.

Remark 6 (Betting and level 0). *Continuing from Remark 4, the betting interpretation of Shafer (2021) also gives a nice insight into level 0 testing. On the $[0, 1]$ -scale, the desired wealth is normalized to 1, which is only possible if there is some finite desired wealth. The level α appears as our starting capital, so testing with $\alpha = 0$ is akin to conjuring positive wealth from nothing. On the evidence scale, the starting capital is normalized to 1, which does not necessitate a finite desired wealth so that we indeed obtain something more general. Only gathering infinite wealth $\varepsilon_0 = \infty$ would be as surprising as materializing positive wealth from nothing.*

Remark 7 (Unbounded measure of evidence). *In the context of measuring the amount of rejected tests, choosing $\alpha = 0$ corresponds to allowing us to use an unbounded measure \mathbb{D}_0 . Such an unbounded measure takes on values in $[0, \infty]$ and is a valid measure of evidence if $\sup_{\mathbb{P} \in H} \mathbb{E}^{\mathbb{P}}[\mathbb{D}_0(\text{tests that reject } H)] \leq 1$. From this perspective, transitioning to an unbounded measure is a natural extension.*

7 Foundation for the e -value

7.1 e -values are continuous tests

Choosing $\alpha = 0$ reveals a connection to the e -value. The e -value is a recently introduced ‘measure of evidence’ (Howard et al., 2021; Vovk and Wang, 2021; Shafer, 2021; Grünwald et al., 2024; Ramdas et al., 2023). An e -value for a hypothesis H is typically defined as some random variable on $[0, \infty]$ with expectation bounded by 1 under the hypothesis: $\sup_{\mathbb{P} \in H} \mathbb{E}^{\mathbb{P}}[e] \leq 1$.

Our work establishes a foundation for interpreting the e -value as a continuous measure of evidence against a hypothesis. Indeed, the e -value is simply a valid level 0 continuous test ε_0 . Moreover, the e -value coincides with using a valid unbounded measure of evidence \mathbb{D}_0 as in Remark 7. To the best of our knowledge, these connections were not described before: only the property that a valid level α binary test can be captured by an ‘all-or-nothing’ e -value taking value in $\{0, 1/\alpha\}$ is well-known.

Another interesting observation is that a level $\alpha > 0$ continuous test corresponds to an e -value whose domain is re-

stricted to $[0, 1/\alpha]$. This can perhaps be named a level α e -value.

Simultaneously, this connection to e -values means that the literature on e -values constitutes a quickly growing source of level 0 continuous tests.

7.2 Sequential continuous testing

The e -value is popular in sequential testing. To describe the sequential setting, we must introduce a filtration $\{\mathcal{F}_t\}_{t \in \mathbb{N}}$ that describes the available information \mathcal{F}_t at time $t \in \mathbb{N}$. Moreover, let \mathcal{T} denote the collection of stopping times with respect to this filtration, which means that $\{\tau = t\}$ is \mathcal{F}_t -measurable for every t .

We then say that a sequence of continuous tests $(\varepsilon^{(t)})_{t \in \mathbb{N}}$, where every ε_t is \mathcal{F}_t measurable, is anytime valid if

$$\sup_{\tau \in \mathcal{T}} \sup_{\mathbb{P} \in H} \mathbb{E}^{\mathbb{P}}[\varepsilon^{(\tau)}] \leq 1.$$

In the e -value literature, an anytime valid sequence of continuous tests is also known as an e -process.

A popular way to construct e -processes is to build them out of sequential e -values (sequential continuous tests). We say that $\varepsilon^{(t)}$ is a sequential e -value if it is an e -value with respect to the available information \mathcal{F}_{t-1} at the time $t - 1$ at which we choose the e -value: $\sup_{\mathbb{P} \in H} \mathbb{E}^{\mathbb{P}}[\varepsilon^{(t)} \mid \mathcal{F}_{t-1}] \leq 1$, and $\varepsilon^{(0)} = 1$.

The running product $M_t = \prod_{s=1}^t \varepsilon^{(s)}$ of sequential e -values is a non-negative supermartingale starting 1, also known as a test martingale. This means that by Doob’s optional stopping theorem, $\sup_{\mathbb{P} \in H} \mathbb{E}^{\mathbb{P}}[\varepsilon^{(\tilde{t})}] \leq 1$ for every stopping time \tilde{t} , so that it is indeed an e -process.

Fischer and Ramdas (2024) show how to construct what is effectively a level $\alpha > 0$ test martingale. Their idea is simple to explain in our notation: choose the level α_t of the t th sequential continuous test as $\alpha_t = \alpha M_{t-1}$. This automatically ensures that M_t is bounded to $[0, 1/\alpha]$ at every time t .

For composite hypotheses, there exist e -processes that are not test martingales (Ramdas et al., 2022a,b). These easily generalize to level $\alpha > 0$ counterparts. Unfortunately, to the best of our knowledge, it remains an open question in the literature how to easily construct desirable non-martingale e -processes.

7.3 From e -value to (randomized) test

It is common to convert e -values into non-random or random tests using the conversions $e \mapsto \mathbb{I}\{e \geq 1/\alpha\}$ and $e \mapsto \mathbb{I}\{e \geq U/\alpha\}$, where independently $U \sim \text{Unif}[0, 1]$. The validity of such tests is motivated through Markov’s Inequality and the recently introduced Randomized Markov’s Inequality (Ramdas and Manole, 2023).

The connection we establish between e -values and continuous tests make these conversions trivial and bypass Markov’s Inequality. In particular, the conversion of an

e -value (a level 0 continuous test) to a level α binary or continuous test can be interpreted as simply rounding down the e -value to the domains $\{0, 1/\alpha\}$ or $[0, 1/\alpha]$, as we capture in Proposition 1. This rounding discards some power: it is generally better to start with a good level α continuous test ε_α , than to find a good level 0 continuous test (e -value) and lose information by rounding it down. We highlight this in Remark 11, in Section 8 where we derive optimal continuous tests.

Proposition 1. *If e is a valid e -value for H , then*

- $\varepsilon_\alpha = e \wedge 1/\alpha$ is a valid level α continuous test,
- $\varepsilon_\alpha = \lfloor \alpha e \wedge 1 \rfloor / \alpha$ is a valid level α binary test.

Proof. The maps $e \mapsto e \wedge 1/\alpha$ and $e \mapsto \lfloor \alpha e \wedge 1 \rfloor / \alpha$ are non-increasing, so that the validity guarantee still holds, and restrict the e -value to the domains $[0, 1/\alpha]$ and $\{0, 1/\alpha\}$, respectively. \square

Remark 8 (Deterministic Markov’s Inequalities). *The proof of Proposition 1 is deeply related to the ‘Deterministic Markov’s Inequalities’ introduced in the first preprint of Koning (2024). For a non-negative value X , and $U \sim \text{Unif}[0, 1]$, they are given by:*

$$\mathbb{I}\{\alpha X \geq 1\} = \lfloor \alpha X \wedge 1 \rfloor \leq \alpha X \wedge 1 = \mathbb{P}_U(\alpha X \geq U) \leq \alpha X.$$

While these inequalities may seem trivial, applying the expectation over X to all terms recovers Markov’s Inequality $\mathbb{P}_X[\alpha X \geq 1] \leq \alpha \mathbb{E}_X[X]$, the Randomized Markov’s Inequality of Ramdas and Manole (2023) $\mathbb{P}_{U,X}[\alpha X \geq U] \leq \alpha \mathbb{E}_X[X]$, and a strengthening of Markov’s Inequality $\mathbb{P}_X[\alpha X \geq 1] \leq \mathbb{E}_X[\alpha X \wedge 1]$ that works for possibly non-integrable non-negative random variables X . The latter is related to the work of Wang and Ramdas (2024) who implicitly use it to derive a version of Ville’s Inequality for non-integrable non-negative (super)martingales and e -processes.

Lastly, a key idea in Koning (2024) is to observe that the inequalities can be made to hold with equality by dividing by α , and then taking the supremum over α :

$$\sup_{\alpha > 0} \frac{\mathbb{I}\{\alpha X \geq 1\}}{\alpha} = \sup_{\alpha > 0} X \wedge 1/\alpha = X.$$

Taking the expectation over X yields a ‘Markov’s Equality’.

8 Power and optimal tests

For a binary test, the probability that it recommends a rejection of the hypothesis completely captures its distribution. This means that to maximize the evidence against a false hypothesis, all we can do is to maximize this rejection probability.

For continuous tests, this is not the case: they take on values on an interval, which provides many degrees of freedom. Fundamentally, a consequence is that there does not

exist one ‘correct’ generalization of power for a continuous test: the choice depends on the context. Intuitively speaking, this comes down to a risk-reward trade-off: should we aim to collect some evidence against the hypothesis with high probability, or a lot of evidence against the hypothesis with low probability?

8.1 Log-power and likelihood ratios

An emerging default choice in the literature on e -values is to maximize the expected logarithm under the alternative (Grünwald et al., 2024; Larsson et al., 2024). Specifically, suppose that if the hypothesis H is false then the alternative \mathbb{Q} is true. Suppose that this alternative contains a single distribution \mathbb{Q} : $\mathcal{Q} = \{\mathbb{Q}\}$. Then, we can consider the valid level 0 continuous test ε'_0 that maximizes

$$\mathbb{E}^{\mathbb{Q}}[\log \varepsilon_0],$$

over valid level 0 continuous tests ε_0 . In the context of the e -value, this object goes under a variety of names, but we prefer calling it the likelihood ratio, as it can be interpreted as a generalization of the likelihood ratio between \mathbb{Q} and the collection of distributions H (Larsson et al., 2024).

Like a likelihood ratio, this choice also satisfies an interesting property that its reciprocal is a valid level 0 continuous test against the alternative \mathbb{Q} (Koning, 2024):

$$\mathbb{E}^{\mathbb{Q}}[1/\varepsilon'_0] \leq 1.$$

This means that ε'_0 admits a two-sided interpretation, as evidence against the hypothesis H and its reciprocal as evidence against the alternative \mathbb{Q} .

For $\alpha > 0$, we have that ε_α takes value in $[0, 1/\alpha]$. As a consequence, the valid level α log-power maximizing continuous test ε'_α cannot generally equal the likelihood ratio, as a likelihood ratio lacks a natural upper bound. For a simple null hypothesis $H = \{\mathbb{P}\}$, we find that

$$\varepsilon'_\alpha = (b_\alpha \text{LR}) \wedge 1/\alpha,$$

where $b_\alpha \geq 1$ is some constant so that $\mathbb{E}^{\mathbb{P}}[\varepsilon'_\alpha] = 1$, and LR is the likelihood ratio between \mathbb{Q} and \mathbb{P} . That is, it equals the likelihood ratio but capped at $1/\alpha$ and scaled up by b_α so that it fully exploits the constraint $\mathbb{E}^{\mathbb{P}}[\varepsilon_\alpha] \leq 1$.

A derivation of this ‘capped and inflated’ likelihood ratio is given in Appendix A.5, where we also explicitly define ‘LR’.

Remark 9 (Maximizing asymptotic growth rate). *A common motivation for the log-power target is that it maximizes the long-run growth rate when multiplying together e -values. In particular, for a collection of $n \geq 1$ i.i.d. continuous tests $\varepsilon^{(1)}, \dots, \varepsilon^{(n)}$, we have by the strong law of large numbers that their average growth rate (the geometric average) converges to the geometric expectation as $n \rightarrow \infty$,*

$$\left(\prod_{i=1}^n \varepsilon^{(i)} \right)^{1/n} = \exp \left\{ \frac{1}{n} \sum_{i=1}^n \log \varepsilon^{(i)} \right\} \xrightarrow{n \rightarrow \infty} \exp \left\{ \mathbb{E}^{\mathbb{Q}}[\log \varepsilon^{(1)}] \right\}.$$

This means that maximizing the log-power target, which coincides with maximizing the geometric expectation can be interpreted as maximizing the long run growth rate. Further asymptotic arguments for the log-power target are given by Breiman (1961), one of which is generalized by Koning and van Meer (2025).

Remark 10. We can resort to traditional tools to deal with composite alternatives \mathcal{Q} : maximizing the expected log-arithm against a mixture over \mathcal{Q} , against the infimum over \mathcal{Q} , or plugging-in an estimate $\hat{\mathcal{Q}}$ based on a separate sample; see also Ramdas et al. (2023).

Remark 11 (Level α continuous test vs rounding). The log-power maximizing level α continuous test allows us to clearly illustrate why rounding an e -value, as in Section 7.3, is inefficient. This continuous test equals $(b_\alpha \text{LR}) \wedge 1/\alpha$, for some $b_\alpha \geq 1$. If we instead round down the log-power maximizing level 0 continuous test (e -value), then we obtain $\text{LR} \wedge 1/\alpha$. This results in the loss of the inflation factor $b_\alpha \geq 1$.

Remark 12. The idea to ‘boost’ an e -value based on α first appeared in Wang and Ramdas (2022), who introduced the e -BH procedure for false discovery rate control in multiple testing. We provide a motivation for this boosting as the optimal procedure when maximizing the log-power and other targets; see Section 8.3 and Appendix A.

8.2 Traditional power: Neyman-Pearson

In the context of binary randomized testing it is standard to instead maximize the rejection probability under the alternative. This is equivalent to choosing the valid level α continuous test ε_α^* that maximizes expected value under \mathcal{Q} :

$$\mathbb{E}^{\mathcal{Q}}[\varepsilon_\alpha],$$

over all valid level α continuous tests ε_α .

If H is a simple hypothesis $H = \{\mathbb{P}\}$, then we can apply the famous Neyman-Pearson lemma. For $\alpha > 0$, it tells us that there exists some critical value $c_\alpha \geq 0$, such that

$$\varepsilon_\alpha^* = \begin{cases} 1/\alpha & \text{if } \text{LR} > c_\alpha, \\ K & \text{if } \text{LR} = c_\alpha, \\ 0 & \text{if } \text{LR} < c_\alpha, \end{cases} \quad (6)$$

for some $0 \leq K \leq 1/\alpha$, where LR denotes the likelihood ratio between the alternative \mathcal{Q} and hypothesis \mathbb{P} , which always exists.

In practice, the probability that $\text{LR} = c_\alpha$ is typically negligible or even zero. As a result, the level α test ε_α^* that maximizes the power often effectively collapses to a binary test: it takes value in $\{0, 1/\alpha\}$ with high probability. We believe this may be a large reason why the advantage of randomized tests has rarely been viewed as worth the cost of external randomization.

The near-binary behavior of ε_α^* also suggests that the traditional power target is problematic if our goal is to have a non-binary test. Indeed, it is not sufficient to simply use continuous tests: we must also shift to a different power target such as the expected logarithm as in Section 8.1. We suspect that this may be a reason why continuous testing was not discovered or appreciated before: the continuous interpretation of a traditional power-maximizing randomized test rarely improves upon non-randomized tests.

Another interpretation is that the traditional binary testing literature has effectively unknowingly considered continuous testing all along, but simply never bothered to move away from the traditional power target $\mathbb{E}^{\mathcal{Q}}[\varepsilon_\alpha]$, so that only binary tests were required. Had this been a conscious decision, then the traditional binary testing literature can be viewed as preferring highly risky all-or-nothing continuous tests, which either gather $1/\alpha$ evidence, or none.

As $\alpha \rightarrow 0$, the threshold c_α becomes increasingly large, so that $\varepsilon_\alpha^* = 0$ except on the datapoint X^* where the likelihood ratio is maximized. On this datapoint, it equals the largest value it can take to remain valid: $1/\mathbb{P}(X^*)$. This is quite undesirable in practice, as this means ε_0^* may equal 0 with probability close to one, and some large value with the remaining near-zero probability. As a result, this target is not used in the e -value literature.

Remark 13. Interestingly, the Neyman-Pearson lemma does not hold if we restrict ourselves to binary tests, as is the topic of Problem 3.17 and 3.18 of Lehmann and Romano (2022). If it were not for this technicality in the Neyman-Pearson lemma, it would not surprise us if randomized tests were excluded from the theory of testing altogether. Indeed, the randomized component is skipped in many presentations of the lemma.

8.3 Generalized-mean Neyman-Pearson

Both the log-power and traditional power targets are special cases of the generalized mean target:

$$(\mathbb{E}^{\mathcal{Q}}[\varepsilon_\alpha^h])^{1/h}, \quad (7)$$

for $h \neq 0$ and $\exp\{\mathbb{E}^{\mathcal{Q}}[\log \varepsilon_\alpha]\}$ for $h = 0$, which is the limit of $(\mathbb{E}^{\mathcal{Q}}[\varepsilon_\alpha^h])^{1/h}$ as $h \rightarrow 0$. Indeed, for $h = 1$ this yields the standard expectation, and for $h = 0$ this yields (an isotonic transformation of) the log-power target. Together with $h = -1$, which yields the harmonic mean, these special cases are also known as the Pythagorean means.

The generalized means are positively homogenous:

$$(\mathbb{E}^{\mathcal{Q}}[(a\varepsilon_\alpha)^h])^{1/h} = a (\mathbb{E}^{\mathcal{Q}}[(\varepsilon_\alpha)^h])^{1/h},$$

for $a > 0$. As a consequence, our rescaling from $[0, 1]$ to the evidence scale only scales the value of the generalized mean and does not affect its optimization. It turns out that a converse is also true: the generalized means are the only

positively homogenous means (see Theorem 84 in Hardy et al. (1934)).

We find that for $h < 1$, the optimal h -generalized mean level α valid continuous test equals

$$\varepsilon_{\alpha,h}^* = b_{\alpha,h} \text{LR}^{1/(1-h)} \wedge 1/\alpha, \quad (8)$$

for some constant $b_{\alpha,h} \geq 0$ that can depend on α and h . Moreover, for $h = 1$ the optimizer equals the Neyman-Pearson optimal continuous test (6). The derivation is given in Appendix A. This means the level α h -generalized-mean optimal continuous testing framework generalizes both the traditional Neyman-Pearson lemma (for $\alpha > 0$ and $h = 1$) and the recently popularized log-optimal e -value (for $\alpha = 0$ and $h = 0$).

Remark 14 (α and h as power-hyperparameters). *We can also consider incorporating the level α into the power objective, and look for the level 0 continuous test (e -value) ε that maximizes $(\mathbb{E}^{\mathbb{Q}}[(\varepsilon \wedge 1/\alpha)^h])^{1/h}$. This formulation reveals that α , like h , can be interpreted as a hyperparameter in our power-objective that tunes the ‘riskiness’ of the continuous test. Indeed, increasing α increases the probability our continuous test equals $1/\alpha$. At the same time, if it does equal $1/\alpha$ for a large α , then we have a weaker claim.*

Similarly, the generalized mean parameter h also levels out the continuous test. This means that α and h can in some sense be viewed as substitutes, though they can also be used in conjunction. We illustrate this in Section 10.

This formulation is perhaps more appropriate, as it only requires that $\varepsilon \leq 1/\alpha$ where \mathbb{P} assigns positive mass. This means we do not unnecessarily bound the evidence by $1/\alpha$ for events that have positive \mathbb{Q} probability but zero \mathbb{P} probability. Our derivation in Appendix A is easily adapted to accommodate this.

8.4 Expected utility Neyman-Pearson

While the class of generalized-mean power targets is large enough to nest a continuum from traditional testing to log-optimal e -values, the proof strategy easily generalizes to expected utility targets:

$$\mathbb{E}^{\mathbb{Q}}[U(\varepsilon)],$$

where U is a ‘nice’ utility function. In particular, U is strictly concave, differentiable, increasing with continuous decreasing derivative U' , satisfying the limit properties $U(0) = \lim_{x \rightarrow 0} U(x) = 0$, $\lim_{x \rightarrow \infty} U(x) = \infty$, $U'(0) = \lim_{x \rightarrow 0} U'(x) = \infty$ and $U'(\infty) = \lim_{x \rightarrow \infty} U'(x) = 0$.

For such an expected utility target, we find that the optimal continuous test is of the form

$$\varepsilon^* = (U')^{-1}(\lambda/\text{LR}) \wedge 1/\alpha,$$

where $(U')^{-1}$ is the functional inverse of the derivative U' of U and λ is some constant that ensures $\mathbb{E}^{\mathbb{P}}[\varepsilon^*] = 1$. The optimal continuous test ε^* has the desirable property that it is increasing in the likelihood ratio, because U' is decreasing, so that $(U')^{-1}$ is also decreasing.

9 Composite hypotheses

9.1 Properties of optimal continuous tests

Up to this point, we only described optimal continuous tests for the setting where the hypothesis was simple: containing a single distribution. In this section, we consider composite hypotheses, which may contain more than one distribution.

The key result is Theorem 1, which concerns the existence, uniqueness, positivity, and characterization of an optimal continuous test for an arbitrary composite hypothesis H .

Theorem 1 (Composite hypothesis). *Assume that $\alpha > 0$ or $h \leq 0$. Suppose we have a possibly composite hypothesis H and a simple alternative \mathbb{Q} . A valid level α h -generalized mean optimal continuous test $\varepsilon_{\alpha,h}^*$*

- *exists,*
- *is \mathbb{Q} -almost surely unique if $h < 1$,*
- *is \mathbb{Q} -almost surely positive if $h < 1$ and $\alpha < \infty$,*
- *is characterized by the first-order condition:*

$$\mathbb{E}^{\mathbb{Q}}[(\varepsilon_{\alpha,h}^*)^{h-1}(\varepsilon - \varepsilon_{\alpha,h}^*)] \leq 0,$$

for every level α valid continuous test ε .

Theorem 1 extends the results by Larsson et al. (2024), who consider the setting where both $\alpha = 0$ and $h \leq 0$ (see Remark 16). Its proof can be found in Appendix C, where we consider a more general utility function $U : [0, 1/\alpha] \rightarrow [0, \infty]$ that satisfies some regularity conditions.

We highlight the $\alpha > 0$, $h = 1$ setting of this result in Corollary 1, which states that a Neyman-Pearson optimal test against a simple alternative $\{\mathbb{Q}\}$ exists, regardless of the choice of hypothesis H . To the best of our knowledge, this had not yet been proven before for arbitrary hypotheses.

Corollary 1. *When testing a hypothesis H against a simple alternative $\{\mathbb{Q}\}$, then a level α valid Neyman-Pearson optimal test exists.*

In addition, Proposition 2 shows how we can approximate the Neyman-Pearson optimal test with an h -generalized mean optimal test by choosing h sufficiently close to 1. We illustrate this in the Gaussian setting in Section 10, where the level $\alpha > 0$ valid h -generalized mean optimal continuous test approaches the one-sided Z test as $h \rightarrow 1$. Its proof is given in Appendix C.2.

Proposition 2. *Let $0 < \alpha \leq 1$. Suppose that the pointwise limit $\lim_{h \rightarrow 1^-} \varepsilon_{\alpha,h}^*$ exists. Then, it is an optimizer for $h = 1$:*

$$\mathbb{E}^{\mathbb{Q}}\left[\lim_{h \rightarrow 1^-} \varepsilon_{\alpha,h}^*\right] \geq \mathbb{E}^{\mathbb{Q}}[\varepsilon],$$

for every level α valid continuous test ε .

Remark 15 (Comments on Theorem 1). *The case that both $\alpha = 0$ and $0 < h \leq 1$ remains elusive as the objective is concave but not bounded. We conjecture that result still goes through under these assumptions.*

The $h < 1$ condition for \mathbb{Q} -almost sure uniqueness and positivity are to ensure the objective is strictly concave. For $h = 1$ positivity generally does not hold: we then recover Neyman-Pearson tests, which even in simple settings are zero with positive \mathbb{Q} probability for any statistically interesting alternative \mathbb{Q} . The $\alpha < \infty$ assumption for positivity is because if $\alpha = \infty$ then the only feasible solution is $\varepsilon^ = 0$, which is clearly not positive. For $h = 1$ the solution is generally also not unique, as the problem turns into an infinite dimensional linear program, which are known to require (mild) additional conditions for uniqueness. We suspect that $\mathbb{E}^{\mathbb{Q}}[\varepsilon_{\alpha,1}^*] > 1$, meaning that $\varepsilon_{\alpha,1}^*$ is not valid for \mathbb{Q} , may suffice for uniqueness if $\alpha > 0$.*

Remark 16 (Power utility and generalized means). *The setting where both $\alpha = 0$ and $h \leq 0$ in this result was recently proved by Larsson et al. (2024). Our result extends this to also cover the setting where both $\alpha > 0$ and $h < 1$. Compared to their work, our work notably includes the link with the Neyman-Pearson setting, which is captured by $h = 1$ and $\alpha > 0$.*

9.2 Effective level α Hypothesis

One of the key tools of Larsson et al. (2024) to study log-optimal e -values is a duality between the collection of e -values and hypotheses. We extend this duality to incorporate the level α .

Let F_α denote all $[0, 1/\alpha]$ -valued random variables: the collection of all level α continuous tests. Moreover, let M_+ denote the collection of unsigned measures on this space. Our hypothesis H is a collection of probability measures, and so a subset of M_+ .

Given a hypothesis H , we define its level α polar H_α° as the collection of level α continuous tests that are valid for H :

$$H_\alpha^\circ = \{\varepsilon \in F_\alpha : \mathbb{E}^{\mathbb{P}}[\varepsilon] \leq 1, \forall \mathbb{P} \in H\}.$$

Next, we define the bipolar $H_{\alpha^\circ}^\circ$ as the collection of unsigned measures for which every continuous test in H_α° is valid:

$$H_{\alpha^\circ}^\circ = \{\mathbb{P} \in M_+ : \mathbb{E}^{\mathbb{P}}[\varepsilon] \leq 1, \forall \varepsilon \in H_\alpha^\circ\}.$$

Larsson et al. (2024) refer to H_0° as the effective null hypothesis, so that H_α° would be the level α effective null hypothesis.

Remark 17. *We have that $F_{\alpha^+} \subseteq F_{\alpha^-}$ for $\alpha^- \leq \alpha^+$. As a consequence, the collection of level α valid continuous tests shrinks as α increases $H_{\alpha^+}^\circ \subseteq H_{\alpha^-}^\circ$, and so the effective hypothesis expands when α increases $H_{\alpha^+}^\circ \supseteq H_{\alpha^-}^\circ$.*

9.3 Reverse Rényi Projection

If $h < 1$ and $\alpha < \infty$, then the level α valid h -generalized mean optimal continuous test $\varepsilon_{\alpha,h}^*$ is \mathbb{Q} -almost surely positive and unique. As a result, we can use it to identify the level α h -Reverse Information Projection (h -RIPr) $\mathbb{P}_{\alpha,h}$ of \mathbb{Q} onto $H_{\alpha^\circ}^\circ$ as

$$\frac{d\mathbb{P}_{\alpha,h}}{d\mathbb{Q}} = \frac{(\varepsilon_{\alpha,h}^*)^{h-1}}{\mathbb{E}^{\mathbb{Q}}[(\varepsilon_{\alpha,h}^*)^h]}. \quad (9)$$

The first-order condition in Theorem 1 implies that $\mathbb{P}_{\alpha,h}$ is in the level α effective null hypothesis $H_{\alpha^\circ}^\circ$.

We can rewrite this equation to

$$\varepsilon_{\alpha,h}^* = {}^{1-h}\sqrt{1/\mathbb{E}^{\mathbb{Q}}[(\varepsilon_{\alpha,h}^*)^h]} \frac{d\mathbb{Q}}{d\mathbb{P}_{\alpha,h}} = {}^{1-h}\sqrt{\lambda \frac{d\mathbb{Q}}{d\mathbb{P}_{\alpha,h}}}, \quad (10)$$

for some constant $\lambda > 0$. This is similar to the optimizer for the simple hypothesis, but with $\mathbb{P}_{\alpha,h}$ replacing \mathbb{P} and the capping by $1/\alpha$ embedded in the choice of $\mathbb{P}_{\alpha,h}$. This means that if we have $\mathbb{P}_{\alpha,h}$, then we must only find the right scaling to derive the optimal continuous test $\varepsilon_{\alpha,h}^*$.

Although we defined $\mathbb{P}_{\alpha,h}$ through $\varepsilon_{\alpha,h}^*$, it can also be found directly using a reverse information projection. In particular, we call $\mathbb{P}_{\alpha,h}$ the level α h -RIPr because it appears as the Reverse Rényi Projection of \mathbb{Q} onto the level α effective hypothesis $H_{\alpha^\circ}^\circ$

$$\sup_{\varepsilon \in H_\alpha^\circ} \mathbb{E}^{\mathbb{Q}}[\varepsilon^h]^{\frac{1}{h}} = \exp \left\{ \inf_{\mathbb{P} \in H_{\alpha^\circ}^\circ} R_{\frac{1}{1-h}}(\mathbb{Q} \mid \mathbb{P}) \right\},$$

where

$$R_{1+h}(\mathbb{Q} \mid \mathbb{P}) = \log \left(\mathbb{E}^{\mathbb{Q}} \left[\left(\frac{d\mathbb{Q}}{d\mathbb{P}} \right)^{\frac{h}{1-h}} \right]^{\frac{1-h}{h}} \right),$$

is the Rényi divergence between \mathbb{Q} and \mathbb{P} . The special case $h \rightarrow 0$ corresponds to the Kullback-Leibler divergence. This extends ideas from Grünwald et al. (2024), Lardy et al. (2024) and Larsson et al. (2024) to the $0 < h < 1$ range and to $\alpha > 0$.

Remark 18 (The level α 1-RIPr and ∞ -Rényi divergence). *An interesting question is how this applies to traditional Neyman-Pearson testing, where $\alpha > 0$ and $h = 1$.*

If we were to simply substitute $h = 1$ into (9), the right-hand-side would become degenerate. A more interesting definition of the level α 1-RIPr would be obtained by taking $h \rightarrow 1^-$, yielding the minimizer of the ∞ -Rényi divergence

$$\mathbb{P}_{\alpha,1} = \arg \inf_{\mathbb{P} \in H_{\alpha^\circ}^\circ} R_\infty(\mathbb{Q} \mid \mathbb{P})$$

The value of

$$\exp\{R_\infty(\mathbb{Q} \mid \mathbb{P}_{\alpha,1})\} = \text{ess sup}_{\mathbb{Q}} \frac{d\mathbb{Q}}{d\mathbb{P}_{\alpha,1}}$$

then coincides with the maximum attainable traditional power at level α when testing H against \mathbb{Q} , also known as the testing distance. The distribution $\mathbb{P}_{\alpha,1}$ can then be interpreted as the least favorable distribution for this testing problem at level α .

To the best of our knowledge, this connection between Neyman-Pearson optimal testing and the Rényi divergence has not yet been described before.

9.4 Expected utility composite hypotheses

Most of the results we discussed in this section are inherited from a more general expected utility framework, with power target

$$\mathbb{E}^{\mathbb{Q}}[U(\varepsilon)],$$

for some sufficiently ‘nice’ utility function U , that is concave, non-decreasing and differentiable with $U(0) := \lim_{x \rightarrow 0} U(x)$ and $U(\infty) = \lim_{x \rightarrow \infty} U(x)$, and continuous and decreasing derivative U' . In particular, Theorem 1 follows from the the following more general result

Theorem 2. Assume $\alpha > 0$. Suppose we have a possibly composite hypothesis H and a simple alternative \mathbb{Q} . Then, a valid level α U -optimal continuous test ε^*

- exists,
- is \mathbb{Q} -almost surely unique if U is strictly concave,
- is \mathbb{Q} -almost surely positive if $U'(0) = \infty$,
- is characterized by the first-order condition:

$$\mathbb{E}^{\mathbb{Q}}[U'(\varepsilon^*)(\varepsilon - \varepsilon^*)] \leq 0,$$

for every level α valid continuous test ε .

If ε^* is strictly positive and unique, we can again also identify an element $\mathbb{P}^* \in H_{\alpha}^{\circ\circ}$, defined as

$$\frac{d\mathbb{P}^*}{d\mathbb{Q}} = \frac{U'(\varepsilon^*)}{\mathbb{E}^{\mathbb{Q}}[U'(\varepsilon^*)\varepsilon^*]},$$

which is indeed in $H_{\alpha}^{\circ\circ}$ because of the first-order condition:

$$\mathbb{E}^{\mathbb{P}^*}[\varepsilon] = \mathbb{E}^{\mathbb{Q}}\left[\frac{d\mathbb{P}^*}{d\mathbb{Q}}\varepsilon\right] = \frac{\mathbb{E}^{\mathbb{Q}}[U'(\varepsilon^*)\varepsilon]}{\mathbb{E}^{\mathbb{Q}}[U'(\varepsilon^*)\varepsilon^*]} \leq 1,$$

for all $\varepsilon \in H_{\alpha}^{\circ}$. If we additionally assume that U' is invertible, then we obtain an explicit formula for the optimal continuous test in terms of \mathbb{Q} and \mathbb{P}^*

$$\varepsilon^* = (U')^{-1}\left(\mathbb{E}^{\mathbb{Q}}[U'(\varepsilon^*)\varepsilon^*] \frac{d\mathbb{P}^*}{d\mathbb{Q}}\right).$$

This is of the same form as we derived for the simple hypothesis in Section 8.4.

Remark 19 (U -RIPr and Legendre transform). As with the h -generalized mean and h -Rényi divergence, we would also like to interpret \mathbb{P}^* as a reverse information projection of some utility-based divergence. To do this, we make use of the Legendre-transform of U , defined as

$$V(y) = \sup_{x>0} U(x) - yx = U(V'(y)) - yV'(y),$$

where $V'(y) = (U')^{-1}(y)$. Similar as to how Larsson et al. (2024) approach the Rényi divergence, we have for every valid continuous test ε , $\mathbb{P} \in H_{\alpha}^{\circ\circ}$ and $z \geq 0$ that

$$\begin{aligned} \mathbb{E}^{\mathbb{Q}}[U(\varepsilon)] &\leq \mathbb{E}^{\mathbb{Q}}[U(\varepsilon)] + z(1 - \mathbb{E}^{\mathbb{P}}[\varepsilon]) \\ &\leq \mathbb{E}^{\mathbb{Q}}\left[U(\varepsilon) - z\frac{d\mathbb{P}^a}{d\mathbb{Q}}\varepsilon\right] + z \\ &\leq \mathbb{E}^{\mathbb{Q}}\left[V\left(z\frac{d\mathbb{P}^a}{d\mathbb{Q}}\right)\right] + z. \end{aligned}$$

Choosing $\varepsilon = \varepsilon^*$, $\mathbb{P} = \mathbb{P}^*$ and $z = \mathbb{E}^{\mathbb{Q}}[U'(\varepsilon^*)\varepsilon^*] = \lambda$ yields equality:

$$\begin{aligned} \mathbb{E}^{\mathbb{Q}}[U(\varepsilon^*)] &= \mathbb{E}^{\mathbb{Q}}\left[U\left(V'\left(\lambda\frac{d\mathbb{P}^*}{d\mathbb{Q}}\right)\right)\right] \\ &= \mathbb{E}^{\mathbb{Q}}\left[V\left(\lambda\frac{d\mathbb{P}^*}{d\mathbb{Q}}\right) + \lambda\frac{d\mathbb{P}^*}{d\mathbb{Q}}V'\left(\lambda\frac{d\mathbb{P}^*}{d\mathbb{Q}}\right)\right] \\ &= \mathbb{E}^{\mathbb{Q}}\left[V\left(\lambda\frac{d\mathbb{P}^*}{d\mathbb{Q}}\right)\right] + \lambda\mathbb{E}^{\mathbb{P}^*}\left[V'\left(\lambda\frac{d\mathbb{P}^*}{d\mathbb{Q}}\right)\right] \\ &= \mathbb{E}^{\mathbb{Q}}\left[V\left(\lambda\frac{d\mathbb{P}^*}{d\mathbb{Q}}\right)\right] + \lambda, \end{aligned}$$

so that \mathbb{P}^* solves

$$\inf_{\mathbb{P} \in H_{\alpha}^{\circ\circ}} \inf_{\lambda \geq 0} \mathbb{E}^{\mathbb{Q}}\left[V\left(\lambda\frac{d\mathbb{P}}{d\mathbb{Q}}\right)\right] + \lambda.$$

We struggle to classify this divergence, but it can be viewed as the infimum over f -divergences with generators $f_{\lambda}(y) = V(\lambda y) + \lambda$.

10 Illustration: Gaussian location

In this section, we illustrate our ideas in a simple Gaussian location model. Suppose we hypothesize the data X follows a zero-mean Gaussian distribution $\mathcal{N}(0, \sigma^2)$, with known variance $\sigma^2 > 0$, which we test against the alternative Gaussian distribution $\mathcal{N}(\mu, \sigma^2)$ with known mean μ . In this setting, we find that the level 0, h -generalized mean optimal continuous test is of a surprisingly simple form:

$$\varepsilon_{0,h} = \frac{d\mathcal{N}\left(\frac{\mu}{1-h}, \sigma^2\right)}{d\mathcal{N}(0, \sigma^2)},$$

for $h < 1$. A derivation is provided in Appendix B.

For $h = 0$ this simplifies to the standard likelihood ratio. For $h < 0$ and $h > 0$ it also yields a likelihood ratio, but

against an alternative with a different mean than μ . For example, for $h = -1$, it equals the likelihood ratio against the alternative $\mathcal{N}(\mu/2, \sigma^2)$, and for $h = .5$ the likelihood ratio against $\mathcal{N}(2\mu, \sigma^2)$. This demonstrates that for $h \neq 0$, the optimal test is a likelihood ratio against an alternative that is misspecified by a factor $(1 - h)$.

For $\alpha > 0$, the optimum is of the form $b_\alpha \varepsilon_{0,h} \wedge 1/\alpha$, where $b_\alpha \geq 1$ does not seem to admit a clean analytical expression, but is easily computed numerically. If we let $h \rightarrow 1$, we know this must approach the Neyman-Pearson test: the one-sided Z -test. At the same time, taking $h \rightarrow 1$ we see that $\mu/(1 - h) \rightarrow \infty$. As a consequence, the one-sided Z test can perhaps be interpreted as a log-optimal valid level α test against the alternative $\mathcal{N}(\infty, \sigma^2)$.

In Figure 1 and Figure 2, we illustrate the h -generalized mean optimal continuous test for $\alpha = 0$ and $\alpha = 0.05$, respectively, where we numerically approximated b_α .

For Figure 1, where $\alpha = 0$, the key takeaway is that h controls the steepness of the continuous tests over the data. For small h , the continuous test grows gradually as the data becomes more extreme. For large h , the continuous test is either huge or almost zero, depending on whether X is above or below a certain value. As $h \rightarrow 1$, the continuous test effectively becomes a vertical line at ∞ . As $h \rightarrow -\infty$ the continuous test becomes constant in X and equal to 1.

For Figure 2, the use of $\alpha = .05$ inflates the continuous tests but caps them at 20, when compared to Figure 1. For small values of h the inflation has almost no impact, as the cap of 20 is only exceeded in places where $\mathcal{N}(0, 1)$ has almost no mass. Indeed, our numerical approximation of the inflation factor $b_{\alpha,h}$ equals 1 for $h = -2, -1, 0$. However, for large values of h the inflation can be substantial: for $h = 0.5, 0.9$, our numerical approximation of the inflation $b_{\alpha,h}$ equals 1.27 and 2.5×10^{15} , respectively. Even the $h = 1$ case can be pictured here, which is the one-sided Z -test that equals $1/20$ when X exceeds the $1 - \alpha$ quantile of $\mathcal{N}(0, \sigma^2)$, roughly 1.64.

These figures illustrate that both α and h can be used to level out the continuous test, increasing the chances of obtaining some evidence at the expense of a large potential upside. However, they fulfill this role in different ways: α by inflating and capping, and h by influencing the steepness.

11 What about p -values?

11.1 p -values on the evidence scale

The p -value is traditionally also interpreted as a continuous measure of evidence. In this section, we show how it connects to continuous tests.

Let $\{\tau_\alpha\}_{\alpha>0}$ be a collection of level α binary tests that are sorted in α : if τ_{α^-} rejects H , then τ_{α^+} rejects H , for all $\alpha^- \leq \alpha^+$. Then, the p -value is traditionally defined as the smallest α for which we obtain a rejection given the data:

$$p(X) = \inf\{\alpha : \tau_\alpha(X) = \text{reject } H\}.$$

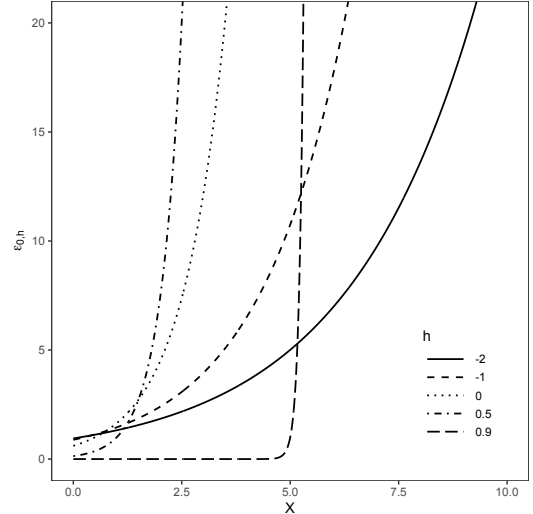


Figure 1: Optimal Gaussian h -generalized mean level $\alpha = 0$ continuous test $d\mathcal{N}(\mu/(1 - h), \sigma^2)/d\mathcal{N}(0, \sigma^2)(X)$ plotted over $X \in [0, 10]$ for $\mu = 1$, $\sigma = 1$ and various values of h . For $h = 0$ this equals the likelihood ratio between distributions with means 0 and μ . For larger h , the continuous tests steepen, and for smaller h the continuous tests flatten out. The $h = 1$ case is not plotted, as this effectively becomes a vertical line at ∞ as $h \rightarrow 1$.

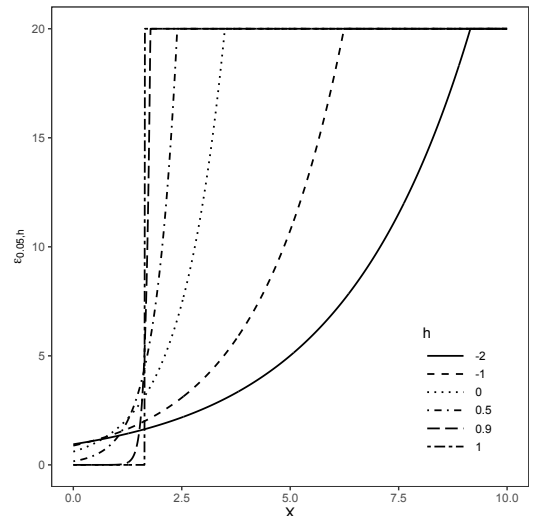


Figure 2: Optimal Gaussian $\alpha = 0.05$, h -generalized mean $b_\alpha d\mathcal{N}(\mu/(1 - h), \sigma^2)/d\mathcal{N}(0, \sigma^2)(X) \wedge 1/\alpha$ plotted over $X \in [0, 10]$ for $\mu = 1$, $\sigma = 1$ and various values of h . Compared to Figure 1, the values are capped and inflated here. For small h this inflation is negligible, but for large values of h the capping has a substantial impact. The $h = 1$ case (the Neyman-Pearson optimal one-sided Z test) is also pictured here, which is $1/0.05$ if X exceeds the $1 - \alpha$ quantile of $\mathcal{N}(0, \sigma^2)$ (≈ 1.64). The $h = 0.9$ case is close to the $h = 1$ case, but slightly smoothed out.

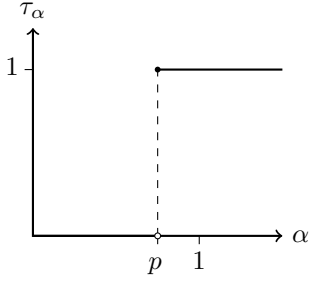


Figure 3: The p -value of a collection of tests $\{\tau_\alpha\}_{\alpha>0}$.

We illustrate this in the left panel of Figure 3, where the p -value appears on the horizontal axis as the smallest α at which $\tau_\alpha(X) = 1$. Assuming the infimum is attained, this implies that τ_α rejects the hypothesis if and only if $p \leq \alpha$:

$$\tau_\alpha = \mathbb{I}\{p \leq \alpha\}.$$

On the evidence scale, $\varepsilon_\alpha = \tau_\alpha/\alpha$, we can reveal another interpretation of the p -value, as the reciprocal of a supremum in α over binary tests.

Proposition 3. *Suppose that $(\varepsilon_\alpha)_{\alpha>0}$ is a sorted family of binary tests, $\varepsilon_\alpha : \mathcal{X} \rightarrow \{0, 1/\alpha\}$. Then,*

$$p = 1/\sup_{\alpha>0} \varepsilon_\alpha = 1/\varepsilon_p.$$

Proof. Let us first assume that $\varepsilon_\alpha = 1/\alpha$ for some sufficiently large $\alpha > 0$. Then, we have

$$\begin{aligned} \sup_{\alpha>0} \varepsilon_\alpha &= \sup_{\alpha>0} \tau_\alpha/\alpha = \sup_{\alpha>0: \tau_\alpha=1} 1/\alpha \\ &= 1/\inf\{\alpha > 0 : \tau_\alpha = 1\} = 1/p. \end{aligned}$$

As every ε_α is assumed to be binary, the only case we have excluded is that $\varepsilon_\alpha = 0$ for all $\alpha > 0$. In that case, we have $\sup_{\alpha>0} \varepsilon_\alpha = 0$, as well as $\{\alpha > 0 : \tau_\alpha = 1\} = \emptyset$ so that $p = \infty$. As a consequence, $\sup_{\alpha>0} \varepsilon_\alpha = 1/p$. \square

11.2 p -values and post-hoc level validity

Post-hoc level hypothesis testing as described in Koning (2024) turns out to be natural to define on the evidence scale. In particular, a collection $(\varepsilon_\alpha)_{\alpha>0}$ of sorted binary tests is said to be post-hoc level valid if

$$\sup_{\mathbb{P} \in H} \mathbb{E}^{\mathbb{P}} \left[\sup_{\alpha>0} \varepsilon_\alpha \right] \leq 1. \quad (11)$$

As the supremum is inside the expectation, this means that the level α can be chosen post-hoc: based on the data. This means we may conduct the test ε_α for every level α , and report a rejection at the smallest level α for which ε_α rejects the hypothesis: we may reject at level p .

By using Proposition 3, this can be equivalently written as a direct condition on the p -value:

$$\sup_{\mathbb{P} \in H} \mathbb{E}^{\mathbb{P}} [1/p] \leq 1. \quad (12)$$

This is a much stronger guarantee than satisfied by traditionally ‘valid’ p -values. Indeed, a p -value is traditionally said to be valid if all its underlying tests ε_α are valid:

$$\sup_{\mathbb{P} \in H} \sup_{\alpha>0} \mathbb{E}^{\mathbb{P}} [\mathbb{I}\{p \leq \alpha\}/\alpha] = \sup_{\mathbb{P} \in H} \sup_{\alpha>0} \mathbb{E}^{\mathbb{P}} [\varepsilon_\alpha] \leq 1. \quad (13)$$

Compared to (11), the supremum is now outside the expectation and so the level α may not depend on the data: a traditional p -value is only valid for pre-specified α . Note that (13) is equivalent to the more familiar formulation

$$\sup_{\mathbb{P} \in H} \mathbb{P}(p \leq \alpha) \leq \alpha,$$

for all $\alpha > 0$.

11.3 p -values versus continuous tests

To facilitate the discussion, we continue by referring to p -values satisfying (12) as strong p -values and traditionally valid p -values that only satisfy (13) as weak p -values.

The condition in (12) provides a clean connection between continuous tests and p -values. Indeed, p is a strong p -value if $1/p$ is a valid continuous test. Conversely, given a valid continuous test ε , its reciprocal $1/\varepsilon$ is a strong p -value. This means that strong p -values and continuous tests can be used interchangeably: strong p -values smaller than 1 are evidence against the hypothesis in the same way as continuous tests larger than 1.

Because strong p -values offer a stronger guarantee than weak p -values, and strong p -values are equivalent to continuous tests, we can directly conclude that continuous tests also offer a stronger guarantee than weak p -values.

The fact that continuous tests offer a stronger guarantee was already observed in the context of e -values, but (in our opinion) erroneously interpreted to suggest that they are ‘overly conservative’. For example, for a weak p -value p , Ramdas and Wang (2024) use Jeffreys’ rule of thumb to suggest that $\varepsilon > 10$ should be used in place of $p < 0.01$. Our continuous testing framework shows that this is equivalent to the absurd suggestion that a rejection at level 0.10 should be interpreted as a rejection at level 0.01.

Our interpretation is that weak p -values should not be used as a continuous measure of evidence, and should only be compared to a pre-specified significance level α : the weak p -value guarantee (13) only covers a comparison to pre-specified (data-independent) significance levels α .

This is underlined by the strange mismatch between the definition of the p -value and the traditional weak p -value guarantee: a p -value is the smallest data-dependent level at which we reject, but the traditional validity condition (13) only concerns data-independent levels. This is made visible by dissecting the guarantee (13) with Proposition 1, which yields an unwieldy expression with two separate suprema over α :

$$\sup_{\mathbb{P} \in H} \sup_{\alpha>0} \mathbb{E}^{\mathbb{P}} \left[\frac{\mathbb{I}\{\sup_{\alpha'>0} \varepsilon_{\alpha'} \geq 1/\alpha\}}{\alpha} \right] \leq 1.$$

For more arguments against the use of a weak p -value as a continuous measure of evidence, we refer the reader to Lakens (2022).

Remark 20 (p -values bounded from below). *If ε is of level α , this means that its corresponding strong p -value $p = 1/\varepsilon$ is bounded from below by α . Such p -values may be of interest if one is satisfied with a rejection at level α and not interested in gathering further evidence.*

Remark 21 (Merging properties of strong p -values). *Strong p -values inherit the multiplicative merging property under mean-independence, and they may be harmonically averaged under arbitrary dependence.*

12 Acknowledgements

I thank Alberto Quaini, Olga Kuryatnikova and Ruben van Beesten for stimulating conversations about stochastic optimization. Moreover, I thank the participants of the CWI e-readers seminar for useful discussions, and Muriel Pérez-Ortiz in particular for pointing out that the generalized means are the only positively homogenous means. In addition, I thank Nikos Ignatiadis for pointing me towards the work of Geyer and Meeden (2005). I also thank Aaditya Ramdas for pointing out that the idea to boost an e -value was first used in Wang and Ramdas (2022). Finally, I thank Martin Larsson to suggest looking at the $h \rightarrow 1^-$ level α h -RIPr in more detail.

References

- Leo Breiman. Optimal gambling systems for favorable games. In *Proceedings of the 4th Berkeley Symposium on Mathematical Statistics and Probability*, volume I, pages 65–78, Berkeley, CA, 1961. University of California Press.
- Lasse Fischer and Aaditya Ramdas. Improving the (approximate) sequential probability ratio test by avoiding overshoot. *arXiv preprint arXiv:2410.16076*, 2024.
- Charles J Geyer and Glen D Meeden. Fuzzy and randomized confidence intervals and p -values. *Statistical Science*, pages 358–366, 2005.
- Peter Grünwald, Rianne de Heide, and Wouter Koolen. Safe Testing. *Journal of the Royal Statistical Society Series B: Statistical Methodology*, page qkae011, 03 2024. ISSN 1369-7412. doi: 10.1093/jrsssb/qkae011.
- GH Hardy, JE. Littlewood, and G Pólya. *Inequalities*. Cambridge University Press, 1934.
- Steven R. Howard, Aaditya Ramdas, Jon McAuliffe, and Jasjeet Sekhon. Time-uniform, nonparametric, nonasymptotic confidence sequences. *The Annals of Statistics*, 49(2):1055 – 1080, 2021. doi: 10.1214/20-AOS1991.
- Nick W Koning. Post-hoc hypothesis testing. *arXiv preprint arXiv:2312.08040*, 2024.
- Nick W Koning and Sam van Meer. Sequentializing a test: Anytime validity is free. *arXiv preprint arXiv:2501.03982*, 2025.
- Daniel Lakens. Why p values are not measures of evidence. *Trends in Ecology & Evolution*, 37(4):289–290, 2022.
- Tyron Lardy, Peter Grünwald, and Peter Harremoës. Reverse information projections and optimal e -statistics. *IEEE Transactions on Information Theory*, 2024.
- Martin Larsson, Aaditya Ramdas, and Johannes Ruf. The numeraire e -variable. *arXiv preprint arXiv:2402.18810*, 2024.
- EL Lehmann and Joseph P Romano. *Testing Statistical Hypotheses*. Springer Nature, 2022.
- Aaditya Ramdas and Tudor Manole. Randomized and exchangeable improvements of markov’s, chebyshev’s and chernoff’s inequalities. *arXiv preprint arXiv:2304.02611*, 2023.
- Aaditya Ramdas and Ruodu Wang. Hypothesis testing with e -values. *arXiv preprint arXiv:2410.23614*, 2024.
- Aaditya Ramdas, Johannes Ruf, Martin Larsson, and Wouter Koolen. Admissible anytime-valid sequential inference must rely on nonnegative martingales. *arXiv preprint arXiv:2009.03167*, 2022a.
- Aaditya Ramdas, Johannes Ruf, Martin Larsson, and Wouter M Koolen. Testing exchangeability: Fork-convexity, supermartingales and e -processes. *International Journal of Approximate Reasoning*, 141: 83–109, 2022b.
- Aaditya Ramdas, Peter Grünwald, Vladimir Vovk, and Glenn Shafer. Game-theoretic statistics and safe anytime-valid inference. *arXiv preprint arXiv:2210.01948*, 2023.
- Glenn Shafer. Testing by betting: A strategy for statistical and scientific communication. *Journal of the Royal Statistical Society Series A: Statistics in Society*, 184(2): 407–431, 2021.
- Vladimir Vovk and Ruodu Wang. E -values: Calibration, combination and applications. *The Annals of Statistics*, 49(3):1736–1754, 2021.
- Hongjian Wang and Aaditya Ramdas. The extended ville’s inequality for nonintegrable nonnegative supermartingales, 2024. URL <https://arxiv.org/abs/2304.01163>.
- Ruodu Wang and Aaditya Ramdas. False discovery rate control with e -values. *Journal of the Royal Statistical Society Series B: Statistical Methodology*, 84(3):822–852, 2022.

A Simple hypotheses

Let (Ω, \mathcal{F}) be the underlying measurable space on which ε is a random variable, and on which \mathbb{P} and \mathbb{Q} are probability measures. Let $\mathbb{H} = (\mathbb{P} + \mathbb{Q})/2$, so that both \mathbb{P} and \mathbb{Q} are absolutely continuous with respect to \mathbb{H} . As a consequence, both \mathbb{Q} and \mathbb{P} admit a density w.r.t. \mathbb{H} , which we denote by q and p , respectively. By construction, these densities are non-negative and finite, and integrate to 1 w.r.t. \mathbb{H} .

As our objective, let us consider a ‘utility’ function $U : [0, \infty] \rightarrow [0, \infty]$. We assume this function is strictly concave, differentiable and strictly increasing with $U(0) := \lim_{x \rightarrow 0} U(x) = 0$ and $U(\infty) := \lim_{x \rightarrow \infty} U(x) = \infty$. We denote its derivative by U' , and assume it is strictly decreasing and continuous with $U'(0) := \lim_{x \rightarrow 0} U'(x) = \infty$ and $U'(\infty) := \lim_{x \rightarrow \infty} U'(x) = 0$.

Let F_α denote the collection of random variables $Y : \Omega \rightarrow [0, 1/\alpha]$, and \mathcal{E}_α denote the collection of level α valid continuous tests for the hypothesis \mathbb{P} : $\mathcal{E}_\alpha = \{Y \in F_\alpha : \mathbb{P}[Y] \leq 1\}$. We have $\mathcal{E}_\alpha = \mathcal{E}_0 \cap F_\alpha$.

A.1 The objective

Our goal is to find continuous test $\varepsilon^* \in \mathcal{E}_\alpha$ that satisfies

$$\mathbb{E}^\mathbb{Q}[U(\varepsilon) - U(\varepsilon^*)] \leq 0,$$

for all $\varepsilon \in \mathcal{E}_\alpha$.

Naively, one could consider the optimization problem

$$\sup_{\varepsilon \in \mathcal{E}_\alpha} \mathbb{E}^\mathbb{Q}[U(\varepsilon)].$$

However, this problem may not be bounded if $\alpha = 0$. But let us naively continue for now and write the optimization problem as

$$\begin{aligned} & \sup_{\varepsilon} \int_{\Omega} q(\omega) U(\varepsilon(\omega)) d\mathbb{H}(\omega), \\ & \text{subject to} \\ & \int_{\Omega} p(\omega) \varepsilon(\omega) d\mathbb{H}(\omega) \leq 1, \\ & 0 \leq \varepsilon(\omega) \leq 1/\alpha, \forall \omega \in \Omega. \end{aligned}$$

As U is increasing, we can immediately find the value of $\varepsilon^*(\omega)$ for some special cases. If $p(\omega) = 0$ and $q(\omega) = 1$, then we can simply set $\varepsilon^*(\omega) = 1/\alpha$, as $\varepsilon(\omega)$ is not constrained by the inequality. If $p(\omega) > 0$ and $q(\omega) = 0$ then a positive value for $\varepsilon^*(\omega)$ comes at a cost in the inequality constraint for no benefit in the objective, so we should set it equal to zero. Furthermore, if $p(\omega) = 0$ and $q(\omega) = 0$, then the value of $\varepsilon^*(\omega)$ does not enter into the problem, so any value in $[0, 1/\alpha]$ will do. This reveals that the only ‘interesting’ case is the setting where both $p(\omega) > 0$ and $q(\omega) > 0$.

Plugging $\alpha = 0$ into this exercise, we would choose $\varepsilon(\omega) = \infty$ if $p(\omega) = 0$ and $q(\omega) > 0$, which would indeed generally yield an unbounded objective value. To avoid this,

we restrict the optimization problem to $\Omega^+ := \{\omega \in \Omega : p(\omega) > 0, q(\omega) > 0\}$ and choose $\varepsilon^*(\omega)$ as above if either $p(\omega) = 0$ or $q(\omega) = 0$. This can be interpreted as a two-step optimization approach, where we separately optimize on $\{\omega \in \Omega : p(\omega) = 0, q(\omega) > 0\}$ and its complement.

A.2 The general strategy

Throughout, we now restrict ourselves to $\Omega^+ = \{\omega \in \Omega : p(\omega) > 0, q(\omega) > 0\}$ and optimize

$$\sup_{\varepsilon \in \mathcal{E}_\alpha} \mathbb{E}^\mathbb{Q}[U(\varepsilon)].$$

Observe that for every $\lambda \geq 0$, we have

$$\begin{aligned} \sup_{\varepsilon \in \mathcal{E}_\alpha} \mathbb{E}^\mathbb{Q}[U(\varepsilon)] &= \sup_{\varepsilon \in \mathcal{E}_\alpha} \mathbb{E}^\mathbb{H}[qU(\varepsilon)] \\ &= \sup_{\varepsilon \in \mathcal{E}_\alpha} \mathbb{E}^\mathbb{H}[qU(\varepsilon)] - \lambda(\mathbb{E}^\mathbb{H}[p\varepsilon] - 1)^+, \end{aligned}$$

as $\varepsilon \in \mathcal{E}_\alpha \subseteq \mathcal{E}_0$ so that $(\mathbb{E}^\mathbb{H}[p\varepsilon] - 1)^+ = 0$, where $(\cdot)^+$ denotes the positive part operator. Next, because $\mathbb{E}^\mathbb{H}[p\varepsilon] \leq 1$ for $\varepsilon \in \mathcal{E}_\alpha$, we have

$$\begin{aligned} & \sup_{\varepsilon \in \mathcal{E}_\alpha} \mathbb{E}^\mathbb{H}[qU(\varepsilon)] - \lambda(\mathbb{E}^\mathbb{H}[p\varepsilon] - 1)^+ \\ & \leq \sup_{\varepsilon \in \mathcal{E}_\alpha} \mathbb{E}^\mathbb{H}[qU(\varepsilon)] - \lambda(\mathbb{E}^\mathbb{H}[p\varepsilon] - 1) \\ & = \sup_{\varepsilon \in \mathcal{E}_\alpha} \mathbb{E}^\mathbb{H}[qU(\varepsilon) - \lambda(p\varepsilon - 1)] \\ & \leq \sup_{\varepsilon \in F_\alpha} \mathbb{E}^\mathbb{H}[qU(\varepsilon) - \lambda(p\varepsilon - 1)], \end{aligned} \tag{14}$$

by linearity of expectations and $\mathcal{E}_\alpha \subseteq F_\alpha$.

In Lemma 1, we derive an optimizer ε^λ to this ‘relaxed’ problem (14) for every $\lambda \geq 0$. Moreover, Lemma 2 shows that there always exists some λ^* such that $\varepsilon^{\lambda^*} \in \mathcal{E}_\alpha$ and either $\lambda^* = 0$ or $\mathbb{E}^\mathbb{H}[p\varepsilon] = 1$. For this λ^* , we have that the relaxed problem coincides with the original problem

$$\begin{aligned} \sup_{\varepsilon \in F_\alpha} \mathbb{E}^\mathbb{H}[qU(\varepsilon) - \lambda^*(p\varepsilon - 1)] &= \mathbb{E}^\mathbb{H}[qU(\varepsilon^{\lambda^*})] \\ &= \mathbb{E}^\mathbb{Q}[U(\varepsilon^{\lambda^*})]. \end{aligned}$$

As the relaxed problem is an upper bound to the original problem, we have

$$\sup_{\varepsilon \in \mathcal{E}_\alpha} \mathbb{E}^\mathbb{Q}[U(\varepsilon)] \leq \mathbb{E}^\mathbb{Q}[U(\varepsilon^{\lambda^*})].$$

As $\varepsilon^{\lambda^*} \in \mathcal{E}_\alpha$, it is an optimizer to the original problem. This optimizer is given by

$$\varepsilon^{\lambda^*}(\omega) = U' \left(\frac{\lambda^* p(\omega)}{q(\omega)} \right) \wedge 1/\alpha.$$

This notation for the solution extends to the cases where $p(\omega) = 0$ or $q(\omega) = 0$, if we interpret $0/0$ as an arbitrary value in $[0, 1/\alpha]$, $x/0 = \infty$ and $0/x = 0$ for $x > 0$.

A.3 Some lemmas

It remains to present the relevant lemmas.

Lemma 1. *Let $\lambda \geq 0$, $p(\omega) > 0$ and $q(\omega) > 0$. The objective*

$$\sup_{\varepsilon \in F_\alpha} \mathbb{E}^\mathbb{H} [qU(\varepsilon) - \lambda(p\varepsilon - 1)]$$

is optimized by

$$\varepsilon^\lambda(\omega) = (U')^{-1} \left(\frac{\lambda p(\omega)}{q(\omega)} \right) \wedge 1/\alpha.$$

Proof. The objective can be written as

$$\sup_{0 \leq \varepsilon \leq 1/\alpha} \int_{\Omega^+} q(\omega)U(\varepsilon(\omega)) - \lambda(p(\omega)\varepsilon(\omega) - 1) d\mathbb{H}(\omega).$$

By the monotonicity of integrals, this is equal to

$$\int_{\Omega^+} \sup_{0 \leq \varepsilon(\omega) \leq 1/\alpha} q(\omega)U(\varepsilon(\omega)) - \lambda(p(\omega)\varepsilon(\omega) - 1) d\mathbb{H}(\omega).$$

It remains to solve the inner optimization problem

$$\sup_{0 \leq \varepsilon(\omega) \leq 1/\alpha} q(\omega)U(\varepsilon(\omega)) - \lambda(p(\omega)\varepsilon(\omega) - 1),$$

for each value of the parameter $\lambda \geq 0$. Here, we can simply treat $q(\omega), p(\omega) > 0$ and $\varepsilon(\omega)$ as numbers.

Let us start with the simple case that $\lambda = 0$, for which the second term vanishes. Then, as $q(\omega) > 0$, the optimizing choice is $\varepsilon(\omega) = 1/\alpha$ as U is strictly increasing.

Next, let us consider $\lambda > 0$. The problem is concave and continuous in $\varepsilon(\omega)$ over the convex set $[0, 1/\alpha]$ which admits a feasible point in its interior since $\alpha < \infty$. This means that Slater's condition is satisfied, so the KKT conditions are both necessary and sufficient for the optimal solution.

This means we can setup the Lagrangian for this problem:

$$\begin{aligned} \mathcal{L}(\varepsilon(\omega), \nu(\omega)) &= q(\omega)U(\varepsilon(\omega)) - \lambda(p(\omega)\varepsilon(\omega) - 1) \\ &\quad - \nu(\omega)(\varepsilon(\omega) - 1/\alpha), \end{aligned}$$

with $\nu(\omega) \geq 0$. The stationarity condition is given by

$$\frac{\partial \mathcal{L}}{\partial \varepsilon(\omega)} = q(\omega)U'(\varepsilon) - \lambda p(\omega) - \nu(\omega) = 0.$$

The complementary slackness condition is:

$$\nu(\omega)(\varepsilon(\omega) - 1/\alpha) = 0.$$

Next, we analyze the stationarity condition based on the value of $\nu(\omega)$:

- Case $\nu(\omega) = 0$. By the stationarity condition, we have $U'(\varepsilon(\omega)) = \lambda p(\omega)/q(\omega)$, which does not violate the complementary slackness condition if $\nu(\omega) = 0$.

- Case $\nu(\omega) > 0$. By the complementary slackness condition, we have $\varepsilon(\omega) = 1/\alpha$. Moreover, by the stationarity condition, this happens when $q(\omega)U'(1/\alpha) - \lambda p(\omega) > 0$, and so $U'(1/\alpha) > \lambda p(\omega)/q(\omega)$.

Combining these two cases, we find that the optimal solution satisfies

$$U'(\varepsilon^\lambda(\omega)) = \frac{\lambda p(\omega)}{q(\omega)} \vee U'(1/\alpha). \quad (15)$$

As the derivative is strictly decreasing and continuous it is invertible with inverse $(U')^{-1}$, so that we obtain

$$\varepsilon^\lambda(\omega) = (U')^{-1} \left(\frac{\lambda p(\omega)}{q(\omega)} \right) \wedge 1/\alpha. \quad (16)$$

This also works for the $\lambda = 0$ case, as $U'(0) = \infty$ so that $\varepsilon^0 = \infty \wedge 1/\alpha = 1/\alpha$. \square

Lemma 2. *There exists a $\lambda^* \geq 0$ such that $\varepsilon^{\lambda^*} \in \mathcal{E}_\alpha$ and $\lambda^*(\mathbb{E}^\mathbb{H}[p\varepsilon] - 1) = 0$.*

$$\int_{\Omega^+} p(\omega)\varepsilon^\lambda(\omega) d\mathbb{H}(\omega) \leq 1.$$

Proof. Let's start with the $\lambda^* = 0$ case. For $\lambda^* = 0$, we have $\varepsilon^{\lambda^*}(\omega) = 1/\alpha$ for all ω . As a consequence,

$$\int_{\Omega^+} p(\omega)\varepsilon^{\lambda^*}(\omega) d\mathbb{H}(\omega) = \int_{\Omega^+} p(\omega)1/\alpha d\mathbb{H}(\omega) = 1/\alpha,$$

which is bounded by 1 if and only if $\alpha \geq 1$. This means that if $\alpha \geq 1$, then $\varepsilon^0 \in \mathcal{E}_\alpha$.

Next, we show that there exists a $\lambda^* > 0$ for which $\int_{\Omega^+} p(\omega)\varepsilon^{\lambda^*}(\omega) d\mathbb{H}(\omega) = 1$. The idea will be to use the intermediate value theorem. First, let us write

$$\begin{aligned} M(\lambda) &:= \int_{\Omega} p(\omega)\varepsilon^\lambda(\omega) d\mathbb{H}(\omega) \\ &= \int_{\{\omega: p(\omega) > 0\}} p(\omega) \left((U')^{-1} \left(\frac{\lambda p(\omega)}{q(\omega)} \right) \wedge 1/\alpha \right) d\mathbb{H}(\omega). \end{aligned}$$

The function $\lambda \mapsto M(\lambda)$ is continuous in $\lambda > 0$, as $(U')^{-1}$ is continuous. Moreover, since U' is strictly decreasing, so is $(U')^{-1}$. Therefore, the entire integrand is non-increasing in λ , and it is also non-negative. This means we can apply the monotone convergence theorem to establish that $\lim_{\lambda \rightarrow 0} M(\lambda) = 1/\alpha$ and $\lim_{\lambda \rightarrow \infty} M(\lambda) = 0$, since $(U')^{-1}$ has limits 0 and ∞ as its input goes to ∞ or 0, respectively. Hence, for $\alpha < 1$ the continuity of M ensures that there always exists a λ^* for which $M(\lambda^*) = 1$.

Combining the cases that $\alpha < 1$ and $\alpha \geq 1$, we have that there always exists a $\lambda^* \geq 0$ for which the relaxed problem coincides with the original problem, so that ε^{λ^*} is optimal for the original problem as well. \square

A.4 h -generalized mean

Let us now specialize to the h -generalized mean:

$$\mathbb{G}_h^{\mathbb{Q}}[\varepsilon] = \begin{cases} (\mathbb{E}^{\mathbb{Q}}[(\varepsilon)^h])^{1/h}, & \text{if } h \neq 0, \\ \exp\{\mathbb{E}^{\mathbb{Q}}[\log \varepsilon]\}, & \text{if } h = 0. \end{cases}$$

This is equivalent to maximizing the \mathbb{Q} -expectation of the so-called power utility function, which is defined as

$$U_h(\varepsilon) = \begin{cases} (\varepsilon^h - 1)/h, & \text{if } h \neq 0, \\ \log(\varepsilon), & \text{if } h = 0, \end{cases}$$

Moreover, it has derivative

$$U'_h(\varepsilon) = \varepsilon^{h-1}.$$

It is easy to verify that these satisfy all the required conditions if $h < 1$. This means, the optimizer is given by

$$\begin{aligned} \varepsilon_{\alpha,h}^*(\omega) &= (U'_h)^{-1} \left(\frac{\lambda_{\alpha,h} p(\omega)}{q(\omega)} \right) \wedge 1/\alpha \\ &= \left(\frac{\lambda_{\alpha,h} p(\omega)}{q(\omega)} \right)^{\frac{1}{h-1}} \wedge 1/\alpha \\ &= \left(\frac{q(\omega)}{\lambda_{\alpha,h} p(\omega)} \right)^{\frac{1}{1-h}} \wedge 1/\alpha, \end{aligned}$$

where $\lambda_{\alpha,h} \geq 0$ depends on α and h .

A.5 log-optimal setting

For $\alpha = 0$, $h = 0$, this reduces to the likelihood ratio:

$$\begin{aligned} \text{LR}(\omega) &:= \varepsilon_{0,0}^*(\omega) = \frac{q(\omega)}{\lambda_{0,0} p(\omega)} \\ &= \begin{cases} [0, \infty] & \text{if } q(\omega) = 0, p(\omega) = 0, \\ \infty, & \text{if } q(\omega) > 0, p(\omega) = 0, \\ 0, & \text{if } q(\omega) = 0, p(\omega) > 0, \\ q(\omega)/(\lambda_{0,0} p(\omega)), & \text{if } q(\omega) > 0, p(\omega) > 0, \end{cases} \end{aligned}$$

with which we mean where $\lambda_{0,0}$ is some constant so that under \mathbb{P} : $\int_{\Omega} p(\omega) \varepsilon_{0,0}^*(\omega) d\mathbb{H}(\omega) = 1$. This is equivalent to

$$\begin{aligned} \int_{\Omega^+} p(\omega) \left(\frac{q(\omega)}{p(\omega)} \right) d\mathbb{H}(\omega) \\ &= \int_{\Omega^+} q(\omega) d\mathbb{H}(\omega) \\ &= \lambda_{0,0}. \end{aligned}$$

Now, because q is a density and $\Omega^+ \subseteq \Omega$, the middle term is at most 1, and so $\lambda_{0,0} \leq 1$. This does not equal 1, due to the fact that q may have mass where p does not, so that we can inflate the likelihood ratio a bit. This means that LR can be viewed as the ratio between the density q and sub-density $\lambda_{0,0} p$, which is the interpretation used by Larsson et al. (2024).

Next, let us consider $\alpha > 0$ and $h = 0$. For $\alpha > 0$, the constraint that $\int_{\Omega} p(\omega) \varepsilon(\omega) d\mathbb{H}(\omega) \leq 1$ is less restrictive, so that a weaker penalty is required to enforce it $\lambda_{\alpha,0} \leq \lambda_{0,0}$. The optimizer equals

$$\begin{aligned} \varepsilon_{\alpha,0}(\omega) &= \frac{q(\omega)}{\lambda_{\alpha,0} p(\omega)} \wedge 1/\alpha \\ &= b_{\alpha,0} \frac{q(\omega)}{\lambda_{0,0} p(\omega)} \wedge 1/\alpha \\ &= b_{\alpha,0} \text{LR} \wedge 1/\alpha \end{aligned}$$

for some constant $b_{\alpha,h} = \lambda_{0,0}/\lambda_{\alpha,0} \geq 1$.

B Derivation Gaussian h -mean

In this section, we show that the Gaussian h -generalized mean optimal level 0 continuous test equals

$$\varepsilon_{0,h} = \frac{d\mathcal{N}(\frac{\mu}{1-h}, \sigma^2)}{d\mathcal{N}(0, \sigma^2)},$$

Let us use the notation $\kappa = \frac{1}{1-h}$.

The generalized mean is of the form

$$b \text{LR}^{\kappa}(x),$$

for some κ -dependent constant b . In the Gaussian $\mathcal{N}(0, \sigma^2)$ versus $\mathcal{N}(\mu, \sigma^2)$ case, this equals

$$\begin{aligned} b \left[\frac{\frac{1}{\sqrt{2\pi\sigma^2}} \exp\left(-\frac{(x-\mu)^2}{2\sigma^2}\right)}{\frac{1}{\sqrt{2\pi\sigma^2}} \exp\left(-\frac{x^2}{2\sigma^2}\right)} \right]^{\kappa} &= b \left[\exp\left(\frac{2x\mu - \mu^2}{2\sigma^2}\right) \right]^{\kappa} \\ &= b \exp\left(\frac{2\kappa x\mu - \kappa\mu^2}{2\sigma^2}\right). \end{aligned}$$

Next, we compute b , which is a κ -dependent constant that ensures $b \text{LR}^{\kappa}$ equals 1 in expectation under $\mathcal{N}(0, \sigma^2)$. That is,

$$\begin{aligned} 1 &= \frac{1}{\sqrt{2\pi\sigma^2}} \int_{\mathbb{R}} b \text{LR}^{\kappa} \exp\left(-\frac{x^2}{2\sigma^2}\right) dx \\ &= \frac{1}{\sqrt{2\pi\sigma^2}} \int_{\mathbb{R}} b \exp\left(\frac{2\kappa x\mu - \kappa\mu^2}{2\sigma^2}\right) \exp\left(-\frac{x^2}{2\sigma^2}\right) dx \\ &= \frac{1}{\sqrt{2\pi\sigma^2}} \int_{\mathbb{R}} b \exp\left(\frac{-x^2 + 2\kappa x\mu - \kappa\mu^2}{2\sigma^2}\right) dx \\ &= \frac{1}{\sqrt{2\pi\sigma^2}} \int_{\mathbb{R}} b \exp\left(-\frac{(x - \kappa\mu)^2 - \kappa\mu^2(\kappa - 1)}{2\sigma^2}\right) dx \\ &= b \exp\left(\frac{\kappa\mu^2(\kappa - 1)}{2\sigma^2}\right) \frac{1}{\sqrt{2\pi\sigma^2}} \int_{\mathbb{R}} \exp\left(-\frac{(x - \kappa\mu)^2}{2\sigma^2}\right) dx \\ &= b \exp\left(\frac{\kappa\mu^2(\kappa - 1)}{2\sigma^2}\right), \end{aligned}$$

where the final step follows the fact that a Gaussian density integrates to 1. As a result,

$$b = \exp\left(-\frac{\kappa\mu^2(\kappa - 1)}{2\sigma^2}\right).$$

Putting everything together, this means

$$\begin{aligned} bLR^\kappa(x) &= \exp\left(-\frac{\kappa\mu^2(\kappa-1)}{2\sigma^2}\right) \exp\left(\frac{2\kappa x\mu - \kappa\mu^2}{2\sigma^2}\right) \\ &= \exp\left(-\frac{\kappa^2\mu^2 - \kappa\mu^2 - 2\kappa x\mu + \kappa\mu^2}{2\sigma^2}\right) \\ &= \exp\left(\frac{2\kappa x\mu - \kappa^2\mu^2}{2\sigma^2}\right), \end{aligned}$$

which equals the likelihood between $\mathcal{N}(\kappa\mu, \sigma^2)$ and $\mathcal{N}(0, \sigma^2)$.

C Composite hypotheses

For the situation where we have a composite hypothesis H , consisting of multiple distributions, the direct construction from Appendix A no longer works. The problem is that it relies crucially on the existence of a dominating measure \mathbb{H} , which may not exist in the arbitrary composite setting.

Luckily, Larsson et al. (2024) have recently introduced tools to help us handle such composite settings, and they applied these tools to derive log-optimal and some h -generalized mean optimal level 0 continuous tests (e -values). In particular, they explored the setting where both $\alpha = 0$ and $h \leq 0$. We expand their work to the setting where either $\alpha > 0$ or $h < 1$, which also allows us to capture the Neyman-Pearson lemma ($\alpha > 0$, $h = 1$).

Remark 22 (Is boundedness necessary?). *A gap that remains is the setting that $\alpha = 0$ and $0 < h \leq 1$, where the objective is concave but not bounded. The $\alpha = 0$ and $h = 0$ setting treated by Larsson et al. (2024) is also not bounded, but Larsson et al. (2024) show how it can still be handled. However, their approach breaks down for $h > 0$, and we were unfortunately unable to mend it. We do suspect that $h \leq 1$ may be sufficient for existence, and $h < 1$ for positivity and uniqueness. We are happy to share our progress upon request.*

C.1 Proof of Theorem 1

The setting that $\alpha = 0$ and $h \leq 0$ is proven by Larsson et al. (2024) in their Section 6 ($h < 0$) and their Section 2 ($h = 0$). We cover the setting where $\alpha > 0$ and $h \leq 1$.

As in Appendix A, we consider a more general utility function $U : [0, 1/\alpha] \rightarrow [0, \infty]$ and an optimizer ε^* that satisfies

$$\mathbb{E}^\mathbb{Q}[U(\varepsilon) - U(\varepsilon^*)] \leq 0, \text{ for all } \varepsilon \in \mathcal{E}_\alpha.$$

Here, we assume that U is concave, non-decreasing and differentiable with $U(0) := \lim_{x \rightarrow 0} U(x)$, $U(\infty) := \lim_{x \rightarrow \infty} U(x) = \infty$, and continuous derivative U' .

If $\alpha > 0$, these assumptions imply $U(\varepsilon) < \infty$. Indeed, the non-decreasing nature of U implies $U(\varepsilon) \leq U(1/\alpha)$, the fact that $U(0) = 0$ and U is continuous means that U cannot be

constant equal to ∞ , and the concavity of U means that it cannot have a vertical asymptote at $1/\alpha$. For uniqueness we additionally assume that U is strictly concave. For positivity we additionally assume that $U'(0) := \lim_{x \rightarrow 0} U(x) = \infty$.

The h -generalized mean is obtained as the special case where

$$U(y) = \begin{cases} \frac{y^h - 1}{h}, & \text{if } h \neq 0, \\ \log(y), & \text{if } h = 0. \end{cases}$$

The $h = 0$ case appears as the limit of $y \mapsto \frac{y^h - 1}{h}$ as $h \rightarrow 0$.

Existence

Let \mathcal{E}_α denote the collection of level α valid continuous tests. Lemma 3 handles the existence.¹

Lemma 3. *Let $\alpha > 0$. There exists an $\varepsilon^* \in \mathcal{E}_\alpha$ that maximizes $\mathbb{E}^\mathbb{Q}[U(\varepsilon)]$ over $\varepsilon \in \mathcal{E}_\alpha$.*

Proof. The result then follows from observing that the proof of Lemma 2.8 in Larsson et al. (2024) goes through if we replace \mathcal{E}_0 by \mathcal{E}_α , since \mathcal{E}_α is also convex. \square

First-order conditions

We continue with the first-order conditions.

Lemma 4. *Let $\alpha > 0$. The following two statements are equivalent:*

- 1) $\mathbb{E}^\mathbb{Q}[U(\varepsilon) - U(\varepsilon^*)] \leq 0$, for all $\varepsilon \in \mathcal{E}_\alpha$,
- 2) $\mathbb{E}^\mathbb{Q}[U'(\varepsilon^*)(\varepsilon - \varepsilon^*)] \leq 0$, for all $\varepsilon \in \mathcal{E}_\alpha$,

where $0 \times \infty$ is understood as 0.

Proof. Let us start with the simplest direction: ‘2) \implies 1)’. As U is concave, it lies below any tangent line, and so

$$U(\varepsilon) - U(\varepsilon^*) \leq U'(\varepsilon^*)(\varepsilon - \varepsilon^*),$$

for every $\varepsilon, \varepsilon^* \in \mathcal{E}_\alpha$. Taking the expectation over \mathbb{Q} on both sides yields the ‘2) \implies 1)’-direction.

For the ‘1) \implies 2)’-direction we follow the proof strategy from Lemma 2.8 in Larsson et al. (2024). Let us first choose $\varepsilon \in \mathcal{E}_\alpha$. We then define the convex combination $\varepsilon(t) = t\varepsilon + (1-t)\varepsilon^*$, and note that $\varepsilon(t) \in \mathcal{E}_\alpha$ for every $\varepsilon, \varepsilon^* \in \mathcal{E}_\alpha$, as \mathcal{E}_α is convex. Then, the chain rule yields

$$\lim_{t \rightarrow 0} \frac{U(\varepsilon(t)) - U(\varepsilon^*)}{t} = U'(\varepsilon^*)(\varepsilon - \varepsilon^*).$$

By the concavity of U , this convergence is monotonically increasing as $t \rightarrow 0$.

Next, as U is bounded, $(U(\varepsilon(t)) - U(\varepsilon^*))/t$ is bounded from below by $(U(\varepsilon(1)) - U(\varepsilon^*)/1 \geq 0 - U(1/\alpha)$, uniformly

¹In an earlier version of this work, we featured a more involved alternative proof strategy which stuck to the set of e -values, but modified the utility function to be constant on $[1/\alpha, \infty]$.

in t . As a consequence, we can apply Fatou's lemma so that

$$\begin{aligned}\mathbb{E}^{\mathbb{Q}}[U'(\varepsilon^*)(\varepsilon - \varepsilon^*)] &= \mathbb{E}^{\mathbb{Q}}\left[\liminf_{t \rightarrow 0} \frac{U(\varepsilon(t)) - U(\varepsilon^*)}{t}\right] \\ &\leq \liminf_{t \rightarrow 0} \mathbb{E}^{\mathbb{Q}}\left[\frac{U(\varepsilon(t)) - U(\varepsilon^*)}{t}\right] \\ &\leq \mathbb{E}^{\mathbb{Q}}\left[\frac{U(\varepsilon(t)) - U(\varepsilon^*)}{t}\right] \\ &\leq 0,\end{aligned}$$

for every $\varepsilon \in \mathcal{E}_\alpha$, where the final inequality follows from 1) since $\varepsilon(t) \in \mathcal{E}_\alpha$. This finishes the '1) \implies 2)'-direction. \square

\mathbb{Q} -almost sure positivity

Let us additionally assume that $U'(0) = \infty$ and $\alpha < \infty$. Indeed, suppose for the sake of contradiction that ε^* is not \mathbb{Q} -almost surely positive. Then, there exists some event, say A , on which $\varepsilon^* = 0$ with $\mathbb{Q}(A) > 0$. Moreover, note that $\varepsilon^\dagger \equiv 1/\alpha \wedge 1 > 0$ has $\varepsilon^\dagger \in \mathcal{E}_\alpha$. Then,

$$\begin{aligned}\mathbb{E}^{\mathbb{Q}}[U'(\varepsilon^*)(\varepsilon^\dagger - \varepsilon^*)] &= \mathbb{E}^{\mathbb{Q}}[U'(\varepsilon^*)(\varepsilon^\dagger - \varepsilon^*)\mathbb{I}(A)]\mathbb{Q}(A) \\ &\quad + \mathbb{E}^{\mathbb{Q}}[U'(\varepsilon^*)(\varepsilon^\dagger - \varepsilon^*)\mathbb{I}(A^c)]\mathbb{Q}(A^c) \\ &= \mathbb{E}^{\mathbb{Q}}[U'(0)(1/\alpha \wedge 1)\mathbb{I}(A)]\mathbb{Q}(A) \\ &\quad + \mathbb{E}^{\mathbb{Q}}[U'(\varepsilon^*)(\varepsilon^\dagger - \varepsilon^*)\mathbb{I}(A^c)]\mathbb{Q}(A^c) \\ &= \infty > 0,\end{aligned}$$

so that ε^* is not optimal by Lemma 4.

\mathbb{Q} -almost sure uniqueness

Let us additionally assume U is strictly concave. As noted before, $\alpha > 0$ implies that $U \leq U(1/\alpha) < \infty$ and so $\mathbb{E}^{\mathbb{Q}}[U(\varepsilon^*)] \leq U(1/\alpha) < \infty$. Now suppose we have two optimizers $\varepsilon_\alpha^{(1)}, \varepsilon_\alpha^{(2)}$ that are not \mathbb{Q} -almost surely equal. Let A denote some event with $\mathbb{Q}(A) > 0$ on which they differ. Next, define the convex combination $\varepsilon_\alpha^{(\lambda)} = \lambda \varepsilon_\alpha^{(1)} + (1 - \lambda) \varepsilon_\alpha^{(2)}$, $0 < \lambda < 1$.

This combination $\varepsilon_\alpha^{(\lambda)}$ is still level α valid, as the set of level α valid tests is convex. Moreover, it does not \mathbb{Q} -almost surely equal $\varepsilon_\alpha^{(1)}$ or $\varepsilon_\alpha^{(2)}$, as it is different on A . This implies it attains a strictly higher objective, since U is strictly concave:

$$\begin{aligned}\mathbb{E}^{\mathbb{Q}}[U(\varepsilon_\alpha^{(\lambda)})] &= \mathbb{E}^{\mathbb{Q}}[U(\varepsilon_\alpha^{(\lambda)}) \mid A]\mathbb{Q}(A) + \mathbb{E}^{\mathbb{Q}}[U(\varepsilon_\alpha^{(\lambda)}) \mid A^c]\mathbb{Q}(A^c) \\ &\geq \mathbb{E}^{\mathbb{Q}}[U(\varepsilon_\alpha^{(\lambda)}) \mid A]\mathbb{Q}(A) \\ &\quad + (\lambda \mathbb{E}^{\mathbb{Q}}[U(\varepsilon_\alpha^{(1)}) \mid A^c] \\ &\quad + (1 - \lambda) \mathbb{E}^{\mathbb{Q}}[U(\varepsilon_\alpha^{(2)}) \mid A^c])\mathbb{Q}(A^c) \\ &> (\lambda \mathbb{E}^{\mathbb{Q}}[U(\varepsilon_\alpha^{(1)}) \mid A] \\ &\quad + (1 - \lambda) \mathbb{E}^{\mathbb{Q}}[U(\varepsilon_\alpha^{(2)}) \mid A])\mathbb{Q}(A) \\ &\quad + (\lambda \mathbb{E}^{\mathbb{Q}}[U(\varepsilon_\alpha^{(1)}) \mid A^c] \\ &\quad + (1 - \lambda) \mathbb{E}^{\mathbb{Q}}[U(\varepsilon_\alpha^{(2)}) \mid A^c])\mathbb{Q}(A^c) \\ &= \lambda \mathbb{E}^{\mathbb{Q}}[U(\varepsilon_\alpha^{(1)})] + (1 - \lambda) \mathbb{E}^{\mathbb{Q}}[U(\varepsilon_\alpha^{(2)})] \\ &= \mathbb{E}^{\mathbb{Q}}[U(\varepsilon_\alpha^{(1)})].\end{aligned}$$

This contradicts the assumption that both $\varepsilon_\alpha^{(1)}$ and $\varepsilon_\alpha^{(2)}$ are optimizers.

C.2 Proof of Proposition 2

Let $0 < h \leq 1$ and $0 < \alpha \leq 1$. By optimality of $\varepsilon_{\alpha,h}^*$, we have

$$\mathbb{E}^{\mathbb{Q}}[(\varepsilon_{\alpha,h}^*)^h] \geq \mathbb{E}^{\mathbb{Q}}[(\varepsilon)^h],$$

for every level α valid continuous test ε . This implies

$$\lim_{h \rightarrow 1^-} \mathbb{E}^{\mathbb{Q}}[(\varepsilon_{\alpha,h}^*)^h] \geq \lim_{h \rightarrow 1^-} \mathbb{E}^{\mathbb{Q}}[(\varepsilon)^h],$$

for every level α valid continuous test ε .

Next, as $0 < h \leq 1$ and $0 < \alpha \leq 1$, we have that $0 \leq (\varepsilon)^h \leq 1/\alpha$ and $0 \leq (\varepsilon_{\alpha,h}^*)^h \leq 1/\alpha$, so that both are bounded uniformly in h . As a consequence, we can apply the bounded convergence theorem to swap the limit and expectation and obtain

$$\mathbb{E}^{\mathbb{Q}}\left[\lim_{h \rightarrow 1^-} (\varepsilon_{\alpha,h}^*)^h\right] \geq \mathbb{E}^{\mathbb{Q}}\left[\lim_{h \rightarrow 1^-} (\varepsilon)^h\right] = \mathbb{E}^{\mathbb{Q}}[\varepsilon],$$

for every level α valid continuous test ε .

As the point-wise limit $\lim_{h \rightarrow 1^-} \varepsilon_{\alpha,h}^*$ is assumed to exist, it remains to show that it coincides with the point-wise limit $\lim_{h \rightarrow 1^-} (\varepsilon_{\alpha,h}^*)^h$. For clarity, let us index by points ω of the underlying sample space Ω , and write $L(\omega) = \lim_{h \rightarrow 1^-} \varepsilon_{\alpha,h}^*(\omega)$. Then,

$$\begin{aligned}\lim_{h \rightarrow 1^-} (\varepsilon_{\alpha,h}^*(\omega))^h &= \lim_{h \rightarrow 1^-} \exp\{h \ln \varepsilon_{\alpha,h}^*(\omega)\} \\ &= \exp\left\{\lim_{h \rightarrow 1^-} h \ln \varepsilon_{\alpha,h}^*(\omega)\right\}.\end{aligned}$$

If $L(\omega) > 0$, $\lim_{h \rightarrow 1^-} h \ln \varepsilon_{\alpha,h}^*(\omega) = \ln L(\omega)$. On the other hand, if $L(\omega) = 0$, then $\lim_{h \rightarrow 1^-} h \ln \varepsilon_{\alpha,h}^*(\omega) = -\infty$, so that $\exp\left\{\lim_{h \rightarrow 1^-} h \ln \varepsilon_{\alpha,h}^*(\omega)\right\} = 0$. In both cases, $\lim_{h \rightarrow 1^-} (\varepsilon_{\alpha,h}^*(\omega))^h = L(\omega)$. This finishes the proof.